



WIELAND
overview

original thinking Award winning products like sleepToo® and allay® set the bar in the sleep sofa category.

always sustainable Compliance with the latest environmental laws and regulations is a natural by-product of our long-term commitment to our customers.

customer-inspired Voice of Customer (VOC) research has allowed for the creation of innovative, customizable products for changing environments.

service focused An experienced team of dedicated individuals provide prompt customer service, many of whom have been a part of the Wieland team for 15+ years.

made in the USA Proudly manufactured in NE Indiana and NW Ohio.

lasting value Every product is warranted against failure. If something isn't right; we make it right. If something is broken; we fix it. It's that simple.



Cove Recliner 53981W with Transfer Arm option

welcome

healing	6
lounge & guest	42
dining chapel	74

new products

Cove Transfer Arm	8, 9
Trace Hip Chair	33, 47
sleepToo®	14-17
Rally	44, 45
Capital Bariatric	34, 35
SmartRail®	38



take comfort

in knowing everything purchased from
Wieland will be of lasting value.

What you can't see

is what makes Wieland
a welcome difference in today's world.

Fabrics

The fabrics used are held in place with hook and loop closures. These closures keep the fabric securely in place, yet allow easy on-site removal for cleaning or replacement.

Testing

Every collection has undergone rigorous industry and government testing. Bariatric testing incorporates dynamic testing involving dropping weight from approximately 6 inches above the seat, more accurately representing the force used when sitting.

Construction

Our methods allow for product longevity while providing great versatility. Our system makes it easy to access components on-site, often with one simple tool.

Foam

Only the highest quality, high-density foams are used in Wieland seating. All foams in a Wieland product are covered under warranty; no exceptions.

Environmental Friendliness

Wieland has always demonstrated a concern for managing Earth's resources responsibly. The uniqueness of our renewability system significantly extends the life of furniture, ultimately reducing contributions to the waste on our planet.

Wood

Our strong interior framing is made up of hardwood plywood and Baltic Birch plywood, providing your furniture with more stability than ordinary solid hardwood framing that can crack over time.

Finishes

Wieland's use of hi-tech, catalyzed varnish finishes offers flexibility in pigmentation, permitting a more perfect match with your decor scheme.

Moisture Barrier

A pliable waterproof membrane laminated to interior foams protects them from any kind of liquid damage - spot cleaning becomes a simple task.

Warranty

Every Wieland product is warranted against failure, including all foams: 25 years for fully renewable products, 10 years for partially renewable products. And if something isn't right, we make it right. If it's broken, we fix it. It's that simple.

healing

	recliner	sleep	glider/ rocker	hip/ortho	side chairs	bariatric	patient
ALLAY®		20-23					
ARRIS	15	27				36	39
CAPITAL	14	26	30-31	35		36	39
COVE	10-11			32	42	36	38
KIDZ					43		
KINDRED					43	37	
LAURELWOOD			34	34-35		37	39
MISSION					43		
PLYFOLD + SmartRail®					40-41		
PLYLOK					43	37	
REGAL III					42		
sleepToo®		16-19					
TRACE				35	42		38
VERSANT	12-13	24-25	28-29	33		36	39
WEDGEWOOD			34	34-35		37	39



lounge & guest

	Lounge	Bench	Occasional Tables
ARC	58	65	70
ARRIS	56		66
BRIDGE	59		70
BRAUN	62		
CANNON	62		
CAPITAL	51	65	69
CAVETTO	60		
COVE	50		67
CURIE	62		
CYLINDER/CUBE TABLES			69
E-SERIES	62		70
FLOW	51		70
KIDZ	63		
LAURELWOOD	55	65	
LOOP	63		
PLANAR	64		
PORTAL	64		
RALLY	46-47		
REFLECT	57	65	67
SCROLL	64		
TETRA	58	65	
TRACE	48-49		69
WEDGEWOOD	54	65	
VERSANT	52-53		67
4500/4600/4700 SERIES TABLES			68
50A TABLES			69



dining | chapel

	Chairs	Tables	Guest
AUTUMN	73		
BASES		79	
CHANCEL	82		
DELI	75		
GRILLE	75		
KINDRED	74		
MISSION	72		
OAKLOK/PARAGON			81
PARLOR	75		
PLYLOK	76-77		
TOPS/EDGES		78-79	
TRANSOM	73		
UNITY/VANTAGE			81

Recliners

Sleep

Gliders

Rockers

Orthopedic

Bariatric

Patient Chairs

Side Chairs

fostering healing

With patient and recovery-room furniture, every detail is focused on the comfort and accessibility of patient and caregiver alike.







Cove Recliner 53981W with Transfer Arm Option | Plyfold Chair 7028201



Reclined



Fully Reclined



Sleep Position




Fully Reclined
Trendelenburg

STANDARD FEATURES



Recessed Assist
Lever/Caster Lock




Wood or Urethane
Arm Caps



Base-Molded
Bumpers




Flip Tables



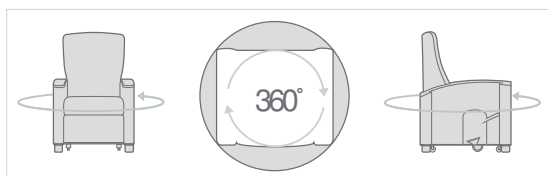
Retractable
Footrest



Pushbar



IV Pole



Zero Turning Radius/Trac-Rite Caster System


OPTIONS



Foley bag Hook



Fold-down Tablet



Straight Back

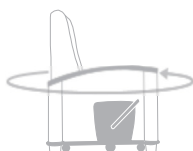


Transfer Arm

Cove RECLINER

- Zero turning radius/Trac-Rite Caster System
- Base-molded bumpers
- Faux feet that enhance the styling, making this a true piece of furniture rather than simply clinical equipment
- Easy-to-grip arm caps
- Single-point, recessed assist lever/caster lock—to minimize damage to chair and facility architecture
- Urethane arm caps available in three colors
- Fully renewable
- Optional wide-scale version
- Optional IV pole and Foley bag hook
- Transfer Arm
- Straight Back
- GREENGUARD Certified for low chemical emission
UL.COM/GG UL 2818*

PATIENT



53981W Wood Cap
53981U Urethane Cap
53W981W Wide Wood Cap
53W981U Wide Urethane Cap

SLEEP



53981WP Wood Cap
53981WPT Trendelenberg Wood Cap
53981UP Urethane Cap
53W981WP Wide, Wood Cap
53W981UP Wide, Urethane Cap

ORTHOPEDIC



53H981W Wood Cap
53H981U Urethane Cap
53WH981W Wide, Wood Cap
53WH981U Wide, Urethane Cap



Cove Patient Recliner 53981W



Cove Transfer Arm



Versant Patient Recliner 54981W

PATIENT



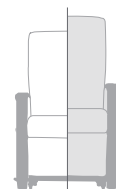
54981W Wood Cap
54981U Urethane Cap
54W981W Wide, Wood Cap
54W981U Wide, Urethane Cap

SLEEP



54981WP Wood Cap
54981WPT Trendelenburg Wood Cap
54981UP Urethane Cap
54W981WP Wide, Wood Cap
54W981UP Wide, Urethane Cap

ORTHOPEDIC




54H981W Wood Cap
54H981U Urethane Cap
54WH981W Wide, Wood Cap
54WH981U Wide, Urethane Cap

STANDARD FEATURES



Recessed Assist
Lever/Caster Lock




Wood or Urethane
Arm Caps



Base-Molded
Bumpers



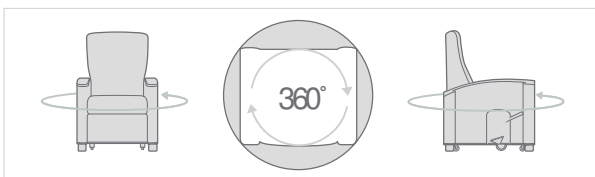
Flip Tables



Retractable
Footrest



Pushbar



Zero Turning Radius/Trac-Rite Caster System

OPTIONS



IV Pole



Foley bag Hook

Versant RECLINER

- Zero turning radius/Trac-Rite Caster System
- Base-molded bumpers
- Faux feet that enhance the styling, making this a true piece of furniture rather than simply clinical equipment
- Easy-to-grip arm caps
- Single-point, recessed assist lever/caster lock—to minimize damage to chair and facility architecture
- Vertical wood rails create a residential aesthetic
- Fully renewable
- Urethane arm caps available in three colors
- Optional wide-scale version
- Optional IV pole and Foley bag hook



Reclined



Fully Reclined



Sleep Position



Trendelenburg



Capital RECLINER



Capital Recliner 32981W



32981
Upholstered Arm



32981W Wood Arm Cap
32981U Urethane Arm Cap



32981W with options



Fully Reclined

Capital and Arris Features

- Fully renewable upholstery and components
- Standard moisture barrier protects foam from spills and liquids
- Available with upholstered arm, wood cap, or urethane cap
- Optional casters, push bar, Foley bag hook, IV pole, headrest, & folding table
- Urethane arm caps available in three colors
- Available wide scale
- GREENGUARD Certified for low chemical emission UL.COM/GG UL 2818*

Arris RECLINER



Arris Recliner 37981W



37981
Upholstered Arm



37981W
Wood Arm Cap



37981W with options



37981



Reclined



Fully Reclined



IDEX
INTERNATIONAL DESIGN
EXCELLENCE AWARDS '12

Nightingale Awards
HCD.11 Best of Competition

DESIGN
VISION
BEST
OF
YEAR 2012

product
INNOVATIONS

Nightingale
Gold
winner

sleepToo SLEEP SOFA

a virtual family room



store your belongings



put your feet up



watch a movie



play a game



enjoy a cup of joe



rest and recharge



read a book



check your email



finish some work



share a meal



do homework



bond



The Family Zone REINVENTED FOR FUNCTIONAL COMFORT

Evidence-based design research shows that patient outcomes improve with the presence of family members during recovery. Until now, traditional hospital furniture combined with space constraints made it challenging for families to be a part of the healing, care, and support of a loved one.

sleepToo® occupies only **20 square feet** of space while delivering huge benefits to patients, family and staff including:

- Dining
- Working
- Sitting
- Visiting
- Sleeping
- Reclining

sleepToo allows existing spaces to be re-purposed for storage, opened up as free floor space or for other uses. Maintaining fewer additional furnishings is another indirect benefit sleepToo provides. sleepToo is the real solution for family-involved care. It's a virtual family room®.

SPACE PLAN WITH sleepToo

Family Zone - sleepToo sofa, bedside chair

Care-giver Zone - sink area

Patient Zone - wardrobes, bedside table



TRADITIONAL SPACE PLAN BEFORE

Family Zone - sofa, side table, recliner, celebration table with chairs

Care-giver Zone - sink area

Patient Zone - wardrobes, bedside table

GREENGUARD Certified for low chemical emissions UL.COM/GG UL 2818*

greenguard.org



Classic
sleepToo® Sofa 621
(shown without table)



Custom
sleepToo® Sofa 622T
(shown with table and power supply option*)

MODELS



621 Series
Classic, sleep sofa



621T Series
Classic, with Table



622 Series
Custom, sleep sofa



622T Series
Custom, with Table

CUSTOM BASE OPTIONS



Ottoman, no drawer
Upholstered panel ottomans



Drawer, no ottomans
Wood, thermoform or
upholstered drawer fronts



Wood Panels
Wood or thermoform panels in
lieu of ottomans or drawers



Upholstered Panels
Upholstered panels in lieu
of ottomans or drawers



Wood Leg
Standard



Metal Leg
Optional



Plinth Base
Optional



Caster
Optional



Housekeeping
Caster
Optional

* Ask about the optional built-in hospital-grade power outlet. Table can be used for bench seating while in lowest position.

LEG STYLES






Allay 60372

Allay® SLEEP SOFA



comfort • the contoured back and angled seat create comfort rarely found in patient environments.

intuitive • an integrated pull handle reduces nurse calls.



cleanability • easy access to wipe down, no crumb catch.

innovative • ottomans provide a new way to relax.



relax. rest. renew.



Allay® Sleep Sofa 60375 with Open Base (Standard)



Side View



Back View



Sleep Position



Allay 60372 with Open Base



Allay 60372

Allay® SLEEP SOFA

- Easy to clean; no crumb catch
- Integrated foot slides allow unit to be easily moved for cleaning
- Storage drawer designed for easy cleaning
- Recessed pulls for drawer and sleep surface
- Now available with a straight back option
- Wallsaver leg design
- Recessed arm allows for easy egress
- Soft-top arm extends sleep surface
- NeoCon Gold winner 2010
- GREENGUARD Certified for low chemical emission UL.COM/GG UL 2818*



Family is now welcome in
the recovery process.

ARM STYLES



Soft Arm
600 Series



Fully Uph Arm
with Cap
601 Series



Recessed Arm with
Uph Panel
602 Series



Recessed Arm with
Wood Panel
603 Series

BACK STYLES



Straight Back



Pull Handle

BASE OPTIONS



Open Base
(Standard)



Continuous Panel
(No drawer or ottoman)



Drawer
(Upholstered panels in place
of ottomans)



Ottomans
(Wood panels in place of drawers)

LEG STYLES



Wood Leg
(Standard)



Metal Leg
(Optional)



Plinth
(Optional)



Casters
(Optional)





Versant 54841W24 | Arris 37771 | Arris Ottoman 37401-OT



54841W48 Chaise



54841W48 Extended



Versant Sleep Sofa 54841W48

Versant SLEEP CHAIR

- Allows for intermediate chaise-lounge position
- Converts simply into chaise-lounge and sleeping positions
- Hidden casters provide a fully-upholstered aesthetic
- Three seat-width options—24", 30", 48"
- 77" sleep surface when fully extended
- Fully renewable
- Urethane arm caps available in three colors
- GREENGUARD Certified for low chemical emission
UL.COM/GG UL 2818*

Visiting hours are over.

But you're staying. Rest easy.



Versant Sleep Chair 54841W24



54841W24 Chaise



54841W24 Extended



Back View



54841U24



54841W30

Capital and Arris Features

- Fully renewable upholstery and components
- Standard moisture barrier protects foam from spills and liquids
- One step conversion to sleep surface
- 74" sleep surface when fully extended
- Available with upholstered arm, wood cap, or urethane cap
- Optional casters & fitted sheets
- Available wide scale
- 25-year warranty, including mechanism and foam
- GREENGUARD Certified for low chemical emission
UL.COM/GG UL 2818*



Capital Sleep Chair 32841W
(shown with optional casters)



32841
Upholstered Arm



32W841W
Wide, Wood Arm



Back View

Capital SLEEP CHAIR



32841 extended

Arris SLEEP CHAIR



Arris Sleep Chair 37841W



37841
Upholstered Arm



37841W
Wood Arm Cap



37W841W
Wide, Wood Arm Cap



37841 extended



Back View

Versant GLIDER

- Hidden mechanism promotes safety and eases cleaning for facility teams
- Available with open base to promote balance while exiting chair
- Optional locking mechanism provides stability when entering the chair
- Available with long skirt to meet broader design criteria
- Available with wood or urethane arm cap
- Urethane arm caps available in three colors
- Seat widths: 20", 22", & 24"
- Weight capacity is 350 lbs.
- Fully renewable
- GREENGUARD Certified for low chemical emission UL.COM/GG UL 2818*



Versant Glider 54251WG20
Long Skirt



54251WG22 Long Skirt
Wood Cap



54251WG24 Long Skirt
Urethane Cap



Versant Glider 54151WG20



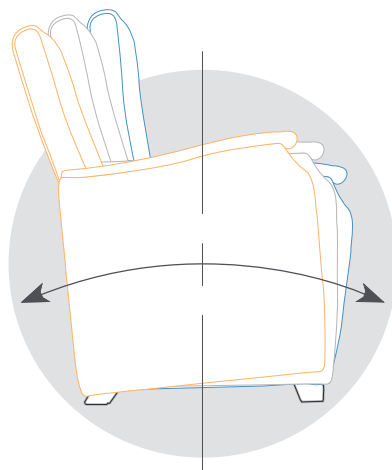
Back View



Side View



54151WG22 Short Skirt, Wood Cap



54151WG24 Short Skirt, Wood Cap



Back View



Side View



32151G20
Upholstered Arm



32651G24
Urethane Arm

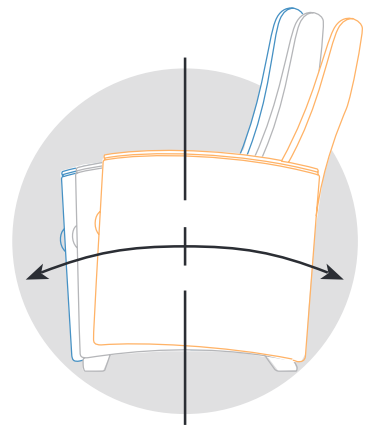


Capital Glider 32251G22

Patient centered comfort and control,
with caregiver functionality.

Capital GLIDER

- Seamless styling hides enclosed mechanisms, ensuring safety and ease of cleaning
- Gently curved interior lets patient or guest shift position with no sacrifice in comfort
- Three seat-width options—20", 22", 24"
- Available in upholstered arm, wood cap, or urethane cap
- Urethane arm caps available in three colors
- Fully renewable
- GREENGUARD Certified for low chemical emission
UL.COM/GG UL 2818*



Cove ORTHO RECLINER

- 21" seat height makes exiting chair easier for patients recovering from knee or hip surgery
- Arm and back height ratio is the same as standard recliners
- Zero turning radius/Trac-Rite Caster System
- Base-molded bumpers
- Faux feet that enhance the styling, making this a true piece of furniture rather than simply clinical equipment
- Easy-to-grip arm caps
- Single-point, recessed assist lever/caster lock—to minimize damage to chair and facility architecture
- Fully renewable
- Optional wide-scale version
- Optional straight back available
- Optional transfer arm available
- Sleep option available
- Optional IV pole and Foley bag hook
- GREENGUARD® Certified for low chemical emissions
UL.COM/GG UL 2818*

Wieland products are not designed, manufactured or certified for any specific medical treatment or emergency procedures. The Trendelenburg recliner is designed to recline to a point that the feet and lower legs are raised above the head.



53H981W

Versant ORTHO RECLINER

- 21" seat height makes exiting chair easier for patients recovering from knee or hip surgery
- Arm and back height ratio is the same as standard recliners
- Zero turning radius/Trac-Rite Caster System
- Base-molded bumpers
- Faux feet that enhance the styling, making this a true piece of furniture rather than simply clinical equipment
- Easy-to-grip arm caps
- Single-point, recessed assist lever/caster lock—to minimize damage to chair and facility architecture
- Fully renewable
- Optional wide-scale version
- Sleep option available
- Optional IV pole and Foley bag hook

Wieland products are not designed, manufactured or certified for any specific medical treatment or emergency procedures. The Trendelenburg recliner is designed to recline to a point that the feet and lower legs are raised above the head.



54H981W

Wedgewood MOTION

- Available in mid back and high back style
- Removable cushions allow easy cleaning, repair, or replacement
- Ottoman available in two heights, 10" and 18"
- Urethane arm caps available in three colors



Wedgewood 7324009 Mid back



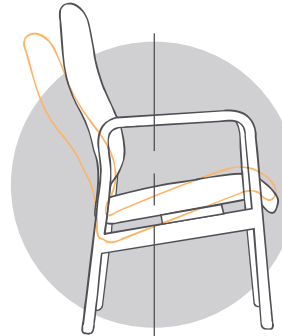
Side View



7324010 High back with Urethane Caps



Ottoman 7024007



Laurelwood MOTION

- Available in mid back and high back style
- Removable cushions allow easy cleaning, repair, or replacement
- Ottoman available in two heights, 10" and 18"
- Urethane arm caps available in three colors



Laurelwood 7324008 High back



7324007 Mid back



7324008 with casters



7324008 High back with Urethane Caps and casters

Trace HIP CHAIR

- Flat seat pitch at 21.5" is ideal for post hip and knee surgery patients
- Reduced seat depth makes the back more usable, improves posture and increases mechanical advantage from sit to stand
- Offered in 22" and 30" seat widths
- Available with wood frame
- Molded wood seat and back panel
- Elliptical profile metaal frame with welded joints for superior durability
- Generous clean out between seat back
- Molded foam contoured for maximum comfort
- All seating units are designed to accomodate bariatric capacities
- Ottoman available



63541H22

63541H22



32441H22W Wood Cap



32441H24U Urethane Cap

Capital HIP CHAIR

- Elevated seat height makes exiting chair easier for patients recovering from knee or hip surgery
- Wide foot rest offers added support to avoid pressure

Wedgewood/Laurelwood

LEG EXTENSION

- Height adjustability in one inch increments
- Waterfall seat design and generous lumbar support provides ergonomic sitting comfort
- Removable seat and back cushions allow for extended product life
- Optional urethane arm cap
- Complementing bariatric styles
- Complementing motion rocker and ottoman



Laurelwood 7324061



Wedgewood 7324055



Ottoman 7024007

Arris



37411B30



37771B30
Patient Chair



37211B30

Versant



54411WB30



54410-3TW



54471UB22
Patient Chair

Cove



53411WB30



53471WB30
Patient Chair



53411WB40

Capital



32441WB30



32443W



32781W
Patient Chair

Bariatric Solutions

- All of our bariatric solutions bear the hallmark of Wieland innovation
- Dynamic testing involves dropping weight from six inches above the seat, replicating more accurately the force of a person sitting down.
- Our tolerances range from 750 - 1000 lbs.
- Wieland offers a variety of seat widths and back heights to truly accommodate your bariatric patients and guests.

Plylok



7028719



7028440



Stackable

Kindred



7028760



7023760

Wedgewood/Laurelwood



Laurelwood 7324052



Wedgewood 7324056


Laurelwood 7324002
Mid back


Wedgewood 7324029


Wedgewood 7324055
Extended Legs



Trace Metal Patient Chair and Ottoman 6357122 and 6350100

Patient Chairs

- Wieland offers an array of patient chairs in many different styles and sizes
- Arris, Capital and Versant are all available with a wallsaver leg option
- Urethane arm caps
- Bariatric options available

Trace



6357122 and 6350100



6347122

Cove



53471WB22



53471UB22

Wedgewood/Laurelwood



7324006 and 7024007 Ottoman



7324010
Motion Patient Chair



7324003 Mid Back

Capital



32771W and 32251L Ottoman

Arris



37771 and 37401-OT Ottoman

Versant



54471WB22

Every wall should have one.



Plyfold 7028201





7028201



7028201



7023201



Plyfold + SmartRail®

- Comfortable guest seating, ideal for patient rooms
- Wide version available
- Molded wood construction provides durability and strength
- 400 lb. weight capacity
- Contoured cushions provide ergonomic comfort and are easily removable for cleaning, repair or replacement
- Hidden hinges eliminate possible pinch points
- Stores conveniently on our SmartRail® hanger system
- Stackable up to 20 high on dolly
- Optional moisture barrier
- 10-year warranty, including foam



Wall bracket



Front view
7170003



Side view



Three quarter
view



Trace



6351122



6341122



6351122
molded wood seat and back
(standard)



6351122
fully upholstered seat and back
(optional)

Cove



53411WB22

Side Chairs

- Light scale options for use in those occasional use areas — desk chair, exam rooms, pre and post operative spaces, emergency room cubicles, and activity areas
- Easily moved from one area to another

Regal III



7026053



7326054

Plylok



7028742



7028742



7023711

Learn more about the multiple frame, seat and back options available to customize PlyLok. See page 80 for details.

Mission



7320144



7020142

Kindred



7028764



7028763

Kidz



7020714



lounge & guest

Wieland lounge and guest seating invites visitors to sit and relax.

Lounge

Guest

Benches

Occasional Tables





Rally Armless 64401 | Rally 64-OT | Rally 64-OT Low Table Top

Rally

- Completely configurable for a variety of spaces
- Smart Design System has hidden interlocking metal fasteners for easy renewability and replacement
- Corner, ottoman and armless models integrate with all arm styles
- A variety of arm styles and leg options interchange to create any look
- To connect modular groupings order the ganging option with each model
- Thermoform tops offer superior durability
- Moisture barrier is standard
- Available in mid-back height
- Mid-back models have a 35" back height
- 25-year warranty
- GREENGUARD® Certified for low chemical emissions
UL.COM/GG UL 2818*





64111HC
Embrace Chair



64331HC
Aspire Chair



64321HC
Indulge Chair



64141HC
Compose Chair



64401HC
Armless Chair



64441HC
Corner Unit



64500
Integrated Table



64-OT
Upholstered Top Ottoman



64-OT
Low Table Top Ottoman



64-OT
Coffee Table Ottoman



Wood
Maple or Oak



Metal Square
Silver only



Metal Round
Silver only



Sled



Caster



Double outlet option
120V/120V or USB/120V
For models 64341 and 64-OT



Single outlet option
120V/120V or USB/120V
For models 64241 and 64141



Mid-back
35" high



Standard back
31" high



Mid-back



Standard back
Shown with optional
back cap



Trace Metal Table 6300052 | Trace Metal 6351140 | Trace Metal 6200051

Trace

- Molded wood seat and back panel
- Elliptical profile metal frame with welded joints for superior durability
- Generous clean out between seat and back
- Molded foam contoured for maximum comfort
- Available in three widths
- Arm caps are available in wood, thermoform and urethane
- All models are wall saver
- Metal or Wood frame
- Fully upholstered seat and back available
- Complementary occasional tables
- All seating units are designed to accommodate bariatric capacities
- Available in high back
- Ottoman available
- Optional moisture barrier
- 25-year warranty

FEATURES



Generous clean out



Ganging option

ARM CAPS



Wood arm cap
(standard)



Urethane arm cap
(upcharge)



Thermoform arm cap
(upcharge)



6351122


6351122 wood frame
fully upholstered seat and back


6341122


6351130
wood panel seat and back


6351140

Trace HIP CHAIR

- Flat seat pitch at 21.5" is ideal for post hip and knee surgery patients
- Reduced seat depth makes the back more usable, improves posture and increases mechanical advantage from sit to stand
- Offered in 22" and 30" seat widths
- Available with wood frame
- Molded wood seat and back panel
- Elliptical profile metal frame with welded joints for superior durability
- Generous clean out between seat back
- Molded foam contoured for maximum comfort
- All seating units are designed to accommodate bariatric capacities
- Ottoman available



63541H22



63541H22



63541H22



Good news is worth the wait.

Cove LOUNGE & GUEST

- Comfort assured by soft curves and graceful lines
- Large, deep cushions are as functional and durable as they are comfortable
- Standard moisture barrier protects foam from spills and liquids
- Urethane arm caps available in three colors
- Vertical clean out between seat and back prevents build-up of debris
- Fully renewable upholstery and components
- All units accommodate bariatric weight capacities
- Oak or maple wood
- 25-year warranty, including foam



53L411W



53L412W



53411WB20



53410-3TW

Capital LOUNGE & GUEST

- Fully renewable upholstery and components
- Fully modular
- Standard moisture barrier protects foam from spills and liquids
- Urethane armcaps are available
- Available with or without front skirt
- Complementing occasional tables
- Available with modular tables in both large and small scale styles
- Urethane arm caps available in three colors for small scale seating



35211



Back View



35222



35220-3T



32441W



32441H22WHp Chair



32293L





Versant 54L211W



54L212W



54L213W



54411WB22



54411WB30



54411WB40



54410-3TW

Versant LOUNGE & GUEST

- Comfort assured by soft curves and graceful lines
- Large, deep cushions are as functional and durable as they are comfortable
- Standard moisture barrier protects foam from spills and liquids
- Urethane arm caps available in three colors
- Vertical clean out between seat and back prevents build-up of debris
- Fully renewable upholstery and components
- Only waiting units accommodate bariatric weight capacities
- Oak or maple wood
- Modular tables are available



Wedge wood/Laurel wood Features

- Removable seat and back cushions allow extended product life
- Waterfall seat design and generous lumbar support provides ergonomic sitting comfort
- Complementing bariatric styles
- Available in low-, mid-, and high back styles for seating flexibility
- Molded, plybent frame provides unsurpassed durability
- Wedgewood arm style with forward grip hand holds aids patient and caregiver while exiting the chair
- Leg extensions available for orthopedic applications
- Urethane arm caps available in three colors
- Clean out between seat and back prevents build-up of debris

Wedgewood LOUNGE



Wedgewood 7324004



7324054



7324029



7324009
Mid back Motion Chair



7324033
2-seat Tandem with Center Arm



7324030

Laurelwood LOUNGE



7324001



7324011



7324012



7324018
3-seat Tandem with Center Arm



7324015
2-seat Tandem with Center Arm



7324002 Mid back
Patient Chair





Arris Lounge 37211 | Arris Coffee Table 37-162040 | Arris End Table 37-212020 | Bridge Lounge C06-1

Arris LOUNGE

- Elegant in form, Arris is an enduring seating solution for healthcare
- Standard moisture barrier protects foam from spills and liquids
- Complementing occasional tables
- Available with modular tables in all styles
- Fully renewable upholstery and components



37211



Back View



Side View



37411



37412



37212



37293 with zoning

Reflect LOUNGE

- A classic accent for a variety of healthcare applications
- Fully renewable with a standard moisture barrier on surfaces subject to spills
- Four styles, including both upholstered arm and wood cap variations



2641



2621



2631



26423



Mobility



Oval Tablet



Kidney Tablet

Mobility option features front casters, handle bar for easy relocation and two styles of tablet arms.



Tetra LOUNGE & GUEST

- Fully renewable, fully modular, with a standard moisture barrier on surfaces subject to spills
- Molded plybent arms provide strength and a space-efficient footprint
- Wood arm or upholstered arm with wood cap styles
- Complementing bench
- Available with mid-back
- 25-year warranty, including foam



9111



Side View



9911



9110 modular

Arc LOUNGE & GUEST

- Fully renewable, fully modular, with a standard moisture barrier on surfaces subject to spills
- Molded plybent arms provide strength and a space-efficient footprint
- Wood arm or upholstered arm with wood cap styles
- Complementing bench
- Available with mid-back
- 25-year warranty, including foam



21111



Side View



Back View



21112



21110-3T

Bridge LOUNGE

- A classic accent for a variety of healthcare applications
- Offered in a variety of back and arm styles with wood caps as an option
- Fully renewable with a standard moisture barrier on surfaces subject to spills
- GREENGUARD Certified for low chemical emission
UL.COM/GG UL 2818*



Bridge | Auburn C30W-1



Bridge | Garrett
C01-1



Bridge | Rockport
C07-1



Bridge | Rockport
C07W-1



Bridge | Mitchell
C09-1





Cavetto 59113HC | Cavetto 5911HC



Front View



Side View



59111HC Mobility
with Pennon Tablet



59113HC

Cavetto LOUNGE

- Plush comfort with healthcare durability
- Standard moisture barrier protects foam from spills and liquids
- Fully renewable upholstery and components
- Available with oak or maple feet
- Available with metal legs
- 25 year warranty including foam
- GREENGUARD Certified for low chemical emission
UL.COM/GG UL 2818*



Mobility



Round Tablet



Pennon Tablet



Metal Leg Option

Mobility option features front casters, handle bar for easy relocation and two styles of tablet arms.

Flow LOUNGE

- Metal frame and sweeping wood arm styles create a versatile, fully modular healthcare seating solution
- Standard moisture barrier protects foam from spills and liquids
- Two available wood arm styles
- Two available clean-out combinations, horizontal or vertical
- Complementing occasional tables
- Fully renewable upholstery and components



Square Arm
(Horizontal Clean Out)
27111



Round Arm
(Horizontal Clean Out)
27211



27210-M



Flow Round Arm
(Vertical Clean Out)
27221



E Series LOUNGE

Expressive. Economical. Environmental. That's what the "E" stands for. And it perfectly conveys the spirit of these Wieland products. At the heart of the E Series is MDF, which allows creation of unique forms that would be impractical with conventional materials.

MDF also enables E Series chairs to be priced within almost anyone's budget. Finally, thanks to their innovative materials and renewability, E Series chairs are kind to the environment. Included in the E Series are the Braun, Cannon, and Curie lines.



Braun 41141



Cannon 43141



Curie 42141



Cannon 43110 Modular

Kidz LOUNGE

- Kidz chairs are designed from one piece of plybent hardwood, eliminating joints, screws or fasteners
- Unique construction offers visual appeal with extraordinary durability
- Tallest size is suitable for adult use in MRI units, due to lack of metal parts
- Four different seat heights (12"-18")
- Ideal for physician waiting areas and other spaces dedicated to children
- Complementing tables



7020718
18" Seat Height



7020712
12" Seat Height



7020714
14" Seat Height



7020716
16" Seat Height

Loop LOUNGE

- Loop expresses a creative energy with a free-flowing design. It's versatility extends within modular configurations ranging from simple rows and corners to multiple serpentine arcs.
- Fully renewable with standard moisture barrier
- Horizontal zoning can further create a distinctive look
- GREENGUARD Certified for low chemical emission
UL.COM/GG UL 2818*



1800-M



Loop 18-M1

Planar LOUNGE

- Inherently simple design of oversized, cushioned planes offers proven comfort and strength
- Fully renewable, with a standard moisture barrier on surfaces subject to spills
- Two wood cap styles available
- Optional tablet arm
- Optional skid rail
- 25-year warranty, including foam



282



260-3T



Front View



261

Portal LOUNGE

- Unique design drawn from classic forms defines Portal's aesthetics, accented with subtle curves lending comfort and sophistication
- Standard moisture barrier protects foam from spills and liquids
- Fully renewable upholstery and components
- Available with round or square back
- Available wide scale
- 25-year warranty, including foam
- GREENGUARD Certified for low chemical emission UL.COM/GG_UL_2818*



51181 large scale



51161 large scale



51132



51171

Scroll LOUNGE

- Comfort assured by soft curves and graceful lines
- Large, deep cushions are as functional and durable as they are comfortable
- Available with contrasting fabric arm caps
- Fully renewable upholstery and components
- Standard moisture barrier protects foam from spills and liquids
- GREENGUARD Certified for low chemical emission UL.COM/GG_UL_2818*



52111



52112



52113

Capital BENCH



Capital 32293L

Reflect BENCH



Reflect 26423



Reflect 26123

Wedgewood/Laurelwood BENCH



Wedgewood/ Laurelwood
7011102

Tetra BENCH



Tetra 9923



Tetra 9123

Arc BENCH



Arc 21123



Arris Modular 37410-3TW | Arris End Table 37-212020

Arris



37-162040



37-162040



37-212020



Arris 37-212020

Reflect



Reflect 26-1630



26-1630



26-162754

Cove



Cove 53-222424



53-162442

Versant



Versant 54-2023



54-162440



54-2023



Cube Table 20R-202424 | Scroll Lounge 52111

4500 Series



701-4501



701-4503



701-4505

4600 Series



701-4601



701-4602

4700 Series



4700-01



4700-13



4700-15

Trace



6300051



6300052



6300001

50A Series



50A-L1624



50A-V1624



50A-L202424

Cylinder/Cube



Cylinder 20C-2924



Cube 20R-153636



Cube 20-202424
with 3" Flint Base



Cylinder 1050012



Cube 1050011

Capital



32-201919



35-202121



32-161938



35-161941

Bridge



C200-212226



C200-212226



C200-182042

Flow



27-161717



27-161734

Arc



21110

E-Series



40S-212020L



40A-212020L



40A-161938L



40S-161938L

Chairs

Tables

dining

Choose from a broad range of solutions
that address any space flexibly
and comfortably.





Mission 7020142

Mission

- Mission style aesthetics offers a contemporary statement
- Plybent hardwood design with mortise and tenon joint construction for superior durability
- Seat & back are easily removable for repair or replacement
- Arm and armless styles
- Available with locking casters



Back View



7020142



Mission 7020144

Autumn

- Striking aesthetics
- Traditional appeal with contemporary fair
- Seat and back cushions easily removable for repair or replacement
- Available with arms or armless
- Available with locking or non-locking casters



7029800



Front View



Back View



Autumn 7329800

Transom



Transom Window 2811



Pendulum 2821



Close Up



Array 2831



Close Up


Window 2811B Bar Stool
Also available:
Pendulum 2821B
Array 2831B

Window 2811C Counter Stool
Also available:
Pendulum 2821C
Array 2831C



Parlor Ladder Back 7121504 | Dining Table | Parlor Dot Back 7121506

*Silver finish is not standard

Kindred

- One-piece construction eliminates need for joints and components
- Contoured seat and back offer exceptional comfort and support
- Molded hardwood frame components with mortise and tenon joint construction ensure superior stability
- Removable cushions allow easy cleaning, repair, replacement



Kindred 7028763



7023763

Deli

- Open back design for ease of cleaning
- Hardwood beech frame components with mortise and tenon construction for superior durability
- State-of-the-art, environmentally-friendly 3-step finish process for a more durable, longer lasting finish surface
- Available in both wood and upholstered seats
- Seat cushions can be easily removed for cleaning, repair or replacement



7021430



7121430

Parlor

- Open back design for ease of cleaning
- State-of-the-art, environmentally-friendly 3-step finish process for a more durable, longer lasting finish surface
- Available in both wood and upholstered seats
- Seat cushions can be easily removed for cleaning, repair or replacement
- 10-year warranty



7021500 Sedona



7121500 Sedona

7021504 Ladder



7021506 Dot



7021502 Wood



Grille

- Open back design for ease of cleaning
- Hardwood beech frame components with mortise and tenon construction for superior durability
- State-of-the-art, environmentally-friendly, 3-step finish process for a more durable, longer lasting finish surface
- Available in both wood and upholstered seats
- Seat cushions can be easily removed for cleaning, repair or replacement
- 10-year warranty



7021420



7121420

Plylok

- Comfortable, durable and a space efficient seating functionality
- Waterfall seat and contoured back offer exceptional ergonomic support
- Offered in a bar stool, counter stool and child size
- Available in 3 chair widths 18", 20", 22.5"
- Available in 3 seat widths 16.75", 18.75", 20.75"
- Available with 20.75" extended seat pad option
- 750 lb. weight capacity
- Arm and armless styles available
- Removable cushions allow easy cleaning, repair or replacement
- 4-leg standard seat stacks 8 high, 4-leg standard seat with arms stacks 7 high
- 25-year warranty, including foam



PlyLok
7028742



7028742
Round Back Style



7028742
Round Back Style



7028742
Round Back Style

Frame Styles



Bar Stool



Counter Stool



Sled



4-legged



Arm



Jr.

Seat Styles



Wood Seat



Uph Seat



2" Wider Seat

Back Styles



Mission
Available in all wood



Round
Available in uph front
and back, uph front
and all wood



Ladder
Available in all wood



Tapered
Available in uph front
and back, uph front
and all wood



Round Top with
Fan Back
Available in uph front
and all wood



6-Slot
Available in all wood



3-Slot
Available in all wood



Round with Handhold
Available in uph front
and all wood



Square
Available in uph front
and back, uph front
and all wood



Tosca
Available in uph
front

Other back styles available at wielandhealthcare.com



7050576 Top
7011026 Base



7050292 Top
1050659 Base

Table Tops

- Tops available in wood veneer, laminate or solid surface
- Multitude of shapes and sizes
- Wood edge styles are offered in four profiles
- Soft molded urethane edges are an attractive and practical solution for tables used in healthcare applications
- Solid surface tops with integral edge offers unmatched infection control due to its inherent nonporous nature
- Bases available with flip top and adjustable options



Table Edges

STANDARD EDGE STYLES



Vinyl Bumper
7050706



Self
7050016


WOOD EDGES




Half Round
7050536



Bullnose
7050576



Framed
7050276



Round
Laminated Hardwood
7050530

SOFT EDGES



Square
7050287



Bullnose
7050288



Reverse Cove
7050285



Spill-Free
7050283

SOLID SURFACE EDGE STYLES



1 1/2" Bullnose
A



3/8" Double Round
B



1/2" as Round Over
C



Top Bevel
D



Double Bevel
E



Spanish
F

Bases METAL



Leveling Base
1050025




Economy Base
1050029



Standard Base
1050659



Domino Base
1050159



Tubular Base
1050669



Adjustable Flip Top Base
1050020

Bases WOOD



Full Pedestal Base
7011022



Half Pedestal Base
7010522

Adjustable height
base allows
wheelchair compatibility.



chapel

Take refuge in a place of tranquil comfort
where hope is restored.

Vantage

Oaklok

Paragon

Unity

Chancel



Vantage



Vantage 7028730



7028731



7028731



7028730

Paragon



2322300



2322300

Chapel Seating Benefits

- Stackable
- Bookracks
- Arm Chairs
- Kneelers

Oaklok



2022200



2322200

Unity



3306120



Back View

Chancel

- Pulpits
- Lecterns
- Altar Rails
- Full array of applied symbols available
- Oak, Cherry or Maple
- For additional product options such as pews, contact customer care



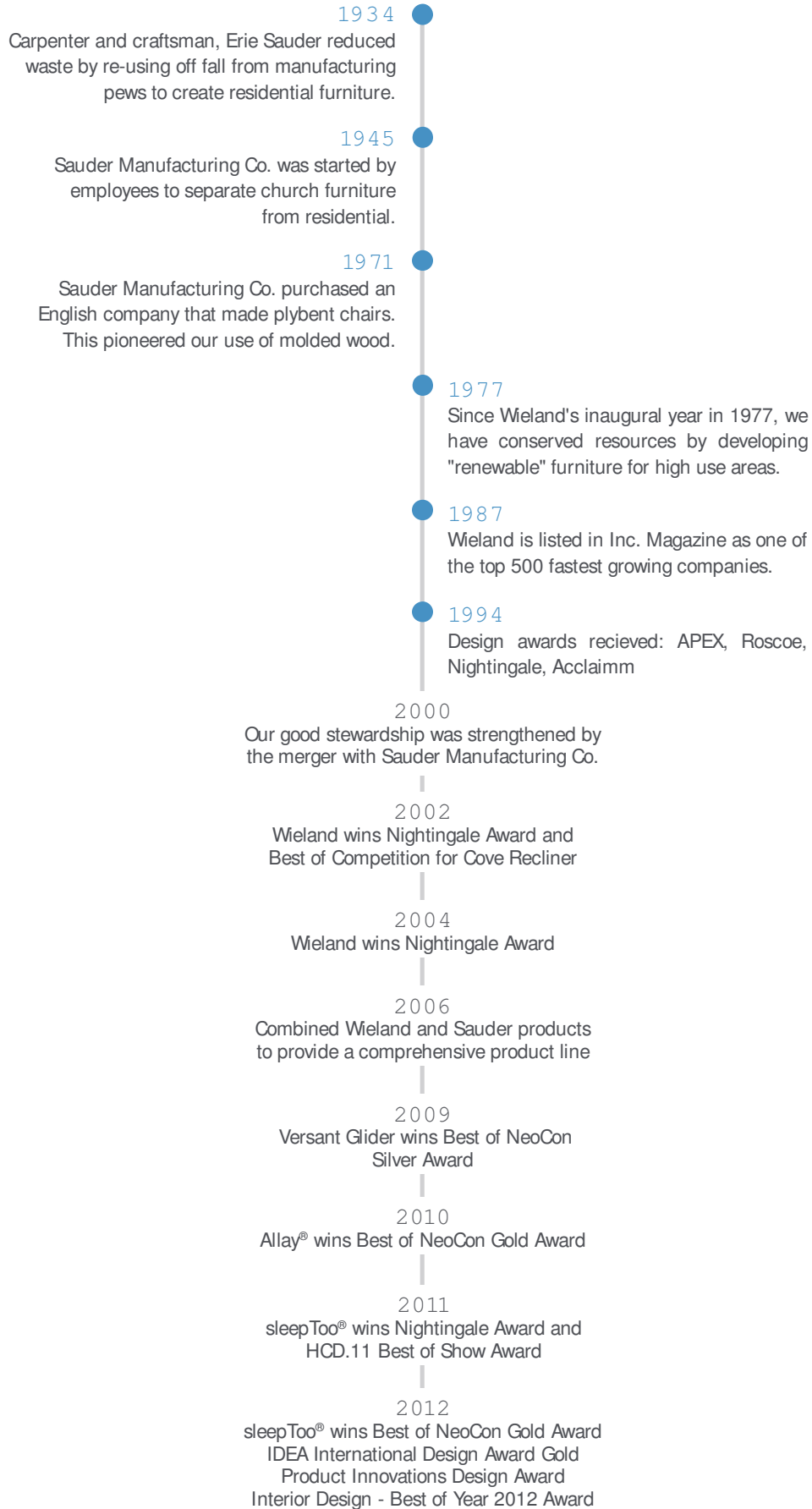
Chancel Pulpit Series VIII



Altar Rail with Kneeler
3090010



Series III Communion Table
4041306



WIELAND

PO Box 1000
Grabill, IN 46741
888.WIELAND
wielandhealthcare.com

©2015 Sauder Manufacturing Co.

HC00241209 2/15



GREENGUARD Certification applies
to specific options, learn more at
greenguard.org