

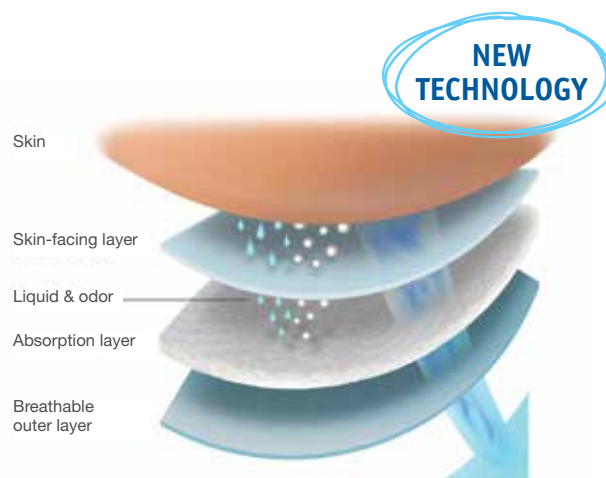
TENA® Stretch™ Ultra Briefs

with ConfioAir™ Breathable Technology

100% Breathable Technology

- **ConfioAir™ Fully Breathable Technology** helps maintain skin's natural moisture balance
- Keeps skin comfortable and DRY with 100% breathable sides AND core to help promote better skin health
- Absorbent core is surrounded by unique outer layer with micro-pores, allowing excess moisture to evaporate

	Light			Medium			Heavy		
TENA									
Stretch™ Ultra Briefs									



TENA® ConfioAir™ fully breathable products allow humidity to evaporate to help maintain skin's natural moisture balance

Product Name	Order #	Hip Size	Color	Case Count	Format
TENA Stretch™ Ultra Brief: M/R	67802	33" - 52"	Lavender	72	2 bags of 36
TENA Stretch™ Ultra Brief: L/XL	67803	41" - 64"	Beige	72	2 bags of 36
TENA Stretch™ Ultra Brief: 2XL	61390	64" - 70"	Gray	64	2 bags of 32



Product Features & Benefits

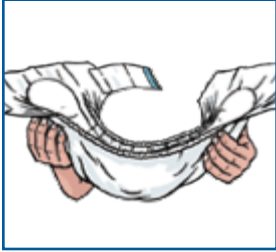
- **InstaDri Skin-Caring System®** – blue target absorption zone quickly wicks away moisture
- **Odor Control Technology** – locks away liquid to help reduce odor
- **Stretch Sides** – provide a comfortable, stay-in-place fit
- **Scannable Barcode** – for inventory management



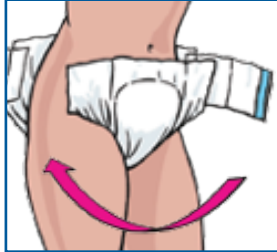
TENA Stretch™ Ultra Briefs
Together we make a difference

TENA Stretch™ Ultra Briefs with ConfioAir™ Breathable Technology fitting guide

Applying TENA Stretch™ Ultra Briefs to an individual standing up



Fully open the brief and fold it lengthways into a bowl shape.



The end of the brief with hook tabs is the back of the brief. With the individual standing, place the brief between the legs from front to back.

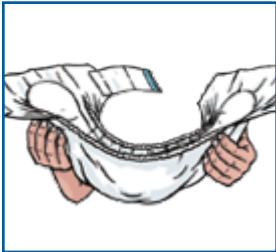


With the individual standing, fit the hook tabs straight across the hips and fasten securely on both sides.

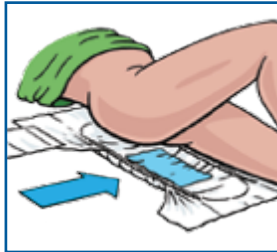


Check for comfort and fit. The brief allows for refastening and adjustment of the hook tabs.

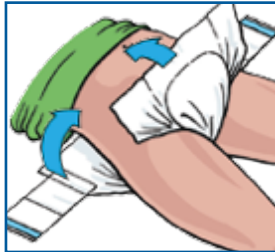
Applying TENA Stretch™ Ultra Briefs to an individual lying down



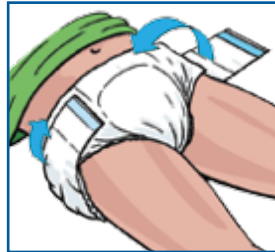
Fully open the brief and fold it lengthways into a bowl shape.



With the individual lying on their side and the brief at the back, position the brief with the hook tabs in line with the hips.



With the individual lying on their back, gently pull the brief between the legs.



Fit the hook tabs straight across the hips and fasten securely.



Check for comfort and fit. The brief allows for refastening and adjustment of the hook tabs.

TENA Stretch™ Ultra Briefs do's and don'ts

- ✓ Measure around the hips for correct size.
- ✓ Assess for correct absorbency.
- ✓ Ensure a close fit is achieved.
- ✗ Never place a pad inside a brief.
- ✗ Never use talc as it reduces absorbency of the product.
- ✗ When creams are prescribed, use sparingly to ensure the product can work effectively without clogging.

People who bought TENA Stretch™ Ultra Briefs also bought...



TENA Stretch™ 3XL Bariatric Brief

Designed to meet the specialized needs of larger/taller individuals for maximum comfort.



TENA® Bathing Glove

Pre-moistened with a 3-in-1 formula of surfactant free emulsions to cleanse, moisturize and soothe skin with just a single wipe.



TENA® Cleansing Cream

3-in-1 formula promotes skin health by gently cleansing, moisturizing and soothing vulnerable skin.

TENA® Hygiene Support



TENA® Advice Line: 1.866.722.6659



www.TENAProfessionals.us

TENA Stretch™
Ultra: M/R



7 68702 67802 5

TENA Stretch™
Ultra: L/XL



7 68702 67803 2

TENA Stretch™
Ultra: 2XL



7 68702 67804 3