

Haven Pods – Team

Design – Allermuir

Team Meeting Pods create informal environments for team meetings where groups of up to ten can meet to talk and share, for the morning briefing, the quick brainstorm or afternoon coffee.



standard & optional features

● Standard feature
❑ Not available

	HAPDTR18	HAPDTW18	HAPDTM18
	Team Resource	Team Work	Team Meeting
Weight	❑	❑	❑
Internal steel frame with multi layered foam construction	●	●	●
Outer vertical panels upholstered in Camira Blazer fabric (two-tone is standard)	●	●	●
Quick release panel connector system	●	●	●
Leveling adjusters	●	●	●
Integral under work surface vertical cable management	❑	●	❑
Integral seat and backrest	❑	❑	●
Center panel able to support monitor	❑	●	❑

Optional features:

Dart accent color (otherwise dart will match interior fabric)	+ \$50	+ \$50	+ \$50
Two-tone upholstery on integrated seat units use the price for the highest grade of the fabric selected)	❑	❑	+ \$50

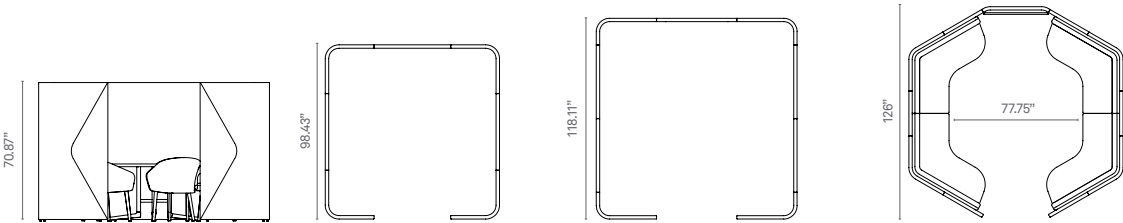
*The integrated seating unit in the Team Meeting Pods are not suitable for Vinyl or Leather upholstery

Accessories

HAPCH Coat Hanger	\$110	
HAPNP Name Plate (Available in Black or White)	\$105	
HAPWBA2 A2 Magnetic Dry Wipe Board with Hanger, 24" x 18" (Hanger available in Black or White)	\$205	
HAPWBA3 A3 Magnetic Dry Wipe Board with Hanger, 18" x 13" (Hanger available in Black or White)	\$190	


* Please see page 79 for Camira Blazer Fabrics

dimensions— OH - Overall Height



Code	Specification	Plan view	Cost \$									
HAPDTR18 • Team Resource	Team workspace, comprising seven upholstered panels.		11730									
HAPDTW18 • Team Work	Team workspace, comprising seven upholstered panels and one upholstered screen mount panel.		14585									
HAPDTM18 • Team Meeting	Team meeting space, comprising eleven upholstered panels and one upholstered screen mount panel. Panel is suitable for a 42" TV. (see below for seating elements)		17702									
Fabric Grade	1	2	3	4	5	6	7	8	9	10	11	C.O.M
HAPDTMU* • Team Meeting bench seat and back elements	4864	5081	5328	5638	5947	6257	6566	7185	8422	9660	10897	4864 12.5 yds
* See Note 4												

All prices listed in US \$



to specify your pod...

1. Check the **Standard Features, Finishes** and dimensions and select the version you require.
2. Choose the **Fabric** combination for the panels and the work surface or table top finish.
3. Select the **Fabric grade** for the fabric specified for the seat and backrest (where applicable). Refer to main price list for fabric options.
4. N.B. Pods comprise multiple elements; screens, work surface and integrated seating (where applicable) each element is individually coded and priced above and must be added together to achieve the configuration as shown.

*HAPDTMU Team Meeting Upholstered Seat must be ordered with Team Meeting model

When ordering please ensure that you send us all this information so we can correctly fulfillllllll your requirements.

Haven Pods – Accessories & Extras

Design – Allermuir

Within open plan office environments it is more common today for employees to share resources such as printers and scanners. Aside from the general ambient noise of an office it is generally accepted that it is these kind of devices whirring into life that provide much of the acoustic and visual distraction of colleagues utilizing them.



standard & optional features

- Standard feature
- ❑ Not available

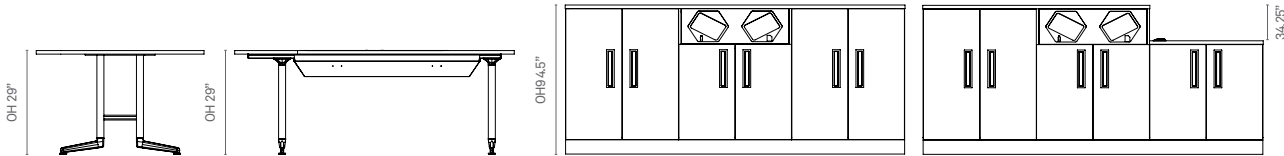
	AL7842TW	AL48RD
	Ad-Lib Media Table	Ad-Lib Round Meeting Table
Weights	❑	❑
1” TFL top	●	●
Black EPPC leg column	●	●
Black EPPC leg base	●	●
Leveling feet	●	●
Integrated cable management with flip access on table top in White EPPC	●	❑
Integrated 4-way monitor control hub with four color coded VGA and audio connections	●	❑
Integrated power outlets for four laptops with connection lead	●	❑
Integrated connections for 5th PC with USB connections for mid	●	❑

* Please see page 87-88 Table Top Finishes

	HAPD7RSC/1	HAPDTRSC/2L	HAPDTRSC/2R
	Team resource recycling storage unit	Team resource recycling storage unit split height	Team resource recycling storage unit split height
Weights	❑	❑	❑
1” TFL top panel	●	●	●
TFL carcass	●	●	●
Integrated shelves	●	●	●
Recycle compartment with integrated bins	●	●	●
Integral locking	●	●	●

* Please see page 87-88 Table Top Finishes

dimensions — OH - Overall Height



Tables

	TFL A	
AL7842TW • Ad-Lib Media Table (Team Work Pod only) • 29”h x 42”d x 78”w	6345	
ALP48RD • Ad-Lib round meeting table (Team Work Pod only) • 29”h x 48”Dia.	1439	

Storage

	TFL A	
HAPDTRSC/1 Team resource Recycling storage unit 94.5”x 25.25” x 42.25” high	3485	
HAPDTRSC/2L Team resource Recycling storage unit split height 94.5”x 25.25” x 42.25” / 34.25” high	4036	
HAPDTRSC/2R Team resource Recycling storage unit split height 94.5”x 25.25” x 42.25” / 34.25” high	4036	

to specify your table...

1. Think through the configuration of the **Table** you require
2. Select the **Codes** of the individual items you need to achieve your configuration
3. Choose **Finishes** where appropriate: ‘top’ finishes / frame color / fabric color

When ordering please ensure that you send us all this information so we can correctly fulfill your requirements.

Mote

Design – Allermuir

Mote has been designed to provide a holistic solution when designing dynamic environments. Created as a complete lounge seating range, no detail is an afterthought, with every inch having been given careful consideration to eliminate dead space.

The Mote family includes sofas, ottomans, screens and accessories, each linking seamlessly to each other to create a combination of rectilinear and curvilinear forms for beautiful yet defined spaces.



standard & optional features

- Standard feature
- ❑ Not available

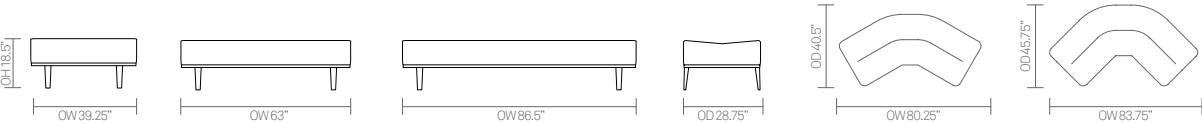
	MTE OT01	MTE OT02	MTE OT03	MTE OT90	MTE OT120
	Single Seat Ottoman	Two Seat Ottoman	Three Seat Ottoman	90° Ottoman	120° Ottoman
Weight	❑	❑	❑	❑	❑
Ottoman - Traditional carcass construction with multi density foam	●	●	●	●	●
Fully upholstered	●	●	●	●	●
Cast aluminum legs finished in Black powder coat *1	●	●	●	●	●
Plastic glides with leveling adjustment	●	●	●	●	●

Optional features:

1. Cast aluminum frame available in Flint Gray, Mineral Sand, Mellow Yellow or Orange Crush	+\$0	+\$0	+\$0	+\$0	+\$0
End arms	❑	+\$330	+\$330	❑	❑
Single arm - mid	❑	+\$165	❑	❑	❑
Double arms - intermediate	❑	❑	+\$330	❑	❑
1 x Front facing, frame integrated power unit - 2 x powered USB and 1 x power outlet	+\$585	+\$585	❑	+\$585	+\$585
2 x Front facing, frame integrated power unit - 2 x powered USB and 1 x power outlet	❑	❑	+\$1170	❑	❑
1 x Rear facing, frame integrated power unit - 2 x powered USB and 1 x power outlet	+\$585	+\$585	❑	❑	❑
2 x Rear facing, frame integrated power unit - 2 x powered USB and 1 x power outlet	❑	❑	+\$1170	+\$1170	+\$1170
Two-tone upholstery (use the price for the highest grade of the fabric selected)	+\$50	+\$50	+\$50	+\$50	+\$50

* Please see pages 74-81 for Textile Finishes & COM Requirements & page 83 for Seating Metal Finishes

dimensions— OH - Overall Height OD - Overall Depth OW - Overall Width



Fabric Grade	C.O.M.		C.O.L.										A	B
	1	2	3	4	5	6	7	8	9	10	11			
MTEOT01 • Single seat ottoman	1364 4.5 yds	1425	1494	1581	1668	1754	1841	2014	2361	2707	3054	-	-	
MTEOT02 • Two seat ottoman	1896 6.25 yds	1974	2063	2174	2286	2397	2508	2731	3177	3622	4068	-	-	
MTEOT03 • Three seat ottoman	2407 8 yds	2505	2618	2759	2900	3041	3183	3465	4029	4593	5158	-	-	
MTEOT90 • 90° angled ottoman	3117 7 yds	3229	3358	3519	3680	3841	4001	4323	4967	5610	6254	-	-	
MTEOT120 • 120° angled ottoman	3195 7.25 yds	3324	3473	3659	3844	4030	4215	4587	5329	6072	6814	-	-	

A, B = Leather

COM = Customers own Material (yds)

COL = Customers own Leather (sq ft.)

Mote is not suitable for upholstery in Leather.

** Please note all fabrics will be railroad stitched due to size of product*

All prices listed in US \$



to specify your soft seating...

1. Check the **Standard Features & Finishes** and select the **Model** you require
2. Select the **Fabric Grade** for the fabric you are using (standard fabrics are listed from page 88) this will give you the basic price per item
3. Select any **Optional Extras or Alternative Finishes** you require and add on any extra costs as shown per chair
4. You now have the total cost and specification for **Your Item**

When ordering please ensure that you send us all this information so we can correctly fulfill your requirements.

Mote

Design – Allermuir

Mote has been designed to provide a holistic solution when designing dynamic environments. Created as a complete lounge seating range, no detail is an afterthought, with every inch having been given careful consideration to eliminate dead space.

The Mote family includes sofas, ottomans, screens and accessories, each linking seamlessly to each other to create a combination of rectilinear and curvilinear forms for beautiful yet defined spaces.



standard & optional features

- Standard feature
- ❑ Not available

	MTESF01	MTESF02	MTESF03	MTESF90	MTESF120
	Single Seat Sofa	Two Seat Sofa	Three Seat Sofa	90° Sofa	120° Sofa
Weight	❑	❑	❑	❑	❑
Sofa - Traditional carcass construction with multi density foam	●	●	●	●	●
Fully upholstered	●	●	●	●	●
Cast aluminum legs finished in Black powder coat *1	●	●	●	●	●
Plastic glides with leveling adjustment	●	●	●	●	●

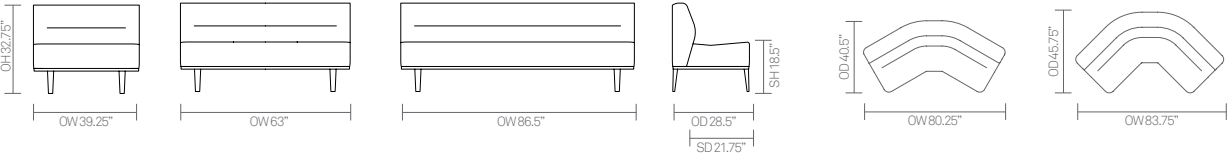
Optional features:

1. Cast aluminum frame available in Flint Gray, Mineral Sand, Mellow Yellow or Orange Crush	+\$0	+\$0	+\$0	+\$0	+\$0
End arms	+\$330	+\$330	+\$330	❑	❑
Single arm - mid	❑	+\$165	❑	❑	❑
Double arms - intermediate	❑	❑	+\$330	❑	❑
1 x Front facing, frame integrated power unit - 2 x powered USB and 1 x power outlet	+\$585	+\$585	❑	+\$585	+\$585
2 x Front facing, frame integrated power unit - 2 x powered USB and 1 x power outlet	❑	❑	+\$1170	❑	❑
1 x Rear facing, frame integrated power unit - 2 x powered USB and 1 x power outlet	+\$585	+\$585	❑	❑	❑
2 x Rear facing, frame integrated power unit - 2 x powered USB and 1 x power outlet	❑	❑	+\$1170	+\$1170	+\$1170
Two-tone upholstery (use the price for the highest grade of the fabric selected)	+\$50	+\$50	+\$50	+\$50	+\$50

* Please see pages 74-81 for Textile Finishes & COM Requirements & page 83 for Seating Metal Finishes

dimensions

OH - Overall Height OD - Overall Depth OW - Overall Width SH - Seat Height SD - Seat Depth



	C.O.M.		C.O.L.									A	B
Fabric Grade	1	2	3	4	5	6	7	8	9	10	11		
MTESF01 • Single seat sofa	1879 5.5 yds	1955	2042	2151	2260	2369	2478	2695	3131	3567	4002	-	-
MTESF02 • Two seat sofa	2581 8.25 yds	2689	2811	2965	3118	3272	3425	3732	4346	4960	5573	-	-
MTESF03 • Three seat sofa	3345 11 yds	3484	3642	3840	4038	4236	4434	4830	5622	6414	7206	-	-
MTESF90 • 90° angled sofa	4740 9.5 yds	4913	5111	5359	5606	5854	6101	6596	7586	8576	9566	-	-
MTESF120 • 120° angled sofa	4867 8.25 yds	5058	5276	5548	5820	6092	6365	6909	7998	9087	10176	-	-

A, B = Leather

All prices listed in US \$

COM = Customers own Material (yds)

COL = Customers own Leather (sq ft.)

*Mote is not suitable for upholstery in Leather.
* Please note all fabrics will be railroad stitched due to size of product*

to specify your soft seating...

1. Check the **Standard Features & Finishes** and select the **Model** you require
2. Select the **Fabric Grade** for the fabric you are using (standard fabrics are listed from page 88) this will give you the basic price per item
3. Select any **Optional Extras or Alternative Finishes** you require and add on any extra costs as shown per chair
4. You now have the total cost and specification for **Your Item**

When ordering please ensure that you send us all this information so we can correctly fulfill your requirements.

Mote

Design – Allermuir

Mote has been designed to provide a holistic solution when designing dynamic environments. Created as a complete lounge seating range, no detail is an afterthought, with every inch having been given careful consideration to eliminate dead space.

The Mote family includes sofas, ottomans, screens and accessories, each linking seamlessly to each other to create a combination of rectilinear and curvilinear forms for beautiful yet defined spaces.



standard & optional features

- Standard feature
- ❑ Not available

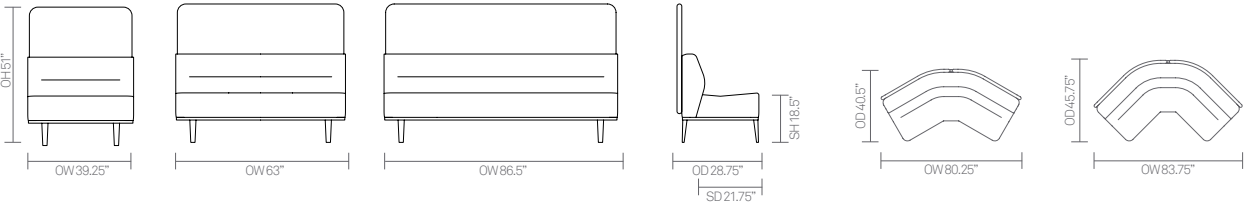
	MTE BSS01	MTE BSS02	MTE BSS03	MTE BSS90	MTE BSS120
	Single Seat Sofa With Rear Screen	Two Seat Sofa With Rear Screen	Three Seat Sofa With Rear Screen	90° Angled Sofa With Rear Screen	120° Rear Screen
Weight	❑	❑	❑	❑	❑
Sofa - Traditional carcass construction with multi density foam	●	●	●	●	●
Rear screens	●	●	●	●	●
Fully upholstered	●	●	●	●	●
Cast aluminum legs finished in Black powder coat *1	●	●	●	●	●
Plastic glides with leveling adjustment	●	●	●	●	●






Optional features:

1. Cast aluminum frame available in Flint Gray, Mineral Sand, Mellow Yellow or Orange Crush	+\$0	+\$0	+\$0	+\$0	+\$0
End arms	+\$330	+\$330	+\$330	❑	❑
Single arm - mid	❑	+\$165	❑	❑	❑
Double arms - intermediate	❑	❑	+\$330	❑	❑
1 x Front facing, frame integrated power unit - 2 x powered USB and 1 x power outlet	+\$585	+\$585	❑	+\$585	+\$585
2 x Front facing, frame integrated power unit - 2 x powered USB and 1 x power outlet	❑	❑	+\$1170	❑	❑
1 x Rear facing, frame integrated power unit - 2 x powered USB and 1 x power outlet	+\$585	+\$585	❑	❑	❑
2 x Rear facing, frame integrated power unit - 2 x powered USB and 1 x power outlet	❑	❑	+\$1170	+\$1170	+\$1170
Two-tone upholstery (use the price for the highest grade of the fabric selected)	+\$50	+\$50	+\$50	+\$50	+\$50

* Please see pages 74- 81 for Textile Finishes & COM Requirements & page 83 for Seating Metal Finishes

dimensions— OH - Overall Height OD - Overall Depth OW - Overall Width SH - Seat Height SD - Seat Depth



	C.O.M.		C.O.L.											
Fabric Grade	1	2	3	4	5	6	7	8	9	10	11	A	B	
MTE BSS01 • Single seat sofa • Rear Screen	2544 8.75 yds	2657	2786	2946	3107	3268	3429	3751	4394	5038	5681	-	-	
MTE BSS02 • Two seat sofa • Rear Screen	3439 13 yds	3604	3792	4027	4262	4497	4732	5203	6143	7084	8024	-	-	
MTE BSS03 • Three seat sofa • Rear Screen	4342 17.75 yds	4559	4806	5115	5425	5734	6044	6662	7900	9137	10375	-	-	
MTE BSS90 • 90° angled sofa • Rear screen	6369 18.25 yds	6646	6963	7359	7755	8151	8547	9339	10923	12507	14091	-	-	
MTE BSS120 • 120° angled sofa • Rear screen	6477 17 yds	6771	7108	7528	7949	8370	8791	9632	11315	12998	14681	-	-	

A, B = Leather

All prices listed in US \$

COM = Customers own Material (yds)

COL = Customers own Leather (sq ft.)

Mote is not suitable for upholstery in Leather.

* Please note all fabrics will be railroad stitched due to size of product

to specify your soft seating...

1. Check the **Standard Features & Finishes** and select the **Model** you require
2. Select the **Fabric Grade** for the fabric you are using (standard fabrics are listed from page 88) this will give you the basic price per item
3. Select any **Optional Extras or Alternative Finishes** you require and add on any extra costs as shown per chair
4. You now have the total cost and specification for **Your Item**

When ordering please ensure that you send us all this information so we can correctly fulfill your requirements.

Mote

Design – Allermuir

Mote has been designed to provide a holistic solution when designing dynamic environments. Created as a complete lounge seating range, no detail is an afterthought, with every inch having been given careful consideration to eliminate dead space.

The Mote family includes sofas, ottomans, screens and accessories, each linking seamlessly to each other to create a combination of rectilinear and curvilinear forms for beautiful yet defined spaces.



standard & optional features

- Standard feature
- ❑ Not available

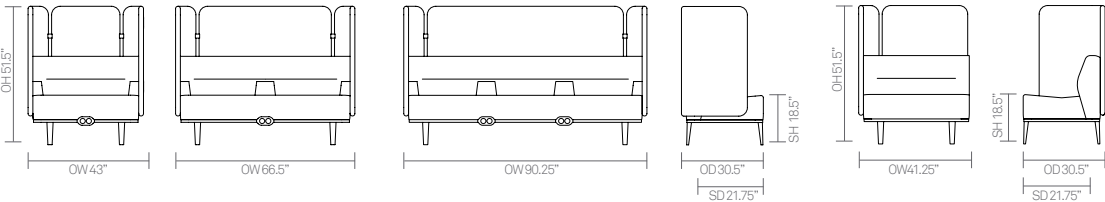
	MTE BSF01	MTE BSF02	MTE BSF03	MTE BCSL01	MTE BCSR01
	Single seat sofa with rear and side screens	Two seat sofa with rear and side screens	Three seat sofa with rear and side screens	Single seat sofa with rear and left hand corner screen	Single seat sofa with rear and right hand corner screen
Weight	❑	❑	❑	❑	❑
Sofa - Traditional carcass construction with multi density foam	●	●	●	●	●
Rear and side screens	●	●	●	❑	❑
Rear and left hand corner screen with arm	❑	❑	❑	●	❑
Rear and right hand corner screen with arm	❑	❑	❑	❑	●
Fully upholstered	●	●	●	●	●
End arms	●	●	●	❑	❑
Cast aluminum legs finished in Black powder coat *1	●	●	●	●	●
Plastic glides with leveling adjustment	●	●	●	●	●

Optional features:

1. Cast aluminum frame available in Flint Gray, Mineral Sand, Mellow Yellow or Orange Crush	+\$0	+\$0	+\$0	+\$0	+\$0
Single arm - mid	❑	+\$165	❑	❑	❑
Double arms - intermediate	❑	❑	+\$330	❑	❑
2 x Bag/Coat hooks finished in satin chrome fitted to the outer left hand screen	❑	❑	❑	+\$125	❑
2 x Bag/Coat hooks finished in satin chrome fitted to the outer right hand screen	❑	❑	❑	❑	+\$125
4 x Bag/Coat hooks finished in satin chrome fitted to left and right hand outer screens	+\$250	+\$250	+\$250	❑	❑
1 x Front facing, frame integrated power unit - 2 x powered USB and 1 x power outlet	+\$585	+\$585	❑	❑	❑
2 x Front facing, frame integrated power unit - 2 x powered USB and 1 x power outlet	❑	❑	+\$1170	❑	❑
1 x Rear facing, frame integrated power unit - 2 x powered USB and 1 x power outlet	+\$585	+\$585	❑	❑	❑
2 x Rear facing, frame integrated power unit - 2 x powered USB and 1 x power outlet	❑	❑	+\$1170	❑	❑
Two-tone upholstery (use the price for the highest grade of the fabric selected)	+\$50	+\$50	+\$50	+\$50	+\$50

* Please see pages 74-81 for Textile Finishes & COM Requirements & page 83 for Seating Metal Finishes

dimensions— OH - Overall Height OD - Overall Depth OW - Overall Width SH - Seat Height SD - Seat Depth



	C.O.M.	C.O.L.										A	B
Fabric Grade	1	2	3	4	5	6	7	8	9	10	11		
MTE BSF01 • Single seat sofa • Rear and side screens	3976 11.75 yds	4138	4322	4552	4782	5012	5242	5703	6624	7544	8465	-	-
MTE BSF02 • Two seat sofa • Rear and side screens	4938 16.25 yds	5151	5395	5699	6004	6308	6613	7221	8439	9657	10875	-	-
MTE BSF03 • Three seat sofa • Rear and side screens	5857 20.75 yds	6126	6433	6816	7200	7584	7967	8735	10269	11804	13338	-	-
MTE BCSL01 • Single seat sofa • Rear and left hand corner screen	3371 10.5 yds	3513	3675	3878	4081	4284	4487	4893	5705	6517	7328	-	-
MTE BCSR01 • Single seat sofa • Rear and right hand corner screen	3371 10.5 yds	3513	3675	3878	4081	4284	4487	4893	5705	6517	7328	-	-

A, B = Leather

COM = Customers own Material (yds)

COL = Customers own Leather (sq ft.)

All prices listed in US \$

Mote is not suitable for upholstery in Leather.
* Please note all fabrics will be railroad stitched due to size of product



to specify your soft seating...

1. Check the **Standard Features & Finishes** and select the **Model** you require
2. Select the **Fabric Grade** for the fabric you are using (standard fabrics are listed from page 88) this will give you the basic price per item
3. Select any **Optional Extras or Alternative Finishes** you require and add on any extra costs as shown per chair
4. You now have the total cost and specification for **Your Item**

When ordering please ensure that you send us all this information so we can correctly fulfill your requirements.

Mote

Design – Allermuir

Mote has been designed to provide a holistic solution when designing dynamic environments. Created as a complete lounge seating range, no detail is an afterthought, with every inch having been given careful consideration to eliminate dead space.

The Mote family includes sofas, ottomans, screens and accessories, each linking seamlessly to each other to create a combination of rectilinear and curvilinear forms for beautiful yet defined spaces.

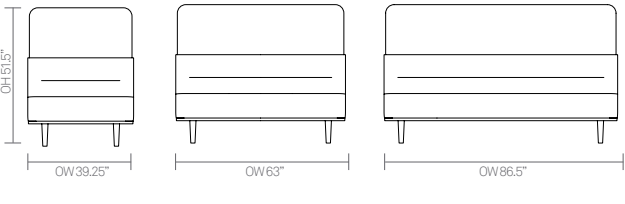


standard & optional features

Standard feature	MTE BSS01T	MTE BSS02T	MTE BSS03T	MTE BSF01T	MTE BSF02T	MTE BSF03T
□ Not available	Single seat sofa with rear screen and work shelf	Two seat sofa with rear screen and work shelf	Three seat sofa with rear screen and work shelf	Single seat sofa with rear and side screens and work shelf	Two seat sofa with rear and side screens and work shelf	Three seat sofa with rear and side screens and work shelf
Weight	□	□	□	□	□	□
Sofa - Traditional carcass construction with multi density foam	●	●	●	●	●	●
1” White TFL rear mounted work shelf with a clear edge profile and scallop cut out* (Edge ref 44) *2	●	●	●	●	●	●
Rear screens	●	●	●	□	□	□
Rear and side screens	□	□	□	●	●	●
Fully upholstered	●	●	●	●	●	●
End arms	□	□	□	●	●	●
Cast aluminum legs finished in Black powder coat *1	●	●	●	●	●	●
Plastic glides with leveling adjustment	●	●	●	●	●	●
Optional features:						
1. Cast aluminum frame available in Flint Gray, Mineral Sand, Mellow Yellow or Orange Crush	+\$0	+\$0	+\$0	+\$0	+\$0	+\$0
2. Rear mounted work shelf available in all standard TFL finishes	+\$0	+\$0	+\$0	+\$0	+\$0	+\$0
2. Work shelf edge profile can be stained	+\$25	+\$25	+\$25	+\$25	+\$25	+\$25
End arms	+\$330	+\$330	+\$330	□	□	□
Single arm - mid	□	+\$165	□	□	+\$165	□
Double arms - intermediate	□	□	+\$330	□	□	+\$330
4 x Bag/Coat hooks finished in satin chrome fitted to left and right hand outer screens	□	□	□	+\$250	+\$250	+\$250
1 x Front facing, frame integrated power unit - 2 x powered USB and 1 x power outlet	+\$585	+\$585	+\$585	+\$585	+\$585	□
2 x Front facing, frame integrated power unit - 2 x powered USB and 1 x power outlet	□	□	+\$1170	□	□	+\$1170
1 x Rear facing, frame integrated power unit - 2 x powered USB and 1 x power outlet	+\$585	+\$585	□	+\$585	+\$585	□
2 x Rear facing, frame integrated power unit - 2 x powered USB and 1 x power outlet	□	□	+\$1170	□	□	+\$1170
Two-tone upholstery (use the price for the highest grade of the fabric selected)	+\$50	+\$50	+\$50	+\$50	+\$50	+\$50

* Please see pages 74-81 for Textile Finishes & COM Requirements, page 83 for Seating Metal Finishes & page 87-88 Table Top Finishes

dimensions— OH - Overall Height OD - Overall Depth OW - Overall Width SH - Seat Height SD - Seat Depth WSH - Work Shelf Height



	C.O.M.		C.O.L.										
Fabric Grade	1	2	3	4	5	6	7	8	9	10	11	A	B
MTE BSS01T • Single seat sofa • Rear screen • Work shelf	3494 8.75 yds	3607	3736	3896	4057	4218	4379	4701	5344	5988	6631	-	-
MTE BSS02T • Two seat sofa • Rear screen • Work shelf	4459 13 yds	4624	4812	5047	5282	5517	5752	6223	7163	8104	9044	-	-
MTE BSS03T • Three seat sofa • Rear screen • Work shelf	5422 17.75 yds	5639	5886	6195	6505	6814	7124	7742	8980	10217	11455	-	-
MTE BSF01T • Single seat sofa • Rear and side screens • Work shelf	4926 11.75 yds	5088	5272	5502	5732	5962	6192	6653	7574	8494	9415	-	-
MTE BSF02T • Two seat sofa • Rear and side screens • Work shelf	5958 16.25 yds	6171	6415	6719	7024	7328	7633	8241	9459	10677	11895	-	-
MTE BSF03T • Three seat sofa • Rear and side screens • Work shelf	6937 20.75 yds	7206	7513	7896	8280	8664	9047	9815	11349	12884	14418	-	-

A, B = Leather All prices listed in US \$

COM = Customers own Material (yds)

COL = Customers own Leather (sq ft.)

Mote is not suitable for upholstery in Leather.
* Please note all fabrics will be railroad stitched due to size of product



Mote

Design – Allermuir

Mote has been designed to provide a holistic solution when designing dynamic environments. Created as a complete lounge seating range, no detail is an afterthought, with every inch having been given careful consideration to eliminate dead space.

The Mote family includes sofas, ottomans, screens and accessories, each linking seamlessly to each other to create a combination of rectilinear and curvilinear forms for beautiful yet defined spaces.



standard & optional features

- Standard feature
- ❑ Not available

	MTE BR90	MTE BR120	MTE MED01	MTE FST	MTE MEDTB01	MTE MEDTB02
	90° Bridging Screen	120° Bridging Screen	Media Panel	Low Stool	Two Seat Table	Four / Six Seat Table
Weight	❑	❑	❑	❑	❑	❑
Fully upholstered	●	●	●	●	❑	❑
Screen attachment brackets in Black *3	●	●	●	❑	❑	❑
1” TFL top with a clear edge profile, available in White TFL *1	❑	❑	❑	❑	●	●
Fully upholstered table support in fabric matching bridging screen	❑	❑	❑	❑	●	●
Table support base plate finished in Black powder coat *3	❑	❑	❑	❑	●	●
Plastic glides *2	❑	❑	❑	●	❑	❑

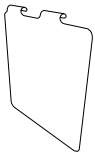
Optional features:

1. Table edge profile can be stained	❑	❑	❑	❑	+\$25	+\$25
2. Plastic glides with felt	❑	❑	❑	+\$20	❑	❑
3. Available in Flint Gray, Mineral Sand, Mellow Yellow or Orange Crush	+\$0	+\$0	+\$0	❑	+\$0	+\$0
Integral vertical cable management - cable exit point below table	❑	❑	+\$95	❑	❑	❑
Integral vertical cable management - cable exit point above table	❑	❑	+\$95	❑	❑	❑
Two-tone upholstery (use the price for the highest grade of the fabric selected)	❑	❑	❑	+\$50	❑	❑

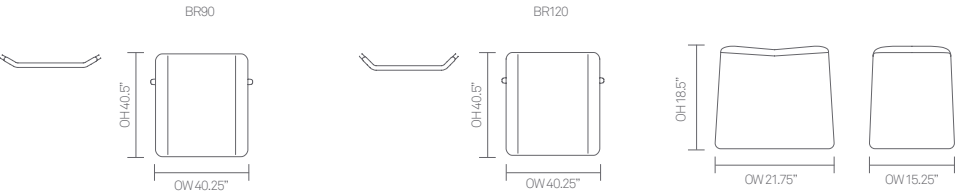
* Please see pages 74-81 for Textile Finishes & COM Requirements & page 87-88 Table Top Finishes

Accessories

MTE-WBF Magnetic dry wipe board - front facing	+\$229
MTE-WBR Magnetic dry wipe board - rear facing	+\$229



dimensions— OH - Overall Height OW - Overall Width



	C.O.M.		C.O.L.									A	B
Fabric Grade	1	2	3	4	5	6	7	8	9	10	11		
MTE BR90 • 90° bridging screen	907 3.5 yds	952	1003	1068	1132	1196	1261	1389	1647	1902	2159	-	-
MTE BR120 • 120° bridging screen	907 3.5 yds	952	1003	1068	1132	1196	1261	1389	1647	1904	2162	-	-
MTE MED01 • Media panel	1065 3.5 yds	1110	1161	1226	1290	1354	1419	1547	1805	2060	2317	-	-
MTE FST • Low stool	640 2.25 yds	659	681	708	735	763	790	844	953	1062	1171	-	-



	Edge		TFL A
MTE- MEDTB01 • Two seat table	44		828
MTE- MEDTB02 • Four / six seat table	44		888



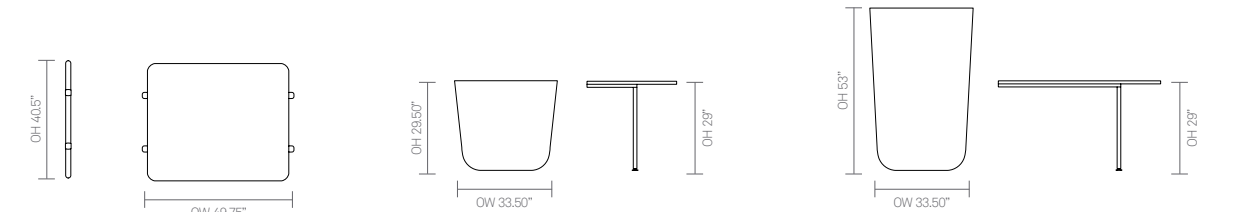
A, B = Leather

All prices listed in US \$

COM = Customers own Material (yds)

COL = Customers own Leather (sq ft.)

Mote is not suitable for upholstery in Leather.
* Please note all fabrics will be railroad stitched due to size of product



Mote - Storage

Design – Allermuir

Mote storage has been designed to complement the full range of Mote seating. Featuring a contemporary silhouette, Mote storage comes in three heights that share a common design language, ideal for meeting rooms and collaborative environments.

Low Storage is ideal for positioning beneath a large screen; Mid Storage and High Storage solutions are a beautiful accompaniment to any meeting room and all can effortlessly house a number of multimedia devices.



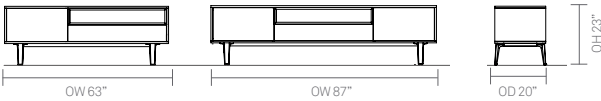
standard & optional features

- Standard feature
- Not available

	MSL63 DRDWC 63” Low Storage	MSL87 2DRDWC 87” Low Storage
Weight	□	□
TFL Carcass/Drawers/Doors *2	●	●
Mitered TFL insert *3	●	●
Push to open/soft close single drawer	●	●
Push to open door(s)	●	●
Cast aluminum frame finished in Black powder coat *1	●	●
Plastic glides with leveling adjustment	●	●
Optional features:		
1. Cast aluminum frame available in Flint Gray, Mineral Sand, Mellow Yellow or Orange Crush	+\$0	+\$0
2. Contrast color TFL door and drawer fronts	+\$0	+\$0
3. Contrast color TFL insert	+\$0	+\$0
Port hole cable management	+\$94	+\$94

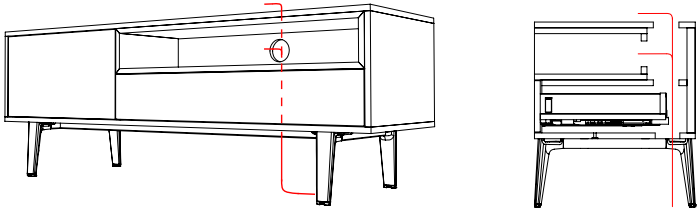
* Please see page 89 for Storage Surface Finishes & Storage Metal Finishes

dimensions— OH - Overall Height OD - Overall Depth OW - Overall Width



Low Storage		TFL A
Description		
MSL63 DRDWC • Low Storage	63” wide x 23” high x 20” deep 1 x Mitered insert 1 x Single drawer 1 x Door	2756
MSL87 2DRDWC • Low Storage	87” wide x 23” high x 20” deep 1 x Mitered insert 1 x Single drawer 2 x Doors	3287

All prices listed in USD \$



Optional port hole cable management

to specify your storage...

1. Check the **Standard Features & Finishes** and select the **Model** you require
2. Select any **Optional Extras or Alternative Finishes** you require and add on any extra costs as shown per product
3. You now have the total cost and specification for **Your Storage**

When ordering please ensure that you send us all this information so we can correctly fulfill your requirements.

Mote - Storage

Design – Allermuir

Mote storage has been designed to complement the full range of Mote seating. Featuring a contemporary silhouette, Mote storage comes in three heights that share a common design language, ideal for meeting rooms and collaborative environments.

Low Storage is ideal for positioning beneath a large screen; Mid Storage and High Storage solutions are a beautiful accompaniment to any meeting room and all can effortlessly house a number of multimedia devices.



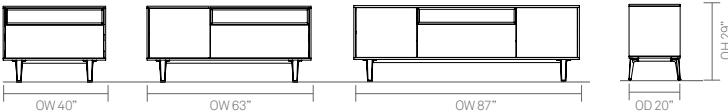
standard & optional features

	MSS40 2DWC	MSS40 DWC	MSS40 FC	MSS63 DR2DWC	MSS63 DRDWC	MSS63 DRFC	MSS87 2DR2DWC	MSS87 2DRDWC	MSS87 2DRFC
	40” Mid Storage	40” Mid Storage	40” Mid Storage	63” Mid Storage	63” Mid Storage	63” Mid Storage	87” Mid Storage	87” Mid Storage	87” Mid Storage
Weight	❑	❑	❑	❑	❑	❑	❑	❑	❑
TFL Carcass/Drawers/Doors *2	●	●	●	●	●	●	●	●	●
Mitered TFL insert *3	●	●	●	●	●	●	●	●	●
Push to open/soft close single drawers	●	❑	❑	●	❑	❑	●	❑	❑
Push to open/soft close filing drawers	❑	●	❑	❑	●	❑	❑	●	❑
Push to open drop down	❑	❑	●	❑	❑	●	❑	❑	●
Push to open door(s)	❑	❑	❑	●	●	●	●	●	●
Cast aluminum frame finished in Black powder coat *1	●	●	●	●	●	●	●	●	●
Plastic glides with leveling adjustment	●	●	●	●	●	●	●	●	●

Optional features:									
1. Cast aluminum frame available in Flint Gray, Mineral Sand, Mellow Yellow or Orange Crush	+\$0	+\$0	+\$0	+\$0	+\$0	+\$0	+\$0	+\$0	+\$0
2. Contrast color TFL door and drawer fronts	+\$0	+\$0	+\$0	+\$0	+\$0	+\$0	+\$0	+\$0	+\$0
3. Contrast color TFL insert	+\$0	+\$0	+\$0	+\$0	+\$0	+\$0	+\$0	+\$0	+\$0
Port hole cable management	+\$94	+\$94	+\$137	+\$94	+\$94	+\$137	+\$94	+\$94	+\$137

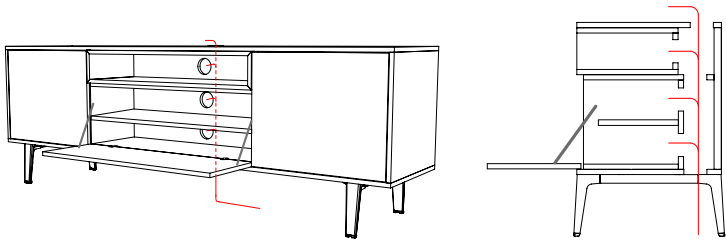
* Please see page 89 for Storage Surface Finishes & Storage Metal Finishes

dimensions— OH - Overall Height OD - Overall Depth OW - Overall Width



Mid Storage	Description	TFL A	
MSS40 2DWC • Mid Storage	40” wide x 29” high x 20” deep 1 x Mitered insert 2 x Single drawers	2980	
MSS40 DWC • Mid Storage	40” wide x 29” high x 20” deep 1 x Mitered insert 1 x Filing drawer	2696	
MSS40 FC • Mid Storage	40” wide x 29” high x 20” deep 1 x Mitered insert 1 x Drop down	2570	
MSS63 DR2DWC • Mid Storage	63” wide x 29” high x 20” deep 1 x Mitered insert 2 x Single drawers 1 x Door	3322	
MSS63 DRDWC • Mid Storage	63” wide x 29” high x 20” deep 1 x Mitered insert 1 x Filing drawer 1 x Door	3075	
MSS63 DRFC • Mid Storage	63” wide x 29” high x 20” deep 1 x Mitered insert 1 x Drop down 1 x Door	2711	
MSS87 2DR2DWC • Mid Storage	87” wide x 29” high x 20” deep 1 x Mitered insert 2 x Single drawers 2 x Doors	3997	
MSS87 2DRDWC • Mid Storage	87” wide x 29” high x 20” deep 1 x Mitered insert 1 x Filing drawer 2 x Doors	3748	
MSS87 2DRFC • Mid Storage	87” wide x 29” high x 20” deep 1 x Mitered insert 1 x Drop down 2 x Doors	3489	

All prices listed in USD \$



Optional port hole cable management

to specify your storage...

1. Check the **Standard Features & Finishes** and select the **Model** you require
2. Select any **Optional Extras or Alternative Finishes** you require and add on any extra costs as shown per product
3. You now have the total cost and specification for **Your Storage**

When ordering please ensure that you send us all this information so we can correctly fulfill your requirements.

Mote - Storage

Design – Allermuir

Mote storage has been designed to complement the full range of Mote seating. Featuring a contemporary silhouette, Mote storage comes in three heights that share a common design language, ideal for meeting rooms and collaborative environments.

Low Storage is ideal for positioning beneath a large screen; Mid Storage and High Storage solutions are a beautiful accompaniment to any meeting room and all can effortlessly house a number of multimedia devices.



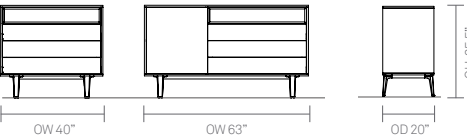
standard & optional features

	MSH40 3DWC	MSH40 2DWC	MSH40 FDWC	MSH63 DR3DWC	MSH63 DR2DWC	MSH63 DRFDWC	MSH63 DR3DWCD	MSH63 DR2DWCD	MSH63 DRFDWCD
	40” High Storage	40” High Storage	40” High Storage	63” High Storage	63” High Storage	63” High Storage	63” High Storage	63” High Storage	63” High Storage
Weight	☐	☐	☐	☐	☐	☐	☐	☐	☐
TFL Carcass/Drawers/Doors *2	●	●	●	●	●	●	●	●	●
Mitered TFL insert *3	●	●	●	●	●	●	●	●	●
Push to open/soft close single drawers	●	●	●	●	●	●	●	●	●
Push to open/soft close filing drawers	☐	●	☐	☐	●	☐	☐	●	☐
Push to open drop down	☐	☐	●	☐	☐	●	☐	☐	●
Push to open door(s)	☐	☐	☐	●	●	●	●	●	●
Cast aluminum frame finished in Black powder coat *1	●	●	●	●	●	●	●	●	●
Plastic glides with leveling adjustment	●	●	●	●	●	●	●	●	●
Fridge and wine rack (US Plug)	☐	☐	☐	☐	☐	☐	●	●	●

Optional features:									
1. Cast aluminum frame available in Flint Gray, Mineral Sand, Mellow Yellow or Orange Crush	+\$0	+\$0	+\$0	+\$0	+\$0	+\$0	+\$0	+\$0	+\$0
2. Contrast color TFL door and drawer fronts	+\$0	+\$0	+\$0	+\$0	+\$0	+\$0	+\$0	+\$0	+\$0
3. Contrast color TFL insert	+\$0	+\$0	+\$0	+\$0	+\$0	+\$0	+\$0	+\$0	+\$0
Port hole cable management	+\$94	+\$94	+\$137	+\$94	+\$94	+\$137	+\$94	+\$94	+\$137

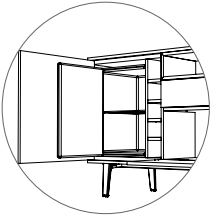
* Please see page 89 for Storage Surface Finishes & Storage Metal Finishes

dimensions— OH - Overall Height OD - Overall Depth OW - Overall Width

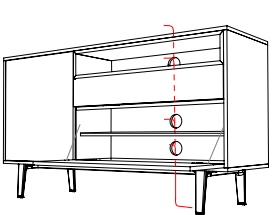


High Storage	Description	TFL A
MSH40 3DWC •High Storage	40” wide x 35.5” high x 20” deep 1 x Mitered insert 3 x Single drawers	3466
MSH40 2DWC •High Storage	40” wide x 35.5” high x 20” deep 1 x Mitered insert 1 x Single drawer 1 x Filing drawer	3245
MSH40 FDWC •High Storage	40” wide x 35.5” high x 20” deep 1 x Mitered insert 1 x Single drawer 1 x Drop down	2720
MSH63 DR3DWC •High Storage	63” wide x 35.5” high x 20” deep 1 x Mitered insert 3 x Single drawers 1 x Door	3856
MSH63 DR2DWC •High Storage	63” wide x 35.5” high x 20” deep 1 x Mitered insert 1 x Single drawer 1 x Filing drawer 1 x Door	3606
MSH63 DRFDWC •High Storage	63” wide x 35.5” high x 20” deep 1 x Mitered insert 1 x Single drawer 1 x Drop down 1 x Door	3453
MSH63 DR3DWCD •High Storage	63” wide x 35.5” high x 20” deep 1 x Mitered insert 3 x Single drawers 1 x Door complete with fridge and wine rack (US Plug)	5769
MSH63 DR2DWCD •High Storage	63” wide x 35.5” high x 20” deep 1 x Mitered insert 1 x Single drawer 1 x Filing drawer 1 x Door complete with fridge and wine rack (US Plug)	5510
MSH63 DRFDWCD •High Storage	63” wide x 35.5” high x 20” deep 1 x Mitered insert 1 x Single drawer 1 x Drop down 1 x Door complete with fridge and wine rack (US Plug)	5319

All prices listed in USD \$



Fridge and wine rack



Optional port hole cable management

to specify your storage...

1. Check the **Standard Features & Finishes** and select the **Model** you require
2. Select any **Optional Extras or Alternative Finishes** you require and add on any extra costs as shown per product
3. You now have the total cost and specification for **Your Storage**

When ordering please ensure that you send us all this information so we can correctly fulfill your requirements.

Pause

Design – Allermuir

Pause is a contemporary modular seating system which works as individual pieces or in modular layouts to create waiting, working or relaxing environments. The range’s versatility lends itself to a host of applications across corporate or hospitality environments.



standard & optional features

- Standard feature
- Not available

	PSM100	PSM101LH	PSM101RH	PSM102	PSM103LH	PSM103RH
	Single Seat	Single Seat, 3/4 Back (Left Hand)	Single Seat, 3/4 Back (Right Hand)	Single Seat, Full Back	Single Seat, Corner Back (Left Hand)	Single Seat, Corner Back (Right Hand)
Weight	42lbs	48lbs	48lbs	50lbs	53lbs	53lbs
Traditional carcass seat construction	●	●	●	●	●	●
Molded foam back construction	□	●	●	●	●	●
Tubular steel frame finished in Silver M04 powder coat *1	●	●	●	●	●	●
Plastic glides with leveling adjustment	●	●	●	●	●	●

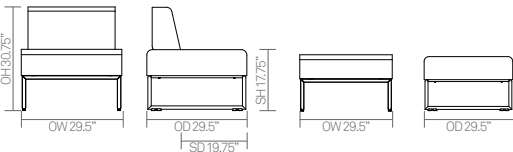
Optional features:

1. Tubular steel frame available in Polished Chrome	+ \$45	+ \$45	+ \$45	+ \$45	+ \$45	+ \$45
Seat to seat linking	+ \$40	+ \$40	+ \$40	+ \$40	+ \$40	+ \$40
Two-tone upholstery (use the price of the highest grade of the fabrics selected)	+ \$50	+ \$50	+ \$50	+ \$50	+ \$50	+ \$50

Available in a limited range of coated fabrics, please contact the Internal Sales Support Department for more details.

* Please see pages 74–81 for Textile Finishes & COM Requirements & page 83 for Seating Metal Finishes

dimensions— OH - Overall Height OD - Overall Depth OW - Overall Width SH - Seat Height SW - Seat Width SD - Seat Depth



	C.O.M.		C.O.L.										A	B	
Fabric Grade	1	2	3	4	5	6	7	8	9	10	11				
PSM100 • Single seat	993	1018	1047	1083	1119	1155	1191	1263	1407	1551	1695	-	-		
	2 yds														
PSM101LH • Single seat 3/4 back (left hand)	1241	1283	1331	1391	1451	1511	1571	1691	1931	2171	2411	-	-		
	3.5 yds														
PSM101RH • Single seat 3/4 back (right hand)	1241	1283	1331	1391	1451	1511	1571	1691	1931	2171	2411	-	-		
	3.5 yds														
PSM102 • Single seat full back	1242	1286	1335	1395	1454	1514	1574	1695	1934	2175	2414	-	-		
	3.5 yds														
PSM103LH • Single seat corner back (left hand)	1345	1396	1454	1526	1597	1670	1742	1886	2174	2462	2750	-	-		
	3.75 yds														
PSM103RH • Single seat corner back (right hand)	1345	1396	1454	1526	1597	1670	1742	1886	2174	2462	2750	-	-		
	3.75 yds														

A, B = Leather

All prices listed in US\$

COM = Customers own Material (yds)

COL = Customers own Leather (sq ft.)

to specify your soft seating...

1. Check the **Standard Features & Finishes** and select the **Model** you require
2. Select the **Fabric Grade** for the fabric you are using (standard fabrics are listed from page 88) this will give you the basic price per item
3. Select any **Optional Extras or Alternative Finishes** you require and add on any extra costs as shown per chair
4. You now have the total cost and specification for **Your Item**

When ordering please ensure that you send us all this information so we can correctly fulfill your requirements.