

2017 Maxon Pricebook

Service You Can Depend On.

Value Without Compromise.

Maxon offers solution driven products designed to be versatile and cost-effective with the flexibility to change your work environment as your needs change. With a wide range of price points, features, and benefits that make sense, our quality products are manufactured with efficiency to assure that you are getting the right product at the right price.

Field Support.

Our extensive network of representatives are your partners in selling Maxon products. They will keep you informed about new products and programs, conduct training for new salespeople, offer space planning services and assist you with generating leads.

Space Planning.

All Maxon products are fully supported by industry design programs for easy specification by dealers, representatives, and our in-the-field Sales Solutions Representatives.

Freight Program.

Maxon pays freight for orders that exceed \$8,000 list value on the Maxon Dealer Program, which applies to freight destinations within the 48 contiguous states. For shipments outside the 48 contiguous states, The Company pays freight to the freight forwarder or to the point of embarkation. Please refer to the Maxon Terms and Conditions for complete freight program details.

Products You Can Trust.

EMERGE™ | Frame and Tile Panel System

EMERGE frame and tile solution offers extreme flexibility, whether you work collaboratively or need individual focus, EMERGE supports your work environment needs. With its refined design details, you can keep it basic or dress it up. The lower panels and frameless glass provide an open, naturally lit workspace that inspires. EMERGE is built to last with steel panels that stand up to years of use and numerous reconfigurations. It can also be paired with other Maxon products to create beautiful, functional spaces that look as good as they work.

PREFIX® | Monolithic Panel System

Office furniture should be easy and affordable without compromising quality. Enhanced for 2016, PREFIX delivers on the goal that every budget deserves durable, flexible furniture. Two-inch thick raceway panels are available in tackable and non-tackable fabric with frameless glass, glass inserts or glass or fabric stackers. Variable height panels allow for almost any configuration from a private office to a benching application. Mix PREFIX panels with our SURPASS worksurfaces for even more flexibility in your office.

SURPASS® | Desking System

SURPASS is a freestanding desking system designed to embrace the open office and add creativity to your benching needs. Easy to order and easy to use, SURPASS offers the most requested worksurface shapes and sizes. Choose your worksurface along with finishes and then choose the appropriate support. All the support that SURPASS worksurfaces need, such as panel legs, modesty panels and hardware, are all sold separately. Add accessories like hutches, screens, stand-alone storage and tool rails and you're done. SURPASS is also designed for value, giving you a great looking office without breaking the budget.

Ordering Checklist

Use the following checklist to process your next order through Maxon more quickly and efficiently. Please copy this form for future use.

- ☐ Maxon Account Number
- ☐ Maxon Model Number
- ☐ Fabric Code
- ☐ Laminate Code / Edge Color
- ☐ Paint Color
- ☐ Purchase Order Number and Price
- ☐ List and Net Price
- ☐ Complete Ship-To Address
- ☐ Clearly state Special Instructions
(i.e. Expedite Production Request, Carrier, Advance Delivery Notification, Side Marks)
- ☐ **Maxon Bid Number must accompany purchase orders to receive negotiated discount**
(If Applicable)
- ☐ Special Component Requests (ex. SPLM/COMF/COML Number)
(If Applicable)
- ☐ Submit your orders on Maxon Edge (click on the e-Ordering Icon, featured on the homepage)
- ☐ Send any questions to orderservices@maxonmail.com
- ☐ **Review the email or faxed acknowledgement within 24 hours**
- ☐ Advise Maxon of any error immediately

Prices are subject to change without notice. All orders are subject to the prices in effect at the time of order acknowledgement. If applicable, freight is added at time of order entry. Orders acknowledged prior to effective date of price adjustment are billed at the acknowledged price if shipped within normal leadtimes. If late shipment occurs due to customer request to delay or an extended leadtime is requested, the order may be re-priced.

Maxon® Limited Lifetime Warranty

Why the Maxon Limited Lifetime Warranty?

Maxon Furniture Inc. is dedicated to providing products and services that make doing business with us easy. We also strive to put our customers in a position to win with the performance products we produce, most of which are manufactured right here in the United States of America. We use manufacturing materials, recycling habits, lean processes and indoor air quality methodologies that reaffirm our say-do commitment to your environment. We are proud to say many of Maxon's product lines (EMERGE, PREFIX, SURPASS & INCLUDE) are SCS Indoor Advantage Gold certified as well as Level certified by BIFMA's Sustainability Program.

Best of all, Maxon Furniture Inc. fully stands behind our products and have a vested interest in your success. The Maxon Limited Lifetime Warranty is our assurance to you that the Maxon Furniture Inc. panel systems, frame and tile systems, worksurfaces, desks, seating, tables, and storage you purchase will be free from defective material or workmanship for as long as you, the original purchaser, own it. In the unlikely occurrence any Maxon Furniture Inc. product covered by the Maxon Limited Lifetime Warranty shall fail, we will repair or replace any Maxon product or component that fails under normal commercial office use, free of charge. This warranty contains your sole and exclusive remedy for any warranty claim and is subject to the limitations, exclusions and other provisions set forth below.

What is covered by the Maxon Limited Lifetime Warranty?

All Maxon Furniture Inc. product lines, materials, and components are covered by the Maxon Limited Lifetime Warranty except for the items described below. The specific product lines listed below are covered under Maxon's 12-Year Limited Warranty and 5-Year Limited Warranties from the date of purchase.

Maxon 12-Year Limited Warranty

- Electrical components (lamps and ballasts are not covered).
- Non-Northport series seating controls.
- Accessories.
- Laminate surfaces.

Maxon 5-Year Limited Warranty

- Northport seating.
- Panel and seating textiles.

What is Not Covered?

This warranty does not apply to:

- Normal wear-and-tear, which is to be expected over the course of ownership.
- Damage caused by carrier in-transit, which will be handled under separate terms.
- Modifications or attachments to the product that are not approved by Maxon Furniture Inc.
- Products not installed, used, or maintained in accordance with product instructions and warnings.
- Products used for personal or household use or for rental purposes.
- Customer's Own Material (COM) selected by and used at the request of the owner.

Seating Usage

Normal commercial office usage for seating is defined as the equivalent of a single shift, 40-hour workweek. To the extent that a seating product is used in a manner exceeding this, the applicable warranty period will be reduced in a pro-rata manner.

To Obtain Service Under This Warranty

Your Maxon Dealer is our partner in supporting your warranty requests. Follow the procedures outlined below for the best level of service:

Contact your Dealer from whom the product was purchased within 30 days of discovery of the defect. Be prepared to affirm you are the original purchaser of the product and to provide the serial numbers (s) from the product in question.

Your Dealer will gather all pertinent information regarding the claim, inspect the product and contact Maxon Furniture Inc. Customer Support representative. (Please allow a reasonable amount of time for inspection and review.)

If Maxon Furniture Inc. affirms that the product in question is eligible under the conditions of the warranty as stated above, the Customer Support representative or other representative of Maxon Furniture Inc. will determine whether to provide replacement parts, authorize repairs, or replace the product.



Reference

Introduction	1
Ordering Checklist	2
Maxon Limited Lifetime Warranty	3
Table of Contents	4-5
Fabrics and Finishes	6-11
Special Ordering & COM	12-16
How to Specify	18-19

EMERGE

Specification Information	21-37
Frames	38-39
Brackets and Supports	40
Door Panels	41
Tiles	42-49
Connection Posts	50-51
Electrical	54-62
Overhead Storage	63-67
Accessories	68-71

PREFIX

Specification Information	73-85
Panels	86-90
Doors	92-93
Panel Connectors	94-99
Electrical	100-107
Overhead Storage	108-113
Accessories	114-117

WORKSURFACES

Specification Information	119-125
Worksurfaces	
Rectangular	126-129
Transitional	130-131
Arc	132
Corner Worksurfaces	133-136
L>Returns	137-140
Peninsulas	141-146
Extensions & Connecting Tops	147-149
120 Corner	150
Countertops	151-154
Worksurface Support Kits	156-163
Wall Track & Countertop Support	164-165

SURPASS

Specification Information	167-177
Rectangular Worksurfaces	178-179
Bowfront Worksurfaces	180
Executive Worksurfaces	181
Corner Worksurfaces	182-183
Peninsula Worksurfaces	184-189
L-Return Worksurfaces	190-191
Left Linear J Worksurface	192
End Panel Legs	194
Worksurface Support Legs	195
Legs	196
Peninsula Modesty Panels and Leg	197
Brackets	198-199
Modesty Panels	200-201
Hutches and Accessories	202-203
Desktop Mounted Screens	204-205
Accessories	206-207
Electrical	208-211

PREPARE

Specification Information	213-216
Table Tops	218-223
Bases	224
Accessories	225-227

STORAGE

Specification Information	229
Pedestal Files	230-232
Personal Storage Center	233
Lateral Files	234-235
INCLUDE	236-239
Lateral Tops	240
Overfile Cabinets	240
Bookcases	241
Personal Storage Tower	242
End Tower with Bookcase	243
Storage Cabinets	244-246
Storage Accessories	247-249

ACCESSORIES

Specification Information	251
Monitor Arms	252
Keyboard Trays, Computer Storage,	253-254
Footrest	254
Lighting	255-257
Accessory Rails & Components	258-262
Touch-Up Paints	263

SEATING

Specification Information and Seating	265
---	-----

INDEX

Index	267-274
-------------	---------

Fabric and Finishes

Maxon's Fabric and Finish program provides you options for coordinated finishes easily and creating a custom palette reflecting your own vision. You can choose your finishes considering different price grades and aesthetic options.


Create Your Own Vision

Our finish program allows you to select your finishes in the following categories:

- Panel Fabrics
 - Maxon Core Fabrics (Grades A & B)
 - COM Fabrics
- Paint Finishes
 - Maxon Core Paints
 - Maxon Premium Paints
- High-Pressure Laminate Finishes (for worksurfaces & vertical surface options)
 - Maxon Core(C) and Wilsonart The Standards
 - Edgeband (E) in Solid and Woodgrain as well as T-Mold (T) edge options to match Maxon Core Paint offerings
- Glass Finishes
 - Clear and Frosted Glass
- Upholstery Fabrics

Some fabrics are directional due to their weave. **All Maxon fabrics are now railroad.**

Please see the following pages for details on applications and pricing structure of applicable finish grades.



Core and Premium Paint Finish Options

Paint Finish Options

Maxon Furniture Inc. offers durable paint finish options to meet your pricing, timeline and design needs. Core paint finish options include Black, Flint, Loft, Griage, Brownstone, and Muslin. Premium paint finish options include Gunmetal, Champagne, Platinum and White on the Maxon standard leadtime program. Please reference the premium paint finish upcharge chart for details per product category.

Premium Paint Finish Upcharges

Premium paint upcharges apply on a per model basis in list dollars.

- PREFIX and EMERGE Panels, Frames and Doors \$51
- PREFIX and EMERGE Panel Connectors and Power Poles \$26
- EMERGE Glass, Steel and Laminate tiles \$51
- Overhead Cabinets, Overhead Shelves, SURPASS Hutches and Tackboards \$64
- SURPASS Support and SURPASS Screens \$79
- PREPARE Support \$79
- Pedestal Files \$58
- Lateral Files, Bookshelves, Overfiles, Personal Storage Centers, INCLUDE, and Storage Cabinets \$158
- SURPASS End Panels and Storage Accessories. \$32
- Worksurface Support Kits, Cantilevered Worksurface Brackets, Countertop Brackets, Wall Strips, and Spanner Rails \$26
- Return Worksurface Bracket and Shelf Divider \$7
- Accessories (Accessory Rails and Paper Management). \$20
- Tackboards and Whiteboards. \$26
- All O-Leg Supports \$26

	Paint Finish	Code
Core Paint Finishes	Black	MPBL
	Flint	MP02
	Loft	MP7B
	Griage	MPT5
	Brownstone	MP7D
	Muslin	MPT3
Premium Paint Finishes	Gunmetal	MPR3
	Champagne	MPR5
	Platinum	MPPL
	White	MPWT
	Silver*	MPR6

- Premium Paint is available on standard lead time.
- Premium Paint finishes are subject to an upcharge calculated on the above schedule.

* Only available on Height Adjustable Table Bases.

Glass Options

Maxon Furniture Inc. offers clear glass and frosted glass options for the EMERGE, PREFIX and SURPASS panel systems to meet your pricing, privacy and aesthetic needs. Clear glass option is included in the base price. Frosted glass is available with an upcharge to the list price.

Glass Option	Finish	Code
Clear Glass	Clear	C
Frosted Glass*	Frosted	FT

*Refer to Product Sections for frosted glass upcharge pricing

Grade A Fabric Options

Maxon Furniture Inc. offers a selection of quality fabrics in Grade A options.

REFERENCE

EMERGE

PREFIX

WORKSURFACES

SURPASS

PREPARE

STORAGE

ACCESSORIES

SEATING

INDEX

Grade A		
Family	Color	Railroad Code
Appoint	Artichoke	APN11
	Chai	APN12
	Copper	APN18
	Dark Pewter	APN17
	Dune	APN15
	Hummus	APN14
	Morel	APN09
	Nimbus	APN16
	Turmeric	APN10
	Walnut	APN13
	Frost	APN34•
Appoint (Color)	Espresso	APN23
	Carbon	APN28
	Lawn	APN25
	Turquoise	APN26
	Jet	APN27
	Mandarin	APN29
	Cherry	APN30
	Framboise	APN31
	Blackberry	APN32
Element	Indigo	GN67
	Flint	GN65
	Latte	GN73
	Millet	GN72
	Parchment	GN53
	Veil	GN13
	Warm Beige	GN55
Sarto	Wheat	SRT13
	Oyster	SRT18
	Meadow	SRT25 D
	Sisal	SRT29 D
	Earth	SRT37 D
	Mist	SRT45
	Lemongrass	SRT49
	Shale	SRT52
	Reef	SRT64
	Mushroom	SRT76
	Ash	SRT88
	Sesame	SRT93 D
	Desert	SRT33 D
	Fog	SRT14•

Grade A Continued		
Family	Color	Railroad Code
Reflections	Loggia	REF21
	Pewter	REF22
	Moonstone	REF23
	Stainless	REF24
	Vanilla	REF25
	Bamboo	REF26 D
	Winter	REF27
	Mistral	REF28
	Ice	REF20•
	Galvanized	REF29•
Refuge	Dune	RFG92
	Frost	RFG93
	Tidal	RFG94
	Sandbar	RFG95 D
	Artesian	RFG96
	Hemp	RFG97 D
	Mineral	RFG98
	Eclipse	RFG90•
	Glacier	RFG91•
Lucy	Mist	LC20
	Dusk	LC22
	Neutra	LC24
	Snowdrop	LC28
	Thyme	LC29
	Cornsilk	LC30
	Aspen	LC32
	Fawn	LC33
	Graphite	LC34
	Pewter	LC35
Etch	Woodcut	ECH05
	Aquatint	ECH01
	Mezzotint	ECH07
	Lithograph	ECH03
	Intaglio	ECH06
	Engrave	ECH02
	Crosshatch	ECH04

• New Fabric Option

D Discontinuation End of 2017

Maxon Furniture Inc. may accommodate requests for Customer's Own Materials (COM). Please refer to the COM program on for details.

Fabric Swatches

You may order a 16" x 20" fabric sample of any of our panel fabrics. Specify model M-SYSFS.FABRIC COLOR (M-SYSFS.APN11). See the ACCESSORIES section for pricing.

Grade A Continued		
Family	Color	Railroad Code
Tempest	Dragonfly	TP30
	Frost	TP15
	Full Steam	TP80
	Ginger	TP25
	Gold Rush	TP10
	Sandstorm	TP50
	Tumbleweed	TP70
	Wind Chill	TP40
	Slate	TP45•
	Zebra	TP35•
Landscape	Azure	LN55•
	Cornsilk	LN15•
	Drift	LN05•
	Khaki	LN20•
	Maize	LN40•
	Sheen	LN10•
	Slate	LN35•
	Tangelo	LN50•
	Tide	LN45•
	Urban	LN30•
	Umber	LN25•

Grade B Fabric Options

Maxon Furniture Inc. offers a selection of quality fabrics in Grade B options.

Grade B		
Family	Color	Railroad Code
Terrain	Bay	TRRN05•
	Delta	TRRN10•
	Plateau	TRRN15•
	Ridge	TRRN20•
	Canyon	TRRN30•
	Bayou	TRRN35•
	Valley	TRRN40•
	Cliff	TRRN45•
	Crest	TRRN25•
	Oat	SPIN01•
SPIN	Alabaster	SPIN02•
	Cavern	SPIN03•
	Cobblestone	SPIN04•
	Willow	SPIN05•
	Ember	SPIN06•
	Flame	SPIN07•
	Tropic	SPIN08•
	Raven	SPIN09•
	Pool	SPIN10•
	Heron	SPIN11•
	Rhubarb	SPIN12•
	Plum	SPIN13•

Grade B		
Family	Color	Railroad Code
Mica	Shale	MH10
	Anthracite	MH11
	Dove	MH12
	Bronze	MH13
	Buff	MH14
	Mineral	MH15
	Fresh	MH16
	Cremini	MH17
	Breeze	MH18
	Nectar	MH19
	Dew	MH20
	Crystal	MHWIT

Upholstery for Toppers

Grade 1 Upholstery		
Family	Color	Code
Centurion	Black	CU10
	Iron Ore	CU19
	Morel	CU24
	Espresso	CU49
	Berry	CU62
	Olivine	CU82
	Cerulean	CU90
	Frost	CU22
	Caramel	CU26
	Poppy	CU42
	Tangerine	CU46
	Tomato	CU66
	Glacier	CU96

Grade 2 Upholstery		
Family	Color	Code
Appoint Seating	Morel	PNS001
	Bronze	PNS002
	Espresso	PNS003
	Platinum	PNS004
	Lawn	PNS005
	Turquoise	PNS006
	Jet	PNS007
	Carbon	PNS008
	Mandarin	PNS009
	Cherry	PNS010
	Framboise	PNS011
	Blackberry	PNS012

• New Fabric Option

Discontinuation End of 2017

Maxon Furniture Inc. may accommodate requests for Customer's Own Materials (COM). Please refer to the COM program on for details.

High Pressure Laminate (HPL) Finish Options

Maxon Furniture Inc. offers a contemporary selection of high-pressure Wilsonart® Laminate options on our panel system worksurfaces, vertical surfaces, as well as on our freestanding desking systems.

For additional laminate options, Wilsonart® offers "The Standards" on the open-line wallboard. "The Standards" laminates, in #60, #07 and #38 finish only, are available at an approximate 6% upcharge on the Maxon Standard Leadtime Program. These need to be submitted as a special. Please specify models specific to Panel Systems or Wall Mount applications. All other Wilsonart® laminate requests will be evaluated through the COM process and will be subject to a quoted price and leadtime.

When selecting laminate colors, verify an actual color chip to optimize accuracy in design and color. To view the complete Wilsonart laminate collection or to order samples, visit www.wilsonartcontract.com or call your Maxon representative for information on receiving a sample.

Wilsonart® Laminates are available in non-directional and directional patterns as noted on the Laminate Reference Guide on the following page. Directional laminate grain patterns will be assembled to run diagonally along worksurface on all corner applications as shown within the worksurface and desking sections.

Type	Description	Code
Pattern	Sheer Mesh	W4876-38
	Silver Mesh	W13056-38
Solid	Frosty White	W1573-60
	Loft	W15034-60
	Flint	W10592-38
Woodgrain	Amber Cherry	W7919K-7
	Beigewood	W7850-60
	Bourbon Cherry	W11034K-07
	Cognac	W7924K-07
	Columbian Walnut	W7943-07
	Harvest	W7953-38
	Mocha	W11121-07
	Natural Maple	W11021-38
	Pinnacle	W7992-38
	Shaker Cherry	W7935-07

Grey cells represent Directional Laminate Pattern

Worksurface Edge Options

Worksurface Edge options are available in Edgeband (E) and T-Mold (T) styles, as applicable for each product line. You must specify the model number applicable to the style of edge desired before selecting the edge color. For example, when specifying a 24"D x 60" W rectangular worksurface with T-Mold style edge; specify M-UWR2460T followed by the laminate color and edge selection.

Worksurface Edge Colors

Worksurface Edge Colors are designed to coordinate with paint and laminate finishes. For variety you can specify an edge color that contrasts with the laminate finish.

	Color	Edgeband	T-Mold
Solid	Black	MEBL	MTBL
	Flint	MEE9	MTE9
	Loft	MEEV	MTEV
	Griege	MET5	MTT5
	Brownstone	ME7D	MT7D
	Muslin	MET3	MTT3
	Platinum	MEPL	MTPL
	White	MEWT	MTWT
Wood Grain	Amber Cherry	MEAC	MTAC
	Beigewood	MEDE	MTME
	Bourbon Cherry	MEDH	MTDH
	Cognac	MECN	MTCN
	Columbian Walnut	MEDZ	MTMZ
	Harvest	MEHM	MTHM
	Mocha	MEMH	MTMH
	Natural Maple	MEWD	MTWD
	Pinnacle	MEPC	MTPC
	Shaker Cherry	MEDF	MTMF

Grommet Colors (SURPASS only)

Grommet colors are pre-selected based on the specified Edgeband or T-Mold color per the table below.

Edgeband or T-Mold Color Code	Grommet Color	Edgeband or T-Mold Color Code	Grommet Color
MEBL / MTBL (Black)	Black	MEDZ/MTMZ (Columbian Walnut)	Black
MEE9/MTE9 (Flint)	Flint	MEDF/MTMF (Shaker)	Black
MEEV/MTEV (Loft)	Loft	MEDE/MTME (Beigewood)	Muslin
MET5/MTT5 (Griege)	Muslin	MEWD/MTWD (Natural Maple)	Muslin
ME7D/MT7D (Brownstone)	Brownstone	MEAC/MTAC (Amber Cherry)	Black
MET3 / MTT3 (Muslin)	Muslin	MEHM/MTHM (Harvest)	Black
MEPL / MTPL (Platinum)	Loft	MEDH/MTDH (Bourbon Cherry)	Black
MEWT / MTWT (White)	White	MECN/MTCN (Cognac)	Black
		MEPC/MTPC (Pinnacle)	Black
		MEMH/MTMH (Mocha)	Black

Customer's Own Material (COM)

Specials and Customers Own Material (COM) Program

- Maxon Furniture Inc., at its own discretion, may modify its standard products to meet specific needs. Modifications include Customer's Own Material (COM) for seating, panels, special finishes (paints), laminates, and structural modification to existing standard product.
- Changes or alterations to catalog items other than standard options are subject to additional charges. Prices are furnished upon request. Direct all requests to your Maxon Sales Solution Representative (SSR).
- Maxon assumes no responsibility for the overall appearance, flammability, normal durability, colorfastness or any other quality standards. Maxon reserves the right to reject a COM if the quality of the COM is not, in Maxon's sole judgment, satisfactory for the product. Should this occur, the customer would be notified with an explanation within 2 working days of test completion.
- Maxon is not responsible for fabric that has become obsolete at the COM Supplier, that is of poor quality, or that is delivered late to the manufacturer from the COM Supplier.
- All cancellations or changes to COM orders are subject to Maxon's LOCD guidelines (Last Order Change Date). Because of the nature of COM, special fabrics, finishes, and structural modifications, products ordered as specials and then cancelled prior to shipment are subject to cancellation costs up to the full value of the product cancelled. Maxon determines the actual cancellation charge at the time the cancellation is requested. Upon approval, a cancellation confirmation fax or e-mail is issued to The Customer.
- COM for panel applications must be in rolls of 66" wide or wider. Excess yardage is disposed of at the discretion of Maxon Furniture.
- Due to UL testing requirements COM panel fabric requests may require up to eight weeks for approval, pending the completion of the third party testing requirements.

COM Testing: Manufacturing Feasibility

- Purchase orders are not accepted or entered unless manufacturing feasibility testing is complete with positive results.
- If all testing has been previously completed, re-testing is only necessary if The Customer's material is to be used on a different product family or if a fabric direction has changed from that previously approved. COM testing requires 7 working days from receipt of the Customer material by Maxon.
- If the COM has not been tested and approved, it is the responsibility of the Customer to provide the Customer Support Department with the COM supplier name, fabric pattern name, and color. The Customer may call Customer Support department for previous test results.

Panel Fabric (COMF)

Considerations:

- All COM requests for special fabric must be tested and approved by Maxon Furniture Inc.
- Directional fabrics are only applied on panels up to 60" wide.
- Lead time of 15 business days minimum.
- Refer to warranty and Terms and Conditions for COM limitations.

Process for Pre-Approved Fabrics

- Call Customer Support (800-876-4274) to see if requested fabric is pre-approved and for pricing information. Maxon will purchase the fabric whenever possible.

Process for Special Fabrics

- Provide fabric supplier, pattern, color, and orientation information to your Maxon representative or Customer Support. Maxon will obtain test samples whenever possible.
- Maxon will notify you of test results and provide a COM code and price grade if Maxon supplies the fabric.
- Allow up to 10 business days for initial testing and approval, after Maxon receives the initial 5 yards of test fabric.
- Fabrics requiring UL approval may increase testing time and may require additional fabric.
- Maxon reserves the right to determine if the fabric is to be purchased by Maxon or The Customer.
 - If Maxon purchases the fabric, Customer Support will provide pricing once testing is complete.
 - If the customer provides the fabric, The Customer will be charged Grade B pricing.
- If supplied by customer, Maxon must receive the approved fabric at least 10 days prior to the start up of production.
 - The fabric must be labeled with the dealership name, purchase order number, COMF number and COM Data Sheet to ensure proper handling.
 - As we manufacture our product in a variety of locations, call Customer Support for appropriate shipping address.
- These orders cannot be cancelled, nor will Maxon accept a product return.

Please ship COM fabric for ORDERS to:

HNI Fabric Distribution Center - Dealer PO Number
COM Production Yardage
Docks 2-4
3000 University Drive
Muscatine, IA 52761

Please ship COM fabric for TESTING to:

Maxon Furniture Inc.
Attn: COM Test Fabric or COM Dept.
Dock Doors 46-48
3000 North Highway 61
Muscatine, IA 52761

Upholstery (COMF)

Considerations:

- All COM requests for special upholstery must be tested and approved by Maxon Furniture Inc.
 - COM requests are only available on Pedestals. The Northport Seating Series does not allow for COM requests.
- COM orders are not available on QuickShip. Lead time of 15 business days minimum.
- Refer to warranty and terms and conditions for COM limitations.

Process for Pre-Approved Upholstery

- Call Maxon Customer Support (800-876-4274) to see if requested upholstery is pre-approved and for pricing information. Maxon will purchase the upholstery whenever possible.

Process for Special Upholstery

- Provide upholstery supplier, pattern, color, and orientation information to your Maxon representative or Customer Support. Maxon will obtain test samples whenever possible.
- Maxon will notify you of testing results, COM code and price grade if Maxon supplies the upholstery.
- Allow up to 10 business days for initial testing and approval, after Maxon receives the initial test upholstery.
- Maxon reserves the right to determine if the upholstery is to be purchased by Maxon or the customer.
- If Maxon purchases the upholstery, Customer Support will provide pricing once testing is completed.
- If the customer provides the upholstery, the customer will be charged Grade B pricing.
- Maxon must receive the approved upholstery at least 10 days prior to start up of production, if supplied by the customer.
- If the customer supplies upholstery, the upholstery must be labeled with the dealership name and Purchase Order number to ensure proper handling. Dealer must provide Customer Support with the tracking information on COM upholstery being sent to Maxon.
- These orders cannot be cancelled, nor will Maxon accept a product return.

T-Mold/Edgeband (COM)

- Custom edge treatments are not available.

Laminates (COML)

Maxon Furniture Inc. must approve all COML requests for specialty laminates. The order process is as follows:

- For requests concerning or specialty laminate, please contact your Maxon representative to request a COML.
- The evaluation of requests will take no longer than 3 business days.
- Maxon will contact vendor to verify availability and lead times.
- If the request is approved, Customer Support will contact you with pricing and leadtimes.
- If the request is denied, work with your Sales Solutions Representative (SSR) for alternatives.

Special Product/Component Request

Due to Maxon's flexible manufacturing, we are able to provide specially sized products. The feasibility of the requests depends on the degree of changes needed in design, testing, materials and tooling.

- Contact your Maxon representative with the special component request.
- Your Maxon representative will review the request. Maxon will determine if it is an established special and if so provide pricing.
- Your Maxon representative will submit a special for internal approval and pricing. Most internal reviews will be completed within 3 business days of submittal.
- If the special request is denied, your representative will notify the customer and suggest other alternatives.
- Customer will be notified of approved products with a special request # for ordering. This number must be referenced on purchase orders.
- Special request quotes are valid for 6 months only.
- Standard lead time for all special requests is at least 15 business days.
- All special orders require a written purchase order.
- These orders cannot be cancelled, nor will Maxon accept a product return.

Custom Warranty Exclusions

If Maxon Furniture Inc. agrees to use the COM or build a custom product:

- Maxon shall have no responsibility for the condition, quality, value, performance, physical properties, or any other aspect of the COM, regardless of whether or not Maxon has tested the COM, and whether or not the COM has passed any Manufacturing Feasibility testing. Maxon disclaims all warranties, express, implied or statutory, with respect to the COM, including, without limitation, any implied warranties of MERCHANTABILITY, FITNESS FOR A PARTICULAR PURPOSE, or NON-INFRINGEMENT.
- Maxon shall have no responsibility for the condition, quality, value, performance, physical properties, or any other aspect of a custom-built product, regardless of whether or not Maxon has tested the product, and whether or not the product has passed any Manufacturing Feasibility testing. Maxon disclaims all warranties, express, implied or statutory, with respect to the product, including, without limitation, any implied warranties of MERCHANTABILITY, FITNESS FOR A PARTICULAR PURPOSE, or NON-INFRINGEMENT.
- Maxon shall have no liability for any damages, injuries, or losses to the Customer or to any third party that shall be caused by any COM or custom built product, and the Customer shall hold Maxon harmless from all liability.

Testing Requirements for Flame-Retardant Construction

- The Customer is responsible for ensuring that the COM fabric is certified to meet all applicable flame-retardant requirements. This may include UL testing, ANSI/BIFMA standards and certification at the Customer's expense. The Customer shall hold Maxon harmless from all liability arising out of the Customer's failure to ensure that COM fabric is certified to meet all applicable flame-retardant requirements.

Special Finish – Paint Requirements

- Maxon Furniture Inc. may be able to match unique paint colors, excluding metallic and whites. A sample of the exact color desired is required for approval. Each unique color or finish combination incurs a net price up-charge per color per order. A minimum quantity of twenty (20) major units is required per color, per order.
- Any other extraordinary paint color or other consideration is determined from the sample(s) and special request submitted by the customer. Sample paint colors must be submitted on a metal disk and sent to Maxon Customer Support. Upcharges and lead times are calculated at that time and communicated to the customer. A minimum quantity of twenty (20) major units is required per color, per order.

Modifications to Standard Product

- Requests for special modifications to standard products require engineering evaluations and product safety review prior to approval. Contact your Maxon representative or Customer Support with the specific requirements.

Obsolete Product

- Obsolete products are no longer available for order. Requests for production of obsolete product should be investigated through Customer Support. Customer Support will coordinate with the appropriate Maxon departments to determine if the request can be met and will communicate applicable upcharges. Special orders of obsolete product cannot be cancelled or returned. Requests for service parts and warranty on obsolete products should be directed to Customer Support.

CARB Compliance Notice

Overview

The California Air Resources Board (CARB) has established limits on the emissions of formaldehyde from hardwood plywood, particle board, medium density fiberboard, thin medium density fiberboard, and finished goods containing these materials.

Effective January 1, 2009, hardwood plywood, particle board, medium density fiberboard, thin medium density fiberboard, and finished goods containing these materials must meet emissions limits given in title 17, California Code of Regulations section 93120.2. (refer to note below*)

All hardwood plywood, particle board, medium density fiberboard, thin medium density fiberboard, and finished goods containing these materials supplied to Maxon Furniture Inc. comply with the current requirements of the CARB regulation.

Note

CARB's rule includes a "sell-through provision", which allows for a timely clearing of existing inventories following the effective dates for Phase I and Phase II standards. For manufacturers of hardwood plywood, particleboard, medium density fiberboard, and thin density fiberboard 3 months sell-through period is provided. For distributors, a 5 month, and for importers a 3 month sell-through period is provided for hardwood plywood, particleboard, and medium density fiberboard, and thin medium density fiberboard manufactured before the Phase I and Phase II effective dates. An 18 month sell-through period is provided for distributors and importers of finished goods containing hardwood plywood, particleboard, medium density fiberboard, and thin medium density fiberboard.

Please see official information available from this link provided below:

<http://www.arb.ca.gov/regact/2007/compwood07/compwood07.htm>



REFERENCE

EMERGE

PREFIX

WORKSURFACES

SURPASS

PREPARE

STORAGE

ACCESSORIES

SEATING

INDEX

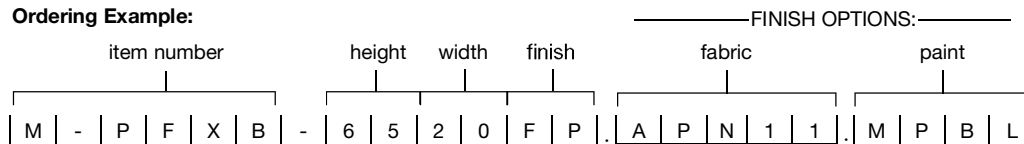
How to Specify

There are a number of ways to specify Maxon Furniture product. This guide will show you the different dot option combinations for each area of product. If you have further questions, call Maxon Customer Support at 800-876-4274.

Previously, you may have seen a How to Specify section at the bottom of each page in the Maxon Pricebook (like the image below). We have created this section for an easy to find and accurate guide to specifying your product.

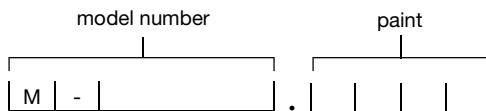
How To Specify:

Ordering Example:



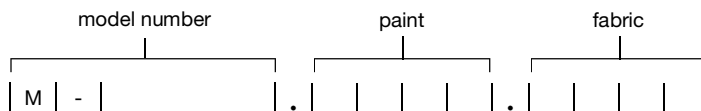
Dot Option Combination 1

- The following products have Dot Option Combination 1: EMERGE Frames, EMERGE Sliding Door, EMERGE Pass-Thru Tile, EMERGE Accessory Tile, Connectors, Trim, Top Caps, Duplexes, Power Poles, Overhead Storage, Accessories, Whiteboards, Worksurface Supports, SURPASS supports, SURPASS Hutches, and Freestanding Storage.



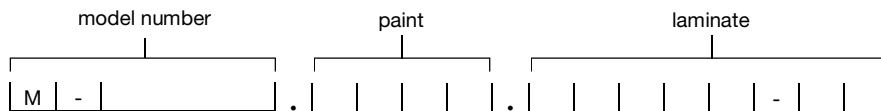
Dot Option Combination 2

- The following products have Dot Option Combination 2: EMERGE Technology Tiles.



Dot Option Combination 3

- The following products have Dot Option Combination 3: Hinged Door and Laminate Tiles.



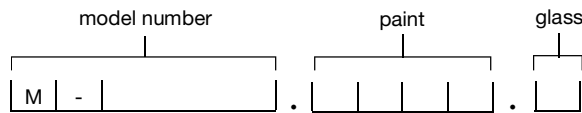
Dot Option Combination 4

- The following products have Dot Option Combination 4: EMERGE Countertops.



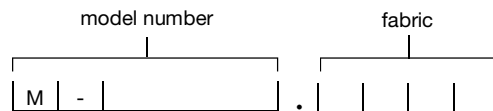
Dot Option Combination 5

- The following products have Dot Option Combination 5: EMERGE Glass Tiles, EMERGE Frameless Glass, PREFIX Glass Stackers, PREFIX Frameless Glass.



Dot Option Combination 6

- The following products have Dot Option Combination 6: EMERGE Fabric Tiles and Storage Cushion.



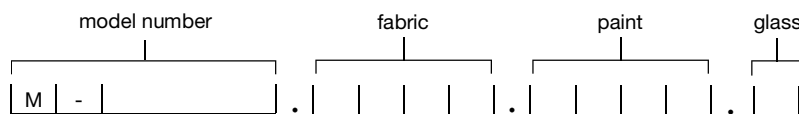
Dot Option Combination 7

- The following products have Dot Option Combination 7: Fabric Tackboards, PREFIX Monolithic Panels and SURPASS Hutch Tackboards, and SURPASS Fabric Screens.



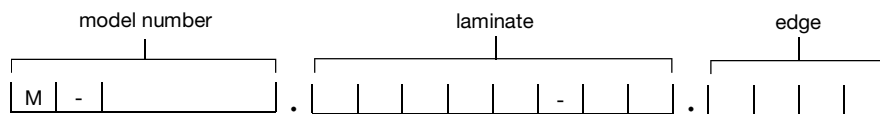
Dot Option Combination 8

- The following products have Dot Option Combination 8: PREFIX Glass Header Panels.



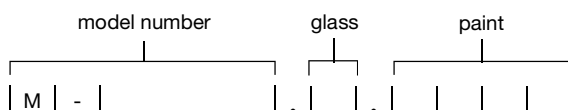
Dot Option Combination 9

- The following products have Dot Option Combination 9: Worksurfaces, PREFIX Countertops, SURPASS Worksurfaces and Lateral Worktops.



Dot Option Combination 10

- The following products have Dot Option Combination 10: SURPASS Glass Screens.





REFERENCE

EMERGE

PREFIX

WORKSURFACES

SURPASS

PREPARE

STORAGE

ACCESSORIES

SEATING

INDEX



SURPASS Desking System

SURPASS freestanding desking offers solid construction with almost unlimited versatility and flexibility. You can build a private office, collaborative teaming station, benching solution or combine it with panels for more privacy. The heavy-duty steel construction and modular design means that SURPASS can be reconfigured as your needs change and still perform in any office environment. Available in all of Maxon's fabrics and finishes, SURPASS will look good long after it's installed and in use. And, of course, it's backed by the Limited Lifetime Warranty.

The double-wall construction of SURPASS support legs and steel modesty panels adds strength and durability throughout the system. Modesty panels are available with an optional sound-deadening insert, reducing ambient noise. Impact-resistant, high-pressure laminate worksurfaces with threaded-metal inserts can endure multiple reconfigurations, are strong enough to endure years of day-to-day use, and are available in a wide selection of colors and wood-grain patterns. A wide variety of desk shapes and sizes means you will find the right fit no matter what your needs.

SURPASS offers straight steel hutch options with top-mounted hinged doors. The hutch accepts tackboards, task lights and personal accessory rail components. Coordinating pedestal and lateral files, bookcases, storage towers and personal storage centers ensure the perfect solution for every storage need.

Features	Benefits
Finest quality worksurface construction.	Prevent warping and bowing while assuring years of use.
End panels constructed with foam core.	Provide strength, rigidity, and sound-absorption.
Electrical and data management options.	Strategically run power or data to where it is needed.
End panels, and bridging brackets work for right or left-hand applications.	Eases specification and installation.
Straight and corner steel hutches with top-mounted hinged doors or sliding acrylic doors.	Provide storage and space division.
Fabric and glass screens.	Allows collaboration while providing visual privacy.

Prices effective January 1, 2017. Information in this pricebook is accurate as of January 1, 2017. The pricebook is updated monthly. Go to www.MaxonEdge.com to find the most current pricing information in the electronic pricebook. Information is updated monthly in CAD and GLZ. Maxon recommends updating 20-20 Technologies software every month.

*Fabrics, Laminates, Paints and upcharges associated with each are now outlined in the front of the pricebook. A guide on "How to Specify" product has also been added to the beginning.

Working with SURPASS

End Panels **E** and Support Legs **L**

Each are available in two options: freestanding or panel-mount. The only difference between the two options are the panel-mount models come with a left- or right-handed bracket to attach the support to a panel in a SURPASS systems application. If the freestanding version is purchased and later needs to be converted to panel-mount, the proper handed panel-mount bracket may be purchased separately.

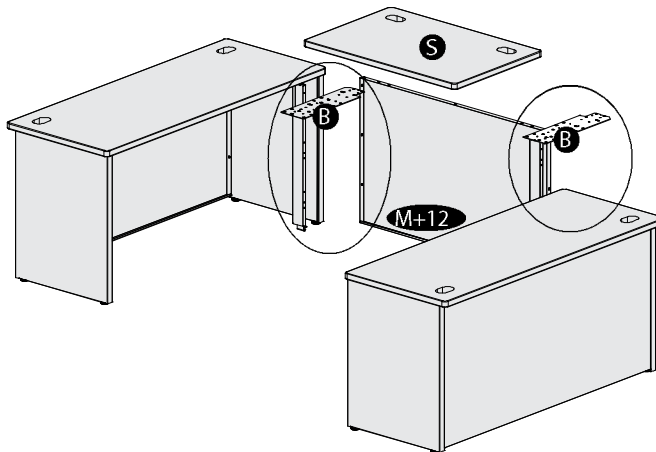
The 12"D end panel is used to freestand peninsulas, curvilinear shapes, and D-tops in panel applications.

Corner Desk Legs **C**

Corner desk legs have a 90-degree bend and welded construction. The strong construction allows gussets or half-height modesty panels to be used with corner legs.

Bridge Brackets **B**

Bridge brackets include: two flat brackets, two modesty panel-to-end panel attachment brackets, and two tie straps. This bracket is used when attaching a bridge unit between two rectangular worksurfaces.



There are some bridge instances where only half of a bridge bracket is needed (e.g. using a bridge between a rectangular worksurface and a corner or peninsula). A return bracket may be ordered for these instances.

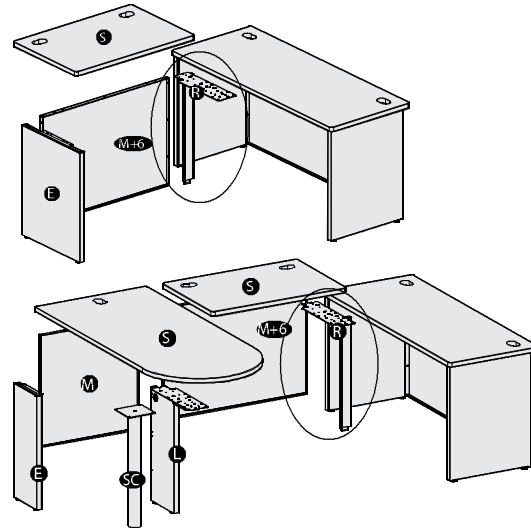
Surface **S**

Support Column **SC**

Support columns are used to support one end of curvilinear worksurfaces. Includes column, worksurface bracket M-MDPC29, attaching hardware, and adjustable glides.

Return Brackets **R**

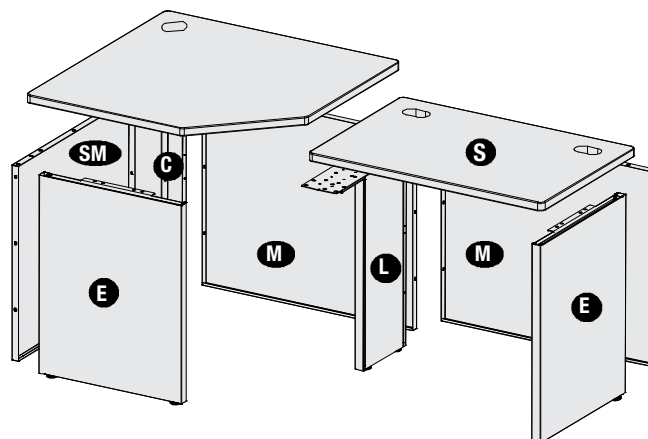
Return brackets include: one flat bracket, one modesty panel-to-end panel attachment bracket, and one tie strap. These are used when attaching a return to a primary desk. Return brackets can also be used in some bridge applications — one example is shown below when using a peninsula.



Desk-to-Panel Attachment Brackets **D**

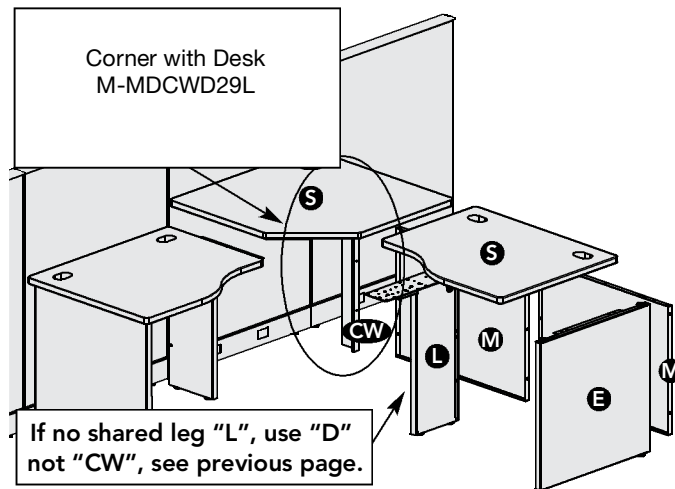
Desk-to-panel attachment brackets are used to connect a worksurface and modesty panel perpendicular to a panel of corresponding width. Opposing end of worksurface must be attached with an end-panel, support leg, or corner leg mounted directly under this worksurface.

When using a corner or corner cove worksurface with the rear corner attached to a panel, and opposing end of worksurface is attached to a freestanding desk, use corner w/desk attachment bracket. Hand of unit is determined from the user's side of the desk (right hand unit attaches to right side of modesty).



Corner with Desk Panel Attachment Bracket ^{CW}

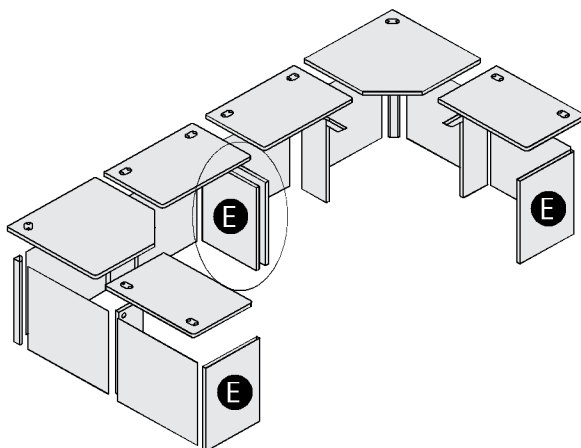
Corner w/desk panel attachment bracket connects the rear corner of a corner or corner cove worksurface and modesty panel to a panel when the opposing end of the worksurface shares a support leg with an adjacent freestanding desk and the support leg is mounted under the freestanding desk. Hand of unit is determined from the user's side of the desk (left hand unit attaches to left side of modesty).

**Corner Worksurfaces**

Corner worksurfaces to accommodate 90-degree corner desk legs.

In-Line Connections of Desks

Freestanding full end panels must be used to support adjacent rectangular desks, corner desks, and corner desks with returns. Freestanding support legs should NOT be used at the in-line junction. You may use the shared C-Leg to replace the two end panels circled below. 24"D full end panels may be used at the in-line junction on 30"D rectangular desks if two worksurface tie straps are used to secure the desks together.

**Pedestals and Storage**

Pedestals must be ordered one size smaller than the depth of the worksurface. For example, 20"D peds should be used with 24"D worksurfaces. 20"D or 23"D pedestals can be used with 30"D worksurfaces. Using 18"D laterals or personal files provide additional pull style and storage options under 24"D worksurfaces.

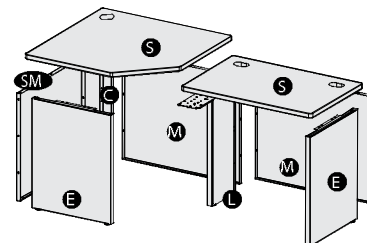
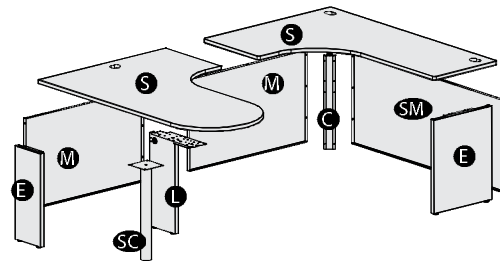
Modesty Panels ^M

The following are some general guidelines for SURPASS modesty panels:

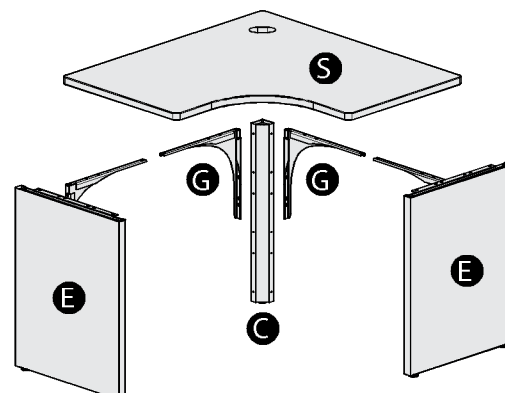
- Desk: Modesty panel width is the same width as the worksurface
- Return: Modesty panel width is M+6" greater than the width of the worksurface
- Bridge connecting two rectangular worksurfaces: Modesty panel width is M+12" greater than the width of the bridge worksurface
- Bridge connecting a rectangular worksurface and corner or peninsula: Modesty panel width is 6" greater than the width of the worksurface
- Corner connecting to an adjacent worksurface: Modesty panel width is the same width as the worksurface.

Stand-Alone Corner Modesty Panels SM

Stand-alone corner modesty panels are used only when one or both sides of a corner or corner cove worksurface are freestanding and NOT attached to another worksurface. Specify the width the same as the width of the worksurface.

**Gussets ^G**

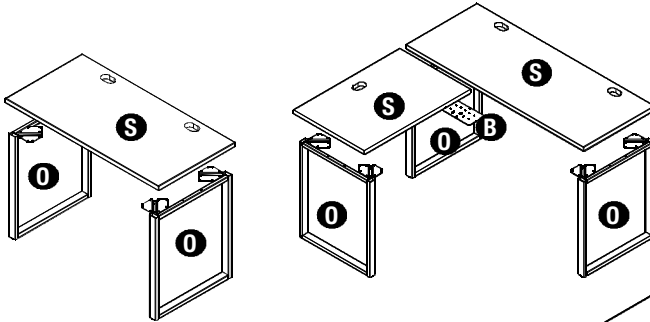
Gussets can be used in place of a modesty panel with desks 36"W to 60"W. Gussets can also be used with corner desk legs.



Working with SURPASS O-Legs

O-Leg Support **O**

Does not require additional support, such as modesty panel or gusset. Will only support the ends of edgebanded worksurfaces. Non-handed and comes fully assembled.

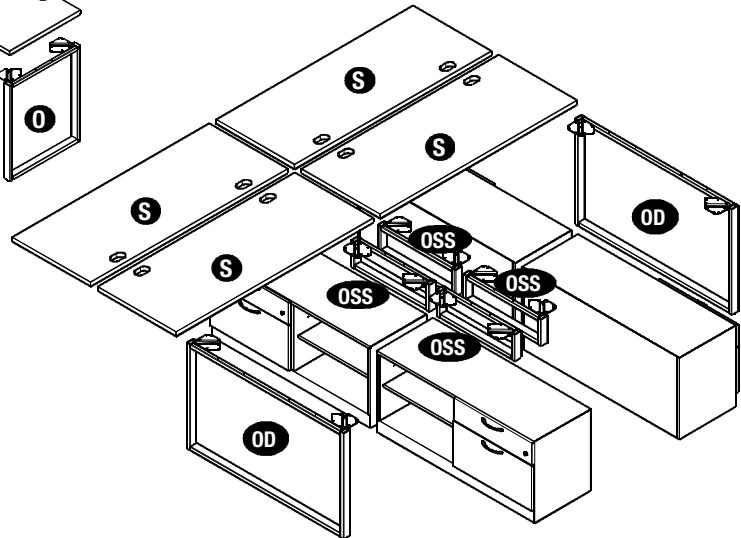


Double Depth O-Leg Support **OD**

Will support two edgebanded worksurfaces in a back-to-back benching application. No additional support is needed.

O-Leg Stanchion Support **OSS**

Only used on INCLUDE® low credenzas at the end of edgebanded worksurfaces.



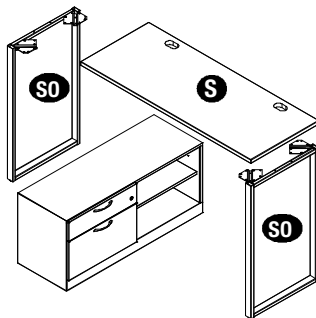
Standing O-Leg Support **SO**

Supports worksurfaces at a standing height. Does not require additional support, such as modesty panel or gusset. Will only support the ends of edgebanded worksurfaces. Non-handed and comes fully assembled.

Standing Shared O-Leg Support **SSO**

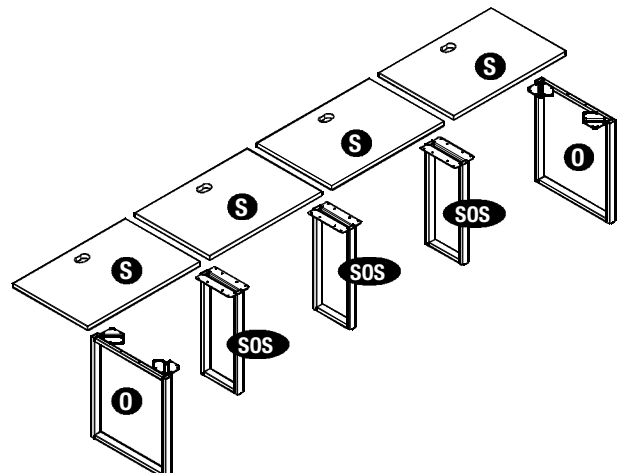
The only difference between Standing Height O-Leg and Standing Shared O-Leg, is shared will span two edgebanded worksurfaces.

Surface **S**



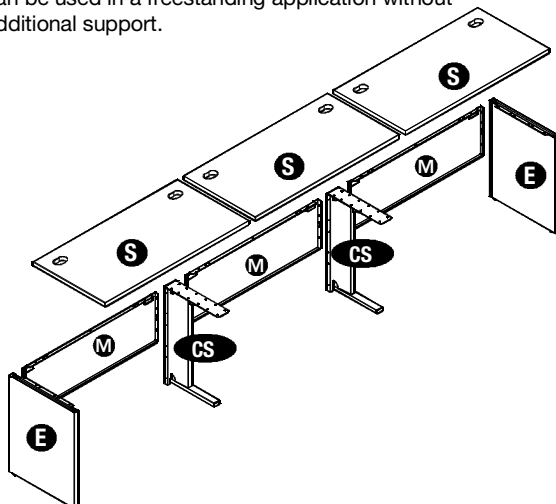
Shared O-Leg Support **SOS**

The only difference between O-Leg and Shared O-Leg, is shared will span two edgebanded worksurfaces.



Shared C-Leg Support **CS**

Will span two worksurfaces. Modesty panels or gussets can be used in a freestanding application without additional support.





REFERENCE

EMERGE

PREFIX

WORKSURFACES

SURPASS

PREPARE

STORAGE

ACCESSORIES

SEATING

INDEX

*Fabrics, Laminates, Paints and upcharges associated with each are now outlined in the front of the pricebook. A guide on "How to Specify" product has also been added to the beginning.

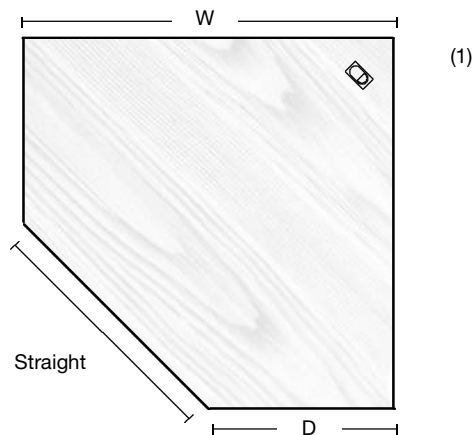
Worksurface Specifications

- Worksurfaces use 1.184" thick high-density particleboard.
- Top surfaces are high pressure laminate and the undersides have a moisture-resistant backing to prevent warping. Total thickness 1^{3/16}".
- Desk shells are 29^{1/4}" tall.
- Worksurfaces are available in T-Mold (with 1/2" radius corners) or Edgeband edge treatments (with a squared edge).
- Worksurfaces include 3^{1/2}" x 2" rectangular grommets with caps.
- Worksurfaces include pre-installed metal inserts for end supports. Modesty panels attached with wood screws.
- Meets or exceeds all ANSI-BIFMA standards.
- List price shown applies to laminates listed on the Maxon Core Laminate Finishes Card.
- Grommet location 9" from the outer edge on surfaces 48" and greater on edgebanded rectangular worksurface only.

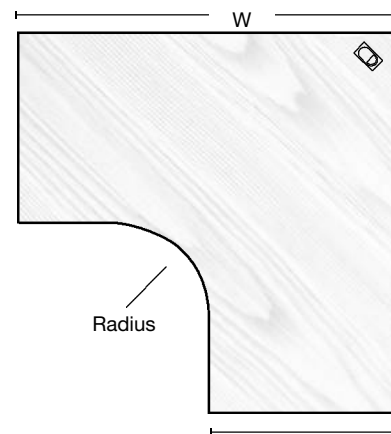
Corner Desk Specifications

- Straight Front Corners:
 - M-UCS2436, M-UCS2442, M-UCS3042, and M-UCS3048 are represented by image (1).
 - M-UCS2448, is represented by image (2).
- Radius Front Corners
 - 11" radius on all corners.
- Grain direction runs diagonally along worksurface (directional laminates only).

Straight Front



Radius Front



Modesty Panel Specifications

- SURPASS modesty panels are constructed of two pieces of commercial grade steel.
- Modesty panels are available in full-height (27 ¹/₂"") and half-height (14") for access to wall electrical.
- For adequate clearance of files, specify storage component depths that are at least 6" less than the understructure depth.

End Support and Bridging Bracket Specifications

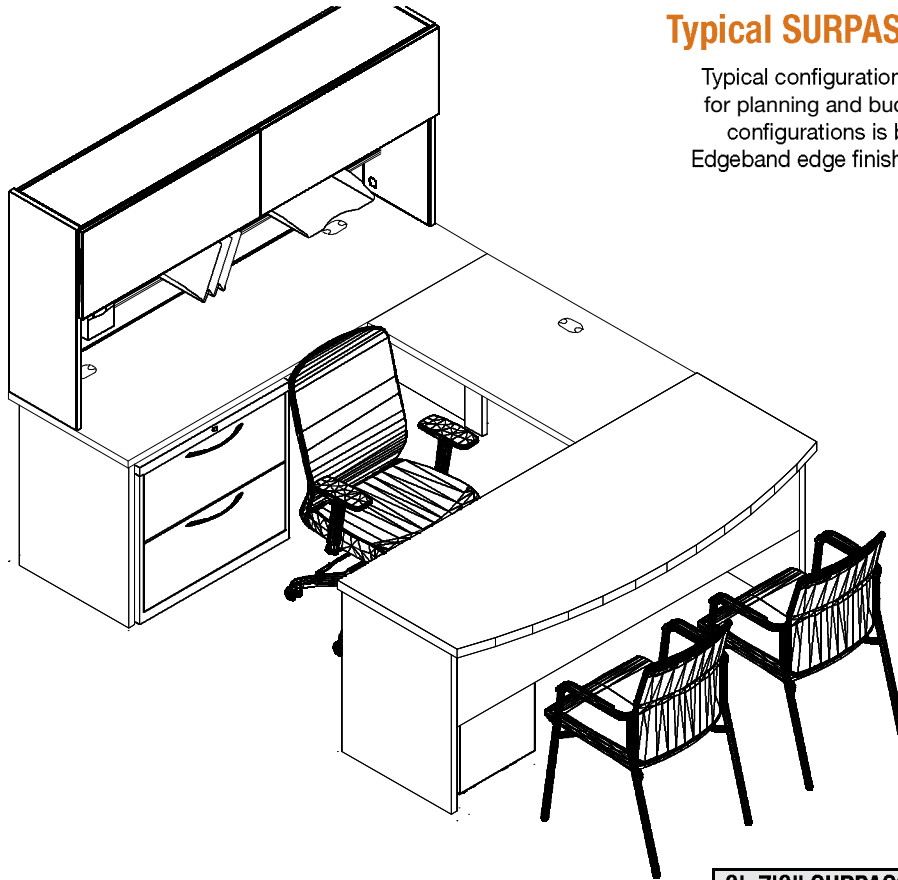
- End panels and bridging brackets are symmetrical and may be used for right- or left-hand support at any time.

Storage Hutch Specifications

- Storage Hutches are 35 ³/₄" high x 14" deep and, when installed, have a floor to top-of-hutch height of 65". The vertical side supports are constructed of 20 gauge formed steel. All hutches have a matching width, fully enclosed storage bin. Hutch bin bases and lids are constructed of 16 gauge formed steel. All points of connection in the assembly are steel-to-steel for added strength and durability.
- Storage Hutches may be ordered with an open back. Painted metal backs with a fabric surfaced tackboards are also available as an option. Backs and tackboards are also available for retrofit applications.
- SURPASS Hutches will accept task lights. Personal Accessory Rails are also available for use with the hutches to accommodate our complete line of paper management trays, bins, and other storage components.
- On 60"- 72" hutches, both hutch doors are automatically keyed alike. Beyond that, all pairs of keyed locks installed on hutch doors are randomly keyed, with no attempt to assure either the same or different keying between different hutch units.
- Hutch doors may be keyed-alike to match floor pedestal or lateral file lock. Refer to page 203 for details.

Typical SURPASS Desking Configurations

Typical configurations are commonly ordered layouts shown for planning and budgeting purposes. List pricing for typical configurations is based on Core Laminates and Paint and Edgeband edge finish. Models MUST be ordered individually.



Includes:
Core Finishes Applied

6'x7'6" SURPASS Private Office

MODEL #	DESCRIPTION	QTY	LIST \$
M-SENP108	Northport Guest Multi-Purpose Stacking Leg Base Arm	2	\$540
M-SENP252	Northport Executive Hi-Back 360° Swiv Tilt Adjustable Arms	1	\$1,000
M-ESM24BF-A	Short Mobile Pedestal - 23"D BF A-Pull	1	\$723
M-ICCAUC2415	INCLUDE 24"D x 15"W Credenza Cushion	1	\$319
M-LF230-A	Ridgeline Lateral 2 Drawer 30"W A-Pull	1	\$1,443
M-DT	Non Handed Diagonal Tray	1	\$188
M-LT	Letter Tray (Letter size only)	1	\$136
M-MDBFE3072	Desking Bow-Front Work Surface 30"D x 72"W EB	1	\$687
M-MDCBK29	Maxon Desking Bridge Kit Support	1	\$175
M-MDEC	Desking Power Receptacle Clip	2	\$22
M-DEJ66	Maxon Desk Male/Male Electrical Jumper - 66"	1	\$241
M-MDEP24	Maxon Desking End Panel Leg 24"	4	\$840
M-MDEPF72	Maxon Desk Electrical Power Feed - 72"	1	\$211
M-MDER1	Desk Electrical Power Receptacle Circuit 1	1	\$101
M-MDER2	Desk Electrical Power Receptacle Circuit 2	1	\$101
M-DHO1572E	Maxon Desking Full Hutch 15" x 72" Open Lower Back	1	\$1,645
M-MDHT1572	Maxon Desking H B and T 15"H x 72"W	1	\$428
M-MDJC12	Maxon Desking Electrical Management J-Hook 12 Pack	1	\$124
M-MDMP54HP	Maxon Desking Modesty Panel 54" Half Mod	1	\$165
M-MDMP72HP	Maxon Desking Modesty Panel 72" Half Mod	2	\$380
M-MDPA72	Maxon Desking Accessory Rail 72"W	1	\$287
M-MDWRE2442	Desking 24"D x 42"W Rectangular Work Surface	1	\$466
M-MDWRE2472	Desking 24"D x 72"W Rectangular Work Surface	1	\$642
M-TB	Tool Box	1	\$108
TOTAL EXTENDED LIST:			\$10,972

Typical SURPASS Desking Configurations

Typical configurations are commonly ordered layouts shown for planning and budgeting purposes. List pricing for typical configurations is based on Core Laminates and Paint and Edgeband edge finish. Models MUST be ordered individually.



Includes:
Core Finishes Applied

SURPASS Benching 6 Pack

MODEL #	DESCRIPTION	QTY	LIST \$
M-SENP101	Northport Task Mid-Back Mesh with Fixed Arms	6	\$3,000
M-ESM24BF-A	Short Pedestal - 23"D BF A-Pull	6	\$4,338
M-ICCAUC2415	INCLUDE 24"D x 15"W Credenza Cushion	6	\$1,914
M-MDDS1348F	Maxon Desk Screen 13"H x 48"W Fabric	3	\$2,397
M-MDEC	Desking Power Receptacle Clip	6	\$66
M-MDEJ24	Maxon Desk Male-Male Electrical Jumper 24"	1	\$135
M-MDEJ42	Maxon Desk Male/Male Electrical Jumper 42"	4	\$720
M-MDEPF72	Maxon Desk Electrical Power Feed - 72"	1	\$211
M-MDER1	Desk Electrical Power Receptacle Circuit 1	3	\$303
M-MDER2	Desk Electrical Power Receptacle Circuit 2	3	\$303
M-MDJC12	Maxon desking Electrical Management J-Hook 12 Pack	1	\$124
M-MDWRE2448	Desking 24"D x 48"W Rectangular Worksurface	6	\$3,024
M-SL2428SL	24"D x 28"H Shared O-Leg Support	4	\$1,280
M-SL4828O	48"D x 28"H O-Leg Support	2	\$1,100
TOTAL EXTENDED LIST:			\$18,915

*Fabrics, Laminates, Paints and upcharges associated with each are now outlined in the front of the pricebook. A guide on "How to Specify" product has also been added to the beginning.

REFERENCE

EMERGE

PREFIX

WORKSURFACES

SURPASS

PREPARE

STORAGE

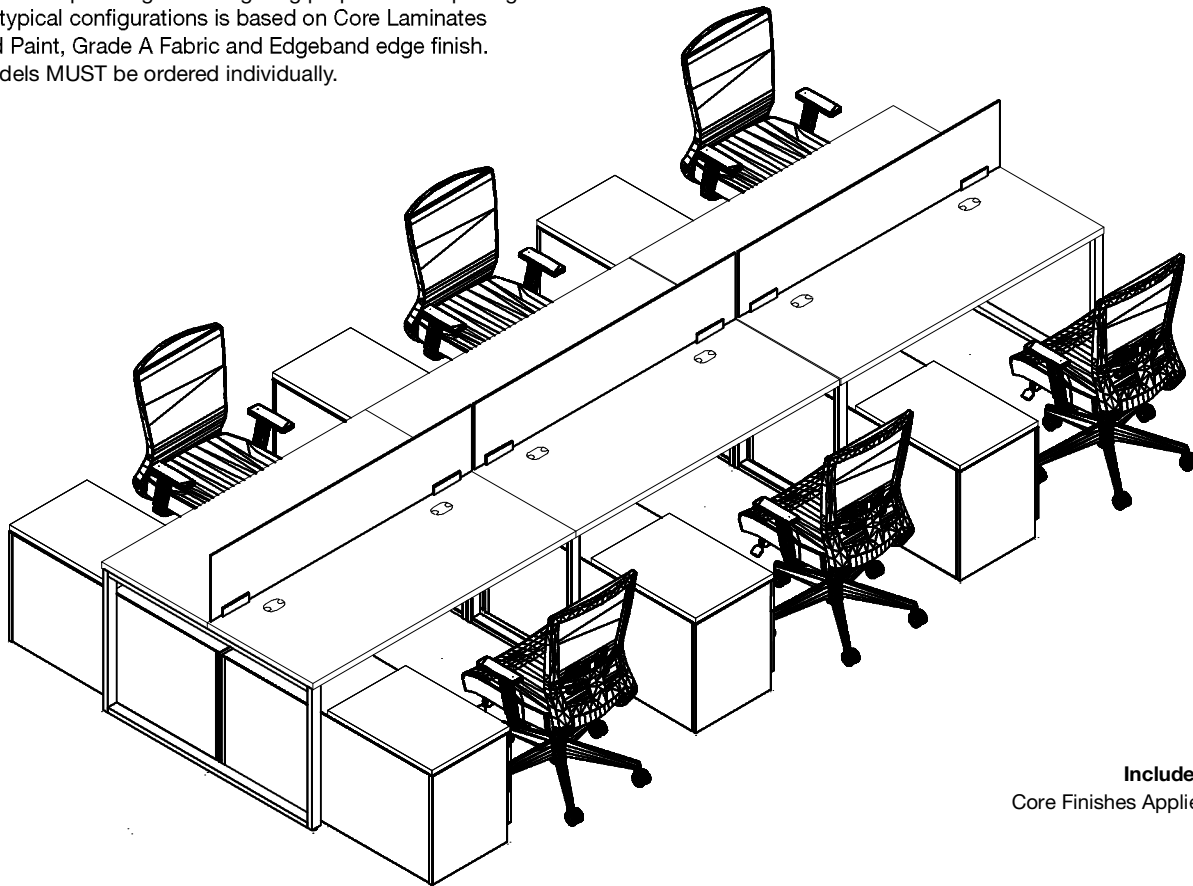
ACCESSORIES

SEATING

INDEX

Typical SURPASS Desking Configurations

Typical configurations are commonly ordered layouts shown for planning and budgeting purposes. List pricing for typical configurations is based on Core Laminates and Paint, Grade A Fabric and Edgeband edge finish. Models MUST be ordered individually.



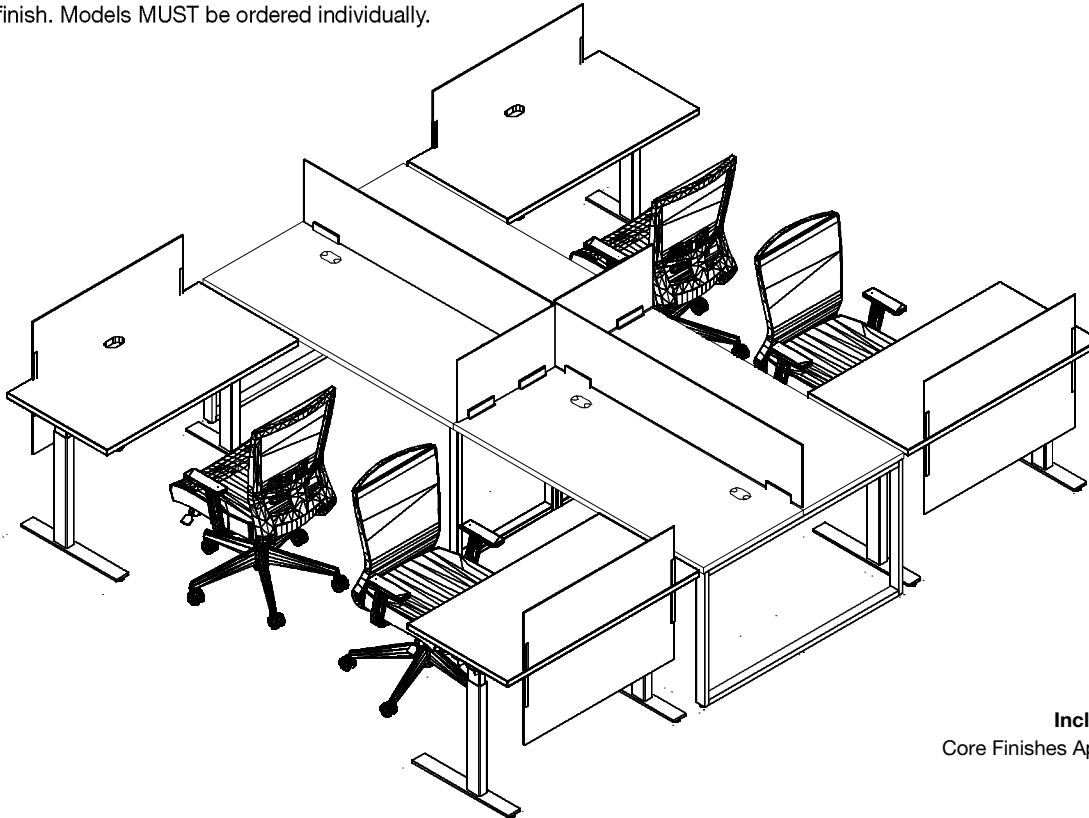
Includes:
Core Finishes Applied

SURPASS Benching 6 Pack

MODEL #	DESCRIPTION	QTY	LIST \$
M-SENP201	Northport Task Hi-Back Mesh 360° Swivel	6	\$4,500
M-ICCAUC1824	INCLUDE 18"D x 24"W Credenza Cushion	6	\$2,070
M-ICCBX224818LBFOMA	INCLUDE 22"H x 48"W x 18"D LH Open/File	3	\$6,693
M-ICCBX224818RBFOMA	INCLUDE 22"H x 48"W x 18"D RH Open/File	3	\$6,693
M-MDDD1260FT	Maxon Desking Desk Dividing Screen 12"H x 60"W	3	\$2,700
M-MDEC	Desking Power Receptacle Clip	6	\$66
M-MDEJ12	Maxon Desk Male-Male Electrical Jumper 12"	1	\$104
M-MDEJ54	Maxon Desk Male/Male Electrical Jumper 54"	4	\$844
M-MDEPF144	Maxon Desk Electrical Power Feed - 144"	1	\$308
M-MDER1	Desk Electrical Power Receptacle Circuit 1	3	\$303
M-MDER2	Desk Electrical Power Receptacle Circuit 2	3	\$303
M-MDJC12	Maxon Desking Electrical Management J-Hook 12 Pack	1	\$124
M-MDWRE2460	Desking 24"D x 60"W Rectangular Worksurface	6	\$3,294
M-PPSC60	PREPARE External Table Top Support Channel 48"	6	1,200
M-SL2428SL	24"D x 28"H Shared O-Leg Support	4	1,280
M-SL4828O	48"D x 28"H O-Leg Support	2	1,100
TOTAL EXTENDED LIST:			\$31,582

Typical SURPASS Desking Configurations

Typical configurations are commonly ordered layouts shown for planning and budgeting purposes. List pricing for typical configurations is based on Core Laminates and Paint, Grade A Fabric and Edgeband edge finish. Models MUST be ordered individually.



Includes:
Core Finishes Applied

6x6 SURPASS 4 Pack

MODEL #	DESCRIPTION	QTY	LIST \$
M-SENP201	Northport Task Hi-Back Mesh 360° Swivel	4	\$3,000
M-MDDD1260FT	Maxon Desking Desk Dividing Screen 12"H x 60"W	2	\$1,800
M-MDDD1224FT	Maxon Desk Dividing Return Screen 12"H x 24"W	2	\$1,000
M-MDEC	Desking Power Receptacle Clip	4	\$44
M-MDEJ12	Maxon Desk Male-Male Electrical Jumper 36"	1	\$104
M-MDEJ54	Maxon Desk Male/Male Electrical Jumper 54"	2	\$422
M-MDEPF72	Maxon Desk Electrical Power Feed - 72"	1	\$211
M-MDER1	Desk Electrical Power Receptacle Circuit 1	2	\$202
M-MDER2	Desk Electrical Power Receptacle Circuit 2	2	\$202
M-MDFPS2836FT	Maxon Desk Full Privacy Screens 28"H x 36"W	4	\$4,800
M-MDJC12	Maxon Desking Electrical Management J-Hook 12 Pack	1	\$124
M-MDWRE2460	Desking 24"D x 60"W Rectangular Worksurface	4	\$2,196
M-PPBC2S	PREPARE 2 Stage C-Leg Electrical Power Base 2 Legs	4	\$11,200
M-PPHA4824	PREPARE Rec. Ha. 48"W x 24"W	4	\$1,800
M-PPSC60	PREPARE External Table Top Support Channel 48"	4	\$800
M-SL2428SL	24"D x 28"H Shared O-Leg Support	2	\$640
M-SL4828O	48"D x 28"H O-Leg Support	2	\$1,100
TOTAL EXTENDED LIST:			\$29,708

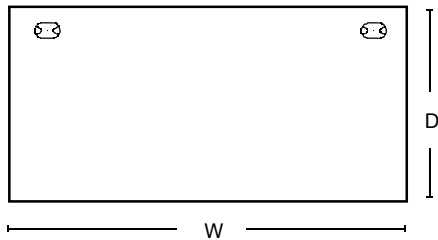
Rectangular Worksurface: T-Mold

Includes

- Rectangular Worksurface.

Notes

- Worksurfaces 72" or above require middle support unless specified with a modesty panel or external support channel.
- Grain direction runs along width (directional laminates only).
- Cannot be supported with O-Leg Support.
- Add suffix "N" to a model number for no grommets, no upcharge. Example: M-MDWRT2424N**



Description	Model	D	W	Wt.	Cubes	List
Rectangular Worksurface, T-Mold, 24" D	M-MDWRT2424	24"	24"	25	1.8	343
	M-MDWRT2430	24"	30"	29	2.2	364
	M-MDWRT2436	24"	36"	33	2.7	391
	M-MDWRT2442	24"	42"	38	3.1	415
	M-MDWRT2448	24"	48"	42	3.5	452
	M-MDWRT2454	24"	54"	46	3.9	472
	M-MDWRT2460	24"	60"	51	4.3	504
	M-MDWRT2466	24"	66"	55	4.7	544
	M-MDWRT2472	24"	72"	59	5.1	586
Rectangular Worksurface, T-Mold, 30" D	M-MDWRT3024	30"	24"	29	2.2	415
	M-MDWRT3030	30"	30"	35	2.8	440
	M-MDWRT3036	30"	36"	39	3.3	464
	M-MDWRT3042	30"	42"	45	3.8	492
	M-MDWRT3048	30"	48"	51	4.3	526
	M-MDWRT3054	30"	54"	55	4.8	553
	M-MDWRT3060	30"	60"	61	5.3	574
	M-MDWRT3066	30"	66"	66	5.8	622
	M-MDWRT3072	30"	72"	72	6.3	673

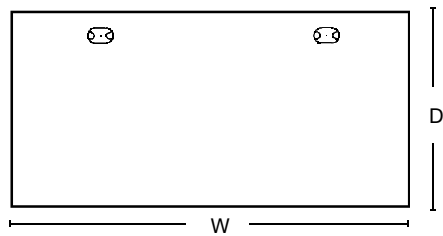
Rectangular Worksurface: Edgeband

Includes

- Rectangular Worksurface.

Notes

- Worksurfaces 72" or above require middle support unless specified with a modesty panel or external support channel.
- Grain direction runs along width (directional laminates only).
- Grommet location 9" from the outer edge on surfaces 48" and greater.
- Add suffix "N" to a model number for no grommets, no upcharge. Example: M-MDWRE2424N**



Description	Model	D	W	Wt.	Cubes	List
Rectangular Worksurface, Edgeband, 24" D	M-MDWRE2424	24"	24"	25	1.8	399
	M-MDWRE2430	24"	30"	29	2.2	421
	M-MDWRE2436	24"	36"	33	2.7	446
	M-MDWRE2442	24"	42"	38	3.1	466
	M-MDWRE2448	24"	48"	42	3.5	504
	M-MDWRE2454	24"	54"	46	3.9	525
	M-MDWRE2460	24"	60"	51	4.3	549
	M-MDWRE2466	24"	66"	55	4.7	595
Rectangular Worksurface, Edgeband, 30" D	M-MDWRE2472	24"	72"	59	5.1	642
	M-MDWRE3024	30"	24"	29	2.2	446
	M-MDWRE3030	30"	30"	35	2.8	466
	M-MDWRE3036	30"	36"	39	3.3	493
	M-MDWRE3042	30"	42"	45	3.8	514
	M-MDWRE3048	30"	48"	51	4.3	549
	M-MDWRE3054	30"	54"	55	4.8	571
	M-MDWRE3060	30"	60"	61	5.3	597
	M-MDWRE3066	30"	66"	66	5.8	642
	M-MDWRE3072	30"	72"	72	6.3	687

Bowfront Worksurface: T-Mold

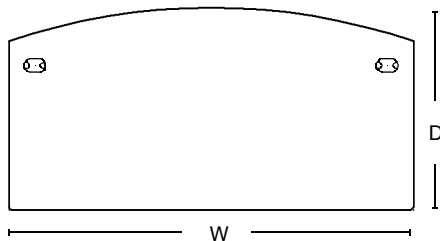
Includes

- Bowfront worksurface

Notes

- Surface has 6" overhang
- Worksurfaces 72" or above require middle support unless specified with a modesty panel or external support channel.
- Grain direction runs along width (directional laminates only).
- Cannot be supported with O-Leg Support.
- Add suffix "N" to a model number for no grommets, no upcharge. Example: M-MDBFT3060N**

Description	Model	D	W	Wt.	Cubes	List
Bowfront Worksurface, T-Mold, 24/30" D	M-MDBFT3060	24/30"	60"	61	5.3	574
	M-MDBFT3066	24/30"	66"	66	5.8	622
	M-MDBFT3072	24/30"	72"	72	6.3	673
Bowfront Worksurface, T-Mold, 30/36" D	M-MDBFT3660	30/36"	60"	71	6.3	664
	M-MDBFT3666	30/36"	66"	77	6.9	717
	M-MDBFT3672	30/36"	72"	82	7.5	752



Bowfront Worksurface: Edgeband

Includes

- Bowfront worksurface

Notes

- Worksurfaces 72" or above require middle support unless specified with a modesty panel or external support channel.
- Grain direction runs along width (directional laminates only).
- Cannot be supported with O-Leg Support.
- Add suffix "N" to a model number for no grommets, no upcharge. Example: M-MDBFE3060N**

Description	Model	D	W	Wt.	Cubes	List
Bowfront Worksurface, Edgeband, 24/30" D	M-MDBFE3060	24/30"	60"	61	5.3	597
	M-MDBFE3066	24/30"	66"	66	5.8	642
	M-MDBFE3072	24/30"	72"	72	6.3	687
Bowfront Worksurface, Edgeband, 30/36" D	M-MDBFE3660	30/36"	60"	71	6.3	663
	M-MDBFE3666	30/36"	66"	77	6.9	708
	M-MDBFE3672	30/36"	72"	82	7.5	753

Executive Worksurface: T-Mold

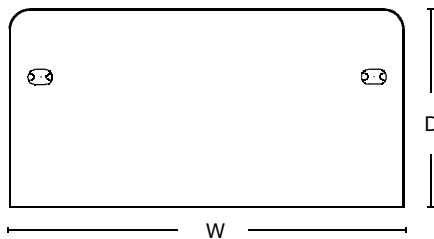
Includes

- Rectangular worksurface

Notes

- Surface has 6" overhang
- Worksurfaces 72" or above require middle support unless specified with a modesty panel or external support channel.
- Grain direction runs along width (directional laminates only).
- Cannot be supported with O-Leg Support.
- Add suffix "N" to a model number for no grommets, no upcharge. Example: M-MDEFT3060N**

Description	Model	D	W	Wt.	Cubes	List
Executive Worksurface, T-Mold, 30" D	M-MDEFT3060	30"	60"	61	5.3	574
	M-MDEFT3066	30"	66"	66	5.8	622
	M-MDEFT3072	30"	72"	72	6.3	673
Executive Worksurface, T-Mold, 36" D	M-MDEFT3660	30/36"	60"	71	6.3	664
	M-MDEFT3666	30/36"	66"	77	6.9	717
	M-MDEFT3672	30/36"	72"	82	7.5	752



Executive Worksurface: Edgeband

Includes

- Rectangular worksurface

Notes

- Surface has 6" overhang
- Worksurfaces 72" or above require middle support unless specified with a modesty panel or external support channel.
- Grain direction runs along width (directional laminates only).
- Cannot be supported with O-Leg Support.
- Add suffix "N" to a model number for no grommets, no upcharge. Example: M-MDEFE3060N**

Description	Model	D	W	Wt.	Cubes	List
Executive Worksurface, Edgeband, 30" D	M-MDEFE3060	30"	60"	61	5.3	597
	M-MDEFE3066	30"	66"	66	5.8	642
	M-MDEFE3072	30"	72"	72	6.3	687
Executive Worksurface, Edgeband, 36" D	M-MDEFE3660	36"	60"	71	6.3	663
	M-MDEFE3666	36"	66"	77	6.9	708
	M-MDEFE3672	36"	72"	82	7.5	753

Straight-Front Corner Worksurface: T-Mold

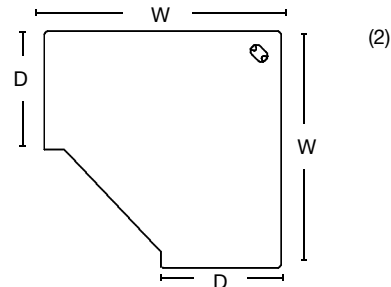
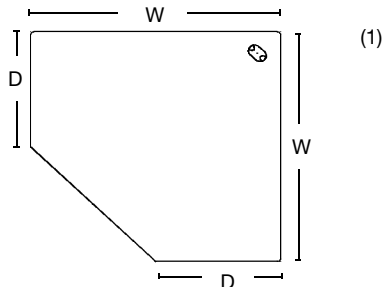
Includes

- Straight-front corner worksurface

Notes

- Grain direction runs along width (directional laminates only).
- Cannot be supported with O-Leg Support.
- M-UCS2436, M-UCS2442, M-UCS3042, and M-UCS3048 are represented by image (1).
- M-UCS2448, is represented by image (2).
- **Add suffix "N" to a model number for no grommets, no upcharge. Example: M-MDCST2436N**

Description	Model	D	W	Wt.	Cubes	List
Straight-Front Corner Worksurface, T-Mold, 24" D	M-MDCST2436	24"	36"	42	3.9	679
	M-MDCST2442	24"	42"	50	5.2	776
	M-MDCST2448	24"	48"	58	6.6	854
Straight-Front Corner Worksurface, T-Mold, 30" D	M-MDCST3042	30"	42"	55	5.2	868
	M-MDCST3048	30"	48"	66	6.6	899



Straight-Front Corner Worksurface: Edgeband

Includes

- Straight-front corner worksurface

Notes

- Grain direction runs along width (directional laminates only).
- Cannot be supported with O-Leg Support.
- **Add suffix "N" to a model number for no grommets, no upcharge. Example: M-MDCSE2436N**

Description	Model	D	W	Wt.	Cubes	List
Straight-Front Corner Worksurface, Edgeband, 24" D	M-MDCSE2436	24"	36"	42	3.9	850
	M-MDCSE2442	24"	42"	50	5.2	875
	M-MDCSE2448	24"	48"	58	6.6	1147
Straight-Front Corner Worksurface, Edgeband, 30" D	M-MDCSE3042	30"	42"	55	5.4	1119
	M-MDCSE3048	30"	48"	66	6.6	1213

Radius-Front Corner Worksurface: T-Mold

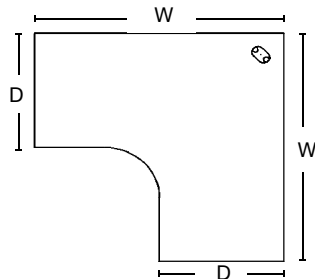
Includes

- Radius-front corner worksurface

Notes

- Grain direction runs along width (directional laminates only).
- Cannot be supported with O-Leg Support.
- 11" radius on all corners.
- Add suffix "N" to a model number for no grommets, no upcharge. Example: M-MDCCT2436N**

Description	Model	D	W	Wt.	Cubes	List
Radius-Front Corner Worksurface, T-Mold, 24" D	M-MDCCT2436	24"	36"	42	3.9	679
	M-MDCCT2442	24"	42"	50	5.2	776
	M-MDCCT2448	24"	48"	58	6.6	854
Radius-Front Corner Worksurface, T-Mold, 30" D	M-MDCCT3042	30"	42"	55	5.2	868
	M-MDCCT3048	30"	48"	66	6.6	897



Radius-Front Corner Worksurface: Edgeband

Includes

- Radius-front corner worksurface

Notes

- Grain direction runs along width (directional laminates only).
- Cannot be supported with O-Leg Support.
- Add suffix "N" to a model number for no grommets, no upcharge. Example: M-MDCCE2436N**

Description	Model	D	W	Wt.	Cubes	List
Radius-Front Corner Worksurface, Edgeband, 24" D	M-MDCCE2436	24"	36"	42	3.9	850
	M-MDCCE2442	24"	42"	50	5.2	875
	M-MDCCE2448	24"	48"	58	6.6	1147
Radius-Front Corner Worksurface, Edgeband, 30" D	M-MDCCE3042	30"	42"	55	5.4	1119
	M-MDCCE3048	30"	48"	66	6.6	1213

Radius End Peninsula Worksurface: T-Mold

Includes

- Radius end peninsula worksurface

Notes

- Grain direction runs along width (directional laminates only).
- Add suffix "N" to a model number for no grommets, no upcharge. Example: M-MDPT2460N

Description	Model	D	W	Wt.	Cubes	List
Radius End Peninsula Worksurface, T-Mold, 24" D	M-MDPT2460	24"	60"	65	4.4	717
	M-MDPT2466	24"	66"	69	5.2	745
	M-MDPT2472	24"	72"	73	5.2	824
Radius End Peninsula Worksurface, T-Mold, 30" D	M-MDPT3060	30"	60"	74	5.4	781
	M-MDPT3066	30"	66"	77	6.4	803
	M-MDPT3072	30"	72"	80	6.4	891
Radius End Peninsula Worksurface, T-Mold, 36" D	M-MDPT3660	36"	60"	79	6.4	840
	M-MDPT3666	36"	66"	83	7.6	868
	M-MDPT3672	36"	72"	86	7.6	962



Radius End Peninsula Worksurface: Edgeband

Includes

- Radius end peninsula worksurface

Notes

- Grain direction runs along width (directional laminates only).
- Add suffix "N" to a model number for no grommets, no upcharge. Example: M-MDPE2460N

Description	Model	D	W	Wt.	Cubes	List
Radius End Peninsula Worksurface, Edgeband, 24" D	M-MDPE2460	24"	60"	65	4.4	850
	M-MDPE2466	24"	66"	69	5.2	875
	M-MDPE2472	24"	72"	73	5.2	970
Radius End Peninsula Worksurface, Edgeband, 30" D	M-MDPE3060	30"	60"	74	5.4	916
	M-MDPE3066	30"	66"	77	6.4	943
	M-MDPE3072	30"	72"	80	6.4	1045
Radius End Peninsula Worksurface, Edgeband, 36" D	M-MDPE3660	36"	60"	79	6.4	988
	M-MDPE3666	36"	66"	83	7.6	1021
	M-MDPE3672	36"	72"	86	7.6	1129

Peninsula Return Worksurface: T-Mold

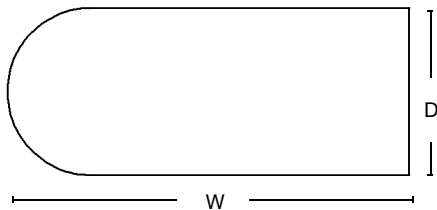
Includes

- Peninsula Return Worksurface

Notes

- Grain direction runs along width (directional laminates only).

Description	Model	D	W	Wt.	Cubes	List
Peninsula Return Worksurface, T-Mold, 24" D	M-MDPRST2448	24"	48"	57	3.7	670
	M-MDPRST2454	24"	54"	61	4.1	690
	M-MDPRST2460	24"	60"	65	4.4	717
	M-MDPRST2466	24"	66"	69	5.2	745
	M-MDPRST2472	24"	72"	73	5.2	824
Peninsula Return Worksurface, T-Mold, 30" D	M-MDPRST3048	30"	48"	68	4.6	736
	M-MDPRST3054	30"	54"	71	5.1	756
	M-MDPRST3060	30"	60"	74	5.4	781
	M-MDPRST3066	30"	66"	77	6.4	803
	M-MDPRST3072	30"	72"	80	6.4	891



Peninsula Return Worksurface: Edgeband

Includes

- Peninsula Return Worksurface

Notes

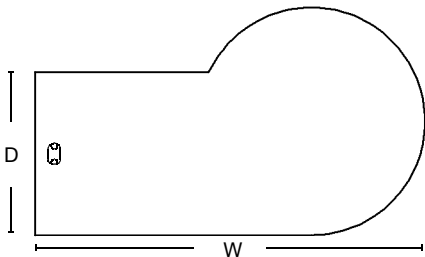
- Grain direction runs along width (directional laminates only).

Description	Model	D	W	Wt.	Cubes	List
Peninsula Return Worksurface, Edgeband, 24" D	M-MDPRSE2448	24"	48"	57	3.7	800
	M-MDPRSE2454	24"	54"	61	4.1	825
	M-MDPRSE2460	24"	60"	65	4.4	850
	M-MDPRSE2466	24"	66"	69	5.2	875
	M-MDPRSE2472	24"	72"	73	5.2	970
Peninsula Return Worksurface, Edgeband, 30" D	M-MDPRSE3048	30"	48"	68	4.6	868
	M-MDPRSE3054	30"	54"	71	5.1	894
	M-MDPRSE3060	30"	60"	74	5.4	916
	M-MDPRSE3066	30"	66"	77	6.4	943
	M-MDPRSE3072	30"	72"	80	6.4	1045

"b" Shaped Peninsula Worksurface: T-Mold

- Includes
- "b"shaped peninsula worksurface
- Notes
- Grain direction runs along width (directional laminates only).
 - Add suffix "N" to a model number for no grommets, no upcharge. Example: M-MDWRT2424N

Description	Model	D	W	Wt.	Cubes	List
"b" Shaped Peninsula Worksurface, T-Mold, 30" D	M-MDPBT3072	30"	72"	90	8.6	1050



"b" Shaped Peninsula Worksurface: Edgeband

- Includes
- "b"shaped peninsula worksurface
- Notes
- Grain direction runs along width (directional laminates only).
 - Add suffix "N" to a model number for no grommets, no upcharge. Example: M-MDWRT2424N

Description	Model	D	W	Wt.	Cubes	List
"b" Shaped Peninsula Worksurface, Edgeband 30" D	M-MDPBE3072	30"	72"	90	8.6	1394

"d" Shaped Peninsula Worksurface: T-Mold

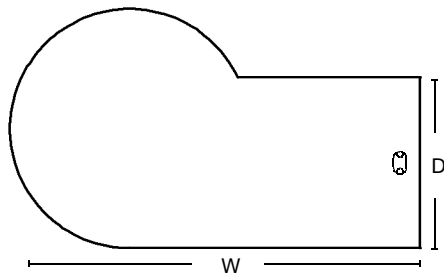
Includes

- "d" shaped peninsula worksurface

Notes

- Grain direction runs along width (directional laminates only).
- Add suffix "N" to a model number for no grommets, no upcharge. Example: M-MDWRT2424N

Description	Model	D	W	Wt.	Cubes	List
"d" Shaped Peninsula Worksurface, T-Mold, 30" D	M-MDPDT3072	30"	72"	90	8.6	1050



"d" Shaped Peninsula Worksurface: Edgeband

Includes

- "d" shaped peninsula worksurface

Notes

- Grain direction runs along width (directional laminates only).
- Add suffix "N" to a model number for no grommets, no upcharge. Example: M-MDWRT2424N

Description	Model	D	W	Wt.	Cubes	List
"d" Shaped Peninsula Worksurface, Edgeband 30" D	M-MDPDE3072	30"	72"	90	8.6	1394

Curved Peninsula Worksurface: T-Mold

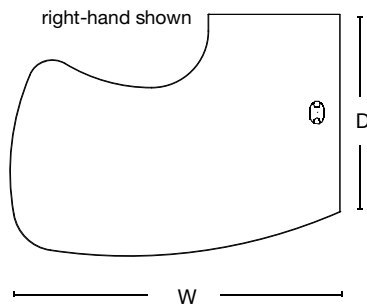
Includes

- Curved peninsula worksurface

Notes

- Grain direction runs along width (directional laminates only).
- Add suffix "N" to a model number for no grommets, no upcharge. Example: M-MDWRT2424N**

Description	Model	D	W	Wt.	Cubes	List
Curved Peninsula Worksurface, T-Mold, Left-Handed	M-MDGPCT3660L	36"	60"	88	7.4	1072
	M-MDGPCT3666L	36"	66"	92	7.9	1199
	M-MDGPCT3672L	36"	72"	96	8.8	1281
Curved Peninsula Worksurface, T-Mold, Right-Handed	M-MDGPCT3660R	36"	60"	88	7.4	1072
	M-MDGPCT3666R	36"	66"	92	7.9	1199
	M-MDGPCT3672R	36"	72"	96	8.8	1281



Curved Peninsula Worksurface: Edgeband

Includes

- Curved peninsula worksurface

Notes

- Grain direction runs along width (directional laminates only).
- Add suffix "N" to a model number for no grommets, no upcharge. Example: M-MDWRT2424N**

Description	Model	D	W	Wt.	Cubes	List
Curved Peninsula Worksurface, Edgeband, Left-Handed	M-MDGPCE3660L	36"	60"	88	7.4	1343
	M-MDGPCE3666L	36"	66"	92	7.9	1411
	M-MDGPCE3672L	36"	72"	96	8.8	1472
Curved Peninsula Worksurface, Edgeband, Right-Handed	M-MDGPCE3660R	36"	60"	88	7.4	1343
	M-MDGPCE3666R	36"	66"	92	7.9	1411
	M-MDGPCE3672R	36"	72"	96	8.8	1472

Grand Peninsula Worksurface: T-Mold

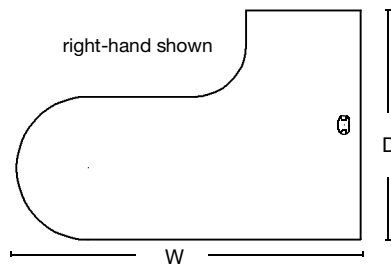
Includes

- Radius end peninsula worksurface

Notes

- Grain direction runs along width (directional laminates only).
- Add suffix "N" to a model number for no grommets, no upcharge. Example: M-MDWRT2424N

Description	Model	D	W	Wt.	Cubes	List
Radius End Peninsula Worksurface, T-Mold, Left-Handed	M-MDGPT3660L	36"	60"	55	6.4	999
	M-MDGPT3666L	36"	66"	61	7.6	1129
	M-MDGPT3672L	36"	72"	68	7.6	1210
Radius End Peninsula Worksurface, T-Mold, Right-Handed	M-MDGPT3660R	36"	60"	55	6.4	999
	M-MDGPT3666R	36"	66"	61	7.6	1129
	M-MDGPT3672R	36"	72"	68	7.6	1210



Grand Peninsula Worksurface: Edgeband

Includes

- Radius end peninsula worksurface

Notes

- Grain direction runs along width (directional laminates only).
- Add suffix "N" to a model number for no grommets, no upcharge. Example: M-MDWRT2424N

Description	Model	D	W	Wt.	Cubes	List
Radius End Peninsula Worksurface, Edgeband, Left-Handed	M-MDGPE3660L	36"	60"	55	6.4	1271
	M-MDGPE3666L	36"	66"	61	7.6	1340
	M-MDGPE3672L	36"	72"	68	7.6	1401
Radius End Peninsula Worksurface, Edgeband, Right-Handed	M-MDGPE3660R	36"	60"	55	6.4	1271
	M-MDGPE3666R	36"	66"	61	7.6	1340
	M-MDGPE3672R	36"	72"	68	7.6	1401

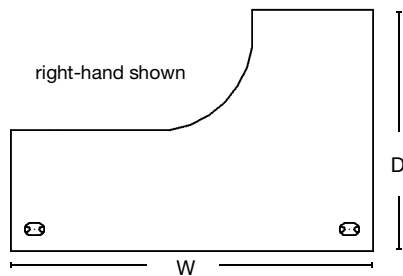
L-Return Radius Front Worksurface: T-Mold

Includes

- L-return radius front worksurface

Notes

- Worksurfaces 72" or above require middle support unless specified with a modesty panel.
- Grain direction runs along width (directional laminates only).
- Cannot be supported with O-Leg Support.
- **Add suffix "N" to a model number for no grommets, no upcharge. Example: M-MDWRT2424N**



Description	Model	D	W	Wt.	Cubes	List
L-Return Radius Front Worksurface, T-Mold, Left-Handed, 36" D	M-MDLRT3660L	36"	60"	59	6.4	914
	M-MDLRT3666L	36"	66"	65	7.6	935
	M-MDLRT3672L	36"	72"	72	7.6	960
L-Return Radius Front Worksurface, T-Mold, Left-Handed, 42" D	M-MDLRT4260L	42"	60"	67	7.4	937
	M-MDLRT4266L	42"	66"	73	8.7	959
	M-MDLRT4272L	42"	72"	80	8.7	981
L-Return Radius Front Worksurface, T-Mold, Left-Handed, 48" D	M-MDLRT4860L	48"	60"	75	8.5	960
	M-MDLRT4866L	48"	66"	81	10.1	978
	M-MDLRT4872L	48"	72"	88	10.1	1003
L-Return Radius Front Worksurface, T-Mold, Right-Handed, 36" D	M-MDLRT3660R	36"	60"	59	6.4	914
	M-MDLRT3666R	36"	66"	65	7.6	935
	M-MDLRT3672R	36"	72"	72	7.6	960
L-Return Radius Front Worksurface, T-Mold, Right-Handed, 42" D	M-MDLRT4260R	42"	60"	67	7.4	937
	M-MDLRT4266R	42"	66"	73	8.7	959
	M-MDLRT4272R	42"	72"	80	8.7	981
L-Return Radius Front Worksurface, T-Mold, Right-Handed, 48" D	M-MDLRT4860R	48"	60"	75	8.5	960
	M-MDLRT4866R	48"	66"	81	10.1	978
	M-MDLRT4872R	48"	72"	88	10.1	1003

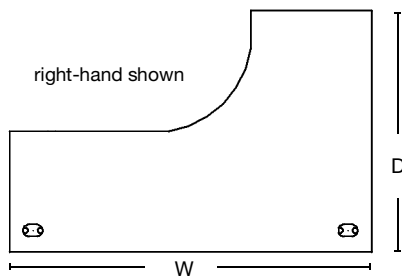
L-Return Radius Front Worksurface: Edgeband

Includes

- L-return radius front worksurface

Notes

- Worksurfaces 72" or above require middle support unless specified with a modesty panel.
- Grain direction runs along width (directional laminates only).
- Cannot be supported with O-Leg Support.
- **Add suffix "N" to a model number for no grommets, no upcharge. Example: M-MDWRT2424N**



Description	Model	D	W	Wt.	Cubes	List
L-Return Radius Front Worksurface, Edgeband, Left-Handed, 36" D	M-MDLRE3660L	36"	60"	59	6.4	996
	M-MDLRE3666L	36"	66"	65	7.6	1018
	M-MDLRE3672L	36"	72"	72	7.6	1045
L-Return Radius Front Worksurface, Edgeband, Left-Handed, 42" D	M-MDLRE4260L	42"	60"	67	7.4	1021
	M-MDLRE4266L	42"	66"	73	8.7	1043
	M-MDLRE4272L	42"	72"	80	8.7	1070
L-Return Radius Front Worksurface, Edgeband, Left-Handed, 48" D	M-MDLRE4860L	48"	60"	75	8.5	1045
	M-MDLRE4866L	48"	66"	81	10.1	1068
	M-MDLRE4872L	48"	72"	88	10.1	1089
L-Return Radius Front Worksurface, Edgeband, Right-Handed, 36" D	M-MDLRE3660R	36"	60"	59	6.4	996
	M-MDLRE3666R	36"	66"	65	7.6	1018
	M-MDLRE3672R	36"	72"	72	7.6	1045
L-Return Radius Front Worksurface, Edgeband, Right-Handed, 42" D	M-MDLRE4260R	42"	60"	67	7.4	1021
	M-MDLRE4266R	42"	66"	73	8.7	1043
	M-MDLRE4272R	42"	72"	80	8.7	1070
L-Return Radius Front Worksurface, Edgeband, Right-Handed, 48" D	M-MDLRE4860R	48"	60"	75	8.5	1045
	M-MDLRE4866R	48"	66"	81	10.1	1068
	M-MDLRE4872R	48"	72"	88	10.1	1089

Left Linear J Worksurface: Edgeband

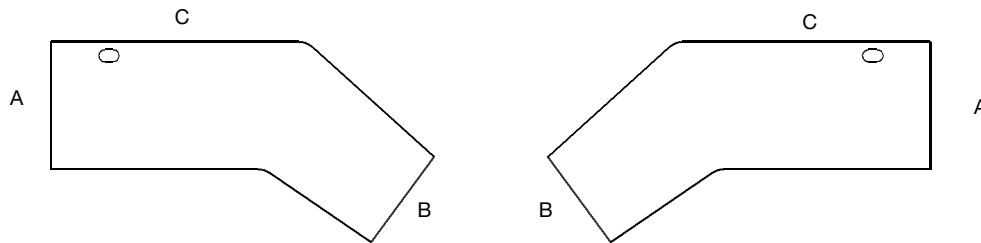
Includes

- Left Linear J Worksurface.

Notes

- Worksurfaces 72" or above require middle support unless specified with a modesty panel or external support channel.
- Grain direction runs along width (directional laminates only).
- Add suffix "N" to a model number for no grommets, no upcharge. Example: M-MDWRT2424N

Description	Model	Length A	Length B	Length C	Wt.	Cubes	List
Left Linear J Worksurface, Edgeband, 24Ax20B	M-MDLJE2460L	24"	20"	60"	42.2	4.1	1000
	M-MDLJE2466L	24"	20"	66"	43.8	4.1	1075
	M-MDLJE2472L	24"	20"	72"	48.2	4.4	1150
	M-MDLJE2478L	24"	20"	78"	51.8	5.3	1225
	M-MDLJE2484L	24"	20"	84"	54.5	5.7	1300
Left Linear J Worksurface, Edgeband, 30Ax24B	M-MDLJE3060L	30"	24"	60"	53.9	5.0	1100
	M-MDLJE3066L	30"	24"	66"	53.6	5.0	1200
	M-MDLJE3072L	30"	24"	72"	59.1	5.5	1300
	M-MDLJE3078L	30"	24"	78"	63.9	6.0	1400
	M-MDLJE3084L	30"	24"	84"	67.7	6.4	1500



Right Linear J Worksurface: Edgeband

Includes

- Right Linear J Worksurface.

Notes

- Worksurfaces 72" or above require middle support unless specified with a modesty panel.
- Grain direction runs along width (directional laminates only).
- Add suffix "N" to a model number for no grommets, no upcharge. Example: M-MDWRT2424N

Description	Model	Length A	Length B	Length C	Wt.	Cubes	List
Right Linear J Worksurface, Edgeband, 24Ax20B	M-MDLJE2460R	24"	20"	60"	42.2	4.1	1000
	M-MDLJE2466R	24"	20"	66"	43.8	4.1	1075
	M-MDLJE2472R	24"	20"	72"	48.2	4.4	1150
	M-MDLJE2478R	24"	20"	78"	51.8	5.3	1225
	M-MDLJE2484R	24"	20"	84"	54.5	5.7	1300
Right Linear J Worksurface, Edgeband, 30Ax24B	M-MDLJE3060R	30"	24"	60"	53.9	5.0	1100
	M-MDLJE3066R	30"	24"	66"	53.6	5.0	1200
	M-MDLJE3072R	30"	24"	72"	59.1	5.5	1300
	M-MDLJE3078R	30"	24"	78"	63.9	6.0	1400
	M-MDLJE3084R	30"	24"	84"	67.7	6.4	1500



REFERENCE

EMERGE

PREFIX

WORKSURFACES

SURPASS

PREPARE

STORAGE

ACCESSORIES

SEATING

INDEX


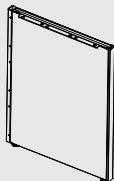
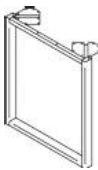
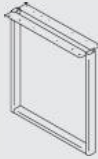

Worksurface Support Legs

Includes

- Legs and attaching hardware.

Notes

- Order gussets and modesties separately. (For end panel legs only).
- Must use rectangular edgebanded worksurfaces with O-Legs.
- Panel mount brackets are sold separately.

Description	Model	W	Wt.	Cubes	List
E End Panel Leg 12", 24", 30" wide  	M-MDEP12	12"	15	2.3	175
	M-MDEP24	24"	25	2.7	210
	M-MDEP30	30"	30	3.1	225
O O-Leg 20", 24", 30" wide 	M-SL2028O	20"	15	3.6	290
	M-SL2428O	24"	17	3.6	300
	M-SL3028O	30"	19	5.3	310
S0 Shared O-Leg 12", 20", 24", 30" wide 	M-SL1228SL	12"	7.0	0.5	280
	M-SL2028SL	20"	16.5	3.6	300
	M-SL2428SL	24"	18.7	3.6	320
	M-SL3028SL	30"	20.9	5.3	340
S0S Support Leg 24", 30" wide 	M-MDSL2429	24"	25	1.1	190
	M-MDSL3029	30"	25	1.1	300




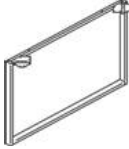
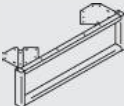
Worksurface Support Legs

Includes

- 1 Support Leg, support bracket and hardware.

Notes

- Must use rectangular edgebanded worksurfaces with O-Legs.

	Description	Model	W	Wt.	Cubes	List
CS	Shared C-Leg Support Leg	M-MDSL29	18"	18"	1.5	300
						
	Standing Height O-Leg 24", 30" wide	M-SL2441O M-SL3041O	24" 30"	16 17	5.2 6.4	420 480
						
SSO	Shared Standing Height O-Leg 24", 30" wide	M-SL2441SL M-SL3041SL	24" 30"	16 17	5.2 6.4	450 510
						
OD	Double Depth O-Leg 48", 60" wide	M-SL4828O M-SL6028O	48" 60"	18 17	7.0 8.6	550 625
						
OSS	O-Leg Stanchion 20", 24", 30" wide	M-SCAW6520 M-SCAW6524 M-SCAW6530	20" 24" 30"	5 6 7	0.9 0.9 0.9	200 220 240
						

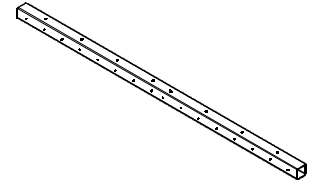
External Table Top Support Channel

Includes

- Support Channel

Notes

- See table below.
- Can be added to any surface for additional support.
- Counts as a center support.



Description	Model	Wt.	Cubes	List
External Table Top Sup Chnl 30"	M-PPSC42	5.8	0.4	170
External Table Top Sup Chnl 36"	M-PPSC48	5.8	0.4	175
External Table Top Sup Chnl 41"	M-PPSC54	6.6	0.4	225
External Table Top Sup Chnl 48"	M-PPSC60	8.3	0.5	230
External Table Top Sup Chnl 60"	M-PPSC72	9.9	0.5	240
External Table Top Sup Chnl 72"	M-PPSC84	11.5	0.5	250

External Support Channel Selection Guide					
SUPPORT COMBINATION		Worksurface Width for Rectangle			
SUPPORT 1	SUPPORT 2	72"	66"	60"	54"
O-Leg	O-Leg	M-PPSC72	M-PPSC60	M-PPSC60	M-PPSC54
O-Leg	Full End panel with Gusset	M-PPSC72	M-PPSC60	M-PPSC60	M-PPSC54
Full End panel with Gusset	Full End panel with Gusset	M-PPSC72	M-PPSC60	M-PPSC60	M-PPSC54
O-Leg	Pedestal	M-PPSC60	M-PPSC60	M-PPSC54	
Pedestal	Full End panel with Gusset	M-PPSC60	M-PPSC60		
Pedestal	Pedestal				
O-Leg	2H Lat/PS				
Pedestal	2H Lat/PS				
Full End panel with Gusset	2H Lat/PS				

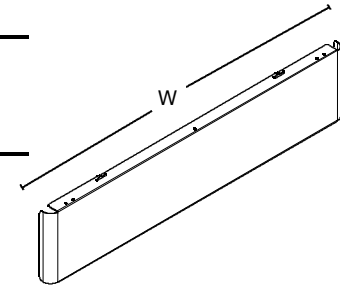
Peninsula Modesty Panels

Includes

- Modesty panel and mounting hardware.

Notes

- Can be used on any shape peninsula
- Can be mounted in multiple locations to allow for keyboard tray or pencil drawer.
- 8 ½" high.



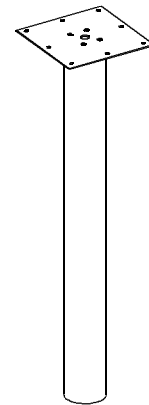
Description	Model	W	Wt.	Cubes	List
Peninsula Modesty Panel	M-MDPM54	54"	12.4	2.2	410
	M-MDPM60	60"	13.2	2.5	433
	M-MDPM66	66"	14.8	2.8	449
	M-MDPM72	72"	16.4	3.1	471

Peninsula Column Leg

Includes

- 1 Peninsula Column Leg

Notes



Description	Model	W	Wt.	Cubes	List
Peninsula Column Leg	M-MDPC29	12"	28	1.0	130

Return Bracket

Includes

- Flat Bracket, modesty panel-to-end-panel bracket.

Notes

- Connects return worksurface and modesty panel to end panels and perpendicular worksurface (non-handed).



Description	Model	W	Wt.	Cubes	List
Maxon Desking Return Kit Support	M-MDCRK29	■	6	.4	110

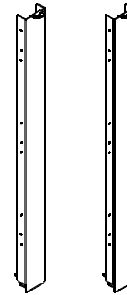
Bridge Bracket

Includes

- 2 flat brackets, 2 modesty panel-to-end-panel brackets.

Notes

- Connects bridge worksurfaces and modesty panel to end panels and worksurfaces that are perpendicular to the bridge worksurface.



Description	Model	W	Wt.	Cubes	List
Maxon Desking Bridge Kit Support	M-MDCBK29	■	10	.4	175

Corner Leg

Includes

- Corner Leg

Notes

- Attaches two modesty panels at rear of corner desk.



Description	Model	W	Wt.	Cubes	List
Maxon Desking Corner Leg Support	M-MDCDL29	■	7	.4	110

Flat Brackets

Includes

- 1 Flat Bracket

Notes

- Grey finish only.

Description	Model	W	Wt.	Cubes	List
24" Flat Bracket	M-FB24	24"	3	0.3	57
30" Flat Bracket	M-FB30	30"	5	0.8	77



Gusset Bracket

Includes

- 1 Gussett Bracket Set (2 brackets, 1 right-handed and 1 left-handed)

Notes

Description	Model	Wt.	Cubes	List
Gussett Bracket	M-MDPG	5	0.6	100

Gussett Bracket

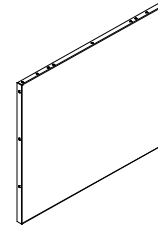


Full Modesty Panel - Standard

Includes

- Full modesty panel and hardware

Notes



Description	Model	W	Wt.	Cubes	List
Full Modesty Panel	M-MDMP24FP	24"	8	2.1	130
	M-MDMP30FP	30"	10	2.6	140
	M-MDMP36FP	36"	12	3.1	155
	M-MDMP42FP	42"	13	3.6	160
	M-MDMP48FP	48"	14	4.0	165
	M-MDMP54FP	54"	16	4.5	175
	M-MDMP60FP	60"	17	5.0	180
	M-MDMP66FP	66"	19	5.5	190
	M-MDMP72FP	72"	20	7.4	200

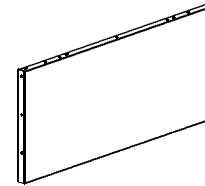
Half Modesty Panel - Standard

Includes

- Half modesty panel and hardware

Notes

- Height of modesty is 14".



Description	Model	W	Wt.	Cubes	List
Half Modesty Panel	M-MDMP24HP	24"	6	2.1	120
	M-MDMP30HP	30"	8	2.6	130
	M-MDMP36HP	36"	10	3.1	145
	M-MDMP42HP	42"	11	3.6	150
	M-MDMP48HP	48"	12	4.0	155
	M-MDMP54HP	54"	14	4.5	165
	M-MDMP60HP	60"	15	5.0	170
	M-MDMP66HP	66"	17	5.5	180
	M-MDMP72HP	72"	18	7.4	190

Panel Mount Bracket - Standard

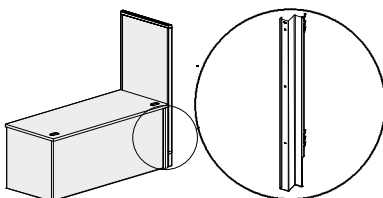
Includes

- 1 Panel Mount Bracket, Right or Left Hand. Additional Corner Worksurface Bracket included.

Notes

- Connects a standard modesty panel to a systems panel.
- Choose right or left-handed; hand of bracket is the hand of the surface you're attaching to, when facing the surface.
- Additional bracket is sold with kit to secure the front edge of the surface to the panel.

Description	Model	Wt.	Cubes	List
Panel Mount Bracket	M-MDPMBLH	3	0.2	118
	M-MDPMBRH	3	0.2	118



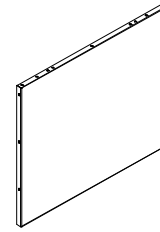
Full Modesty Stand-Alone Corner

Includes

- Full modesty stand-alone corner support and hardware

Notes

- Stand-alone corner modesty panels are used only when one or both sides of a corner or corner cove worksurface are freestanding and NOT attached to another worksurface.



Description	Model	W	Wt.	Cubes	List
Full Modesty Stand Alone Corner	M-MDMPC36F	36"	12	3.1	170
	M-MDMPC42F	42"	13	3.6	180
	M-MDMPC48F	48"	14	4.0	190
	M-MDMPC60F	60"	17	5.0	200
	M-MDMPC72F	72"	20	7.4	220

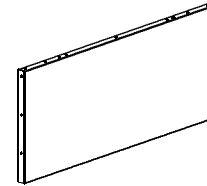
Half Modesty Stand-Alone Corner

Includes

- Half modesty stand-alone corner support and hardware

Notes

- Height of modesty is 14".



Description	Model	W	Wt.	Cubes	List
Half Modesty Stand Alone Corner	M-MDMPC36H	36"	62	3.1	160
	M-MDMPC42H	42"	63	3.6	170
	M-MDMPC48H	48"	65	4.0	180
	M-MDMPC60H	60"	15	5.0	190
	M-MDMPC72H	72"	18	7.4	210

Panel Mount Bracket - Stand-Alone Corner

Includes

- 1 Panel Mount Bracket, Right or Left Hand. Additional Corner Worksurface Bracket included.

Notes

- Connects a stand-alone corner modesty panel to a systems panel.
- Choose right or left-handed; hand of bracket is the hand of the surface you're attaching to, when facing the surface.
- Additional bracket is sold with kit to secure the front edge of the surface to the panel.

Description	Model	Wt.	Cubes	List
Panel Mount Bracket	M-MDCWD29L	5	0.4	122
	M-MDCWD29R	5	0.4	122



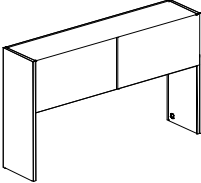
Hutch with Open Lower Back

Includes

- Hutch with open lower back and hardware.

Notes

- Hutch comes with brackets that mount to the worksurface. The width of the hutch and surface/surfaces must match.
- Overall hutch height is 34^{5/8}

Description	Model	W	Wt.	Cubes	List
	M-MDHO1536E	36"	59	3.1	1072
	M-MDHO1542E	42"	63	3.1	1139
	M-MDHO1548E	48"	67	3.9	1195
	M-MDHO1560E	60"	76	4.7	1535
	M-MDHO1566E	66"	81	5.1	1586
	M-MDHO1572E	72"	87	5.1	1645

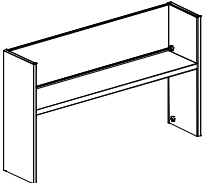
Open Shelf Hutch with Open Lower Back

Includes

- Open shelf hutch with open lower back and hardware.

Notes

- Hutch comes with brackets that mount to the worksurface. The width of the hutch and surface/surfaces must match.
- Overall hutch height is 36^{1/8}.

Description	Model	W	Wt.	Cubes	List
	M-MDSO36E	36"	34	5.1	725
	M-MDSO42E	42"	35	5.8	763
	M-MDSO48E	48"	37	6.6	796
	M-MDSO60E	60"	41	8.1	868
	M-MDSO66E	66"	44	8.9	904
	M-MDSO72E	72"	46	9.7	941

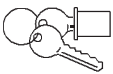

Hutch Lock

Includes

- Each M-LC1 kit includes one core and core removal tool, two keys and instructions.

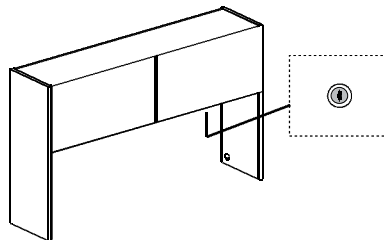
Notes

- Order required quantity of M-LC1 Kits and specify key number between 101 and 225 for each keyed-alike group.

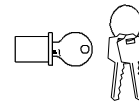
Description	Model	Wt.	Cubes	List
 Lock Core Kit	M-LC	0.1	0.1	34
 Master Key (1)	M-MK	0.1	0.1	21

Example

Hutch Lock shown in application.



Lock is underneath door.



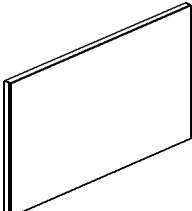
Hutch Tackboard

Includes

- Tackboard for hutch.

Notes

- Must be used with a hutch.
- Can be used with hutch accessory rail as well.

Description	Model	W	Wt.	Cubes	Grade A List	Grade B Upcharge
 Tackboard for Hutch	M-MDHT1536	36"	9.0	1.7	337	353
	M-MDHT1542	42"	10.0	2.0	357	373
	M-MDHT1548	48"	11.0	2.3	368	384
	M-MDHT1560	60"	13.0	2.8	396	414
	M-MDHT1566	66"	14.0	3.1	418	437
	M-MDHT1572	72"	15.0	1.7	428	447

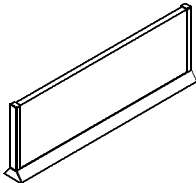
Desk Mounted Fabric Screen & Return Fabric Screen

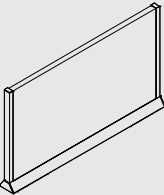
Includes

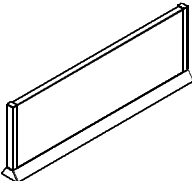
- Fabric screen and hardware

Notes

- Screens are fastened to the edge of the worksurface. Screen can be the same size or smaller that the worksurface it is being attached to.
- Return screens are used perpendicular to standard desk screens.
- Return screens are 2" short of nominal so as not to interfere with the primary desk screen.

Description	Model	H	W	Wt.	Cubes	Grade A List	Grade B Upcharge
	M-MDDS1324F	13"	24"	4.5	1.0	676	692
	M-MDDS1330F	13"	30"	5.0	2.2	693	709
	M-MDDS1336F	13"	36"	5.5	2.5	763	779
	M-MDDS1342F	13"	42"	7.0	3.1	783	799
	M-MDDS1348F	13"	48"	8.0	3.4	799	815
	M-MDDS1354F	13"	54"	9.0	4.4	817	833
	M-MDDS1360F	13"	60"	9.0	2.2	835	851

Description	Model	H	W	Wt.	Cubes	Grade A List	Grade B Upcharge
	M-MDDS2024F	20"	24"	4.5	1.9	702	718
	M-MDDS2030F	20"	30"	5.0	2.2	720	736
	M-MDDS2036F	20"	36"	5.5	2.5	791	807
	M-MDDS2042F	20"	42"	7.0	3.1	809	825
	M-MDDS2048F	20"	48"	8.0	3.4	825	841
	M-MDDS2054F	20"	54"	9.0	4.4	844	860
	M-MDDS2060F	20"	60"	9.0	2.2	861	877

	Desk Mounted Return Fabric Screen	M-MDRS1324F	13"	22"	4.5	1.0	676	692
		M-MDRS1330F	13"	28"	5.0	2.2	693	709
		M-MDRS2024F	20"	22"	4.5	1.9	702	718
		M-MDRS2030F	20"	28"	5.0	2.2	720	736

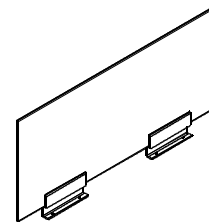
Desk Mounted Glass Screen

Includes

- Privacy screen.
- Attachment brackets.

Notes

- Can be used on Maxon Height-Adjustable Base.
- Above Privacy Screen attaches to top of work surface.



Description	Model	H	W	Wt.	Cubes	List
Desk Dividing Screen 12Hx30W	M-MDDD1230FT	13"	30"	13.0	1.5	560
Desk Dividing Screen 12Hx36W	M-MDDD1236FT	13"	36"	15.0	1.8	620
Desk Dividing Screen 12Hx42W	M-MDDD1242FT	13"	42"	18.0	2.3	700
Desk Dividing Screen 12Hx48W	M-MDDD1248FT	13"	48"	20.0	2.3	760
Desk Dividing Screen 12Hx54W	M-MDDD1254FT	13"	54"	22.0	2.8	830
Desk Dividing Screen 12Hx60W	M-MDDD1260FT	13"	60"	24.0	2.8	900

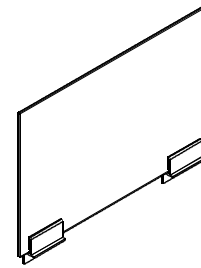
Desk Mounted Return Glass Screens

Includes

- Privacy screen and attachment brackets.

Notes

- Attaches to top and side of work surface with adhesive banding.
- Brackets intended to be attached between users sitting side-by-side, and will create 1/8" separation between worksurfaces.
- Above Screens must attach to edge and top of surface.



Description	Model	H	W	Wt.	Cubes	List
Maxon Desk Divd Return Screen 12Hx20W	M-MDDR1220FT	12"	20"	13.0	1.3	440
Maxon Desk Divd Return Screen 12Hx24W	M-MDDR1224FT	12"	24"	16.0	1.3	500
Maxon Desk Divd Return Screen 12Hx30W	M-MDDR1230FT	12"	30"	18.0	1.6	540
Maxon Desk Divd Return Screen 12Hx36W	M-MDDR1236FT	12"	36"	20.0	1.9	600

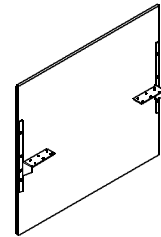
Desk Dividing Full Privacy Screens

Includes

- Privacy screen.
- Attachment brackets.

Notes

- Can be used on Maxon Height-Adjustable Base.
- Screen extends 13" above & 13" below the worksurface.
- Attachment bracket extend 2" into the work surface.



Description	Model	H	W	Wt.	Cubes	List
Desk Full Privacy Screens 28Hx36W	M-MDFPS2830FT	28"	30"	6	6.3	1000
Desk Full Privacy Screens 28Hx36W	M-MDFPS2836FT	28"	36"	6	6.3	1200
Desk Full Privacy Screens 28Hx42W	M-MDFPS2842FT	28"	42"	6	6.3	1300
Desk Full Privacy Screens 28Hx48W	M-MDFPS2848FT	28"	48"	8	8.2	1400
Desk Full Privacy Screens 28Hx54W	M-MDFPS2854FT	28"	54"	9	8.6	1600
Desk Full Privacy Screens 28Hx60W	M-MDFPS2860FT	28"	60"	9	8.6	1700


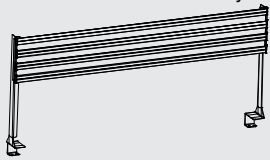
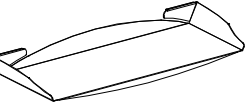
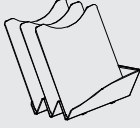
ABOVE-BELOW PRIVACY SCREEN SELECTION CHART

SUPPORT COMBINATION		TOP SIZE						
SUPPORT 1	SUPPORT 2	72"	66"	60"	54"	48"	42"	36"
O-Leg	O-Leg	M-MDFPS2860FT	M-MDFPS2854FT	M-MDFPS2848FT	M-MDFPS2842FT	M-MDFPS2836FT	M-MDFPS2830FT	
O-Leg	Pedestal	M-MDFPS2854FT	M-MDFPS2848FT	M-MDFPS2842FT	M-MDFPS2836FT	M-MDFPS2830FT		
O-Leg	Full End panel	M-MDFPS2848FT	M-MDFPS2842FT	M-MDFPS2836FT	M-MDFPS2830FT			
Full End panel	Full End panel	M-MDFPS2836FT	M-MDFPS2830FT					
Pedestal	Pedestal	M-MDFPS2836FT	M-MDFPS2830FT					
Pedestal	Full End panel	M-MDFPS2836FT	M-MDFPS2830FT					
O-Leg	2H 30" Lat/PS	M-MDFPS2836FT	M-MDFPS2830FT					
Pedestal	2H 30" Lat/PS							
Full End panel	2H 30" Lat/PS							
HAT	HAT	M-MDFPS2860FT	M-MDFPS2854FT	M-MDFPS2848FT	M-MDFPS2842FT	M-MDFPS2836FT		

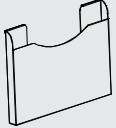
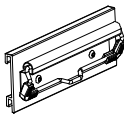


Accessories

Notes

- The Hutch Accessory Rail is 5" high and provides a continuous full-width slot for mounting personal accessory components.
- Fabric Screen Accessory Rails cannot be used back to back on the same screen.
- Diagonal trays are non-handed.
- Accessories will fit on either the Hutch or Fabric Screen accessory rail.
- Desk Mounted Accessory rail can be used with fabric screens.

Description	Model	H	W	Wt.	Cubes	List
	M-MDPAR36	5"	36"	7.0	1.0	208
	M-MDPAR42	5"	42"	7.5	1.1	216
	M-MDPAR48	5"	48"	8.0	1.2	233
	M-MDPAR54	5"	54"	9.0	1.3	249
	M-MDPAR60	5"	60"	9.0	1.4	261
	M-MDPAR66	5"	66"	9.5	1.5	270
	M-MDPAR72	5"	72"	10.0	1.6	287
	M-MDAR24	13"	24"	5.0	0.2	281
	M-MDAR30	13"	30"	6.0	0.3	305
	M-MDAR36	13"	36"	7.0	0.3	323
	M-MDAR42	13"	42"	8.0	0.4	344
	M-MDAR48	13"	48"	9.0	0.4	371
Personal Shelf	M-PS21	1.7"	21.6"	3	0.5	139
	M-LT	1.7"	13"	2	0.5	136
Binder Bin	M-SB	8.5"	5.2"	3	0.8	136
	M-DT	8.5	4.5	2	0.3	188

Accessories Continued...

Description	Model	H	W	Wt.	Cubes	List
File Pocket 	M-FP	8.9"	12"	2	0.3	139
Paper Clip 	M-CLIP2	1.9"	5"	1	0.2	139
Small Paper Clip Tray 	M-SMTRAY	1.8"	6.8"	1	0.1	97
Tool Box 	M-TB	5.25"	5"	1	0.2	108

REFERENCE

EMERGE

PREFIX

WORKSURFACES

SURPASS

PREPARE

STORAGE

ACCESSORIES

SEATING

INDEX

Wire Management Trays

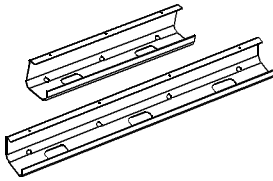
Includes

- Tray and mounting hardware

Notes

- Wire management trays are screwed to the underside of the worksurface.
- Used to manage computer cords, phone cords, etc.

Description	Model	W	H	D	Wt.	Cubes	List
Wire Management Tray	M-MDWMT24	24"	4"	4"	2	0.4	117
	M-MDWMT36	36"	4"	4"	3	0.5	134



Electrical Jumper

Includes

- Electrical Jumper
- 4 wires, 2 circuits, each circuit is rated at 20 Amps each

Notes

- Connects one receptacle block to another
- Each jumper is rated at 15 amps

Description	Model	L	Wt.	Cubes	List
Electrical Jumper	M-MDEJ6	6"	2.5	0.2	91
	M-MDEJ12	12"	3.0	0.2	104
	M-MDEJ18	18"	3.5	0.2	123
	M-MDEJ24	24"	4.0	0.3	135
	M-MDEJ30	30"	4.5	0.3	153
	M-MDEJ36	36"	4.8	0.4	167
	M-MDEJ42	42"	5.0	0.4	180
	M-MDEJ48	48"	5.3	0.0	197
	M-MDEJ54	54"	5.5	0.6	211
	M-MDEJ60	60"	5.0	0.6	228
	M-MDEJ66	66"	5.25	0.7	241
	M-MDEJ72	72"	5.5	0.7	259
	M-MDEJ78	78"	5.8	0.8	272
	M-MDEJ84	84"	6.0	0.8	286
	M-MDEJ90	90"	6.3	0.8	303




Electrical Power Feeds

Includes

- Electrical power feed
- 4 wires, 2 circuits, 20 Amps each

Notes




- Feeds power to receptacle blocks

Description	Model	L	Wt.	Cubes	List
	M-MDEPF36	36"	4.5	0.4	160
	M-MDEPF48	48"	5.3	0.5	179
	M-MDEPF60	60"	5.0	0.6	197
	M-MDEPF72	72"	5.5	0.7	211
	M-MDEPF96	96"	6.3	0.7	236
	M-MDEPF144	144"	9.8	0.7	308
Metal Conduit	M-MDMAINFEED72	72"	1.6	0.3	200
	M-MDMAINFEED156	156"	3.5	0.3	300

Electrical Power Connectors

Includes

- Electrical power connector - 4 way "H"
- 4 wires, 2 circuits, 20 Amps each

Description	Model	Wt.	Cubes	List
Power Connector	M-MDEC4	0.5	0.1	40
				
8 Wire to 4 Wire Connector	M-MDA8TO4CON	1.4	0.1	200
				
Duplex to Duplex Connector	M-MDMADCON	0.1	0.1	40
				

Electrical Power Receptacle and Clip

Includes

- Electrical power receptacle or clip
- A clip is required for each receptacle
- 4 wires, 2 circuits, 20 Amps each

Description	Model	Wt.	Cubes	List
Power Receptacle Circuit 1	M-MDER1	1	0.1	101



Description	Model	Wt.	Cubes	List
Power Receptacle Circuit 2	M-MDER2	1	0.1	101



Description	Model	Wt.	Cubes	List
Power Receptacle Clip	M-MDEC	0.3	0.1	11



Electrical Management Power Pole

Includes

- 2" x 2" pole (two pieces), bottom trim, connecting pins, top ceiling trim and hardware.

Notes

- The Power Pole routes cables from floor to ceiling (123" high)
- Power Poles can hold up to 24 Cat 5E or Cat 6 cables (up to 18 if power and data in the same pole).
- A separate (empty) Power Pole for data cables is recommended.

Description	Model	Wt.	Cubes	List
Power Pole	M-MDPP	12.7	0.9	528



Electrical Management J-Hook

Includes

- M-MDJC - 1 J-Hook, 2 mounting screws
- M-MDJC12 - 12 pack J-Hooks, 2 mounting screws per hook

Notes

- J-Hooks are black

Description	Model	Wt.	Cubes	List
J-Hook	M-MDJC	0.1	0.3	33
	M-MDJC12	0.12	0.3	124



Electrical Accessories

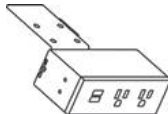
Notes

- M-PWRMOD - Color finishes available: Flint and White
- M-COMDOME2 - Color finish available: Loft

Description	Model	Wt.	Cubes	List
O-Leg Wire Clip	M-WMCLIPSM (4-Pack)	0.1	0.5	75
	M-WMCLIPLG (8-Pack)	0.1	0.8	125



Description	Model	Wt.	Cubes	List
2 Receptacles 1 USB Under Worksurface Mt (Shown)	M-PWRMOD2UWM	2.3	0.2	550
3 Receptacles 1 USB Under Worksurface Mt	M-PWRMOD3UWM	2.3	0.2	380



Description	Model	Wt.	Cubes	List
2 Receptacles 2 Data Accessory	M-COMDOME2	2.5	0.2	400





- REFERENCE
- EMERGE
- PREFIX
- WORKSURFACES
- SURPASS
- PREPARE
- STORAGE
- ACCESSORIES
- SEATING
- INDEX



PREPARE™

Maxon introduces PREPARE, our line of teaming and tasking tables. PREPARE means:

- Height adjustable tops and bases. A variety of rectangular worksurface sizes work with select base styles.
- Versatility. Use PREPARE as a single unit or specify tables together for conferencing needs. For conference tables, choose "X" or "T" style base. Teaming tables feature legs with castors, allowing them to move with the changes in your environment.
- Variety. Choose from a number of shapes and sizes to expand your worksurface areas.
- Harmony. PREPARE works well with Maxon systems; PREFIX, EMERGE and SURPASS.

All PREPARE tables offer:

- High pressure laminate (HPL) surfaces. Durability providing for extended performance and usage.
- Steel leg construction.

List prices include core paint and laminate options, offered with edgeband edge only.

Table Capabilities

Table Tops	Seating Capacity	Table Tops	Seating Capacity
Round		Rectangle	
30" Round.....	2	24" x 36" Rectangle.....	1
36" Round.....	4	24" x 48" Rectangle.....	2
42" Round.....	4	24" x 60" Rectangle.....	2
48" Round.....	5	24" x 72" Rectangle.....	3
Square		30" x 48" Rectangle.....	4
30" Square.....	2	30" x 60" Rectangle.....	4
36" Square.....	4	30" x 72" Rectangle.....	6
42" Square.....	4	36" x 48" Rectangle.....	4
48" Square.....	4	36" x 60" Rectangle.....	4
		36" x 72" Rectangle.....	6
		36" x 84" Rectangle.....	6
		36" x 96" Rectangle.....	8
		48" x 60" Rectangle.....	6
		48" x 72" Rectangle.....	6
		48" x 84" Rectangle.....	8
		48" x 96" Rectangle.....	8

Prices effective January 4, 2016. Information in this pricebook is accurate as of January 4, 2016. The pricebook is updated monthly. Go to www.MaxonEdge.com to find the most current pricing information in the electronic pricebook. Information is updated monthly in CAD and GLZA. Maxon recommends updating 20-20 Technologies software every month.

*Fabrics, Laminates, Paints and upcharges associated with each are now outlined in the front of the pricebook. A guide on "How to Specify" product has also been added to the beginning.

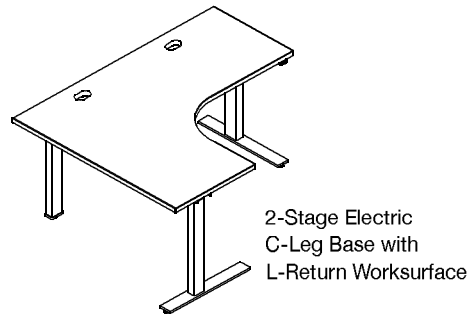
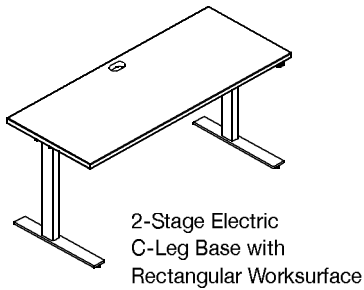
Clearance Dimensions

	"T" Table Base			"X" Table Base
	E1	W	E2	E2
Approximate dimensions shown in inches	Edge of table to outside of leg	Between Legs	Edge of table to outside of leg	
30" Round	—	—	—	13 $\frac{3}{4}$ "
36" Round	—	—	—	16 $\frac{3}{4}$ "
42" Round	—	—	—	19 $\frac{3}{4}$ "
48" Round	—	—	—	22 $\frac{3}{4}$ "
30" Square	—	—	—	13 $\frac{3}{4}$ "
36" Square	—	—	—	16 $\frac{3}{4}$ "
42" Square	—	—	—	19 $\frac{3}{4}$ "
48" Square	—	—	—	22 $\frac{3}{4}$ "
24" x 36" Rectangle	1"	31"	10 $\frac{5}{8}$ "	—
24" x 48" Rectangle	1"	43"	10 $\frac{5}{8}$ "	—
24" x 60" Rectangle	1"	55"	10 $\frac{5}{8}$ "	—
24" x 72" Rectangle	1"	67"	10 $\frac{5}{8}$ "	—
30" x 48" Rectangle	1"	43"	13 $\frac{5}{8}$ "	—
30" x 60" Rectangle	1"	55"	13 $\frac{5}{8}$ "	—
30" x 72" Rectangle	1"	67"	13 $\frac{5}{8}$ "	—
36" x 48" Rectangle	1"	42"	16 $\frac{5}{8}$ "	—
36" x 60" Rectangle	9"	38"	16 $\frac{5}{8}$ "	—
36" x 72" Rectangle	9"	50"	16 $\frac{5}{8}$ "	—
36" x 84" Rectangle	17"	46"	16 $\frac{5}{8}$ "	—
36" x 96" Rectangle	17"	58"	16 $\frac{5}{8}$ "	—
48" x 60" Rectangle	9"	38"	22 $\frac{5}{8}$ "	—
48" x 72" Rectangle	9"	50"	22 $\frac{5}{8}$ "	—
48" x 84" Rectangle	15"	50"	22 $\frac{5}{8}$ "	—
48" x 96" Rectangle	17"	58"	22 $\frac{5}{8}$ "	—

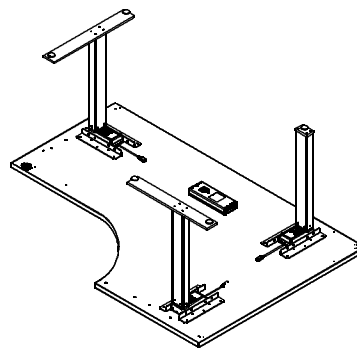
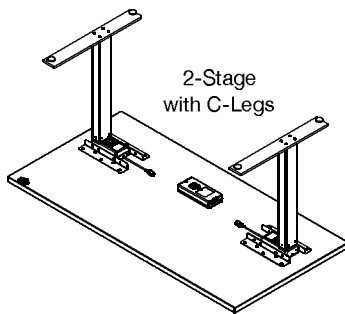
Base Style:	2-Stage C-Leg Base			
Dimension Location:	E1	W1	W2	E2
PREPARE Top: (Surface dimensions are nominal. Actual widths are reduced by 2")	Edge of table to outside of leg	Between legs	Between legs	Edge of table to the outside of leg
24" x 48" Rectangle	2 $\frac{3}{8}$ "	37 $\frac{1}{4}$ "	—	12 $\frac{7}{8}$ "
24" x 54" Rectangle	2 $\frac{3}{8}$ "	43 $\frac{1}{4}$ "	—	12 $\frac{7}{8}$ "
24" x 60" Rectangle	2 $\frac{3}{8}$ "	49 $\frac{1}{4}$ "	—	12 $\frac{7}{8}$ "
24" x 66" Rectangle	2 $\frac{3}{8}$ "	55 $\frac{1}{4}$ "	—	12 $\frac{7}{8}$ "
24" x 72" Rectangle	2 $\frac{3}{8}$ "	61 $\frac{1}{4}$ "	—	12 $\frac{7}{8}$ "
30" x 48" Rectangle	2 $\frac{3}{8}$ "	37 $\frac{1}{4}$ "	—	17 $\frac{7}{8}$ "
30" x 54" Rectangle	2 $\frac{3}{8}$ "	43 $\frac{1}{4}$ "	—	17 $\frac{7}{8}$ "
30" x 60" Rectangle	2 $\frac{3}{8}$ "	49 $\frac{1}{4}$ "	—	17 $\frac{7}{8}$ "
30" x 66" Rectangle	2 $\frac{3}{8}$ "	55 $\frac{1}{4}$ "	—	17 $\frac{7}{8}$ "
30" x 72" Rectangle	2 $\frac{3}{8}$ "	61 $\frac{1}{4}$ "	—	17 $\frac{7}{8}$ "
60" x 36" L-Return	7 $\frac{3}{8}$ "	42 $\frac{5}{8}$ "	26 $\frac{3}{8}$ "	—
60" x 48" L-Return	7 $\frac{3}{8}$ "	42 $\frac{5}{8}$ "	37 $\frac{3}{8}$ "	—
72" x 36" L-Return	7 $\frac{3}{8}$ "	54 $\frac{5}{8}$ "	26 $\frac{3}{8}$ "	—
72" x 48" L-Return	7 $\frac{3}{8}$ "	54 $\frac{5}{8}$ "	37 $\frac{3}{8}$ "	—

Height-Adjustable Tops and Bases

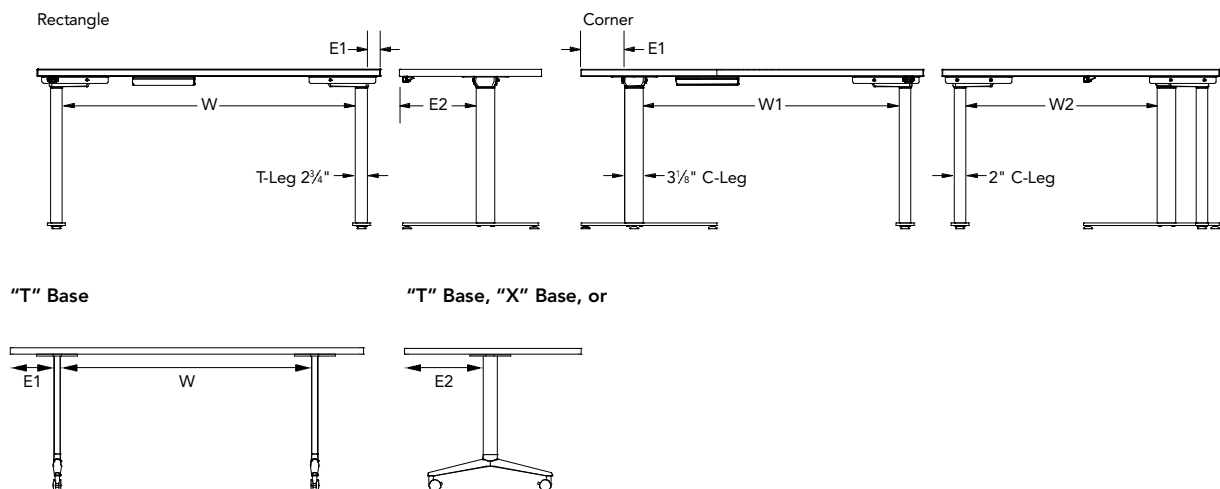
PREPARE™ adjustable-height bases are available in two styles:



Bottom Views



Clearance Dimensions



Height-Adjustable Specification Information

Height-Adjustable Worksurfaces

- Height-adjustable worksurfaces are available in laminate with edgeband.
- Leg range height 27 ¾" - 47 ¾"
- Worksurface dimensions are nominal. Actual widths are reduced by 2" (1" each side). Corner cove depth is nominal, actual is 1" less.
- PREPARE worksurfaces are pre-drilled with mounting location for bases.
- Any open span 60" and greater requires an external support channel. PREPARE corner cove and 66"-72"W rectangular worksurfaces include an external support channel.
- Rectangular worksurface grommet location is limited to center location due to mounting of worksurface supports at each end of the worksurface.
- Load capacity is 300 pounds for 2-leg models and 450 pounds for 3-leg model, including weight of worksurface.

Height-Adjustable Bases

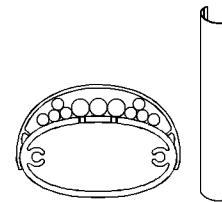
- Electric height-adjustable base units are available in 2 styles: 2-Stage with C-Legs or 2-Stage C-Legs with 3 legs.
- 2-Stage models travel at 1 ½" per second. Motor devices have a continuous cycle time of 2 minutes with an 18 minute rest period before it can be cycled again.
- Control box is powered by 110-120V/60Hz/4A. Standby power is < 0.1 Watts. Power cords on C-Leg models are 10'.
- Pedestals taller than 24 ½" for C-leg models when placed under table will limit range in lowest position.
- Mobile box/file pedestals will clear feet on height adjustable base but will extend past edge of worksurface in that position.
- Moving worksurfaces can collide with other components. It is important to ensure free range of motion prior to operating the table.
- All tables have adjustable glides providing ⅛" adjustment on C-legs.
- The no crossbar design of the C-Leg exceeds knee clearance recommendations and provides optimal undersurface mounting capability.
- 2 Leg pulls 5 amps.
- 3 Leg pulls 8 amps.

Memory Controls

- Optional control box allows for 3 memory set user heights with C-Leg model.

Working with Wire Manager Covers

Wire Manager Covers safely conceal wires and cords to and from the storage compartment. One Wire Manager Cover accommodates up to three power cords and eight data cables to support three PVD Wedges. Cables should be placed side-by-side and be neatly organized to prevent overlapping. Cable quantities listed are at 60% fill ratio.



Cross-Sectional View of Wire Manager Cover Showing Capacity

Combine Table Surfaces and Base Finishes

Table tops are available in laminate and are available with Edgeband. Cast aluminum table bases are available with painted finishes.

PREPARE tables exceed BIFMA Standards and are backed by the Maxon limited lifetime warranty. Die-cast and extruded aluminum components are lightweight, yet highly durable.



REFERENCE

EMERGE

PREFIX

WORKSURFACES

SURPASS

PREPARE

STORAGE

ACCESSORIES

SEATING

INDEX

*Fabrics, Laminates, Paints and upcharges associated with each are now outlined in the front of the pricebook. A guide on "How to Specify" product has also been added to the beginning.

Table Tops - Rectangle

Includes

- Table top.

Notes

- Base sold separately.
- Surfaces over 54" must have an external stiffener added. (See page 225 for model and size).
- Stretcher bars are required on 48" wide surfaces. (See page 225 for details).


Description	Model	D	W	Wt.	Cubes	List
	M-PP2436RE	24"	36"	36.0	2.0	400
	M-PP2448RE	24"	48"	46.0	2.5	450
	M-PP2460RE	24"	60"	53.0	3.1	500
	M-PP2472RE	24"	72"	75.0	3.7	550
	M-PP3048RE	30"	48"	52.0	3.6	475
	M-PP3060RE	30"	60"	63.0	4.5	525
	M-PP3072RE	30"	72"	80.0	5.3	600
	M-PP3648RE	36"	48"	58.0	4.7	580
	M-PP3660RE	36"	60"	73.0	5.9	630
	M-PP3672RE	36"	72"	85.0	6.9	700
	M-PP3684RE	36"	84"	100.0	8.1	850
	M-PP3696RE	36"	96"	116.0	9.4	950
	M-PP4860RE	48"	60"	145.0	6.2	780
	M-PP4872RE	48"	72"	156.0	7.0	830
	M-PP4884RE	48"	84"	167.0	10.1	900
	M-PP4896RE	48"	96"	178.0	11.5	975

Table Tops - Rectangle - Power/Data Port Cut Out

Includes

- Table top.
- Power/ Data Port Cut Out

Notes

- Base sold separately.
- Specify base with "E" suffix.
- Power/ Data Port sold separately.
- Surfaces over 54" must have an external stiffener added. (See page 225 for model and size).
- Stretcher bars are required on 48" wide surfaces. (See page 225 for details).

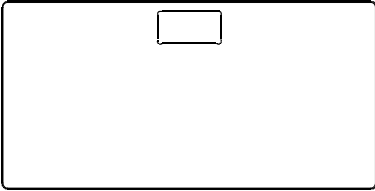
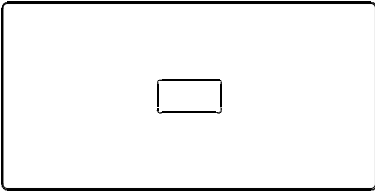

Description	Model	D	W	Wt.	Cubes	List
Rectangle Table Top, 1 Power/ Data Port Cut Out	M-PP2436RE1	24"	36"	36.0	2.0	450
	M-PP2448RE1	24"	48"	46.0	2.5	500
	M-PP2460RE1	24"	60"	53.0	3.1	550
	M-PP2472RE1	24"	72"	75.0	3.7	600
	M-PP3048RE1	30"	48"	52.0	3.6	525
	M-PP3060RE1	30"	60"	63.0	4.5	575
	M-PP3072RE1	30"	72"	80.0	5.3	650
	M-PP3648RE1	36"	48"	58.0	4.7	630
	M-PP3660RE1	36"	60"	73.0	5.9	680
	M-PP3672RE1	36"	72"	85.0	6.9	750
	M-PP3684RE1	36"	84"	100.0	8.1	900
	M-PP3696RE1	36"	96"	116.0	9.4	1000
	M-PP4860RE1	48"	60"	145.0	6.2	830
	M-PP4872RE1	48"	72"	156.0	7.0	880
	M-PP4884RE1	48"	84"	167.0	10.1	950
	M-PP4896RE1	48"	96"	178.0	11.5	1025
Rectangle Table Top, 2 Power/ Data Port Cut Out	M-PP3072RE2	30"	72"	80.0	5.3	700
	M-PP3672RE2	36"	72"	85.0	6.9	800
	M-PP3684RE2	36"	84"	100.0	8.1	950
	M-PP3696RE2	36"	96"	116.0	9.4	1050
	M-PP4872RE2	48"	72"	156.0	7.0	930
	M-PP4884RE2	48"	84"	167.0	10.1	1000
	M-PP4896RE2	48"	96"	178.0	11.5	1075

Table Tops - Round and Square

Includes

- Table top.

Notes

- Base sold separately. (See page 224)

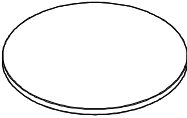
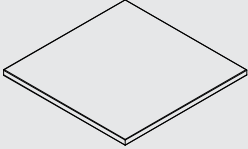
Description	Model	W	Wt.	Cubes	List
Round Table Top 	M-PP30RND	30"	28.0	3.0	500
	M-PP36RND	36"	40.0	3.6	575
	M-PP42RND	42"	56.0	4.5	700
	M-PP48RND	48"	71.0	4.8	800
Square Table Top 	M-PP30SQR	30"	36.0	3.0	400
	M-PP36SQR	36"	50.0	3.6	440
	M-PP42SQR	42"	68.0	4.2	600
	M-PP48SQR	48"	89.0	4.8	675

Table Tops - Round and Square - Power/Data Port Cut Out

Includes

- Table top.

Notes

- Base sold separately. (See page 224)
- Specify base with "E" suffix.
- Power/ Data Port sold separately. (See page 226)

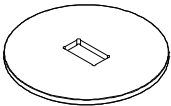
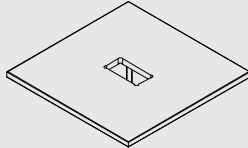
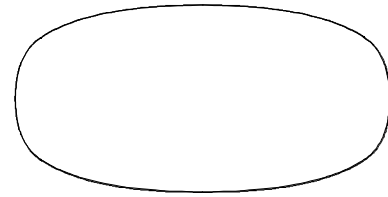
Description	Model	W	Wt.	Cubes	List
Round Table Top - 1 Power/ Data Port Cut Out 	M-PP30RND1	30"	28.0	3.0	625
	M-PP36RND1	36"	40.0	3.6	700
	M-PP42RND1	42"	56.0	4.5	825
	M-PP48RND1	48"	71.0	4.8	925
Square Table Top - 1 Power/ Data Port Cut Out 	M-PP30SQR1	30"	36.0	3.0	525
	M-PP36SQR1	36"	50.0	3.6	565
	M-PP42SQR1	42"	68.0	4.2	725
	M-PP48SQR1	48"	89.0	4.8	800

Table Tops - Oval

Includes

- Table top.



Notes

- Base sold separately. (See page 224)
- Surfaces over 54" must have an external stiffener added. (See page 225 for model and size).
- Stretcher bars are required on 48" wide surfaces. (See page 225 for details).

Description	Model	D	W	Wt.	Cubes	List
Oval Table Top	M-PP3672CO	36"	72"	85.0	6.9	1100
	M-PP4284CO	42"	84"	120.0	8.5	1400
	M-PP4896CO	48"	96"	178.0	11.5	1600

Table Tops - Oval - Power/ Data Port Cut Out

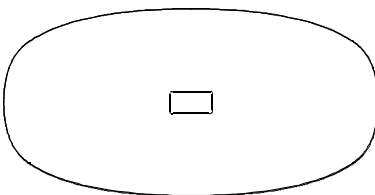
Includes

- Table top.

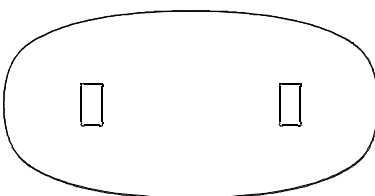
Notes

- Bases sold separately.
- Specify base with "E" suffix.
- Power/ Data Port sold separately. (See page 226)
- Surfaces over 54" must have an external stiffener added. (See page 225 for model and size).
- Stretcher bars are required on 48" wide surfaces. (See page 225 for details).

Description	Model	D	W	Wt.	Cubes	List
Oval Table Top - 1 Power/ Data Port Cut Out	M-PP3672CO1	36"	72"	85.0	6.9	1150
	M-PP4284CO1	42"	84"	120.0	8.5	1450
	M-PP4896CO1	48"	96"	178.0	11.5	1650



Oval Table Top - 2 Power/ Data Port Cut Out	M-PP3672CO2	36"	72"	85.0	6.9	1200
	M-PP4284CO2	42"	84"	120.0	8.5	1500
	M-PP4896CO2	48"	96"	178.0	11.5	1700



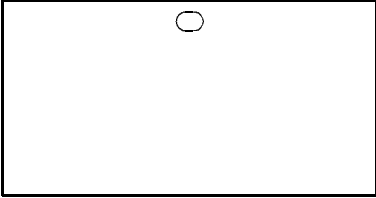
Height-Adjustable Table Tops - Rectangle

Includes

- Height-Adjustable Table Top

Notes

- Order Height Adjustable base separately.
- Widths are 2" narrower to avoid a pinch point.



Description	Model	D	W	Wt.	Cubes	List
H-A Rectangle Table Top	M-PPHA4824	24"	48"	46.0	3.0	450
	M-PPHA5424	24"	54"	48.0	3.8	475
	M-PPHA6024	24"	60"	53.0	3.8	500
	M-PPHA6624	24"	66"	73.8	4.9	525
	M-PPHA7224	24"	72"	81.6	5.0	575
	M-PPHA4830	30"	48"	52.0	3.7	500
	M-PPHA5430	30"	54"	59.0	4.6	525
	M-PPHA6030	30"	60"	63.0	4.6	550
	M-PPHA6630	30"	66"	72.0	5.5	575
	M-PPHA7230	30"	72"	80.0	5.5	625



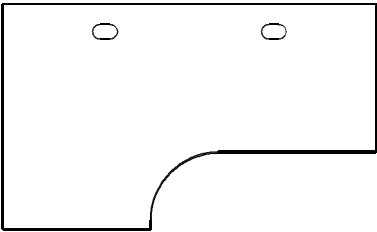
Height-Adjustable Table Tops - L-Return

Includes

- Height-Adjustable Table Top

Notes

- Order Height Adjustable base separately.
- Widths are 2" narrower to avoid a pinch point.



Description	Model	D	W	Wt.	Cubes	List
H-A L-Return Table Top (Left Hand)	M-PPHAL5835ELS	35"	58"	59.8	5.9	775
	M-PPHAL5846ELS	46"	58"	80.8	7.6	825
	M-PPHAL7035ELS	35"	70"	69.6	6.9	875
	M-PPHAL7046ELS	46"	70"	92.6	9.0	925
H-A L-Return Table Top (Right Hand)	M-PPHAL5835ERS	35"	58"	59.8	5.9	775
	M-PPHAL5846ERS	46"	58"	80.8	7.6	825
	M-PPHAL7035ERS	35"	70"	69.6	6.9	875
	M-PPHAL7046ERS	46"	70"	92.6	9.0	925

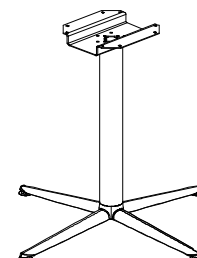
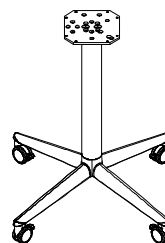
"X" Table Bases

Includes

- X Table Base

Notes

- For use with round and square table tops.
- Medium to be used with 30"D and 36"D table tops.
- Large to be used with 42"D and 48"D table tops.
- **Table bases are intended for use with Maxon table tops and are approved under GSA SIN 711-11. When purchased separately and used without a Maxon top, those bases marked (*) are considered open market.



Description	Model	Wt.	Cubes	List
Medium Seated Height with Casters	M-PPX27FC**	15.0	2.0	500
Medium Seated Height with Glides	M-PPX27FG**	17.0	2.0	500
Medium Seated Height with Glides, Power	M-PPX27FGE**	16.0	2.0	600
Medium Standing Height with Glides	M-PPX27FGU**	16.0	3.6	600
Medium Standing Height with Glides, Power	M-PPX27FGUE**	18.0	3.6	700
Large Seated Height with Glides	M-PPX34FG**	18.0	3.7	700
Large Seated Height with Glides, Power	M-PPX34FGE**	18.0	3.7	800

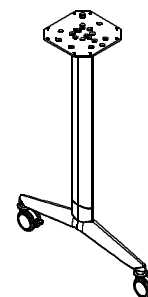
"T" Table Bases

Includes

- Table Base (pair).

Notes

- For use with oval and rectangle tops.
- Small to be used with 24"D table tops.
- Medium to be used with 30"D and 36"D table tops.
- Large to be used with 42"D and 48"D oval as well as 48"D rectangle table tops.
- Must specify stretcher bar on 48"W surfaces. Stretcher bar sold separately. (see page 225)
- Wire Management Cover sold separately.
- **Table bases are intended for use with Maxon table tops and are approved under GSA SIN 711-11. When purchased separately and used without a Maxon top, those bases marked (*) are considered open market.



Description	Model	Wt.	Cubes	List
Small Seated Height with Casters	M-PPT20FC**	15.0	2.0	530
Small Seated Height with Glides	M-PPT20FG**	15.0	2.0	530
Medium Seated Height with Casters	M-PPT24FC**	17.0	2.2	575
Medium Seated Height with Glides	M-PPT24FG**	17.0	2.2	575
Large Seated Height with Glides	M-PPT34FG**	25.0	3.1	700

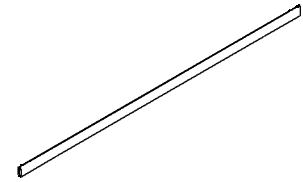
T Base Stretcher Bar

Includes

- Stretcher Bar

Notes

- Specify stretcher bar for all 48"D rectangle tables with large "T" bases.
- 48"x60" rectangle tables require a 38" stretcher bar.
- 48"x72" and 48"x84" rectangle tables require a 50" stretcher bar.
- 48"x96" rectangle tables require a 58" stretcher bar.



Description	Model	Wt.	Cubes	List
T Base Stretcher Bar-38"	M-PPBAR38	4.0	0.5	220
T Base Stretcher Bar-50"	M-PPBAR50	4.8	0.5	230
T Base Stretcher Bar-58"	M-PPBAR58	5.0	0.7	240

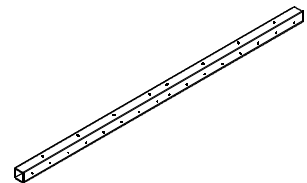
External Table Top Support Channel

Includes

- Support Channel

Notes

- 36" channel used with 48" worksurface.
- 48" channel used with 60" worksurface.
- 60" channel used with 72" worksurface.
- 72" channel used with 84" or 96" worksurface.
- Must use required sizes with specific size tops. Not smaller or larger than stated in the above notes.



Description	Model	Wt.	Cubes	List
External Table Top Sup Chnl 36"	M-PPSC48	5.8	0.4	175
External Table Top Sup Chnl 48"	M-PPSC60	8.3	0.5	200
External Table Top Sup Chnl 60"	M-PPSC72	9.9	0.5	225
External Table Top Sup Chnl 72"	M-PPSC84	11.5	0.5	250

Wire Manager Cover

Includes

- Wire Manager Cover

Notes

- For use on "T" table bases.



Description	Model	Wt.	Cubes	List
Wire Manager Cover - Small & Med T-Bases	M-PPT2024CVR	4.0	0.3	125
Wire Manager Cover - Large T-Bases	M-PPT34CVR	4.0	0.3	125

Ganging Bracket

Includes

- Ganging Bracket



Notes

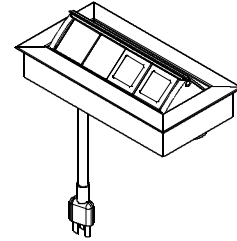
- Recommend 1 package of two plastic brackets per table.

Description	Model	Wt.	Cubes	List
2 PACK Ganging Bracket	M-PPGNB	1.0	0.1	50

Power/ Data Port

Includes

- Power/Data Port includes (2) Receptacles and (2) Blank Inserts.
- 10' foot cord and plug



Notes

- For use on power/data port worksurfaces.
- Data jacks sold separately.

Description	Model	Wt.	Cubes	List
Power/Data Port Corded	M-PP4P2C	3.0	1.8	450

Interlink IQ Electrical Modules

Notes

- Pluggable, single circuit electrical system
- UL recognized as a powered table system and meets the requirements of UL 962
- Interlink IQ modules require a minimum of one Interlink IQ starter
- A maximum of 8 Interlink IQ power modules (including jumpers) can be "daisy chained" together in any combination off of one 15-amp in-feed starter
- System status indicator: 1- Red light indicates too many units connected 2- Green light indicates appropriate use
- All models include wire management clips and hardware
- Power harness includes 60" cord and 11" tail. Daisy chained tables in line over 60"W require 36" jumper between modules



Description	Model	Wt.	Cubes	List
Interlink IQ Starter with 72" In-feed cord	M-PPQB	2.0	0.1	875
Interlink IQ 60" Power Harness w/Pop-Up - 2 Receptacles/ 2 Data	M-PPQH5	3.0	1.8	630
Interlink IQ 36" Jumper	M-PPQJ3	2.0	0.1	175

Height-Adjustable Bases: 2-Legs

Includes

- Height-Adjustable Base

Notes

- For use with rectangular height adjustable table tops.
- Available in black, silver or white paint only.
- Leg range height 27 $\frac{3}{4}$ " - 47 $\frac{3}{8}$ "



Description	Model	Wt.	Cubes	List
2-Stage C-leg Elec Pow Base 2 legs	M-PPBC2S	60.0	3.3	2800

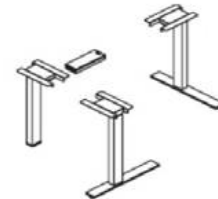
Height-Adjustable Bases: 3-Legs

Includes

- Height-Adjustable Bases

Notes

- For use with L Return Adjustable Height table tops.
- Available in black, silver or white paint only.
- Leg range height 27 $\frac{3}{4}$ " - 47 $\frac{3}{8}$ "



Description	Model	Wt.	Cubes	List
2-Stage C-leg Elec Pow Base 3 legs	M-PPBC2S3L	74.0	3.3	3800

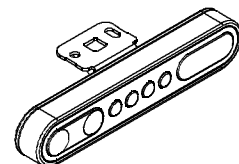
Height-Adjustable Base - Memory Control

Includes

- Memory Control

Notes

- 3 memory set user heights.
- **Height-Adjustable Base - Memory Controls are intended for use with Maxon height-adjustable tables and are approved under GSA SIN 711-11. When purchased separately and used without a Maxon height-adjustable table, the memory control marked (*) is considered open market.



Description	Model	Wt.	Cubes	List
Memory Controls for C-leg base	M-PPBCMC**	0.6	0.1	300



- REFERENCE
- EMERGE
- PREFIX
- WORKSURFACES
- SURPASS
- PREPARE
- STORAGE
- ACCESSORIES
- SEATING
- INDEX



Freestanding Storage

Maxon Freestanding Storage options incorporate innovative, durable designs that maximize the efficiency of your workspace. Constructed of heavy-duty steel, Maxon Freestanding Storage provides functionality, durability, and value. Our storage solutions are designed to be fully integrated with Maxon Panel and Desking systems.

Pedestal, Lateral File, & Personal Storage Options

- Pedestals and lateral files are available in two drawer front options: Recessed (R) full pulls or Arch Pull (A).
- All pedestals and lateral files are constructed of steel.
- Pedestals are available in Box/Box/File and File/File configurations in 20" and 24" depths, as well as stationary and mobile options.
- Two, three, four, and five drawer lateral files are available in 30", 36" and 42" widths.
- For safety purposes lateral files have an "Interlock" mechanism that prevents users from opening two file drawers at the same time.
- Storage towers, personal storage centers, storage cabinets, overfiles, and bookcases are also available.
- Refer to EMERGE and PREFIX sections for details on Panel hung overhead storage solutions.
- All Freestanding Storage options meets or exceeds ANSI/BIFMA standards.

		Cantilevered Worksurfaces		Surpass Desks and Returns	
		24" D	30" D	24" D	30" D
Storage Depths	20"	■	■	■	■
	23"	■	■		■

Features

Commercial-Grade Ball Bearing Slides

Variety

Customizable

Interlock Drawer Mechanism

Key Alike Option

Benefits

Pedestal and lateral box and file drawers utilize Grade A, all-metal ball bearing suspension for sturdiness and long life. Systems pedestal files feature all-metal ball bearing suspension for box and file drawers.

Floor pedestals are available in 2-box/1-file and 2-file configurations in 20" or 24" deep options, as well as stationary and mobile options.

File drawers and lateral files accommodate both legal (side-to-side) and letter (front-to-back) file formats.

Lateral files include interlock drawer mechanisms to prevent opening two file/file drawers at the same time for safety purposes.

All pedestals and laterals have core removable key option and can be keyed alike. For key alike option, M-LC (page 246) must be ordered separately, and installed in the field. MK master keys are also available.

Prices effective January 4, 2016. Information in this pricebook is accurate as of January 4, 2016. The pricebook is updated monthly. Go to www.MaxonEdge.com to find the most current pricing information in the electronic pricebook. Information is updated monthly in CAD and GIZA. Maxon recommends updating 20-20 Technologies software every month.

*Fabrics, Laminates, Paints and upcharges associated with each are now outlined in the front of the pricebook. A guide on "How to Specify" product has also been added to the beginning.

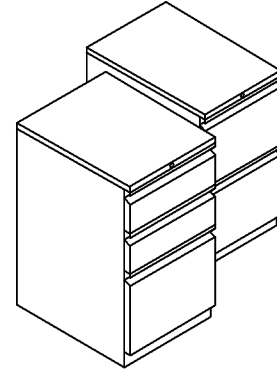
Universal Systems & Desk Pedestal Files

Includes

- Pencil tray included in one box drawer.

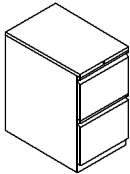
Notes

- When used under a surface it **MUST** be mounted to the worksurface.
- Steel ball bearing suspension on 90% extension file drawers and ¾ extension box drawers.
- Not available in mobile.
- May be used as worksurfaces support in panel environment.
- Master keys are available. For key alike option, M-LC (page 246 must be ordered separately).
- Can be specified as free standing as long as you specify counterweight kit (M-ESPCW, see page 247).

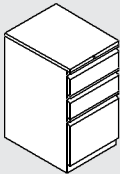


Shown in R-Pull

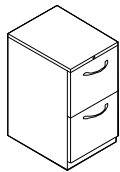
Description	Configuration	Model	H	D	W	Wt.	Cubes	List
Systems & Desk Pedestal	File/File	M-SYP20F-R	28"	20"	15"	61	6.8	608



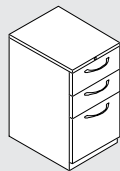
Systems & Desk Pedestal	Box/Box/File	M-SYP20B-R	28"	20"	15"	61	6.8	608
-------------------------	--------------	------------	-----	-----	-----	----	-----	-----



Systems & Desk Pedestal	File/File	M-SYP20F-A	28"	20"	15"	61	6.8	608
-------------------------	-----------	------------	-----	-----	-----	----	-----	-----



Systems & Desk Pedestal	Box/Box/File	M-SYP20B-A	28"	20"	15"	61	6.8	608
-------------------------	--------------	------------	-----	-----	-----	----	-----	-----



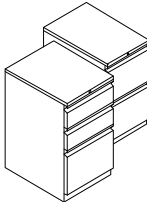




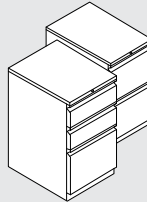




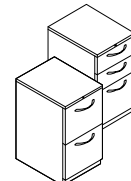




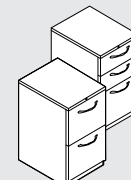




Ridgeline Pedestal Files

Includes

- Ridgeline Mobile Pedestal files include counterweight and casters.
- Pencil tray included in one box drawer.
- 1 side-to-side filing bar included in each file drawer.

Notes

- Ridgeline pedestals files have double-wall drawer construction for quiet use.
- Full extension steel ball bearing suspension file drawers, 100% extension steel ball bearing suspensions on box drawers.
- Master keys are available. For key alike option, M-LC (page 246 must be ordered separately).
- Stationary pedestals can be specified as free standing as long as you specify counterweight kit (M-ESPCW, see page 247).

Description	Configuration	Model	H	D	W	Wt.	Cubes	List	
	Stationary, R-Pull	Box/Box/File	M-ESP20B-R 	28"	20"	15"	76	6.8	920
		File/File	M-ESP20F-R 	28"	20"	15"	72	6.8	920
		Box/Box/File	M-ESP24B-R 	28"	23"	15"	81	7.8	951
		File/File	M-ESP24F-R 	28"	23"	15"	77	7.8	951
	Mobile, R-Pull	Box/Box/File	M-ESP20BM-R 	28"	20"	15"	93	6.8	920
		File/File	M-ESP20FM-R 	28"	20"	15"	89	6.8	920
		Box/Box/File	M-ESP24BM-R 	28"	23"	15"	98	7.8	951
		File/File	M-ESP24FM-R 	28"	23"	15"	94	7.8	951
	Stationary, A-Pull	Box/Box/File	M-ESP20B-A 	28"	20"	15"	76	6.8	920
		File/File	M-ESP20F-A 	28"	20"	15"	72	6.8	920
		Box/Box/File	M-ESP24B-A 	28"	23"	15"	81	7.8	951
		File/File	M-ESP24F-A 	28"	23"	15"	77	7.8	951
	Mobile, A-Pull	Box/Box/File	M-ESP20BM-A 	28"	20"	15"	93	6.8	920
		File/File	M-ESP20FM-A 	28"	20"	15"	89	6.8	920
		Box/Box/File	M-ESP24BM-A 	28"	23"	15"	98	7.8	951
		File/File	M-ESP24FM-A 	28"	23"	15"	94	7.8	951

 Discontinuation 12/31/17

*Fabrics, Laminates, Paints and upcharges associated with each are now outlined in the front of the pricebook. A guide on "How to Specify" product has also been added to the beginning.

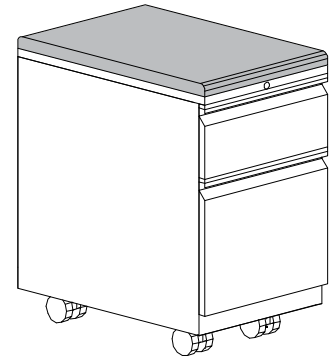
Ridgeline Mobile Pedestal Files

Includes

- Pencil tray included in one box drawer.
- Mobile pedestals include counterweight and casters.

Notes

- Cushion sold separately. Assembly required.
- Full extension steel ball bearing suspension file drawers, 100% extension steel ball bearing suspensions on box drawers.
- Master keys are available. For key alike option, M-LC (page 246 must be ordered separately)



Shown in R-Pull

Description	Configuration	Model	H	D	W	Wt.	Cubes	List	Grade
Mobile Box/File, R-Pull	Box/File	M-ESM24BF-R	22"	23"	15"	75	6.0	723	2
Mobile Box/File, A-Pull	Box/File	M-ESM24BF-A	22"	23"	15"	75	6.0	723	
Pedestal Upholstered Cushion		M-ICCAUC1815				16.3	0.9	310	325
		M-ICCAUC2415				16.3	1.3	319	334

Discontinuation 12/31/17

*Fabrics, Laminates, Paints and upcharges associated with each are now outlined in the front of the pricebook. A guide on "How to Specify" product has also been added to the beginning.

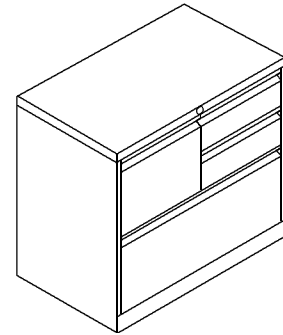
Ridgeline Personal Storage Center

Includes

- Personal Storage Center

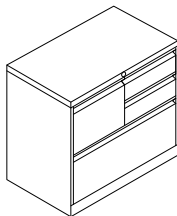
Notes

- 1" leveling glides are adjustable even when unit is full.
- Full extension steel ball bearing suspension file drawers, 90% extension steel ball bearing suspensions on box drawers.
- Includes counterweight component to prevent tipping.
- Personal storage center can be used as worksurface support.
- Can be configured in field to be right or left handed.
- Master keys are available. For key alike option, M-LC (page 246 must be ordered separately)
- Drawers contain single side locking component to prevent drawers from being pried open.

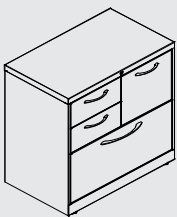


Shown in R-Pull option

Description	Model	H	D	W	Wt.	Cubes	List
Personal Storage Center, R-Pull	M-PSCBBF-R	28"	18"	30"	138.0	11.8	2242



Personal Storage Center, A-Pull	M-PSCBBF-A	28"	18"	30"	138.0	11.8	2242
---------------------------------	------------	-----	-----	-----	-------	------	------



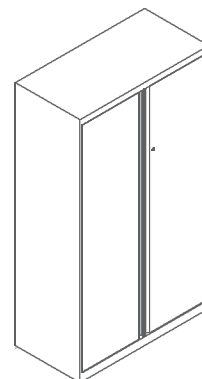
Ridgeline Storage Cabinets

Includes

- Storage Cabinet

Notes

- Includes 2 adjustable shelves (40"H) or 1 fixed and 4 height adjustable shelves (64"H).
- Shelves are height-adjustable in 2" increments.
- Leveling glides are adjustable in 1" increments.
- Wire management grommet in back of unit.
- Master keys are available. For key alike option, M-LC (page 246 must be ordered separately)



Shown in R-Pull
(64"H version)

Description	Model	H	D	W	Wt.	Cubes	List
Storage Cabinet, R-Pull	M-SC183640-R	40"	18"	36"	119	20.0	1833
	M-SC183664-R	64"	18"	36"	184	31.8	2509



INCLUDE® Storage

Maxon INCLUDE Storage options incorporate innovative, durable designs that maximize the efficiency of your workspace. Constructed of heavy-duty steel, Maxon freestanding storage provides functionality, durability and value. Our storage solutions are designed to be fully integrated with Maxon panel and desking systems.

Low Credenza Options

- Available with in Arch Pull and R Pull
- Constructed of steel
- Come with box drawer on top, file drawer on bottom and are 18" deep
- Available in 36" (drawers only), 48" and 60" widths that will have one side with an open shelf
- "Interlock" mechanism that prevents users from opening both drawers at the same time
- All options meet or exceeds ANSI/BIFMA standards

Features

Commercial-Grade Ball Bearing Slides

Variety

Customizable

Interlock Drawer Mechanism

Key Alike Option

Benefits

Low Credenza drawers utilize Grade A, all-metal ball bearing suspension for sturdiness and long life.

48" and 60" wide Low Credenzas have handed units with open shelf on side and box/file drawers on the other

Low Credenzas accommodate both legal side-to-side) and letter (front-to-back) file formats.

Low Credenzas include interlock drawer mechanisms to prevent opening two file/file drawers at the same time for safety purposes.

All Low Credenzas have core removable key option and can be keyed alike. For key alike option, M-LC1S must be ordered separately, and installed in the field. MK1 master keys are also available.

INCLUDE® Low Credenzas

Includes

- Storage Unit

Notes

- Steel ball bearing suspension on 90% extension file drawers
- Master keys are available. For key alike option, M-LC1S (page 238 must be ordered separately)
- Counterweight Kits required for freestanding files: 30"W and 36"W Credenzas - 50lb Kit, 48"W Credenzas - 25lb Kit and 60"W Credenzas - 35lb Kit.
- Metal weight attached to back of freestanding files to inhibit tipping; field installed only. Use of storage-to-panel bracket or worksurface support stanchion may eliminate need for counterweight kit.



Description	Configuration	Model	H	D	W	Wt.	Cubes	List
	Box/File, A-Pull	M-ICCBX223018BFMA	22"	18"	30"	76	9	1542
		M-ICCBX223618BFMA	22"	18"	36"	87	10.6	1745
	Box/File, R-Pull	M-ICCBX223018BFMR	22"	18"	30"	87	10.6	1542
		M-ICCBX223618BFMR	22"	18"	36"	87	10.6	1745
	Box/File/Open, A-Pull	M-ICCBX224818LBFOMA	22"	18"	48"	111	14	2231
		M-ICCBX226018LBFOMA	22"	18"	60"	130	17.3	2347
	Box/File/Open, R-Pull	M-ICCBX224818LBFOMR	22"	18"	48"	111	14	2231
		M-ICCBX226018LBFOMR	22"	18"	60"	130	17.3	2347
	Box/File/Open APull	M-ICCBX224818RBFOMA	22"	18"	48"	111	14	2231
		M-ICCBX226018RBFOMA	22"	18"	60"	130	17.3	2347
	Box/File/Open RPull	M-ICCBX224818RBFOMR	22"	18"	48"	111	14	2231
		M-ICCBX226018RBFOMR	22"	18"	60"	130	17.3	2347
	Open	M-ICCBX223018O	22"	18"	30"	10	8.7	1003
		M-ICCBX223618O	22"	18"	36"	10	10.6	1208

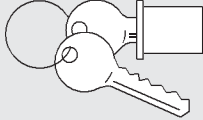

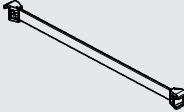
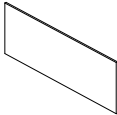
INCLUDE® Box & File Drawer Accessories

Includes

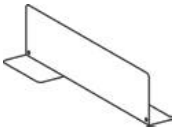
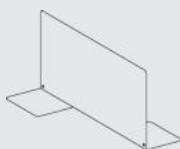
- Each M-LC1S kit includes one core and core removal tool, two keys and instructions.

Notes

- Order required of M-LC1S Kits and specify key number between 101 and 225 for each set of storage products that need to be keyed alike. If a key number is not specified, random lock number will ship.
- Counterweight Kits: Metal weight attached to back of freestanding files to inhibit tipping; field installed only.
- Use of storage-to-panel bracket or worksurface support stanchion may eliminate need for counterweight kit.
- Counterweight Kits required for freestanding files: 36"W Credenzas - 50LB Kit, 48"W Credenzas - 25LB Kit and 60"W Credenzas - 35LB Kit.
- Satin lock core to be used in **ALL** INCLUDE storage.

Description	Model	Wt.	Cubes	List
Lock Core Kit (Satin finish) 	M-LC1S	0.2	0.1	36
Panel Bracket LH	M-ICCRPB22L	3	0.4	75
Panel Bracket RH 	M-ICCRPB22R	3	0.4	75
Credenza Hangrail (Front to Back) 	M-ICCAHR12	0.4	0.4	14
Credenza Counterweights Kits (48" B/F/O unit)	M-ICCACW25	30	2	202
Credenza Counterweights Kits (60" B/F/O unit)	M-ICCACW35	40	2	234
Credenza Counterweights Kits (30 & 36" B/F unit) 	M-ICCACW50	55	2	265

INCLUDE® Box & File Drawer Accessories

Description	Model	Wt.	Cubes	List
Metal Box Divider (2 pack)	M-CABD02	2.0	0.6	60
Metal Box Divider (10 pack)	M-CABD10	7.0	0.6	275
				
Metal File Divider (2 pack)	M-CAFD02	3.0	0.6	75
Metal File Divider (10 pack)	M-CAFD10	12.0	0.6	340
				

REFERENCE

EMERGE

PREFIX

WORKSURFACES

SURPASS

PREPARE

STORAGE

ACCESSORIES

SEATING

INDEX


Pedestal Work Top - Edgeband

Includes

- Laminated worksurface with adhesive strips.

Notes

- For directional laminates, grain direction runs along width.
- To be used on Ridgeline pedestals only.



Description	Model	D	W	Wt.	Cubes	List
Pedestal Worktop - Edgeband	M-PWT2015E	20"	15"	13.0	1.0	227
	M-PWT2415E	24"	15"	15.0	1.1	248

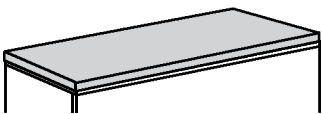

Work Tops

Includes

- Laminated worksurface with adhesive strips.

Notes

- Lateral top to be used on storage file to create worksurfaces independent of a panel environment.
- Can span multiple storage units.
- 36" D tops are used to span two lateral files placed back-to-back.
- For directional laminates, grain direction runs along width.

Description	Model	D	W	Wt.	Cubes	List
 Lateral File Worktop 18" Deep Edgeband	M-LFWT1830E	18"	30"	18	2.2	351
	M-LFWT1836E	18"	36"	22	2.6	429
	M-LFWT1842E	18"	42"	25	3	476
	M-LFWT1848E	18"	48"			561
	M-LFWT1860E	18"	60"	36	4.2	603
	M-LFWT1866E	18"	66"	39	4.6	654
	M-LFWT1872E	18"	72"	43	5	708
	M-LFWT1878E	18"	78"	46	5.4	771
	M-LFWT1884E	18"	84"	50	5.8	827
 Lateral File Worktop 36" Deep Edgeband	M-LFWT3630E	36"	30"	36	3.7	576
	M-LFWT3636E	36"	36"	43	3.8	692
	M-LFWT3642E	36"	42"	50	4.5	754
	M-LFWT3648E	36"	48"			841
	M-LFWT3660E	36"	60"	71	6	925
	M-LFWT3666E	36"	66"	78	6.8	1000
	M-LFWT3672E	36"	72"	85	7.1	1070
	M-LFWT3678E	36"	78"	92	8	1148
	M-LFWT3684E	36"	84"	99	9	1210

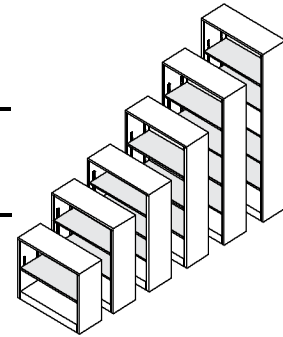
INCLUDE® Bookcases

Includes

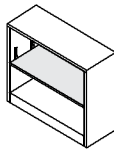
- Bookshelf

Notes

- Shelf depth is 12¼".
- Actual height is one inch shorter than nominal height.
- Inside shelves adjust in ½" increments.
- Middle shelf on 82" high bookcase not adjustable.



Description	Model	H	D	W	Wt.	Cubes	List
Bookcase, 2-Shelf	M-BS30	30"	12 ¾"	34 ½"	44.0	9.3	831



Bookcase, 3-Shelf

M-BS42

42"

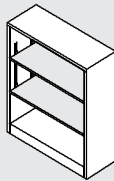
12 ¾"

34 ½"

57.0

12.8

909



Bookcase, 4-Shelf

M-BS48

48"

12 ¾"

34 ½"

67.0

14.6

985

M-BS60

60"

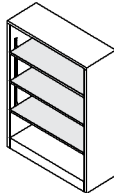
12 ¾"

34 ½"

77.0

18.2

1060



Bookcase, 5-Shelf

M-BS72

72"

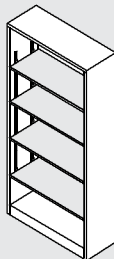
12 ¾"

34 ½"

87.0

21.7

1137



Bookcase, 6-Shelf

M-BS82

82"

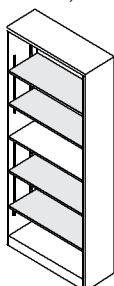
12 ¾"

34 ½"

97

25.2

1212

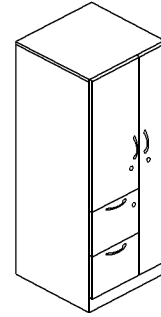


INCLUDE® Personal Storage Tower**Includes**

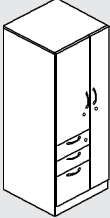
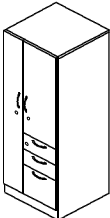
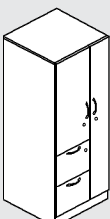
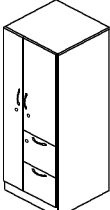
- Personal Storage Tower
- All locks per unit are keyed alike.

Notes

- 1 shelf included on 50" high, 2 shelves included on 65" high.
- Wardrobe version includes coat rod.
- Personal storage tower has core removable key set and can be keyed alike. Wardrobe cabinet and pedestal all lock independently.
- Master keys are available. For key alike option (x3), M-LC1S (page 238 must be ordered separately)



Shown in A-Pull option

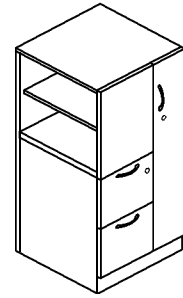
Description	Configuration	Model	H	D	W	Wt.	Cubes	List
B/B/F, Personal Storage Left, Wardrobe Right 	A-Pull	M-ICTBX502424LBBFMA	50"	24"	24"	215.0	19.8	3496
	R-Pull	M-ICTBX502424LBBFMR	50"	24"	24"	215.0	19.8	3496
	A-Pull	M-ICTBX652424LBBFMA	65"	24"	24"	255.0	25.6	3662
	R-Pull	M-ICTBX652424LBBFMR	65"	24"	24"	255.0	25.6	3661
B/B/F, Personal Storage Right, Wardrobe Left 	A-Pull	M-ICTBX502424RBBFMA	50"	24"	24"	215.0	19.8	3496
	R-Pull	M-ICTBX502424RBBFMR	50"	24"	24"	215.0	19.8	3496
	A-Pull	M-ICTBX652424RBBFMA	65"	24"	24"	255.0	25.6	3662
	R-Pull	M-ICTBX652424RBBFMR	65"	24"	24"	255.0	25.6	3329
F/F, Personal Storage Left, Wardrobe Right 	A-Pull	M-ICTBX502424LFFMA	50"	24"	24"	215.0	19.8	3496
	R-Pull	M-ICTBX502424LFFMR	50"	24"	24"	215.0	19.8	3496
	A-Pull	M-ICTBX652424LFFMA	65"	24"	24"	255.0	25.6	3662
	R-Pull	M-ICTBX652424LFFMR	65"	24"	24"	255.0	25.6	3662
F/F, Personal Storage Right, Wardrobe Left 	A-Pull	M-ICTBX502424RFFMA	50"	24"	24"	215.0	19.8	3496
	R-Pull	M-ICTBX502424RFFMR	50"	24"	24"	215.0	19.8	3496
	A-Pull	M-ICTBX652424RFFMA	65"	24"	24"	255.0	25.6	3662
	R-Pull	M-ICTBX652424RFFMR	65"	24"	24"	255.0	25.6	3662

INCLUDE® End Tower With Bookcase**Includes**

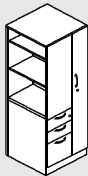
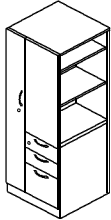
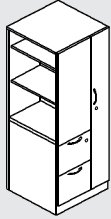
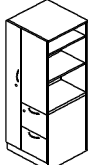
- End Tower with Bookcase
- All locks per unit are keyed alike.
- Tower bracket.

Notes

- 1 shelf included on 50" high, 2 shelves included on 65" high.
- Wardrobe version includes a coat rod.
- End tower with bookcase has core removable key set and can be keyed alike. Wardrobe cabinet and pedestal all lock independently.
- Master keys are available. For key alike option (x2), M-LC1S (page 238 must be ordered separately).
- Can also be used as worksurface support on bookcase side.



Shown in A-Pull option

Description	Configuration	Model	H	D	W	Wt.	Cubes	List
B/B/F, Bookcase Left, Wardrobe Right 	A-Pull	M-ICTSBX502424LBBFMA	50"	24"	24"	215.0	19.8	3117
	R-Pull	M-ICTSBX502424LBBFMR	50"	24"	24"	215.0	19.8	3117
	A-Pull	M-ICTSBX652424LBBFMA	65"	24"	24"	255.0	25.6	3496
	R-Pull	M-ICTSBX652424LBBFMR	65"	24"	24"	255.0	25.6	3496
B/B/F, Bookcase Right, Wardrobe Left 	A-Pull	M-ICTSBX502424RBBFMA	50"	24"	24"	215.0	19.8	3117
	R-Pull	M-ICTSBX502424RBBFMR	50"	24"	24"	215.0	19.8	3117
	A-Pull	M-ICTSBX652424RBBFMA	65"	24"	24"	255.0	25.6	3496
	R-Pull	M-ICTSBX652424RBBFMR	65"	24"	24"	255.0	25.6	3496
F/F, Bookcase Left, Wardrobe Right 	A-Pull	M-ICTSBX502424LFFMA	50"	24"	24"	215.0	19.8	3117
	R-Pull	M-ICTSBX502424LFFMR	50"	24"	24"	215.0	19.8	3117
	A-Pull	M-ICTSBX652424LFFMA	65"	24"	24"	255.0	25.6	3496
	R-Pull	M-ICTSBX652424LFFMR	65"	24"	24"	255.0	25.6	3496
F/F Bookcase Right, Wardrobe Left 	A-Pull	M-ICTSBX502424RFFMA	50"	24"	24"	215.0	19.8	3117
	R-Pull	M-ICTSBX502424RFFMR	50"	24"	24"	215.0	19.8	3117
	A-Pull	M-ICTSBX652424RFFMA	65"	24"	24"	255.0	25.6	3496
	R-Pull	M-ICTSBX652424RFFMR	65"	24"	24"	255.0	25.6	3496

INCLUDE® Support Pedestals

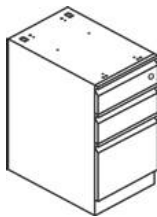
Includes

- Pencil tray in one box drawer.
- Box divider.
- Cross rails.

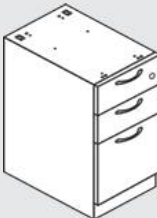
Notes

- Counterweight standard on all INCLUDE pedestals.
- File drawer has high sides and back for filing front to back and side to side.
- M-LC1S lock cores should be specified for key alike option.
- INCLUDE pedestals come in 18" 24" depths.

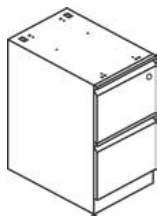
Description	Model	D	W	Wt.	Cubes	List
Support Pedestal B/B/F - R-Pull	M-ICPSBX281518BBFMR	18"	15"	49.0	5.9	800
	M-ICPSBX281524BBFMR	24"	15"	57.1	7.4	840



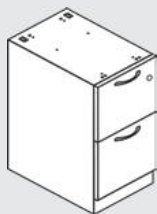
Support Pedestal B/B/F - A-Pull	M-ICPSBX281518BBFMA	18"	15"	49.0	5.9	800
	M-ICPSBX281524BBFMA	24"	15"	57.1	7.4	840



Support Pedestal F/F - R-Pull	M-ICPSBX281518FFMR	18"	15"	44.4	5.9	800
	M-ICPSBX281524FFMR	24"	15"	51.3	7.4	840



Support Pedestal F/F - A-Pull	M-ICPSBX281518FFMA	18"	15"	44.4	5.9	800
	M-ICPSBX281524FFMA	24"	15"	51.3	7.4	840



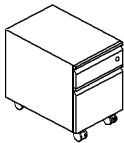

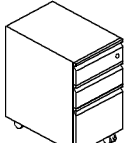

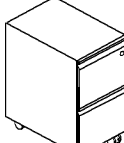
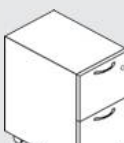
INCLUDE® Mobile Pedestals

Includes

- Pencil tray in one box drawer.
- Box divider.
- Cross rails.

Notes

- Counterweight standard on all INCLUDE pedestals.
- File drawer has high sides and back for filing front to back and side to side.
- M-LC1S lock cores should be specified for key alike option.
- INCLUDE pedestals come in 18" 24" depths.

Description	Model	D	W	Wt.	Cubes	List
Mobile Pedestal B/F - R-Pull 	M-ICPM211518BFMR	18"	15"	61.1	4.3	730
	M-ICPM211524BFMR	24"	15"	62.7	5.1	755
Mobile Pedestal B/F - A-Pull 	M-ICPM211518BFMA	18"	15"	61.1	4.3	730
	M-ICPM211524BFMA	24"	15"	62.7	5.1	755
Mobile Pedestal B/B/F - R-Pull 	M-ICPM271518BBFMR	18"	15"	62.9	5.2	920
	M-ICPM271524BBFMR	24"	15"	70.7	6.6	960
Mobile Pedestal B/B/F - A-Pull 	M-ICPM271518BBFMA	18"	15"	62.9	5.2	920
	M-ICPM271524BBFMA	24"	15"	70.7	6.6	960
Mobile Pedestal F/F - R-Pull 	M-ICPM271518FFMR	18"	15"	60.2	5.2	920
	M-ICPM271524FFMR	24"	15"	64.9	6.6	960
Mobile Pedestal F/F - A-Pull 	M-ICPM271518FFMA	18"	15"	60.2	5.2	920
	M-ICPM271524FFMA	24"	15"	64.9	6.6	960

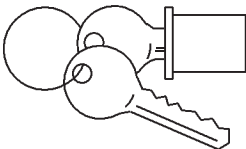

Freestanding Storage Interchangeable File Lock Options

Includes

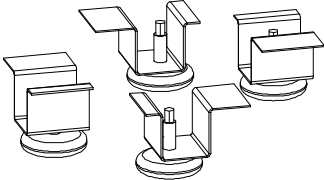
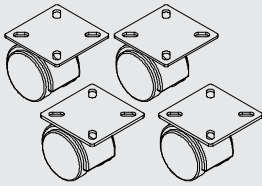

- Each M-LC kit includes one core and core removal tool, two keys and instructions.

Notes

- Order required quantity of M-LC Kits and specify key number between 101 and 225 for each set of storage products that need to be keyed alike. If a key number is not specified, random lock numbers will ship.

Description	Model	Wt.	Cubes	List
Lock Core Kit	M-LC	0.1	0.1	34
				
Master Key (1)	M-MK	0.1	0.1	21
				

Freestanding Storage Interchangeable File Accessories

Description	Model	Wt.	Cubes	List
Mobile to Stationary Ped Glide Kit (for Ridgeline pedestals only)	M-MTSKIT	5.0	0.3	63
				
Stationary to Mobile Ped Caster Kit (for Ridgeline pedestals only)	M-STMKIT	5.0	0.3	63
				
Ridgeline Pedestal Counter Weight Kit (for Ridgeline pedestals only).	M-ESPCW	18.0	0.2	201
				

REFERENCE

EMERGE

PREFIX

WORKSURFACES

SURPASS

PREPARE

STORAGE

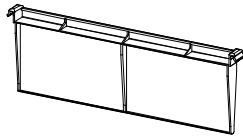
ACCESSORIES

SEATING

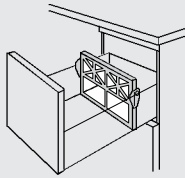
INDEX

Pedestal & Lateral File Accessories

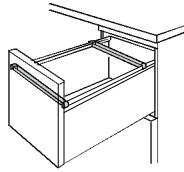
Description	Model	Wt.	Cubes	List
Box Drawer Divider	M-BDD	0.5	0.3	24



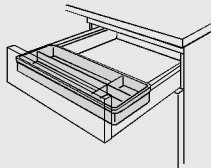
File Drawer Compressor (4 Pack)	M-FCP1	4.0	0.7	176
---------------------------------	--------	-----	-----	-----



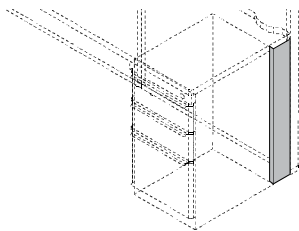
File Drawer Side to Side Filing Bars (4 Pack)	M-FCV1	1.0	0.1	113
---	--------	-----	-----	-----



Partition Storage Tray (Black)	M-UT1	0.5	0.2	66
--------------------------------	-------	-----	-----	----

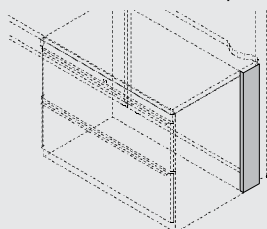


*Pedestal to-Panel side spacers
(**for 24" only)




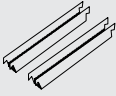

M-PEDSPR0-LH**	1.1	0.4	63
M-PEDSPR0-RH**	1.1	0.4	63
M-PEDSPR4-LH	2.5	0.4	69
M-PEDSPR4-RH	2.5	0.4	69

*Lateral-to-Panel side spacers



M-LATSPR6-LH	3.7	2.3	94
M-LATSPR6-RH	3.7	2.3	94

Pedestal & Lateral File Accessories

Description	Model	Wt.	Cubes	List
Lateral File Single Hanging File Rack (4 Pack) 	M-LSR4	1.0	0.1	49
Lateral File Double Hanging File Rack (2 Pack) 	M-LDR2	1.5	0.1	49
Lateral File Drawer Dividers (3 Pack) (7½" H x 15" W) 	M-LD3	6.0	0.7	51

Filing capacity of Ridgeline Lateral Files

Lateral File Width


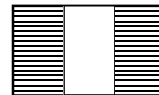

30"W

36"W

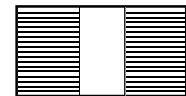


42"W

*Front-to-back filing - outside tabs
of folders rest on drawer sides*




Letter size
(8 1/2 x 11")



A4
(8 1/4 x 11 5/8")






Legal size
(8 1/2 x 14")



Side-to-side filing

Letter, A4 and Legal



*Refer to Lateral Files for different size options.



- REFERENCE
- EMERGE
- PREFIX
- WORKSURFACES
- SURPASS
- PREPARE
- STORAGE
- ACCESSORIES
- SEATING
- INDEX



Accessories

Accessories provide the final touch when specifying new or reconfiguring existing office furniture. Maxon commercial-quality accessories are built to enhance individual workstation efficiency by adding comfort and flexibility, allowing individuals to place their equipment where it best meets their particular ergonomic needs. Our products support years of use and are backed by our limited lifetime warranty.

Ergonomic Guidelines

- Forearms should be parallel to the floor (approximately 90° angle at elbow).
- Upper arm and elbow should be as close to the body and as relaxed as possible.
- Wrists should be as flat as possible (not bent up or down) and straight.
- Mouse should be placed adjacent to keyboard and at the same height.
- Monitor should be positioned directly in front of the user and at a comfortable viewing distance (approximately 18-30" away, top of monitor 2-3" above eye level).
- Feet should be fully supported by a footrest or the floor.

Single Flat Screen Monitor Arm with Effortless Adjustment

Includes

- Monitor Arm. Desk and Grommet mount hardware.

Notes

- 13" height range and features lift-and-pivot technology so it can be effortlessly positioned without handles or tools.
- The 22 ½" arm not only extends reach, but easily folds back when not in use.
- The monitor tilts +25°/-90° forward and back, and rotates 90° landscape to portrait.
- An enclosed cable management system routes cables neatly under the arm.
- Weight capacity is 6.5-17.6 lbs.
- Quick release.



Description	Model	Wt.	Cubes	List
Single Flat Screen Monitor Arm with Effortless Adjustment	M-ACC-FMED	14	0.8	726

Dual Flat Screen Monitor Arm with Effortless Adjustment

Includes

- Monitor Arm. Desk and Grommet mount hardware.

Notes

- Supports 2 monitors and has a 13" height range that features lift-and-pivot technology, allowing the user to effortlessly position the height of the monitors without handles or tools.
- The 22 ½" arms not only extend reach, but also fold back when not in use.
- The monitors tilt +25°/-90° forward and back, and rotate 90° landscape to portrait.
- An internal cable management system routes cables neatly under the arms.
- Accommodates monitors at a maximum of 28"W.
- Weight capacity is 6.5-17.6 lbs. per arm.
- Quick release.



Description	Model	Wt.	Cubes	List
Dual Flat Screen Monitor Arm with Effortless Adjustment	M-ACC-FMED2	21	1.2	1207

Single Flat Screen Heavy Duty Monitor Arm

Includes

- Monitor Arm. Desk and Grommet mount hardware.

Notes

- 14" height range (14" total)
- Monitor Extension: 22.4".
- The monitor tilts +35°/-85°.
- Monitor rotates 180°
- An enclosed cable management system routes cables neatly under the arm.
- Weight capacity is 17.6-44 lbs.
- Quick release.



Description	Model	Wt.	Cubes	List
Single Heavy Duty Flat Screen Monitor Arm	M-ACC-FMHD	4	2.2	872

Sit to Stand Articulating Arm and Platform

Includes

- Sit to Stand Articulating Arm and Platform. Keyboard, mouse antislip pads & gel palm rests.

Notes

- Features a 23" glide track, 12.7" lift-and-lock height adjustment (5.1" above and 7.6" below), release handle for +10°/-20° tilt adjustment, and 360° rotation.
- The 19" platform has right or left swing-below mousing platform.
- Will not fit the 24"D SURPASS worksurface.



Description	Model	H	D	W	Wt.	Cubes	List
Sit-to-Stand Articulating Arm & Platform	M-ACC-SSKT	1½"	11½"	26½"	17	1.6	678

Lift and Lock Articulating Arm and Platform

Includes

- Sit to Stand Articulating Arm and Platform. Detachable leatherette wrist support

Notes

- Features a 21" glide track, 7" lift-and-lock height adjustment (2½" above and 4½" below), release handle for +/- 15° tilt adjustment, and 360° rotation.
- The platform allows for easy repositioning of the mouse from left to right side of the platform without the use of tools.
- Features independent tilt-and-swivel mousing platform that can be used in line, mouse over, or mouse forward.
- The overall length fully opened is 28".



Description	Model	H	D	W	Wt.	Cubes	List
Lift-and-Lock Articulating Arm & Platform	M-ACC-LLCP	1½"	11½"	28"	16	1.6	642

Twist Lock Articulating Arm and Platform

Includes

- Sit to Stand Articulating Arm and Platform. Detachable leatherette wrist support

Notes

- Features a 17¾" glide track, soft touch knob for simultaneous height and tilt adjustment, spring assisted 6¼" height adjustment (1¼" above and 5" below track), +10°/-15° tilt adjustment, and 360° rotation.
- The platform accommodates both keyboard and mouse on the same level for both left and right-handed mousing.



Description	Model	H	D	W	Wt.	Cubes	List
Twist-Lock Articulating Arm & Platform	M-ACC-TLBP	1½"	10½"	25"	15	1.7	481

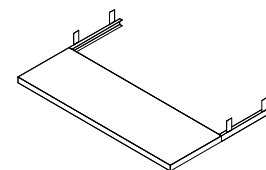
Rectangular Keyboard Drawer

Includes

- Rectangular Keyboard Drawer

Notes

- Features a 30" retractable platform on 15" ball bearing slides.
- The painted steel platform accommodates both keyboard and mouse on the same level for both left and right-handed mousing.
- Available in black.

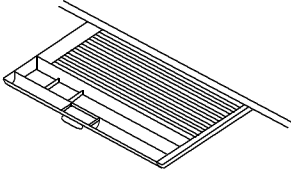


Center Drawer

Notes

- M-CD1 Low Profile Drawer interior dimensions: 18¾" wide, 17 ⅜" deep, 1½" high.

Description	Model	H	D	W	Wt.	Cubes	List
Pre-Formed Low Profile Drawer (Black Plastic)	M-CD1	2⅞"	19⅞"	22"	3	0.5	191



Footrest

Notes

- ACC-FR3 increases comfort and decreases fatigue by redistributing body weight for healthier positioning of the spine and legs. The foot platform rests on a frame 3" from the floor. Platform slides back and forth on the frame to allow ankle flexion and extension.
- *Excluded=Not TAA compliant.

Description	Model	H	D	W	Wt.	Cubes	List
Adjustable Footrest	M-ACC-FR3	8½"	15"	20"	6	1.5	226



*EXCLUDED

Worksurface Mounted CPU Holder

Notes

- Vertically mounts to underside of worksurface.
- 13.4" Glide track with a 360° swivel.
- Adjustable width from 3.25" to 6" and adjustable height from 16" to 22".
- Load capacity: 55 lbs.
- No tools are required to make adjustments.



Description	Model	H	D	W	Wt.	Cubes	List
Worksurface Mounted CPU Holder	M-ACC-UWCPU	16-22"	12"	3.25-6"	10	1.1	334

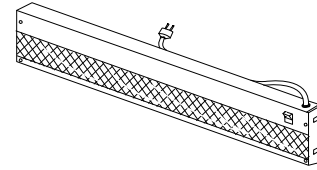
Task Lighting

Includes

- Fluorescent light bulb, 6 foot cord, 4 cord clips, mounting bars.

Notes

- Light available in Black finish only.
- Mount under Overhead Storage Cabinet or Shelf.
- For Chicago version with Fuse Plug, order FP option.
- Cord cover is metal construction.
- 6 ft. cord.



Description	Wattage	Model	H	D	W	Wt.	Cubes	List
Task Light 24W or greater	15	M-USL24	2"	7"	18"	6	0.4	233
Task Light 30W or greater	20	M-USL30	2"	7"	24.25"	7	0.4	262
Task Light 42W or greater	30	M-USL42	2"	7"	36.25"	9	0.4	293
Task Light 54W or greater	40	M-USL54	2"	7"	48.25"	11	0.4	342
Task Light 24W or greater-Fuse Plug	15	M-USL24FP	2"	7"	18.25"	6	0.4	323
Task Light 30W or greater-Fuse Plug	20	M-USL30FP	2"	7"	24.25"	7	0.4	354
Task Light 42W or greater-Fuse Plug	30	M-USL42FP	2"	7"	36.25"	9	0.4	386
Task Light 54W or greater-Fuse Plug	40	M-USL54FP	2"	7"	48.25"	11	0.4	419
Cord Cover (Manager)		M-CCM10	10"	2"	2"	2	0.2	33
Cord Cover (Manager)		M-CCM15	15"	2"	2"	2	0.2	35
Cord Cover (Manager)		M-CCM20	20"	2"	2"	2	0.2	47


Universal Overhead Task Lighting

Includes

- Fluorescent light bulb, 9 foot cord, 4 cord clips, mounting bars.

Notes

- Light available in black finish only.
- Mount under Overhead Storage Cabinet or Shelf.
- For Chicago version with Fuse Plug, order FP option.
- Excluded from GSA



Description	Model	H	D	W	Wt.	Cubes	List
Universal Overhead Task Light 24W	M-USLO24	1.1"	3.7"	24"	5	0.4	193
Universal Overhead Task Light 30W	M-USLO30	1.1"	3.7"	30"	7	0.6	213
Universal Overhead Task Light 42W	M-USLO42	1.1"	3.7"	42"	10	0.9	240
Universal Overhead Task Light 60W	M-USLO60	1.1"	3.7"	60"	12	1.1	292
Universal Overhead Task Light 24W - Fuse Plug	M-USLO24FP	1.1"	3.7"	24"	5	0.4	203
Universal Overhead Task Light 30W - Fuse Plug	M-USLO30FP	1.1"	3.7"	30"	7	0.6	230
Universal Overhead Task Light 42W - Fuse Plug	M-USLO42FP	1.1"	3.7"	42"	10	0.9	254
Universal Overhead Task Light 60W - Fuse Plug	M-USLO60FP	1.1"	3.7"	60"	12	1.1	314

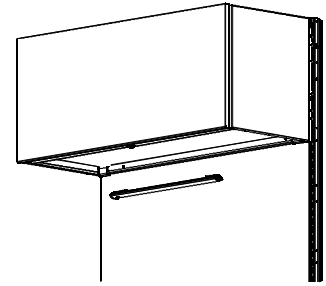
LED Undercabinet Task Lights

Includes

- LED light, magnets or adhesive pads for mounting
- M-USLEDxxAS and M-USLEDxxA models ship with power supply
- M-USLEDxxAUO models ship with 9" daisy chain jumper
- M-USLEDxxAS is single only (not daisy chainable)

Notes

- Available in white finish only
- Mount under overhead metal and wood storage cabinets or shelves
- Use 17" light on units 30" or smaller and 31" light on sizes 36" or larger
- To daisy chain order M-USLEDxxAUO models. Maximum daisy chain length of 4 units including starter



Description	Model	Wt.	Cubes	List
17" LED Light w/Power Supply (single)	M-USLED17AS	1	0.05	563
31" LED Light w/Power Supply (single)	M-USLED31AS	1.37	0.09	612
17" LED Light w/Power Supply for Daisy Chain (starter)	M-USLED17A	1.19	0.05	580
31" LED Light w/Power Supply for Daisy Chain (starter)	M-USLED31A	1.54	0.09	629
17" LED Light w/8" & 30" Jumper Cord for Daisy Chain (follower)	M-USLED17AUO	.62	0.03	521
31" LED Light w/8" & 30" Jumper Cord for Daisy Chain (follower)	M-USLED31AUO	.88	0.05	570
Undercabinet Occupancy Sensor w/1" End to End Connector	M-USLEDOSA	.22	0.01	106

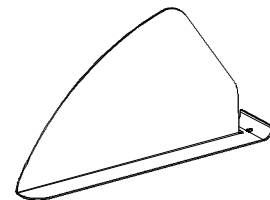
Shelf Organizer

Includes

- Shelf Organizer

Notes

- Fits universal overheads and open shelves only.

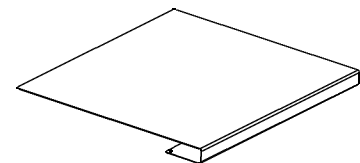


Description	Model	Wt.	Cubes	List
Shelf Organizer	M-PSO14	6	0.4	69

Corner Sleeve for Worksurfaces

Includes

- Corner sleeve, hardware and instructions



Description	Model	D	W	Wt.	Cubes	List
Corner Sleeve	M-CRNSLV	17.5"	22.5"	10	1.6	159

Small Desktop Lamp

Includes

- LED light
- 7' power cord

Notes

- Small profile. Base sits on worksurface.
- Lightweight
- Energy efficient 3W LED lamp
- 11.8" reach
- *Excluded - Not TAA compliant



Description	Model	Wt.	Cubes	List
Small Desktop Lamp	M-ACC-DTLAMPSM	3	0.6	246

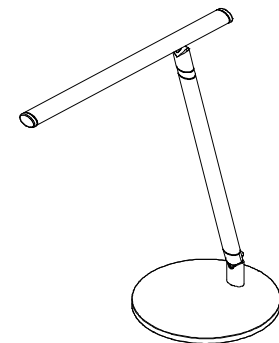
Articulating LED Desktop Lamp

Includes

- LED light
- Light comes with a silver 9' 4" power cord.

Notes

- Full-range dimming from 10% to 100%.
- Designed for 50,000 hours of life.
- Occupancy sensor is built into the head of the lamp and will automatically shut the lamp off after 6 minutes of undetected movement.
- Base swivel is 180 degrees.
- Uses only 5 watts of energy.



Description	Model	Wt.	Cubes	List
Articulating LED Desk Lamp	M-ACC-LED1	6.5	1.2	638
Articulating LED Desk Lamp w/ Occ Sensor	M-ACC-LED1OC	6.5	1.2	771

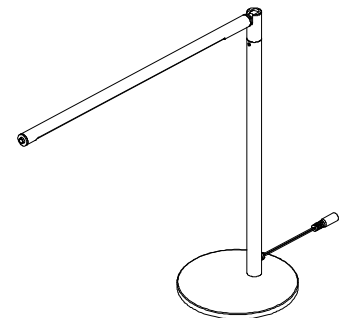
LED Desktop Lamp

Includes

- LED light
- Light comes with a silver 9' 4" power cord.

Notes

- Full-range dimming from 10% to 100%.
- Designed for 50,000 hours of life.
- Lamp is 15.83" tall.
- Desk lamp does not articulate at base. The pivoting head provides custom positioning, as it can be twisted 360 degrees.
- Uses only 5 watts of energy.



Description	Model	Wt.	Cubes	List
LED Task Desk Lamp	M-ACC-LED2	3.0	0.7	489

Electrical Accessories

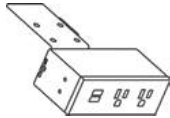
Notes

- M-PWRMOD - Color finishes available: Flint and White
- M-COMDOME2 - Color finish available: Loft
- M-WMCLIPSM/LG - Color finish available: Black

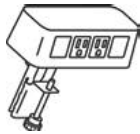
Description	Model	Wt.	Cubes	List
O-Leg Wire Clip	M-WMCLIPSM (4-Pack)	0.1	0.5	75
	M-WMCLIPLG (8-Pack)	0.1	0.8	125



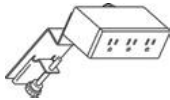
Description	Model	Wt.	Cubes	List
2 Receptacles 1 Under USB Worksurface Mt (Shown)	M-PWRMOD2UWM	2.3	0.2	550
3 Receptacles Under Worksurface Mt	M-PWRMOD3UWM	2.3	0.2	380



Description	Model	Wt.	Cubes	List
2 Receptacles 2 Data Accessory	M-COMDOME2	2.5	0.2	400



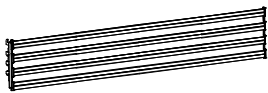
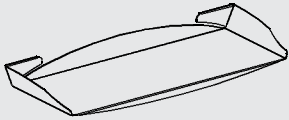
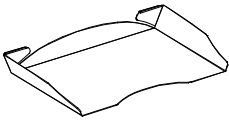
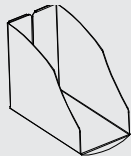

Description	Model	Wt.	Cubes	List
2 Receptacles 1 USB	M-PWRMOD2WC	2.3	0.2	550
3 Receptacles (Shown)	M-PWRMOD3WC	2.3	0.2	380



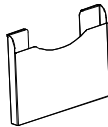
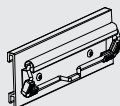


Universal Accessory Panel Rail and Accessories

Notes

- The Universal Panel Accessory rail is 5" high and provides a continuous full-width slot for mounting personal accessory components.
- The rails are designed for use on panels only.
- Accessories can be used only on the Universal Accessory Rail.
- Diagonal trays are non-handed.

Description	Model	H	D	W	Wt.	Cubes	List
	M-ACCRAIL24	5"	.5"	24"	5	0.2	198
	M-ACCRAIL30	5"	.5"	30"	6	0.3	212
	M-ACCRAIL36	5"	.5"	36"	7	0.3	223
	M-ACCRAIL42	5"	.5"	42"	8	0.4	236
	M-ACCRAIL48	5"	.5"	48"	9	0.4	245
	M-ACCRAIL60	5"	.5"	60"	11	0.5	285
Personal Shelf (21")	M-PS21	1.75"	7"	21"	3	0.5	139
							
Letter Tray	M-LT	1.7"	9"	13"	0.5	0.5	136
							
Binder Bin	M-SB	8.5"	5.2"	3	0.8	0.8	136
							
Diagonal Tray - (Non-handed) (3)	M-DT	8.5"	9.5"	4.5"	2	0.3	188
							


Universal Accessory Panel Rail and Accessories

Description	Model	H	W	Wt.	Cubes	List
File Pocket 	M-FP	8.9"	12"	2	0.3	139
Paper Clip 	M-CLIP2	1.9"	5"	1	0.2	139
Small Paper Clip Tray 	M-SMTRAY	1.8"	6.8"	1	0.1	97
Tool Box 	M-TB	5.25	5"	1	0.2	108

Panel Accessories

Notes


- Black paint only

Description	Model	Wt.	Cubes	List
Coat Hook 	M-PMC6	1.0	0.1	40

Universal Under Worksurface Hook

Notes

- Black paint only
- Ships in quantities of 2.

Description	Model	Wt.	Cubes	List
Universal Hook 	M-GSAUHK	3.0	0.1	85

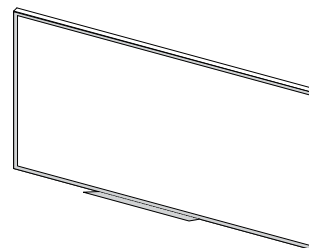
Universal Panel Mounted Whiteboard

Includes

- Panel mounted whiteboard and Marker tray.

Notes

- Panel Mount can be moved from space to space as needed.
- This surface is a dry erase application.



Description	Model	H	W	Wt.	Cubes	List
Panel Mounted Whiteboard 13H x 24W	M-PMWB1324	13"	24"	6	1	370
Panel Mounted Whiteboard 13H x 30W	M-PMWB1330	13"	30"	7	1.3	403
Panel Mounted Whiteboard 13H x 36W	M-PMWB1336	13"	36"	9	1.5	423
Panel Mounted Whiteboard 13H x 42W	M-PMWB1342	13"	42"	10	1.7	433
Panel Mounted Whiteboard 13H x 48W	M-PMWB1348	13"	48"	12	2	443
Panel Mounted Whiteboard 13H x 60W	M-PMWB1360	13"	60"	15	2.4	456
Panel Mounted Whiteboard 26H x 24W	M-PMWB2624	26"	24"	9	1.9	443
Panel Mounted Whiteboard 26H x 30W	M-PMWB2630	26"	30"	11	2.3	459
Panel Mounted Whiteboard 26H x 36W	M-PMWB2636	26"	36"	13	2.8	466
Panel Mounted Whiteboard 26H x 42W	M-PMWB2642	26"	42"	15	3.2	476
Panel Mounted Whiteboard 26H x 48W	M-PMWB2648	26"	48"	18	3.6	486
Panel Mounted Whiteboard 26H x 60W	M-PMWB2660	26"	60"	23	4.5	499

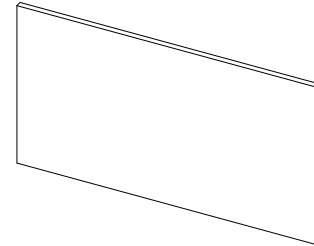
Universal Fabric Tackboard - Wall & Panel Mounted

Includes

- Fabric Tackboard

Notes

- Panel Mount can be moved from space to space as needed.



Description	Model	H	W	Wt.	Cubes	Grade A List	Grade B List
Panel Mounted Fabric Tackboard 13Hx24W	M-PMTB1324	13"	24"	6	0.6	322	331
Panel Mounted Fabric Tackboard 13Hx30W	M-PMTB1330	13"	30"	7	0.8	336	345
Panel Mounted Fabric Tackboard 13Hx36W	M-PMTB1336	13"	36"	9	0.9	363	372
Panel Mounted Fabric Tackboard 13Hx42W	M-PMTB1342	13"	42"	10	1.1	389	400
Panel Mounted Fabric Tackboard 13Hx48W	M-PMTB1348	13"	48"	12	1.3	424	435
Panel Mounted Fabric Tackboard 13Hx60W	M-PMTB1360	13"	60"	15	1.6	450	461
Panel Mounted Fabric Tackboard 26Hx24W	M-PMTB2624	26"	24"	9	1.3	336	348
Panel Mounted Fabric Tackboard 26Hx30W	M-PMTB2630	26"	30"	11	1.5	363	375
Panel Mounted Fabric Tackboard 26Hx36W	M-PMTB2636	26"	36"	13	1.7	384	396
Panel Mounted Fabric Tackboard 26Hx42W	M-PMTB2642	26"	42"	15	1.9	411	424
Panel Mounted Fabric Tackboard 26Hx48W	M-PMTB2648	26"	48"	18	2.1	444	457
Panel Mounted Fabric Tackboard 26Hx60W	M-PMTB2660	26"	60"	23	2.3	477	490
Wall Mounted Fabric Tackboard 13Hx24W	M-WMTB1324	13"	24"	6	0.6	322	331
Wall Mounted Fabric Tackboard 13Hx30W	M-WMTB1330	13"	30"	7	0.8	336	345
Wall Mounted Fabric Tackboard 13Hx36W	M-WMTB1336	13"	36"	9	0.9	363	372
Wall Mounted Fabric Tackboard 13Hx42W	M-WMTB1342	13"	42"	10	1.1	389	400
Wall Mounted Fabric Tackboard 13Hx48W	M-WMTB1348	13"	48"	12	1.3	424	435
Wall Mounted Fabric Tackboard 13Hx60W	M-WMTB1360	13"	60"	15	1.6	450	461
Wall Mounted Fabric Tackboard 26Hx24W	M-WMTB2624	26"	24"	9	1.3	336	348
Wall Mounted Fabric Tackboard 26Hx30W	M-WMTB2630	26"	30"	11	1.5	363	375
Wall Mounted Fabric Tackboard 26Hx36W	M-WMTB2636	26"	36"	13	1.7	384	396
Wall Mounted Fabric Tackboard 26Hx42W	M-WMTB2642	26"	42"	15	1.9	411	424
Wall Mounted Fabric Tackboard 26Hx48W	M-WMTB2648	26"	48"	18	2.1	444	457
Wall Mounted Fabric Tackboard 26Hx60W	M-WMTB2660	26"	60"	23	2.3	477	490

Touch-Up Paints

Notes

- Touch-Up Spray and Touch-up Pen are not available on air freight.
- White paint finish available on matching storage only.
- Touch-Up Paints are excluded from GSA contract.

EXCLUDED

Description	Model	Color	Wt.	Cubes	List
Touch-Up Spray (4.5oz Can)	M-ACC-TUSMPBL	Black	0.4	0.3	91
	M-ACC-TUSMPT3	Muslin	0.4	0.3	91
	M-ACC-TUSMP02	Flint	0.4	0.3	88
	M-ACC-TUSMP7B	Loft	0.4	0.3	88
	M-ACC-TUSMPT5	Greige	0.4	0.3	88
	M-ACC-TUSMP7D	Brownstone	0.4	0.3	88
	M-ACC-TUSMPPL	Platinum	0.4	0.3	88
	M-ACC-TUSMPWT	White	0.4	0.3	88
	M-ACC-TUSMPR3	Gunmetal	0.4	0.3	88
	M-ACC-TUSMPR5	Champagne	0.4	0.3	88
Touch-Up Pen	M-ACC-TUPMPBL	Black	0.1	0.1	59
	M-ACC-TUPMPT3	Muslin	0.1	0.1	59
	M-ACC-TUPMP02	Flint	0.1	0.1	57
	M-ACC-TUPMP7B	Loft	0.1	0.1	57
	M-ACC-TUPMPT5	Greige	0.1	0.1	57
	M-ACC-TUPMP7D	Brownstone	0.1	0.1	57
	M-ACC-TUPMPR3	Gunmetal	0.1	0.1	57
	M-ACC-TUPMPR5	Champagne	0.1	0.1	57
Touch-Up Bottle	M-ACC-TUBMPPL	Platinum	0.1	0.3	76
	M-ACC-TUBMPWT	White	0.1	0.3	76
	M-ACC-TUBMPT3	Muslin	0.1	0.3	76
	M-ACC-TUBMP02	Flint	0.1	0.3	73
	M-ACC-TUBMP7B	Loft	0.1	0.3	73
	M-ACC-TUBMPT5	Greige	0.1	0.3	73
	M-ACC-TUBMP7D	Brownstone	0.1	0.3	73
	M-ACC-TUBMPR3	Gunmetal	0.1	0.3	73
	M-ACC-TUBMPR5	Champagne	0.1	0.3	73

Large Fabric Swatches

Notes

- Touch-Up Spray and Touch-up Pen are not available on air freight.
- White paint finish available on matching storage only.
- Touch-Up Paints are excluded from GSA contract.
- All fabrics are available for large samples.
- Specify fabric color as a dot option.

Description	Model	H	W	List
FABRIC Swatch	M-SYFS	16	20	120



- REFERENCE
- EMERGE
- PREFIX
- WORKSURFACES
- SURPASS
- PREPARE
- STORAGE
- ACCESSORIES
- SEATING
- INDEX



Northport Seating

Features

- All task chairs feature a swivel and adjustable height with other features available on all models.
- All seating products with tilt features have adjustable tension control.
- Mesh back allows for air circulation to keep the user cool and comfortable for hours.
- Adjustable lumbar and synchro-tilt motion of the seat and back provide ergonomic comfort.
- Casters, cylinder, control, back and arms must be assembled.
- Excluded=Not on GSA Contract.

Comfort Controls



A. Fixed Arm Height



B. Adjustable Height Arms



C. Adjustable Height and Width Arms



D. 360° Swivel



E. Adjustable Lumbar Support



F. Synchro-Tilt



G. Tilt



H. Pneumatic Seat Height Adjustment









I. Seat Glide



J. Tilt Tension



K. Tilt Lock

Description	Model	D	W	H	Cubes	List
 <p> Mesh Back Fixed Arms Tilt Tension Tilt Lock Swivel A, D, F, H, J, K </p>	M-SENP101	27.4"	9.8"	24"	3.7	500
 <p> Mesh Back Fixed Arms Task Stool Swivel A, D, H, </p>	M-SENP105	11.42"	27.17"	25.59"	4.5	600
 <p> Adjustable Lumbar High Mesh Back Height Adjustable Arms Tilt Tension Tilt Lock Swivel B, D, E, F, H, J, K </p>	M-SENP201	26.75"	11"	23.75"	4.0	750
 <p> Adjustable Lumbar High Mesh Back Height and Width Adjustable arms Tilt Tension Tilt Lock Seat Glide Synchronized Tilt Swivel C, D, E, G, H, I, J, K </p>	M-SENP252	31"	13"	26"	6.0	1000
 <p> Adjustable Lumbar High Mesh Back Height and Width Adjustable arms Tilt Tension Tilt Lock Seat Glide Synchronized Tilt Swivel Adjustable Leather Seat C, D, E, G, H, I, J, K </p>	M-SENP452	31"	13"	26"	6.0	1200
 <p> Mesh Back Fixed Arms A </p>	M-SENP108	23.1"	9.1"	26.77"	3.2	270

Model Number	Pages	Model Number	Pages	Model Number	Pages	Model Number	Pages
M-ACC-DTLAMPSM	257	M-COMDOME2	62 106 211 258	M-ESP24F-R	231	M-FTCT1554E	152
M-ACC-FMED	252	M-CRNSLV	256	M-ESP24FM-A	231	M-FTCT1560E	152
M-ACC-FMED2	252	M-CTFB	159	M-ESP24FM-R	231	M-FTCT1568E	152
M-ACC-FMHD	252	M-CWB2	163	M-ESPCW	247	M-FTCT1572E	152
M-ACC-FR3	254	M-DAB1	163	M-FB24	159 199	M-FTDP9542	41
M-ACC-LED1	257	M-DAB10	163	M-FB30	159 199	M-FTETF15	52
M-ACC-LED10C	257	M-DOORLEVER	41 93	M-FCP1	248	M-FTETF30	52
M-ACC-LED2	257	M-DT	68 114 206 259	M-FCV1	248	M-FTETF35	52
M-ACC-LLCP	253	M-ECH1	61 104	M-FP	69 115 207 260	M-FTETF42	52
M-ACC-SSKT	253	M-ED1	60 104	M-FP3RJ45	61 107	M-FTETF50	52
M-ACC-TLBP	253	M-ED2	60 104	M-FP4RJ45	61 107	M-FTETF65	52
M-ACC-TUBMP02	263	M-ED3	60 104	M-FTCCT152424E	152	M-FTETF80	52
M-ACC-TUBMP7B	263	M-ED3D	60 104	M-FTCCT153030E	152	M-FTETFC07	52
M-ACC-TUBMP7D	263	M-ED4	60 104	M-FTCCT153636E	152	M-FTETFC15	52
M-ACC-TUBMPPL	263	M-EH24 (G)	60 106	M-FTCPL07	50	M-FTETFV07	52
M-ACC-TUBMPR3	263	M-EH30 (G)	60 106	M-FTCPL15	50	M-FTETFV15	52
M-ACC-TUBMPR5	263	M-EH36 (G)	60 106	M-FTCPL22	50	M-FTETFV22	52
M-ACC-TUBMPT3	263	M-EH42 (G)	60 106	M-FTCPL30	50	M-FTETFV30	52
M-ACC-TUBMPT5	263	M-EH48 (G)	60 106	M-FTCPL35	50	M-FTFB3524R	38
M-ACC-TUBMPWT	263	M-EH60 (G)	60 106	M-FTCPL42	50	M-FTFB3530R	38
M-ACC-TUPMP02	263	M-EH72 (G)	60 106	M-FTCPL50	50	M-FTFB3536R	38
M-ACC-TUPMP7B	263	M-EJ108	59	M-FTCPL65	50	M-FTFB3542R	38
M-ACC-TUPMP7D	263	M-EJ66	59	M-FTCPL80	50	M-FTFB3548R	38
M-ACC-TUPMPBL	263	M-EMCDHP	61	M-FTCPS07	50	M-FTFB3560R	38
M-ACC-TUPMPR3	263	M-EMFMC06	40	M-FTCPS15	50	M-FTFB4224R	38
M-ACC-TUPMPR5	263	M-EMFMC12	40	M-FTCPS22	50	M-FTFB4230R	38
M-ACC-TUPMPT3	263	M-EMFMC24	40	M-FTCPS30	50	M-FTFB4236R	38
M-ACC-TUPMPT5	263	M-EMFMC30	40	M-FTCPS35	50	M-FTFB4242R	38
M-ACC-TUSMP02	263	M-EMFMC36	40	M-FTCPS42	50	M-FTFB4248R	38
M-ACC-TUSMP7B	263	M-EMFMC42	40	M-FTCPS50	50	M-FTFB4260R	38
M-ACC-TUSMP7D	263	M-EMFMC48	40	M-FTCPS65	50	M-FTFB5024R	38
M-ACC-TUSMPBL	263	M-EP24	59 103	M-FTCPS80	50	M-FTFB5030R	38
M-ACC-TUSMPPL	263	M-EP30	59 103	M-FTCPT07	50	M-FTFB5036R	38
M-ACC-TUSMPR3	263	M-EP36	59 103	M-FTCPT15	50	M-FTFB5042R	38
M-ACC-TUSMPR5	263	M-EP42	59 103	M-FTCPT22	50	M-FTFB5048R	38
M-ACC-TUSMPT3	263	M-EP48	59 103	M-FTCPT30	50	M-FTFB5060R	38
M-ACC-TUSMPT5	263	M-EP60	59 103	M-FTCPT35	50	M-FTFB6524R	38
M-ACC-TUSMPWT	263	M-EP72	59 103	M-FTCPT42	50	M-FTFB6530R	38
M-ACC-UWCPU	254	M-EPF2	58 103	M-FTCPT50	50	M-FTFB6536R	38
M-ACCRAIL24	68 114 259	M-EPF3	58 103	M-FTCPT65	50	M-FTFB6542R	38
M-ACCRAIL30	68 114 259	M-EPFX	61 104	M-FTCPT80	50	M-FTFB6548R	38
M-ACCRAIL36	68 114 259	M-EPS24	59 103	M-FTCPX07	51	M-FTFB6560R	38
M-ACCRAIL42	68 114 259	M-EPS30	59 103	M-FTCPX15	51	M-FTFG0724	53
M-ACCRAIL48	68 114 259	M-EPS36	59 103	M-FTCPX22	51	M-FTFG0730	53
M-ACCRAIL60	68 114 259	M-EPS42	59 103	M-FTCPX30	51	M-FTFG0736	53
M-BDD	248	M-EPS48	59 103	M-FTCPX35	51	M-FTFG0742	53
M-BS30	241	M-EPS60	59 103	M-FTCPX42	51	M-FTFG0748	53
M-BS42	241	M-EPS72	59 103	M-FTCPX50	51	M-FTFG0754	53
M-BS48	241	M-ESM24BF-A	232	M-FTCPX65	51	M-FTFG0760	53
M-BS60	241	M-ESM24BF-R	232	M-FTCPX80	51	M-FTFG0766	53
M-BS72	241	M-ESP20B-A	231	M-FTCPY235	51	M-FTFG0772	53
M-BS82	241	M-ESP20B-R	231	M-FTCPY242	51	M-FTFG1524	53
M-C1L	159	M-ESP20BM-A	231	M-FTCPY250	51	M-FTFG1530	53
M-C1R	159	M-ESP20BM-R	231	M-FTCPY265	51	M-FTFG1536	53
M-CABD02	239	M-ESP20F-A	231	M-FTCPY335	51	M-FTFG1542	53
M-CABD10	239	M-ESP20F-R	231	M-FTCPY342	51	M-FTFG1548	53
M-CAFD02	239	M-ESP20FM-A	231	M-FTCPY350	51	M-FTFG1554	53
M-CAFD10	239	M-ESP20FM-R	231	M-FTCPY365	51	M-FTFG1560	53
M-CCM10	66 113 255	M-ESP24B-A	231	M-FTCT1524E	152	M-FTFG1566	53
M-CCM15	66 113 255	M-ESP24B-R	231	M-FTCT1530E	152	M-FTFG1572	53
M-CCM20	66 113 255	M-ESP24BM-A	231	M-FTCT1536E	152	M-FTFH24R	40
M-CD1	254	M-ESP24BM-R	231	M-FTCT1542E	152	M-FTFH30R	40
M-CLIP2	69 115 207 260	M-ESP24F-A	231	M-FTCT1548E	152	M-FTFH36R	40

*Fabrics, Laminates, Paints and upcharges associated with each are now outlined in the front of the pricebook. A guide on "How to Specify" product has also been added to the beginning.

Model Number	Pages	Model Number	Pages	Model Number	Pages	Model Number	Pages
M-FTFH42R	40	M-FTTS0748S	46	M-FTTS3036L	48	M-FTTS6042T	44
M-FTFH48R	40	M-FTTS0748W	47	M-FTTS3036PT	43	M-FTTS6048F	42
M-FTFH60R	40	M-FTTS0760F	42	M-FTTS3036S	46	M-FTTS6048T	44
M-FTFS1524R	39	M-FTTS0760S	46	M-FTTS3036T	44	M-FTTS6060F	42
M-FTFS1530R	39	M-FTTS0760W	47	M-FTTS3036W	47	M-FTTS6060T	44
M-FTFS1536R	39	M-FTTS1524ACC	43	M-FTTS3042F	42	M-FTVCT153030E	153
M-FTFS1542R	39	M-FTTS1524F	42	M-FTTS3042G	49	M-FTVCT153636E	153
M-FTFS1548R	39	M-FTTS1524G	49	M-FTTS3042L	48	M-FTVCT154242E	153
M-FTFS1560R	39	M-FTTS1524L	48	M-FTTS3042PT	43	M-FTVCT154848E	153
M-FTFS3024R	39	M-FTTS1524S	46	M-FTTS3042S	46	M-FTWE2426E	129
M-FTFS3030R	39	M-FTTS1524T	44	M-FTTS3042T	44	M-FTWE2426T	128
M-FTFS3036R	39	M-FTTS1524W	47	M-FTTS3042W	47	M-FTWE2432E	129
M-FTFS3042R	39	M-FTTS1530ACC	43	M-FTTS3048F	42	M-FTWE2432T	128
M-FTFS3048R	39	M-FTTS1530F	42	M-FTTS3048G	49	M-FTWE2438E	129
M-FTFS3060R	39	M-FTTS1530G	49	M-FTTS3048L	48	M-FTWE2438T	128
M-FTHRE2426E	147	M-FTTS1530L	48	M-FTTS3048PT	43	M-FTWE2444E	129
M-FTHRE2426T	147	M-FTTS1530S	46	M-FTTS3048S	46	M-FTWE2444T	128
M-FTHRE2430E	147	M-FTTS1530T	44	M-FTTS3048T	44	M-FTWE2450E	129
M-FTHRE2430T	147	M-FTTS1530W	47	M-FTTS3048W	47	M-FTWE2450T	128
M-FTHRE2436E	147	M-FTTS1536ACC	43	M-FTTS3060F	42	M-FTWE2456E	129
M-FTHRE2436T	147	M-FTTS1536F	42	M-FTTS3060G	49	M-FTWE2456T	128
M-FTPP56	58	M-FTTS1536G	49	M-FTTS3060L	48	M-FTWE2462E	129
M-FTPP78	58	M-FTTS1536L	48	M-FTTS3060PT	43	M-FTWE2462T	128
M-FTPTT24	58	M-FTTS1536S	46	M-FTTS3060S	46	M-FTWE2468E	129
M-FTPTT30	58	M-FTTS1536T	44	M-FTTS3060T	44	M-FTWE2468T	128
M-FTPTT36	58	M-FTTS1536W	47	M-FTTS3060W	47	M-FTWE2474E	129
M-FTPTT42	58	M-FTTS1542ACC	43	M-FTTS3724F	42	M-FTWE2474T	128
M-FTPTT48	58	M-FTTS1542F	42	M-FTTS3724L	48	M-FTWE2480E	129
M-FTPTT60	58	M-FTTS1542G	49	M-FTTS3724T	44	M-FTWE2480T	128
M-FTSB24	49	M-FTTS1542L	48	M-FTTS3730F	42	M-FTWSK15	52
M-FTSB30	49	M-FTTS1542S	46	M-FTTS3730L	48	M-FTWSK30	52
M-FTSB36	49	M-FTTS1542T	44	M-FTTS3730T	44	M-FTWSK35	52
M-FTSB42	49	M-FTTS1542W	47	M-FTTS3736F	42	M-FTWSK42	52
M-FTSB48	49	M-FTTS1548ACC	43	M-FTTS3736L	48	M-FTWSK50	52
M-FTSB60	49	M-FTTS1548F	42	M-FTTS3736T	44	M-FTWSK65	52
M-FTSD5042	41	M-FTTS1548G	49	M-FTTS3742F	42	M-GSAUHK	260
M-FTSD6542	41	M-FTTS1548L	48	M-FTTS3742L	48	M-ICCAW25	238
M-FTSD8042	41	M-FTTS1548S	46	M-FTTS3742T	44	M-ICCAW35	238
M-FTSDKIT30	41	M-FTTS1548T	44	M-FTTS3748F	42	M-ICCAW50	238
M-FTSDKIT36	41	M-FTTS1548W	47	M-FTTS3748L	48	M-ICCAHR12	238
M-FTSDKIT42	41	M-FTTS1560ACC	43	M-FTTS3748T	44	M-ICCAUC1824	238
M-FTSDKIT48	41	M-FTTS1560F	42	M-FTTS3760F	42	M-ICCAUC1830	238
M-FTTC24	53	M-FTTS1560G	49	M-FTTS3760L	48	M-ICCAUC1836	238
M-FTTC30	53	M-FTTS1560L	48	M-FTTS3760T	44	M-ICCAUC2415	232
M-FTTC36	53	M-FTTS1560S	46	M-FTTS4524F	42	M-ICCBX223018BFMA	237
M-FTTC42	53	M-FTTS1560T	44	M-FTTS4524T	44	M-ICCBX223018BFMR	237
M-FTTC48	53	M-FTTS1560W	47	M-FTTS4530F	42	M-ICCBX223018O	237
M-FTTC60	53	M-FTTS3024F	42	M-FTTS4530T	44	M-ICCBX223618BFMA	237
M-FTTD0842F	41	M-FTTS3024G	49	M-FTTS4536F	42	M-ICCBX223618BFMR	237
M-FTTPB	45	M-FTTS3024L	48	M-FTTS4536T	44	M-ICCBX223618O	237
M-FTTS0724F	42	M-FTTS3024PT	43	M-FTTS4542F	42	M-ICCBX224818LBFOMA	237
M-FTTS0724S	46	M-FTTS3024S	46	M-FTTS4542T	44	M-ICCBX224818LBFOMR	237
M-FTTS0724W	47	M-FTTS3024T	44	M-FTTS4548F	42	M-ICCBX224818RBFOMA	237
M-FTTS0730F	42	M-FTTS3024W	47	M-FTTS4548T	44	M-ICCBX224818RBFOMR	237
M-FTTS0730S	46	M-FTTS3030F	42	M-FTTS4560F	42	M-ICCBX226018LBFOMA	237
M-FTTS0730W	47	M-FTTS3030G	49	M-FTTS4560T	44	M-ICCBX226018LBFOMR	237
M-FTTS0736F	42	M-FTTS3030L	48	M-FTTS6024F	42	M-ICCBX226018RBFOMA	237
M-FTTS0736S	46	M-FTTS3030PT	43	M-FTTS6024T	44	M-ICCBX226018RBFOMR	237
M-FTTS0736W	47	M-FTTS3030S	46	M-FTTS6030F	42	M-ICCRPB22L	238
M-FTTS0742F	42	M-FTTS3030T	44	M-FTTS6030T	44	M-ICCRPB22R	238
M-FTTS0742S	46	M-FTTS3030W	47	M-FTTS6036F	42	M-ICPM211518BFMA	245
M-FTTS0742W	47	M-FTTS3036F	42	M-FTTS6036T	44	M-ICPM211518BFMR	245
M-FTTS0748F	42	M-FTTS3036G	49	M-FTTS6042F	42	M-ICPM211524BFMA	245

Model Number	Pages	Model Number	Pages	Model Number	Pages	Model Number	Pages
M-ICPM211524BFMR	245	M-LF336-A	234	M-MDCCT2436	183	M-MDEJ48	208
M-ICPM271518BBFMA	245	M-LF336-R	234	M-MDCCT2442	183	M-MDEJ54	208
M-ICPM271518BBFMR	245	M-LF342-A	234	M-MDCCT2448	183	M-MDEJ6	208
M-ICPM271518FFMA	245	M-LF342-R	234	M-MDCCT3042	183	M-MDEJ60	208
M-ICPM271518FFMR	245	M-LF430-A	235	M-MDCCT3048	183	M-MDEJ66	208
M-ICPM271524BBFMA	245	M-LF430-R	234	M-MDCDL29	198	M-MDEJ72	208
M-ICPM271524BBFMR	245	M-LF436-A	235	M-MDCRK29	198	M-MDEJ78	208
M-ICPM271524FFMA	245	M-LF436-R	234	M-MDCSE2436	182	M-MDEJ84	208
M-ICPM271524FFMR	245	M-LF442-A	235	M-MDCSE2442	182	M-MDEJ90	208
M-ICPSBX281518BBFMA	244	M-LF442-R	234	M-MDCSE2448	182	M-MDEP12	194
M-ICPSBX281518BBFMR	244	M-LF530-A	235	M-MDCSE3042	182	M-MDEP24	194
M-ICPSBX281518FFMA	244	M-LF530-R	235	M-MDCSE3048	182	M-MDEP30	194
M-ICPSBX281518FFMR	244	M-LF536-A	235	M-MDCST2436	182	M-MDEPF144	209
M-ICPSBX281524BBFMA	244	M-LF536-R	235	M-MDCST2442	182	M-MDEPF36	209
M-ICPSBX281524BBFMR	244	M-LF542-A	235	M-MDCST2448	182	M-MDEPF48	209
M-ICPSBX281524FFMA	244	M-LF542-R	235	M-MDCST3042	182	M-MDEPF60	209
M-ICPSBX281524FFMR	244	M-LFOF2730-N	235	M-MDCST3048	182	M-MDEPF72	209
M-ICTBX502424LBBFMA	242	M-LFOF2736-N	235	M-MDCWD29L	201	M-MDEPF96	209
M-ICTBX502424LBBFMR	242	M-LFOF2742-N	235	M-MDCWD29R	201	M-MDER1	210
M-ICTBX502424LFFMA	242	M-LFWT1830E	240	M-MDDD1230FT	204	M-MDER2	210
M-ICTBX502424LFFMR	242	M-LFWT1836E	240	M-MDDD1236FT	204	M-MDFPS2830FT	205
M-ICTBX502424RBBFMA	242	M-LFWT1842E	240	M-MDDD1242FT	204	M-MDFPS2836FT	205
M-ICTBX502424RBBFMR	242	M-LFWT1848E	240	M-MDDD1248FT	204	M-MDFPS2842FT	205
M-ICTBX502424RFFMA	242	M-LFWT1860E	240	M-MDDD1254FT	204	M-MDFPS2848FT	205
M-ICTBX502424RFFMR	242	M-LFWT1866E	240	M-MDDD1260FT	204	M-MDFPS2854FT	205
M-ICTBX652424LBBFMA	242	M-LFWT1872E	240	M-MDDR1220FT	205	M-MDFPS2860FT	205
M-ICTBX652424LBBFMR	242	M-LFWT1878E	240	M-MDDR1224FT	205	M-MDGPCE3660L	188
M-ICTBX652424LFFMA	242	M-LFWT1884E	240	M-MDDR1230FT	205	M-MDGPCE3660R	188
M-ICTBX652424LFFMR	242	M-LFWT3630E	240	M-MDDR1236FT	205	M-MDGPCE3666L	188
M-ICTBX652424RBBFMA	242	M-LFWT3636E	240	M-MDDS1324F	204	M-MDGPCE3666R	188
M-ICTBX652424RBBFMR	242	M-LFWT3642E	240	M-MDDS1330F	204	M-MDGPCE3672L	188
M-ICTBX652424RFFMA	242	M-LFWT3648E	240	M-MDDS1336F	204	M-MDGPCE3672R	188
M-ICTBX652424RFFMR	242	M-LFWT3660E	240	M-MDDS1342F	204	M-MDGPCT3660L	188
M-ICTSBX502424LBBFMA	243	M-LFWT3666E	240	M-MDDS1348F	204	M-MDGPCT3660R	188
M-ICTSBX502424LBBFMR	243	M-LFWT3672E	240	M-MDDS1354F	204	M-MDGPCT3666L	188
M-ICTSBX502424LFFMA	243	M-LFWT3678E	240	M-MDDS1360F	204	M-MDGPCT3666R	188
M-ICTSBX502424LFFMR	243	M-LFWT3684E	240	M-MDDS2024F	204	M-MDGPCT3672L	188
M-ICTSBX502424RBBFMA	243	M-LSR4	249	M-MDDS2030F	204	M-MDGPCT3672R	188
M-ICTSBX502424RBBFMR	243	M-LT	68 114 206 259	M-MDDS2036F	204	M-MDGPCE3660L	189
M-ICTSBX502424RFFMA	243	M-MDA8TO4CON	209	M-MDDS2042F	204	M-MDGPCE3660R	189
M-ICTSBX502424RFFMR	243	M-MDAR24	206	M-MDDS2048F	204	M-MDGPCE3666L	189
M-ICTSBX652424LBBFMA	243	M-MDAR30	206	M-MDDS2054F	204	M-MDGPCE3666R	189
M-ICTSBX652424LBBFMR	243	M-MDAR36	206	M-MDDS2060F	204	M-MDGPCE3672L	189
M-ICTSBX652424LFFMA	243	M-MDAR42	206	M-MDEC	210	M-MDGPCE3672R	189
M-ICTSBX652424LFFMR	243	M-MDAR48	206	M-MDEC4	209	M-MDGPCT3660L	189
M-ICTSBX652424RBBFMA	243	M-MDBFE3060	180	M-MDEFE3060	181	M-MDGPCT3660R	189
M-ICTSBX652424RBBFMR	243	M-MDBFE3066	180	M-MDEFE3066	181	M-MDGPCT3666L	189
M-ICTSBX652424RFFMA	243	M-MDBFE3072	180	M-MDEFE3072	181	M-MDGPCT3666R	189
M-ICTSBX652424RFFMR	243	M-MDBFE3660	180	M-MDEFE3660	181	M-MDGPCT3672L	189
M-LATSPR6-LH	248	M-MDBFE3666	180	M-MDEFE3666	181	M-MDGPCT3672R	189
M-LATSPR6-RH	248	M-MDBFE3672	180	M-MDEFE3672	181	M-MDHO1536E	202
M-LC	65 110 203 246	M-MDBFT3060	180	M-MDEFT3060	181	M-MDHO1542E	202
M-LC1S	238	M-MDBFT3066	180	M-MDEFT3066	181	M-MDHO1548E	202
M-LD3	249	M-MDBFT3072	180	M-MDEFT3072	181	M-MDHO1560E	202
M-LDR2	249	M-MDBFT3660	180	M-MDEFT3660	181	M-MDHO1566E	202
M-LF230-A	234	M-MDBFT3666	180	M-MDEFT3666	181	M-MDHO1572E	202
M-LF230-R	234	M-MDBFT3672	180	M-MDEFT3672	181	M-MDHT1536	203
M-LF236-A	234	M-MDCBK29	198	M-MDEJ12	208	M-MDHT1542	203
M-LF236-R	234	M-MDCE2436	183	M-MDEJ18	208	M-MDHT1548	203
M-LF242-A	234	M-MDCE2442	183	M-MDEJ24	208	M-MDHT1554	203
M-LF242-R	234	M-MDCE2448	183	M-MDEJ30	208	M-MDHT1560	203
M-LF330-A	234	M-MDCE3042	183	M-MDEJ36	208	M-MDHT1566	203
M-LF330-R	234	M-MDCE3048	183	M-MDEJ42	208	M-MDHT1572	203

*Fabrics, Laminates, Paints and upcharges associated with each are now outlined in the front of the pricebook. A guide on "How to Specify" product has also been added to the beginning.

Model Number	Pages	Model Number	Pages	Model Number	Pages	Model Number	Pages
M-MDJC	211	M-MDMP30FP	200	M-MDPRSE3054	185	M-MDWRT2466	178
M-MDJC12	211	M-MDMP30HP	200	M-MDPRSE3060	185	M-MDWRT2472	178
M-MDLJE2460L	192	M-MDMP36FP	200	M-MDPRSE3066	185	M-MDWRT3024	178
M-MDLJE2460R	192	M-MDMP36HP	200	M-MDPRSE3072	185	M-MDWRT3030	178
M-MDLJE2466L	192	M-MDMP42FP	200	M-MDPRST2448	185	M-MDWRT3036	178
M-MDLJE2466R	192	M-MDMP42HP	200	M-MDPRST2454	185	M-MDWRT3042	178
M-MDLJE2472L	192	M-MDMP48FP	200	M-MDPRST2460	185	M-MDWRT3048	178
M-MDLJE2472R	192	M-MDMP48HP	200	M-MDPRST2466	185	M-MDWRT3054	178
M-MDLJE2478L	192	M-MDMP54FP	200	M-MDPRST2472	185	M-MDWRT3060	178
M-MDLJE2478R	192	M-MDMP54HP	200	M-MDPRST3048	185	M-MDWRT3066	178
M-MDLJE2484L	192	M-MDMP60FP	200	M-MDPRST3054	185	M-MDWRT3072	178
M-MDLJE2484R	192	M-MDMP60HP	200	M-MDPRST3060	185	M-MK	65 110 203 246
M-MDLJE3060L	192	M-MDMP66FP	200	M-MDPRST3066	185	M-MTSKIT	247
M-MDLJE3060R	192	M-MDMP66HP	200	M-MDPRST3072	185	M-P51500	165
M-MDLJE3066L	192	M-MDMP72FP	200	M-MDPT2460	184	M-P51500-42	165
M-MDLJE3066R	192	M-MDMP72HP	200	M-MDPT2466	184	M-PEDSPRO-LH	248
M-MDLJE3072L	192	M-MDMP36F	201	M-MDPT2472	184	M-PEDSPRO-RH	248
M-MDLJE3072R	192	M-MDMP36H	201	M-MDPT3060	184	M-PEDSPR4-LH	248
M-MDLJE3078L	192	M-MDMP42F	201	M-MDPT3066	184	M-PEDSPR4-RH	248
M-MDLJE3078R	192	M-MDMP42H	201	M-MDPT3072	184	M-PFXB-3520FP	87
M-MDLJE3084L	192	M-MDMP48F	201	M-MDPT3660	184	M-PFXB-3524FP	87
M-MDLJE3084R	192	M-MDMP48H	201	M-MDPT3666	184	M-PFXB-3530FP	87
M-MDLRE3660L	191	M-MDMP60F	201	M-MDPT3672	184	M-PFXB-3536FP	87
M-MDLRE3660R	191	M-MDMP60H	201	M-MDRS1324F	204	M-PFXB-3542FP	87
M-MDLRE3666L	191	M-MDMP66F	201	M-MDRS1330F	204	M-PFXB-3548FP	87
M-MDLRE3666R	191	M-MDMP66H	201	M-MDRS2024F	204	M-PFXB-3560FP	87
M-MDLRE3672L	191	M-MDMP72F	201	M-MDRS2030F	204	M-PFXB-3572FP	87
M-MDLRE3672R	191	M-MDMP72H	201	M-MDSL2429	160 194	M-PFXB-4220FP	87
M-MDLRE4260L	191	M-MDPA36	206	M-MDSL29	195	M-PFXB-4224FP	87
M-MDLRE4260R	191	M-MDPA42	206	M-MDSL3029	160 194	M-PFXB-4230FP	87
M-MDLRE4266L	191	M-MDPA48	206	M-MDSO36E	202	M-PFXB-4236FP	87
M-MDLRE4266R	191	M-MDPA54	206	M-MDSO42E	202	M-PFXB-4242FP	87
M-MDLRE4272L	191	M-MDPA60	206	M-MDSO48E	202	M-PFXB-4248FP	87
M-MDLRE4272R	191	M-MDPA66	206	M-MDSO60E	202	M-PFXB-4260FP	87
M-MDLRE4860L	191	M-MDPA72	206	M-MDSO66E	202	M-PFXB-4272FP	87
M-MDLRE4860R	191	M-MDPBE3072	186	M-MDSO72E	202	M-PFXB-5020FGP	88
M-MDLRE4866L	191	M-MDPBT3072	186	M-MDWM24	208	M-PFXB-5020FP	87
M-MDLRE4866R	191	M-MDPC29	197	M-MDWM36	208	M-PFXB-5024FGP	88
M-MDLRE4872L	191	M-MDPDE3072	187	M-MDWRE2424	179	M-PFXB-5024FP	87
M-MDLRE4872R	191	M-MDPDT3072	187	M-MDWRE2430	179	M-PFXB-5030FGP	88
M-MDLRT3660L	190	M-MDPE2460	184	M-MDWRE2436	179	M-PFXB-5030FP	87
M-MDLRT3660R	190	M-MDPE2466	184	M-MDWRE2442	179	M-PFXB-5036FGP	88
M-MDLRT3666L	190	M-MDPE2472	184	M-MDWRE2448	179	M-PFXB-5036FP	87
M-MDLRT3666R	190	M-MDPE3060	184	M-MDWRE2454	179	M-PFXB-5042FGP	88
M-MDLRT3672L	190	M-MDPE3066	184	M-MDWRE2460	179	M-PFXB-5042FP	87
M-MDLRT3672R	190	M-MDPE3072	184	M-MDWRE2466	179	M-PFXB-5048FGP	88
M-MDLRT4260L	190	M-MDPE3660	184	M-MDWRE2472	179	M-PFXB-5048FP	87
M-MDLRT4260R	190	M-MDPE3666	184	M-MDWRE3024	179	M-PFXB-5060FGP	88
M-MDLRT4266L	190	M-MDPE3672	184	M-MDWRE3030	179	M-PFXB-5060FP	87
M-MDLRT4266R	190	M-MDPG	199	M-MDWRE3036	179	M-PFXB-5072FGP	88
M-MDLRT4272L	190	M-MDPM54	197	M-MDWRE3042	179	M-PFXB-5072FP	87
M-MDLRT4272R	190	M-MDPM60	197	M-MDWRE3048	179	M-PFXB-6520FGP	88
M-MDLRT4860L	190	M-MDPM66	197	M-MDWRE3054	179	M-PFXB-6520FP	87
M-MDLRT4860R	190	M-MDPM72	197	M-MDWRE3060	179	M-PFXB-6524FGP	88
M-MDLRT4866L	190	M-MDPMBLH	200	M-MDWRE3066	179	M-PFXB-6524FP	87
M-MDLRT4866R	190	M-MDPMBRH	200	M-MDWRE3072	179	M-PFXB-6530FGP	88
M-MDLRT4872L	190	M-MDPP	210	M-MDWRT2424	178	M-PFXB-6530FP	87
M-MDLRT4872R	190	M-MDPRSE2448	185	M-MDWRT2430	178	M-PFXB-6536FGP	88
M-MDMADCON	209	M-MDPRSE2454	185	M-MDWRT2436	178	M-PFXB-6536FP	87
M-MDMAINFEED72	209	M-MDPRSE2460	185	M-MDWRT2442	178	M-PFXB-6542FGP	88
M-MDMAINFEED156	209	M-MDPRSE2466	185	M-MDWRT2448	178	M-PFXB-6542FP	87
M-MDMP24FP	200	M-MDPRSE2472	185	M-MDWRT2454	178	M-PFXB-6548FGP	88
M-MDMP24HP	200	M-MDPRSE3048	185	M-MDWRT2460	178	M-PFXB-6548FP	87

Model Number	Pages	Model Number	Pages	Model Number	Pages	Model Number	Pages
M-PFXB-6560FGP	88	M-PFXC-78P	105	M-PFXM-5020FP	86	M-PMTB1336	71 117 262
M-PFXB-6560FP	87	M-PFXC-80E	97	M-PFXM-5024FP	86	M-PMTB1342	71 117 262
M-PFXB-6572FGP	88	M-PFXC-80L	94	M-PFXM-5030FP	86	M-PMTB1348	71 117 262
M-PFXB-6572FP	87	M-PFXC-80S	94	M-PFXM-5036FP	86	M-PMTB1360	71 117 262
M-PFXC-07HL	99	M-PFXC-80T	95	M-PFXM-5042FP	86	M-PMTB2624	71 117 262
M-PFXC-07HLS	99	M-PFXC-80V	96	M-PFXM-5048FP	86	M-PMTB2630	71 117 262
M-PFXC-156P	105	M-PFXC-80W	98	M-PFXM-5060FP	86	M-PMTB2636	71 117 262
M-PFXC-15HL	99	M-PFXC-80X	95	M-PFXM-5072FP	86	M-PMTB2642	71 117 262
M-PFXC-15HLS	99	M-PFXC-80Y	96	M-PFXM-6520FP	86	M-PMTB2648	71 117 262
M-PFXC-22HL	99	M-PFXC-S	97	M-PFXM-6524FP	86	M-PMTB2660	71 117 262
M-PFXC-22HLS	99	M-PFXDP8042P	93	M-PFXM-6530FP	86	M-PMWB1324	70 116 261
M-PFXC-30HL	99	M-PFXFGS-0720	91	M-PFXM-6536FP	86	M-PMWB1330	70 116 261
M-PFXC-30HLS	99	M-PFXFGS-0724	91	M-PFXM-6542FP	86	M-PMWB1336	70 116 261
M-PFXC-35E	97	M-PFXFGS-0730	91	M-PFXM-6548FP	86	M-PMWB1342	70 116 261
M-PFXC-35L	94	M-PFXFGS-0736	91	M-PFXM-6560FP	86	M-PMWB1348	70 116 261
M-PFXC-35S	94	M-PFXFGS-0742	91	M-PFXM-6572FP	86	M-PMWB1360	70 116 261
M-PFXC-35T	95	M-PFXFGS-0748	91	M-PFXS-1520F	90	M-PMWB2624	70 116 261
M-PFXC-35V	96	M-PFXFGS-0754	91	M-PFXS-1520G	89	M-PMWB2630	70 116 261
M-PFXC-35W	98	M-PFXFGS-0760	91	M-PFXS-1524F	90	M-PMWB2636	70 116 261
M-PFXC-35X	95	M-PFXFGS-0766	91	M-PFXS-1524G	89	M-PMWB2642	70 116 261
M-PFXC-35Y	96	M-PFXFGS-0772	91	M-PFXS-1530F	90	M-PMWB2648	70 116 261
M-PFXC-42E	97	M-PFXFGS-1520	91	M-PFXS-1530G	89	M-PMWB2660	70 116 261
M-PFXC-42L	94	M-PFXFGS-1524	91	M-PFXS-1536F	90	M-PP2436RE	218
M-PFXC-42S	94	M-PFXFGS-1530	91	M-PFXS-1536G	89	M-PP2436RE1	219
M-PFXC-42T	95	M-PFXFGS-1536	91	M-PFXS-1542F	90	M-PP2448RE	218
M-PFXC-42V	96	M-PFXFGS-1542	91	M-PFXS-1542G	89	M-PP2448RE1	219
M-PFXC-42W	98	M-PFXFGS-1548	91	M-PFXS-1548F	90	M-PP2460RE	218
M-PFXC-42X	95	M-PFXFGS-1554	91	M-PFXS-1548G	89	M-PP2460RE1	219
M-PFXC-42Y	96	M-PFXFGS-1560	91	M-PFXS-1560F	90	M-PP2472RE	218
M-PFXC-50E	97	M-PFXFGS-1566	91	M-PFXS-1560G	89	M-PP2472RE1	219
M-PFXC-50L	94	M-PFXFGS-1572	91	M-PFXS-1572F	90	M-PP3048RE	218
M-PFXC-50S	94	M-PFXH-5020FGP	88	M-PFXS-1572G	89	M-PP3048RE1	219
M-PFXC-50T	95	M-PFXH-5024FGP	88	M-PFXS-3020G	89	M-PP3060RE	218
M-PFXC-50V	96	M-PFXH-5030FGP	88	M-PFXS-3024G	89	M-PP3060RE1	219
M-PFXC-50W	98	M-PFXH-5036FGP	88	M-PFXS-3030G	89	M-PP3072RE	218
M-PFXC-50X	95	M-PFXH-5042FGP	88	M-PFXS-3036G	89	M-PP3072RE1	219
M-PFXC-50Y	96	M-PFXH-5048FGP	88	M-PFXS-3042G	89	M-PP3072RE2	219
M-PFXC-57E	97	M-PFXH-5060FGP	88	M-PFXS-3048G	89	M-PP30RND	220
M-PFXC-57L	94	M-PFXH-5072FGP	88	M-PFXS-3060G	89	M-PP30RND1	220
M-PFXC-57S	94	M-PFXH-6520FGP	88	M-PFXSD5042	92	M-PP30SQR	220
M-PFXC-57T	95	M-PFXH-6524FGP	88	M-PFXSD6542	92	M-PP30SQR1	220
M-PFXC-57V	96	M-PFXH-6530FGP	88	M-PFXSD8042	92	M-PP3648RE	218
M-PFXC-57W	98	M-PFXH-6536FGP	88	M-PFXSDKIT30	92	M-PP3648RE1	219
M-PFXC-57X	95	M-PFXH-6542FGP	88	M-PFXSDKIT36	92	M-PP3660RE	218
M-PFXC-57Y	96	M-PFXH-6548FGP	88	M-PFXSDKIT42	92	M-PP3660RE1	219
M-PFXC-65E	97	M-PFXH-6560FGP	88	M-PFXSDKIT48	92	M-PP3672CO	221
M-PFXC-65L	94	M-PFXH-6572FGP	88	M-PFXTC20	90	M-PP3672CO1	221
M-PFXC-65S	94	M-PFXM-3520FP	86	M-PFXTC24	90	M-PP3672CO2	221
M-PFXC-65T	95	M-PFXM-3524FP	86	M-PFXTC30	90	M-PP3672RE	218
M-PFXC-65V	96	M-PFXM-3530FP	86	M-PFXTC36	90	M-PP3672RE1	219
M-PFXC-65W	98	M-PFXM-3536FP	86	M-PFXTC42	90	M-PP3672RE2	219
M-PFXC-65X	95	M-PFXM-3542FP	86	M-PFXTC48	90	M-PP3684RE	218
M-PFXC-65Y	96	M-PFXM-3548FP	86	M-PFXTC60	90	M-PP3684RE1	219
M-PFXC-65YEB	98	M-PFXM-3560FP	86	M-PFXTC72	90	M-PP3684RE2	219
M-PFXC-65YM	98	M-PFXM-3572FP	86	M-PMC6	69 115 260	M-PP3696RE	218
M-PFXC-72E	97	M-PFXM-4220FP	86	M-PMEP12L	162	M-PP3696RE1	219
M-PFXC-72L	94	M-PFXM-4224FP	86	M-PMEP12R	162	M-PP3696RE2	219
M-PFXC-72S	94	M-PFXM-4230FP	86	M-PMEP24L	162	M-PP36RND	220
M-PFXC-72T	95	M-PFXM-4236FP	86	M-PMEP24R	162	M-PP36RND1	220
M-PFXC-72V	96	M-PFXM-4242FP	86	M-PMEP30L	162	M-PP36SQR	220
M-PFXC-72W	98	M-PFXM-4248FP	86	M-PMEP30R	162	M-PP36SQR1	220
M-PFXC-72X	95	M-PFXM-4260FP	86	M-PMTB1324	71 117 262	M-PP4284CO	221
M-PFXC-72Y	96	M-PFXM-4272FP	86	M-PMTB1330	71 117 262	M-PP4284CO1	221

*Fabrics, Laminates, Paints and upcharges associated with each are now outlined in the front of the pricebook. A guide on "How to Specify" product has also been added to the beginning.



INDEX

REFERENCE

EMERGE

PREFIX

WORKSURFACES

SURPASS

PREPARE

STORAGE

ACCESSORIES

SEATING

INDEX

Model Number	Pages	Model Number	Pages	Model Number	Pages	Model Number	Pages
M-PP4284CO2	221	M-PPT34CVR	225	M-PXWR2456E	129	M-UCREL243666E	140
M-PP42RND	220	M-PPT34FG	224	M-PXWR2456T	128	M-UCREL243666T	139
M-PP42RND1	220	M-PPX27FC	224	M-PXWR2462E	129	M-UCREL243672E	140
M-PP42SQR	220	M-PPX27FG	224	M-PXWR2462T	128	M-UCREL243672T	139
M-PP42SQR1	220	M-PPX27FGE	224	M-PXWR2468E	129	M-UCREL244860E	140
M-PP4860RE	218	M-PPX27FGU	224	M-PXWR2468T	128	M-UCREL244860T	139
M-PP4860RE1	219	M-PPX27FGUE	224	M-PXWR2474E	129	M-UCREL244866E	140
M-PP4872RE	218	M-PPX34FG	224	M-PXWR2474T	128	M-UCREL244866T	139
M-PP4872RE1	219	M-PPX34FGE	224	M-PXWR2480E	129	M-UCREL244872E	140
M-PP4872RE2	219	M-PS21	68 114 206 259	M-PXWR2480T	128	M-UCREL244872T	139
M-PP4884RE	218	M-PSCBBF-A	233	M-QPBLANK	107	M-UCREL304860E	140
M-PP4884RE1	219	M-PSCBBF-R	233	M-SB	68 114 206 259	M-UCREL304860T	139
M-PP4884RE2	219	M-PSO14	67 111 256	M-SC183640-R	233	M-UCREL304866E	140
M-PP4896CO	221	M-PWRMOD2UWM	62 106 211 258	M-SC183664-R	233	M-UCREL304866T	139
M-PP4896CO1	221	M-PWRMOD2WC	62 106 258	M-SCAW6520	161 195	M-UCREL304872E	140
M-PP4896CO2	221	M-PWRMOD3UWM	62 106 211 258	M-SCAW6524	161 195	M-UCREL304872T	139
M-PP4896RE	218	M-PWRMOD3WC	62 106 258	M-SCAW6530	161 195	M-UCREL243660E	140
M-PP4896RE1	219	M-PWT2015E	240	M-SENP101	266	M-UCREL243660T	139
M-PP4896RE2	219	M-PWT2415E	240	M-SENP105	266	M-UCREL243666E	140
M-PP48RND	220	M-PXCCT152424E	154	M-SENP108	266	M-UCREL243666T	139
M-PP48RND1	220	M-PXCCT153030E	154	M-SENP201	266	M-UCREL243672E	140
M-PP48SQR	220	M-PXCCT153636E	154	M-SENP252	266	M-UCREL243672T	139
M-PP48SQR1	220	M-PXCCT154242E	154	M-SENP452	266	M-UCREL244860E	140
M-PP4P2C	226	M-PXCCT154848E	154	M-SIJRJ11	61 107	M-UCREL244860T	139
M-PPBAR38	225	M-PXCR24E	148	M-SIJRJ45	61 107	M-UCREL244866E	140
M-PPBAR50	225	M-PXCR24T	148	M-SIJRJ456S	61 107	M-UCREL244866T	139
M-PPBAR58	225	M-PXCR30E	148	M-SL2028O	160 194	M-UCREL244872E	140
M-PPBC2S	227	M-PXCR30T	148	M-SL2028SL	160 194	M-UCREL244872T	139
M-PPBC2S3L	227	M-PXCS24E	149	M-SL2428O	160 194	M-UCREL304860E	140
M-PPBCMC	227	M-PXCS24T	149	M-SL2428SL	160 194	M-UCREL304860T	139
M-PPGNB	226	M-PXCS30E	149	M-SL2441O	161 195	M-UCREL304866E	140
M-PPHA4824	222	M-PXCS30T	149	M-SL2441SL	161 195	M-UCREL304866T	139
M-PPHA4830	222	M-PXCT1512E	154	M-SL3028O	160 194	M-UCREL304872E	140
M-PPHA5424	222	M-PXCT1518E	154	M-SL3028SL	160 194	M-UCREL304872T	139
M-PPHA5430	222	M-PXCT1524E	154	M-SL3041O	161 195	M-UCRT243036E	136
M-PPHA6024	222	M-PXCT1530E	154	M-SL3041SL	161 195	M-UCRT243036T	136
M-PPHA6030	222	M-PXCT1536E	154	M-SL4828O	161 195	M-UCRT243042E	136
M-PPHA6624	222	M-PXCT1542E	154	M-SL6028O	161 195	M-UCRT243042T	136
M-PPHA6630	222	M-PXCT1548E	154	M-SLPBL	160	M-UCRT243048E	136
M-PPHA7224	222	M-PXCT1554E	154	M-SLPBR	160	M-UCRT243048T	136
M-PPHA7230	222	M-PXCT1560E	154	M-SLSPBL	161	M-UCRT302436E	136
M-PPHAL5835ELS	223	M-PXCT1566E	154	M-SLSPBR	161	M-UCRT302436T	136
M-PPHAL5835ERS	223	M-PXCT1572E	154	M-SMTRAY	69 115 207 260	M-UCRT302442E	136
M-PPHAL5846ELS	223	M-PXHRE2426E	147	M-STMKIT	247	M-UCRT302442T	136
M-PPHAL5846ERS	223	M-PXHRE2426T	147	M-SYP20B-A	230	M-UCRT302448E	136
M-PPHAL7035ELS	223	M-PXHRE2430E	147	M-SYP20B-R	230	M-UCRT302448T	136
M-PPHAL7035ERS	223	M-PXHRE2430T	147	M-SYP20F-A	230	M-UCS2436E	133
M-PPHAL7046ELS	223	M-PXHRE2436E	147	M-SYP20F-R	230	M-UCS2436T	133
M-PPHAL7046ERS	223	M-PXHRE2436T	147	M-SYSFS	263	M-UCS2442E	133
M-PPQB	226	M-PXVCT3030E	153	M-TB	69 115 207 260	M-UCS2442T	133
M-PPQH5	226	M-PXVCT3636E	153	M-TB2W1	163	M-UCS2448E	133
M-PPQJ3	226	M-PXVCT4242E	153	M-UCR2436E	134	M-UCS2448T	133
M-PPSC42	164 196	M-PXVCT4848E	153	M-UCR2436T	134	M-UCS3042E	133
M-PPSC48	164 196 225	M-PXWR2426E	129	M-UCR2442E	134	M-UCS3042T	133
M-PPSC54	164 196	M-PXWR2426T	128	M-UCR2442T	134	M-UCS3048E	133
M-PPSC60	164 196 225	M-PXWR2432E	129	M-UCR2448E	134	M-UCS3048T	133
M-PPSC72	164 196 225	M-PXWR2432T	128	M-UCR2448T	134	M-UCSEL244860E	138
M-PPSC84	164 196 225	M-PXWR2438E	129	M-UCR3042E	134	M-UCSEL244860T	137
M-PPT2024CVR	225	M-PXWR2438T	128	M-UCR3042T	134	M-UCSEL244866E	138
M-PPT20FC	224	M-PXWR2444E	129	M-UCR3048E	134	M-UCSEL244866T	137
M-PPT20FG	224	M-PXWR2444T	128	M-UCR3048T	134	M-UCSEL244872E	138
M-PPT24FC	224	M-PXWR2450E	129	M-UCREL243660E	140	M-UCSEL244872T	137
M-PPT24FG	224	M-PXWR2450T	128	M-UCREL243660T	139	M-UCSEL304860E	138

Model Number	Pages	Model Number	Pages	Model Number	Pages	Model Number	Pages
M-UCSEL304860T	137	M-UPR2448E	142	M-USOH1524H	64 109	M-UWR2048E	127
M-UCSEL304866E	138	M-UPR2448T	141	M-USOH1524S	64 109	M-UWR2048T	126
M-UCSEL304866T	137	M-UPR2454E	142	M-USOH1530F	63 108	M-UWR2054E	127
M-UCSEL304872E	138	M-UPR2454T	141	M-USOH1530FE	63 108	M-UWR2054T	126
M-UCSEL304872T	137	M-UPR2460E	142	M-USOH1530H	64 109	M-UWR2060E	127
M-UCSER244860E	138	M-UPR2460T	141	M-USOH1530S	64 109	M-UWR2060T	126
M-UCSER244860T	137	M-UPR2466E	142	M-USOH1536F	63 108	M-UWR2066E	127
M-UCSER244866E	138	M-UPR2466T	141	M-USOH1536FE	63 108	M-UWR2066T	126
M-UCSER244866T	137	M-UPR2472E	142	M-USOH1536H	64 109	M-UWR2072E	127
M-UCSER244872E	138	M-UPR2472T	141	M-USOH1536S	64 109	M-UWR2072T	126
M-UCSER244872T	137	M-UPR3048E	142	M-USOH1542F	63 108	M-UWR2078E	127
M-UCSER304860E	138	M-UPR3048T	141	M-USOH1542FE	63 108	M-UWR2078T	126
M-UCSER304860T	137	M-UPR3054E	142	M-USOH1542H	64 109	M-UWR2084E	127
M-UCSER304866E	138	M-UPR3054T	141	M-USOH1542S	64 109	M-UWR2084T	126
M-UCSER304866T	137	M-UPR3060E	142	M-USOH1548F	63 108	M-UWR2424E	127
M-UCSER304872E	138	M-UPR3060T	141	M-USOH1548FE	63 108	M-UWR2424T	126
M-UCSER304872T	137	M-UPR3066E	142	M-USOH1548H	64 109	M-UWR2430E	127
M-UCST243036E	135	M-UPR3066T	141	M-USOH1548S	64 109	M-UWR2430T	126
M-UCST243036T	135	M-UPR3072E	142	M-USOH1560F	63 108	M-UWR2436E	127
M-UCST243042E	135	M-UPR3072T	141	M-USOH1560S	64 109	M-UWR2436T	126
M-UCST243042T	135	M-UPR3648E	142	M-USOH1572F	63 108	M-UWR2442E	127
M-UCST243048E	135	M-UPR3648T	141	M-USS0512WT	157	M-UWR2442T	126
M-UCST243048T	135	M-UPR3654E	142	M-USS0518WT	157	M-UWR2448E	127
M-UCST302436E	135	M-UPR3654T	141	M-USS0612	157	M-UWR2448T	126
M-UCST302436T	135	M-UPR3660E	142	M-USS0618	157	M-UWR2454E	127
M-UCST302442E	135	M-UPR3660T	141	M-USS1012WT	157	M-UWR2454T	126
M-UCST302442T	135	M-UPR3666E	142	M-USS1018WT	157	M-UWR2460E	127
M-UCST302448E	135	M-UPR3666T	141	M-USS1112	157	M-UWR2460T	126
M-UCST302448T	135	M-UPR3672E	142	M-USS1118	157	M-UWR2466E	127
M-UGPL244872E	145	M-UPR3672T	141	M-USSC24R	67 111	M-UWR2466T	126
M-UGPL244872T	145	M-USC	158	M-USSC30R	67 111	M-UWR2472E	127
M-UGPR244872E	145	M-USL24	66 113 255	M-USSC36R	67 111	M-UWR2472T	126
M-UGPR244872T	145	M-USL24FP	66 113 255	M-USSC42R	67 111	M-UWR2478E	127
M-UOSS24	67 111	M-USL30	66 113 255	M-USSC48R	67 111	M-UWR2478T	126
M-UOSS30	67 111	M-USL30FP	66 113 255	M-USSC60R	67 111	M-UWR2484E	127
M-UOSS36	67 111	M-USL42	66 113 255	M-USSC72R	67 111	M-UWR2484T	126
M-UOSS42	67 111	M-USL42FP	66 113 255	M-USUM24	65 110	M-UWR3024E	127
M-UOSS48	67 111	M-USL54	66 113 255	M-USUM30	65 110	M-UWR3024T	126
M-UOSS60	67 111	M-USL54FP	66 113 255	M-USUM36	65 110	M-UWR3030E	127
M-UOSS72	67 111	M-USLED17A	256	M-USUM42	65 110	M-UWR3030T	126
M-UPAL243660E	146	M-USLED17AS	256	M-USUM48	65 110	M-UWR3036E	127
M-UPAL243660T	146	M-USLED17AUO	256	M-USUM60	65 110	M-UWR3036T	126
M-UPAL243666E	146	M-USLED31A	256	M-UT1	248	M-UWR3042E	127
M-UPAL243666T	146	M-USLED31AS	256	M-UWA2436E	132	M-UWR3042T	126
M-UPAL243672E	146	M-USLED31AUO	256	M-UWA2436T	132	M-UWR3048E	127
M-UPAL243672T	146	M-USLEDOSA	256	M-UWA2442E	132	M-UWR3048T	126
M-UPAR243660E	146	M-USLO24	66 113 255	M-UWA2442T	132	M-UWR3054E	127
M-UPAR243660T	146	M-USLO24FP	66 113 255	M-UWA2448E	132	M-UWR3054T	126
M-UPAR243666E	146	M-USLO30	66 113 255	M-UWA2448T	132	M-UWR3060E	127
M-UPAR243666T	146	M-USLO30FP	66 113 255	M-UWMSOH1524F	63 108	M-UWR3060T	126
M-UPAR243672E	146	M-USLO42	66 113 255	M-UWMSOH1530F	63 108	M-UWR3066E	127
M-UPAR243672T	146	M-USLO42FP	66 113 255	M-UWMSOH1536F	63 108	M-UWR3066T	126
M-UPB3072E	143	M-USLO60	66 113 255	M-UWMSOH1542F	63 108	M-UWR3072E	127
M-UPB3072T	143	M-USLO60FP	66 113 255	M-UWMSOH1548F	63 108	M-UWR3072T	126
M-UPB3672E	143	M-USOC24R	63 108	M-UWMSOH1560F	63 108	M-UWR3078E	127
M-UPB3672T	143	M-USOC30R	63 108	M-UWR2024E	127	M-UWR3078T	126
M-UPD3072E	144	M-USOC36R	63 108	M-UWR2024T	126	M-UWR3084E	127
M-UPD3072T	144	M-USOC42R	63 108	M-UWR2030E	127	M-UWR3084T	126
M-UPD3672E	144	M-USOC48R	63 108	M-UWR2030T	126	M-UWSKC	156
M-UPD3672T	144	M-USOC60R	63 108	M-UWR2036E	127	M-UWSKCT	159
M-UPMHEP1229	162	M-USOC72R	63 108	M-UWR2036T	126	M-UWSKHF	158
M-UPMHEP2429	162	M-USOH1524F	63 108	M-UWR2042E	127	M-UWSKL	157
M-UPMHEP3029	162	M-USOH1524FE	63 108	M-UWR2042T	126	M-UWSKP	158

REFERENCE

EMERGE

PREFIX

WORKSURFACES

SURPASS

PREPARE

STORAGE

ACCESSORIES

SEATING

INDEX

REFERENCE

EMERGE

PREFIX

WORKSURFACES

SURPASS

PREPARE

STORAGE

ACCESSORIES

SEATING

INDEX

Model Number	Pages	Model Number	Pages	Model Number	Pages	Model Number	Pages
M-UWSKR2	156						
M-UWSKR2-20	156						
M-UWSKR3	156						
M-UWSKR3-20	156						
M-UWSL29	158						
M-UWSL40	158						
M-UWSR24	157						
M-UWSR30	157						
M-UWSR36	157						
M-UWSR42	157						
M-UWSR48	157						
M-UWT243024E	131						
M-UWT243024T	130						
M-UWT243030E	131						
M-UWT243030T	130						
M-UWT243036E	131						
M-UWT243036T	130						
M-UWT243042E	131						
M-UWT243042T	130						
M-UWT243048E	131						
M-UWT243048T	130						
M-UWT243060E	131						
M-UWT243060T	130						
M-UWT302424E	131						
M-UWT302424T	130						
M-UWT302430E	131						
M-UWT302430T	130						
M-UWT302436E	131						
M-UWT302436T	130						
M-UWT302442E	131						
M-UWT302442T	130						
M-UWT302448E	131						
M-UWT302448T	130						
M-UWT302460E	131						
M-UWT302460T	130						
M-UWYC2430E	150						
M-UWYC2436E	150						
M-UWYC2442E	150						
M-UWYC2448E	150						
M-WMCLIPLG	62 106 211 258						
M-WMCLIPSM	62 106 211 258						
M-WMTB1324	71 117 262						
M-WMTB1330	71 117 262						
M-WMTB1336	71 117 262						
M-WMTB1342	71 117 262						
M-WMTB1348	71 117 262						
M-WMTB1360	71 117 262						
M-WMTB2624	71 117 262						
M-WMTB2630	71 117 262						
M-WMTB2636	71 117 262						
M-WMTB2642	71 117 262						
M-WMTB2648	71 117 262						
M-WMTB2660	71 117 262						