

Allermuir

Price List 2018

Allermuir’s design led portfolio includes a number of inspiring new designs as well as modern classics which have been given a contemporary twist. In this price list you will find collections including Soft Seating, Sofas, Chairs, Stools, Tables and Acoustic products.

Also see our Allermuir Elements price list, which contains collections that not only create beautiful spaces for focus and collaboration, but also challenge traditional partition methods to provide endless solutions.

Allermuir

Contents

Product Overview	4-17
Our Products	
Soft Seating & Sofas	18-67
Loose Cushions	68-73
Benches, Chairs & Stools	74-127
Tables	128-201
Acoustics	202-211
Finishes	
Textiles	216-223
Seating– Plastic Finishes	224
Seating– PU Finishes	225
Seating– Wood Finishes	226-227
Seating– Metal Finishes	228
Seating– Stitch Details	229
Table– Edge Details	231
Table– Edge Finishes	232
Table– Wood Leg Finishes	233
Table– Metal Finishes	234-235
Table– Top Finishes	236-239

Product Overview

Soft Seating



Mimosa

—
page 44-45

Venus

—
page 66-67

Bison

—
page 20-21



Conic

—
page 24-25

Conic

—
page 24-25

Conic

—
page 24-25



Sholes

—
page 56-57

Sholes

—
page 56-57



Famiglia

—
page 28-33

Famiglia

—
page 28-33

Famiglia

—
page 28-33



Lola

—
page 42-43

Lola

—
page 42-43

Fifty Series

—
page 34-35

Fifty Series

—
page 34-35



Open

—
page 52-53

Open

—
page 52-53

Open

—
page 52-53

Product Overview

Soft Seating



Stirling
—
page 62-63

Octo
—
page 46-49

Octo Lounge
—
page 50-51



Tarry
—
page 64-65

Grainger
—
page 36-37



Brummell
—
page 22-23

Dandy
—
page 26-27

Dandy
—
page 26-27



Paver
—
page 58-61



Henge
—
page 38-39

Jinx
—
page 40-41

Ottens
—
page 54-55

Product Overview

Sofas



Lola
—
page 42-43

Open
—
page 52-53



Fifty Series
—
page 34-35

Grainger
—
page 36-37



Jinx
—
page 40-41

Stirling
—
page 62-63



Octo
—
page 46-49

Octo Lounge
—
page 50-51



Dandy
—
page 26-27

Brummell
—
p22-23

Product Overview

Chairs



Soul
—
page 120-121

Casper
—
page 78-81

Casper
—
page 78-81



Mollie
—
page 98-99

Phoulds
—
page 108-113

Famiglia
—
page 86-87



Quincy
—
page 116-117

Tonina
—
page 124-125

Kojak
—
page 96-97



Dine
—
page 84-85

Cardita
—
page 76-77

Tommo
—
page 122-123

Grainger
—
page 88-89



Jaicer
—
page 90-91

Curve
—
page 82-83

Nuno
—
page 104-105

Scoop
—
page 118-119

Product Overview

Stools & Benches



JoJo
—
page 94-95

JoJo
—
page 94-95

JoJo
—
page 94-95



Tommo
—
page 122-123

Grainger
—
page 88-89

Cardita
—
page 76-77

Mollie
—
page 98-99

Mollie
—
page 98-99



Kojak
—
page 96-97

Casper
—
page 78-81

Casper
—
page 78-81



Pebble
—
page 106-107

Qu
—
page 114-115

Mozaik
—
page 102-103



Curve
—
page 82-83

Jaicer
—
page 90-91

Scoop
—
page 118-119

Dine
—
page 84-85



Wave
—
page 126-127

Jaks
—
page 92-93

Product Overview

Tables



Sunda 1
page 194-195

Sunda 2
page 196-197

Mozaik
page 164-165



Mimosa
page 162-163

Host
page 156-157

Talon
page 198-199

Famiglia
page 152-153



Lola
page 160-161

Octo
page 166-167

Classic
page 136-149



Stirling
page 192-193

Conic
page 150-151

Wave
page 200-201



Pache
page 184-187

Open
page 168-183

Famiglia
page 154-155



Silta
page 188-191

Cirque
page 130-135

Jaicer
page 158-159

Product Overview

Acoustics



Baudot Zero Wall
—
page 206-207

Baudot Zero Wall
—
page 206-207

Baudot Zero Wall
—
page 206-207



Baudot Strings
—
page 208-211

Baudot Strings
—
page 208-211



Baudot Zero
—
page 205

Baudot Zero
—
page 205

It's people who are at the

HEART

of what we do





Soft Seating & Sofas

To specify your item

Check the **Standard Features & Finishes** and select the **Model** you require
Select the **Fabric Grade** for the fabric you are using
(standard textiles are listed from pages 216-223)
this will give you the basic price per item

Select any **Additional Options** you require and add on additional costs
as shown per chair or sofa

You now have the total cost and specification for your **Chair or Sofa**

When ordering, please ensure that you send us all this information, so we can
correctly fulfill your requirements.

Bison is a highly stylish and distinctive tub chair with characterful broad shoulders and a compact footprint. The combination of a slightly higher seat and flat plane means this chair is equally at home around a meeting table as it is in a more traditional lounge environment.



standard & optional features

- BN1**
Tub chair

Weight	53lbs
Molded foam construction	●
Webbed seat support	●
Fully upholstered	●
Steel base plate finished in Silver powder coat	●
Plastic glides *1	●

Optional features:

1. Plastic glides available with felt	+ \$20
Two-tone upholstery (use the price of the highest grade of the fabrics selected)	+ \$50

** Please see pages 216-223 for Textile Finishes & COM Requirements*

[illegible]

A, B = Leather

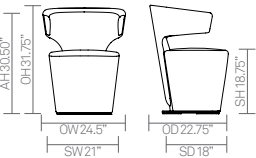
COM = Customers own Material (yds)

COL = Customers own Leather (sq ft.)

All prices listed in US \$



dimensions— OH - Overall Height OD - Overall Depth OW - Overall Width AH - Arm Height SH - Seat Height SW - Seat Width SD - Seat Depth

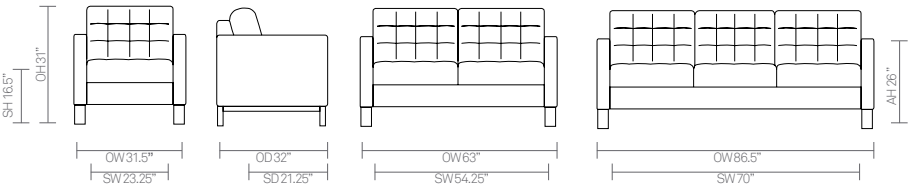


A modern three-seater sofa with a dark brown frame and light beige tufted cushions, set against a white background.

● Standard feature
 □ Not available

Optional features:			
1. Solid oak legs can be stained or color washed	+ \$58	+ \$58	+ \$58
Two-tone upholstery (use the price of the highest grade of the fabrics selected)	+ \$50	+ \$50	+ \$50

dimensions— OH - Overall Height OD - Overall Depth OW - Overall Width AH - Arm Height SH - Seat Height SW - Seat Width SD - Seat Depth



COL = Customers own Leather (sq ft.)

Conic

Design – PearsonLloyd

Conic is a refreshing, eye catching and exciting take on various conical forms seen in contemporary soft seating over the decades. Conic's shape and form provide excellent and inviting levels of comfort with a broad appeal. New upholstery detail gives this piece a fresh twist.



standard & optional features

	<div>● Standard feature</div> <div>❑ Not available</div>	A637	A630	A633	A631	A632	A634	A635
		Tub Chair 4 Leg Frame	Tub Chair Wire Frame	Tub Chair Pedestal Swivel Base	Lounge Chair Wire Frame	Lounge Chair Wire Frame Headrest	Lounge Chair Pedestal Swivel Base	Lounge Chair Pedestal Swivel Base Headrest
Weight		38lbs	38lbs	80lbs	44lbs	51lbs	85lbs	94lbs
Molded foam construction	●	●	●	●	●	●	●	●
Fully upholstered	●	●	●	●	●	●	●	●
Tubular steel frame finished in Silver M04 powder coat *1	●	●	❑	❑	❑	❑	❑	❑
Wire frame finished in Polished Chrome *3	❑	❑	●	❑	●	●	❑	❑
Steel swivel pedestal base finished in Polished Chrome	❑	❑	❑	●	❑	❑	●	●
Plastic glides	❑	❑	●	●	●	●	●	●
Plastic self leveling glides *2	●	●	❑	❑	❑	❑	❑	❑

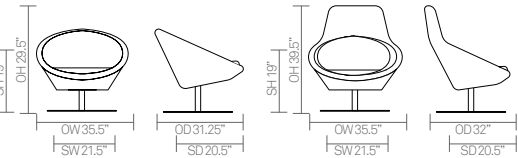
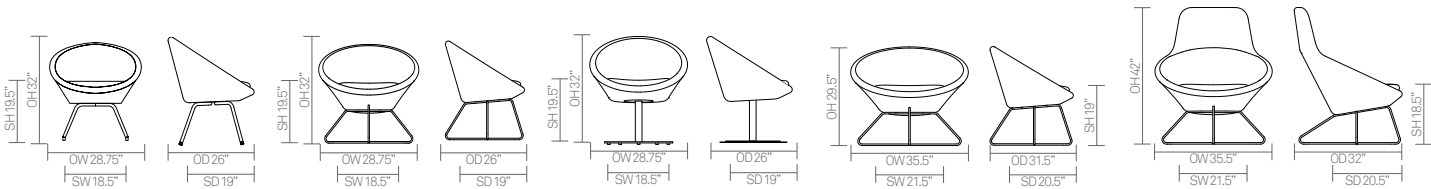
Optional features:							
1. Tubular steel frame available in Polished Chrome	+ \$69	❑	❑	❑	❑	❑	❑
2. Plastic self leveling glides available with felt	+ \$20	❑	❑	❑	❑	❑	❑
3. Wire frame available in all standard and select mineral powder coat finishes	+ \$80	+ \$80	❑	+ \$80	+ \$80	❑	❑
Decorative railroad stitch detail to perimeter seam (Colors: Black, White, Red, Light Gray, Dark Gray and Cream)	+ \$50	+ \$50	+ \$50	+ \$50	+ \$50	+ \$50	+ \$50
Two-tone upholstery (use the price of the highest grade of the fabrics selected)	+ \$50	+ \$50	+ \$50	+ \$50	+ \$50	+ \$50	+ \$50

* Please see pages 216-223 for Textile Finishes & COM Requirements & page 228 for Seating Metal Finishes
Please see page 150-151 for a full range of Conic tables
Available in a limited range of coated fabrics, call the sales office for more details.

Fabric Grade	C.O.M.		C.O.L.										A	B
	1	2	3	4	5	6	7	8	9	10	11			
A637 <ul style="list-style-type: none">Tub chair4 leg frame	2010	2045	2084	2134	2183	2233	2282	2381	2579	2777	2975	2596	3129	
	3 yds		66 sq ft.											
A630 <ul style="list-style-type: none">Tub chairWire frame	2137	2161	2189	2223	2258	2293	2327	2397	2535	2674	2812	2714	3246	
	3 yds		66 sq ft.											
A633 <ul style="list-style-type: none">Tub chairPedestal swivel base	2686	2734	2789	2859	2928	2997	3067	3205	3482	3760	4037	3292	3825	
	3.5 yds		77 sq ft.											
A631 <ul style="list-style-type: none">Lounge chairWire frame	2502	2537	2576	2626	2675	2725	2774	2873	3071	3269	3467	3359	4158	
	3.5 yds		77 sq ft.											
A632 <ul style="list-style-type: none">Lounge chair with integral headrestWire frame	2781	2822	2870	2929	2989	3048	3108	3226	3464	3702	3939	3743	4638	
	4.5 yds		99 sq ft.											
A634 <ul style="list-style-type: none">Lounge chairPedestal swivel base	3055	3096	3144	3203	3262	3322	3381	3500	3738	3975	4213	3924	4723	
	3.5 yds		77 sq ft.											
A635 <ul style="list-style-type: none">Lounge chair with integral headrestPedestal swivel base	3304	3352	3408	3478	3546	3616	3685	3824	4101	4378	4655	4278	5174	
	4.5 yds		99 sq ft.											

A, B = Leather
COM = Customers own Material (yds)
COL = Customers own Leather (sq ft.)
All prices listed in US \$

dimensions— OH - Overall Height OD - Overall Depth OW - Overall Width AH - Arm Height SH - Seat Height SW - Seat Width SD - Seat Depth



Dandy

Design – Allermuir

As its name suggests, Dandy is a range which offers a depth of quality that cannot be imitated. The family includes a sofa and armchair that share the same simple proportions and deep level comfort. Simple, elegant and inviting, Dandy can be placed in corporate or hospitality environments to create sumptuous dining, lounge, reception or breakout areas.



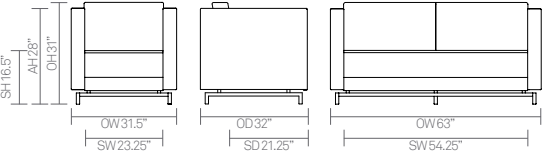
standard & optional features

<div>● Standard feature</div> <div>❑ Not available</div>	A750 Chair	A751 Sofa	A752 Chair (Full Arm)	A753 Sofa (Full Arm)
Weight	84lbs	146lbs	84lbs	146lbs
Traditional carcass construction	●	●	●	●
Tensioned seat support	●	●	●	●
Fully upholstered	●	●	●	●
Square tubular steel frame finished in Silver M04 powder coat *1	●	●	❑	❑

Optional features:				
1. Square tubular steel frame available in Polished Chrome	+ \$150	+ \$220	❑	❑
Two-tone upholstery (use the price of the highest grade of the fabrics selected)	+ \$50	+ \$50	+ \$50	+ \$50

* Please see pages 216-223 for Textile Finishes & COM Requirements

dimensions — OH - Overall Height OD - Overall Depth OW - Overall Width AH - Arm Height SH - Seat Height SW - Seat Width SD - Seat Depth



Fabric Grade	C.O.M.		C.O.L.										A	B
	1	2	3	4	5	6	7	8	9	10	11			
A750 • Chair	2140 7 yds	2231	2333 147 sq ft.	2462	2591	2720	2848	3106	3620	4135	4650	2472	2759	
A751 • Sofa	3056 10.25 yds	3188	3338 215.25 sq ft.	3526	3714	3902	4091	4467	5219	5972	6724	4168	4654	
A752 • Chair (full arm)	1935 7 yds	2025	2128 147 sq ft.	2257	2386	2514	2643	2900	3415	3930	4445	2463	2750	
A753 • Sofa (full arm)	2760 10.25 yds	2891	3042 215.25 sq ft.	3230	3418	3606	3794	4170	4923	5675	6428	4156	4642	

A, B = Leather

COM = Customers own Material (yds)

COL = Customers own Leather (sq ft.)

All prices listed in US \$



Famiglia – Lounge Seating

Design – PearsonLloyd

The Famiglia seating family includes a collection of low, mid, high back and lounge chairs that between them offers a choice of metal or wooden legs and 5-star bases. These are complemented by a range of occasional and light work tables for informal or formal settings.



standard & optional features





- Standard feature
- ❑ Not available

	FMG403 Lounge Chair Wood Frame	FMG405 Lounge Chair 4- Star Swivel Base	FMG408 Lounge Chair Wire Frame	FMGFS Footstool
Weight	39lbs	41lbs	39lbs	13lbs
Molded foam construction	●	●	●	●
Fully upholstered	●	●	●	●
Solid ash frame with a clear finish *1	●	❑	❑	❑
4-star steel swivel blade base finished in Slate Gray powder coat	❑	●	❑	❑
Wire frame finished in Polished Chrome *2	❑	❑	●	❑
Plastic glides	●	●	●	❑

Optional features:

1. Solid ash frame can be stained or color washed	+ \$58	❑	❑	❑
2. Wire frame available in Slate Gray	❑	❑	+ \$80	❑
3. Plastic glides available with felt	+ \$20	+ \$20	+ \$20	+ \$20
Decorative railroad stitch detail to perimeter seam (Colors: Black, White, Red, Light Gray, Dark Gray, and Cream)	+ \$50	+ \$50	+ \$50	+ \$50
Two-tone upholstery (use the price of the highest grade of fabrics selected)	+ \$50	+ \$50	+ \$50	+ \$50

* Please see pages 216-223 for Textile Finishes & COM Requirements, page 238 for available Seating Metal Finishes & pages 226-227 for Seating Wood Finishes
Please see pages 152-155 for a full range of Famiglia tables

Fabric Grade	C.O.M.		C.O.L.										A	B
	1	2	3	4	5	6	7	8	9	10	11			
FMG403 • Lounge chair • Wood frame	2897	2949	3008	3082	3157	3231	3305	3454	3751	4048	4345	3470	3938	
	3.75 yds		82.5 sq ft.											
FMG405 • Lounge chair • 4-star swivel base	2732	2784	2843	2917	2992	3066	3140	3289	3586	3883	4180	3305	3773	
	3.75 yds		82.5 sq ft.											
FMG408 • Lounge chair • Wire frame	2632	2684	2743	2817	2892	2966	3040	3189	3486	3783	4080	3205	3673	
	3.75 yds		82.5 sq ft.											
FMGFS • Footstool	595	621	651	688	725	762	799	874	1022	1171	1319	870	1044	
	1.75 yds		38.5 sq ft											

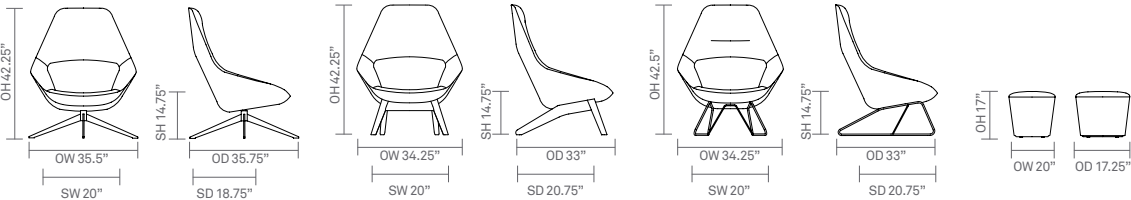
A, B = Leather

All prices listed in US \$

COM = Customers own Material (yds)

COL = Customers own Leather (sq ft.)

dimensions — OH - Overall Height OD - Overall Depth OW - Overall Width AH - Arm Height SH - Seat Height SW - Seat Width SD - Seat Depth



Famiglia – Mid Back Seating

Design – PearsonLloyd

The Famiglia seating family includes a collection of low, mid, high back and lounge chairs that between them offers a choice of metal or wooden legs and 5-star bases. These are complemented by a range of occasional and light work tables for informal or formal settings.



standard & optional features

- Standard feature
- ❑ Not available

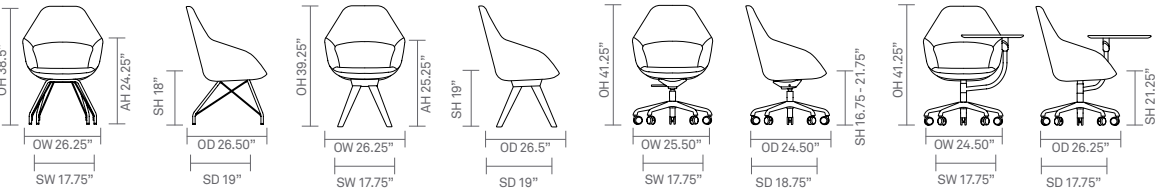
	FMG202 Mid Back 4 Leg Frame	FMG203 Mid Back Wood Legs	FMG206 Mid Back 5-Star Base Casters	FMG207 Mid Back 5-Star Base Casters Tablet
Weight	28lbs	24lbs	35lbs	❑
Molded foam construction	●	●	●	●
Fully upholstered	●	●	●	●
Tubular steel frame with wire supports finished in Polished Chrome *1	●	❑	❑	❑
Aluminum leg connector frame finished in Slate Gray powder coat	❑	●	❑	❑
Solid ash legs with a clear finish *2	❑	●	❑	❑
5-star Polished Aluminum base	❑	❑	●	●
Static yoke, swivel only	❑	❑	●	●
Swivel column in Anthracite	❑	❑	●	●
Soft touch PU orbital, fold down work surface in Anthracite	❑	❑	❑	●
2.5” hard wheel casters in Black *4	❑	❑	●	●
Plastic glides *3	●	●	❑	❑

Optional features:

1. Tubular steel frame with wire supports available in Slate Gray powder coat	+ \$0	❑	❑	❑
2. Solid ash legs can be stained or color washed	❑	+ \$58	❑	❑
3. Plastic glides available with felt	+ \$20	+ \$20	❑	❑
4. 2.5” soft wheel casters available in Black	❑	❑	+ \$36	+ \$36
Decorative railroad stitch detail to perimeter seam (Colors: Black, White, Red, Light Gray, Dark Gray, and Cream)	+ \$50	+ \$50	+ \$50	+ \$50
Two-tone upholstery (use the price of the highest grade of fabrics selected)	+ \$50	+ \$50	+ \$50	+ \$50

* Please see pages 216-223 for Textile Finishes & COM Requirements, page 238 for available Seating Metal Finishes & pages 226-227 for Seating Wood Finishes
Please see pages 152-155 for a full range of Famiglia tables

dimensions — OH - Overall Height OD - Overall Depth OW - Overall Width AH - Arm Height SH - Seat Height SW - Seat Width SD - Seat Depth



Fabric Grade	C.O.M.		C.O.L.										A	B
	1	2	3	4	5	6	7	8	9	10	11			
FMG202 • Mid back • 4 leg frame	1906	1949	1999	2060	2122	2184	2246	2370	2617	2865	3112	2358	2748	
	2.75 yds		60.5 sq ft											
FMG203 • Mid back • Wood legs	2128	2171	2221	2282	2344	2406	2468	2592	2839	3087	3334	2580	2790	
	2.75 yds		60.5 sq ft											
FMG206 • Mid back • 5-star base with casters	2136	2179	2229	2290	2352	2414	2476	2600	2847	3095	3342	2588	2978	
	2.75 yds		60.5 sq ft											
FMG207 • Mid back • 5-star base with casters • Tablet	2436	2479	2529	2590	2652	2714	2776	2900	3147	3395	3642	2888	3278	
	2.75 yds		60.5 sq ft											

A, B = Leather

All prices listed in US \$

COM = Customers own Material (yds)

COL = Customers own Leather (sq ft.)

Famiglia – High Back Seating

Design – PearsonLloyd

The Famiglia seating family includes a collection of low, mid, high back and lounge chairs that between them offers a choice of metal or wooden legs and 5-star bases. These are complemented by a range of occasional and light work tables for informal or formal settings.



standard & optional features

- Standard feature
- ❑ Not available

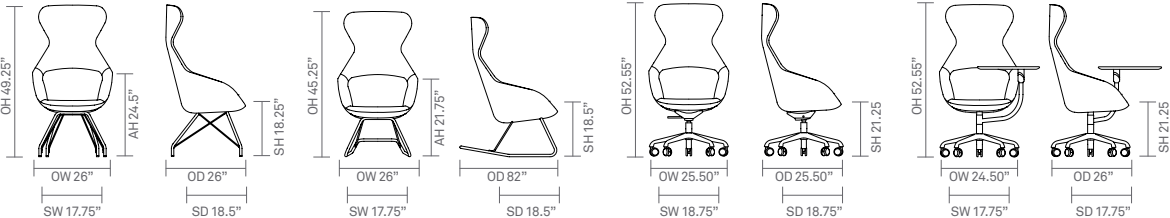
	FMG302 High Back 4 Leg Frame	FMG304 High Back Tilt Frame	FMG306 High Back 5-Star Base Casters	FMG307 High Back on 5-Star Base Casters Tablet
Weight	35lbs	33lbs	41lbs	❑
Molded foam construction	●	●	●	●
Fully upholstered	●	●	●	●
Tubular steel frame with wire supports finished in Polished Chrome *1	●	❑	❑	❑
Tubular steel tilt frame finished in Polished Chrome	❑	●	❑	❑
5-star Polished Aluminum base	❑	❑	●	●
Static yoke, swivel only	❑	❑	●	●
Swivel column in Anthracite	❑	❑	●	●
Soft touch PU orbital, fold down work surface in Anthracite	❑	❑	❑	●
Plastic glides *3	●	❑	❑	❑
2.5" hard wheel casters in Black *2	❑	❑	●	●

Optional features:

1. Tubular steel frame with wire supports available in Slate Gray powder coat	+\$0	❑	❑	❑
2. 2.5" soft wheel casters available in Black	❑	❑	+\$36	+\$36
3. Plastic glides with felt	+\$20	❑	❑	❑
Decorative railroad stitch detail to perimeter seam (Colors: Black, White, Red, Light Gray, Dark Gray, and Cream)	+\$50	+\$50	+\$50	+\$50
Two-tone upholstery (use the price of the highest grade of fabrics selected)	+\$50	+\$50	+\$50	+\$50

* Please see pages 216-223 for Textile Finishes & COM Requirements, page 238 for available Seating Metal Finishes & pages 226-227 for Seating Wood Finishes
Please see pages 152-155 for a full range of Famiglia tables

dimensions — OH - Overall Height OD - Overall Depth OW - Overall Width AH - Arm Height SH - Seat Height SW - Seat Width SD - Seat Depth



Fabric Grade	C.O.M.		C.O.L.										A	B
	1	2	3	4	5	6	7	8	9	10	11			
FMG302 • High back • 4 leg frame	2114 3.25 yds	2166	2225 82.5 sq ft	2299	2373	2448	2522	2670	2967	3264	3561	2647	3115	
FMG304 • High back • Tilt frame	2094 3.25 yds	2146	2205 82.5 sq ft	2279	2353	2428	2502	2650	2947	3244	3541	2627	3095	
FMG306 • High back • 5-star base with casters	2336 3.25 yds	2388	2447 82.5 sq ft	2521	2595	2670	2744	2892	3189	3486	3783	2869	3337	
FMG307 • High back • 5-star base with casters • Tablet	2636 3.25 yds	2688	2747 82.5 sq ft	2821	2895	2970	3044	3192	3489	3786	4083	3169	3637	

A, B = Leather

All prices listed in US \$

COM = Customers own Material (yds)

COL = Customers own Leather (sq ft.)

Fifty Series

Design – Allermuir

With distinct references to mid-century design, Fifty Series offers a classically shaped and proportioned collection of soft seating. The meticulous attention to detail, traditional construction and tailored upholstery deliver a truly stunning result. Fifty Series is an ideal choice for lounge seating in workplaces, hospitality or travel environments.



standard & optional features

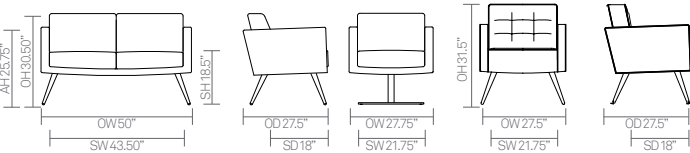
<div>● Standard feature</div> <div>□ Not available</div>	FIFT04	FIFT01	FIFT02	FIFT05	FIFT06	FIFT14	FIFT11	FIFT15
	Armchair Pedestal Swivel Base	Armchair Tubular Legs	Two Seater Tubular Legs	Armchair Wood Legs	Two Seater Wood Legs	High Back Armchair Pedestal Swivel Base	High Back Armchair Tubular Legs	High Back Armchair Wood Legs
Weight	99lbs	71lbs	132lbs	71lbs	132lbs	100lbs	71lbs	71lbs
Traditional carcass construction	●	●	●	●	●	●	●	●
Webbed seat support	●	●	●	●	●	●	●	●
Fully upholstered	●	●	●	●	●	●	●	●
Tufted seat and back upholstery	□	□	□	□	□	●	●	●
High back	□	□	□	□	□	●	●	●
Tubular steel legs finished in Polished Chrome	□	●	●	□	□	□	●	□
Steel swivel pedestal base finished in Polished Chrome *1	●	□	□	□	□	●	□	□
Solid beech conical legs with a clear finish	□	□	□	●	●	□	□	●
Plastic glides	●	●	●	□	□	●	●	□

Optional features:

1. Solid beech conical legs can be stained or color washed	□	□	□	+\$58	+\$58	□	□	+\$58
Two-tone upholstery (use the price of the highest grade of the fabrics selected)	+\$50	+\$50	+\$50	+\$50	+\$50	+\$50	+\$50	+\$50

* Please see pages 216–223 for Textile Finishes & COM Requirements, page 238 for available Seating Metal Finishes & pages 226–227 for Seating Wood Finishes

dimensions — OH - Overall Height OD - Overall Depth OW - Overall Width AH - Arm Height SH - Seat Height SW - Seat Width SD - Seat Depth



	C.O.M.		C.O.L.										
Fabric Grade	1	2	3	4	5	6	7	8	9	10	11	A	B
FIFT04 • Armchair • Swivel pedestal base	2550 4.5 yds	2600	2658 99 sq ft.	2729	2801	2873	2945	3088	3375	3663	3950	3468	4313
FIFT01 • Armchair • Tubular legs	1999 4.5 yds	2049	2106 99 sq ft.	2178	2250	2322	2393	2537	2824	3111	3398	3026	3985
FIFT02 • Compact two seater • Tubular legs	2759 6.5 yds	2829	2908 143 sq ft.	3007	3106	3205	3304	3502	3898	4294	4690	4213	5571
FIFT05 • Armchair • Wood Legs	2165 4.5 yds	2215	2272 99 sq ft.	2344	2416	2488	2559	2703	2990	3277	3564	3192	4151
FIFT06 • Compact two seater • Wood legs	2925 6.5 yds	2995	3074 143 sq ft.	3173	3272	3371	3470	3668	4064	4460	4856	4379	5737
FIFT14 • Armchair • Swivel pedestal base • High back • Tufted seat and back upholstery	2758 4.75 yds	2808	2866 100 sq ft.	2937	3009	3081	3153	3296	3583	3871	4158	3676	4521
FIFT11 • Armchair • High back • Tufted seat and back upholstery	2207 4.75 yds	2257	2314 100 sq ft.	2386	2458	2530	2601	2745	3032	3319	3606	3234	4193
FIFT15 • Armchair • High back • Wooden legs • Tufted seat and back upholstery	2373 4.75 yds	2423	2480 100 sq ft.	2552	2624	2696	2767	2911	3198	3385	3772	3565	4524

A, B = Leather

All prices listed in US \$

COM = Customers own Material (yds)

COL = Customers own Leather (sq ft.)

Grainger

Design – Allermuir

Grainger is a luxurious family of wingback armchairs and matching ottomans. The chair is available with a high or low back, featuring exquisite upholstery detailing including piping to the arm panels and a deep buttoned back cushion.



standard & optional features

- Standard feature

❑ Not available

	GR1 High Wing Chair	GR2 High Wing Two Seater	GR3 Low Wing Chair	GR4 Low Wing Two Seater	GR7 Small Ottoman	GR8 Large Ottoman
Weight	110lbs	132lbs	93lbs	115lbs	27lbs	53lbs
Traditional carcass construction	●	●	●	●	●	●
Webbed seat support	●	●	●	●	●	●
Secured deep buttoned back cushion	●	●	●	●	❑	❑
Solid oak legs with a clear finish *1	●	●	●	●	●	●

Optional features:

1. Solid oak legs can be stained or color washed	+ \$58	+ \$58	+ \$58	+ \$58	+ \$58	+ \$58
Two-tone upholstery (use the price of the highest grade of fabrics selected)	+ \$50	+ \$50	+ \$50	+ \$50	+ \$50	+ \$50

* Please see pages 216-223 for Textile Finishes & COM Requirements & pages 226-227 for Seating Wood Finishes

Note: C.O.L Leather hides must be 65 Sq Ft minimum. Please check with internal sales department on leather selection requirements.

	C.O.M.		C.O.L.											
Fabric Grade	1	2	3	4	5	6	7	8	9	10	11	A	B	
GR1 • High wing chair														
	2670 8 yds	2754	2849 176 sq ft.	2967	3086	3205	3324	3561	4037	4512	4987	-	6134	
GR2 • High wing Chair • Two seater														
	3982 13.5 yds	4096	4200 297 sq ft.	4390	4554	4717	4880	5207	5860	6514	7167	-	9886	
GR3 • Low wing chair														
	2555 7.5 yds	2626	2707 165 sq ft.	2809	2910	3012	3113	3316	3722	4128	4534	-	5846	
GR4 • Low wing chair • Two seater														
	3867 12.75 yds	3968	4082 280 sq ft.	4226	4370	4513	4657	4944	5518	6092	6666	-	9330	
GR7 • Small ottoman														
	1615 2 yds	1637	1663 44 sq ft.	1695	1726	1759	1792	1856	1985	2113	2242	-	2787	
GR8 • Large ottoman														
	1893 3 yds	1935	1983 66 sq ft.	2042	2101	2161	2220	2339	2577	2814	3052	-	3798	

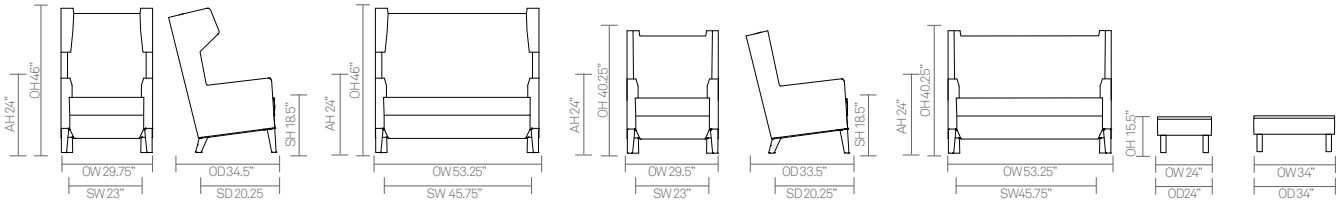
A, B = LeatherAll prices listed in US \$

COM = Customers own Material (yds)

COL = Customers own Leather (sq ft.)



dimensions — OH - Overall Height OD - Overall Depth OW - Overall Width AH - Arm Height SH - Seat Height SW - Seat Width SD - Seat Depth



Henge

Design – Q Design

Henge is a modern interpretation of the classic club and tuxedo lounge chair. A hybrid of organic yet tailored shapes, with wedge shape seating that allows endless configurations for any space. The unique two-tone upholstery detail adds a sophisticated design element, while the separate seat cushion can be upholstered in complementary or contrasting textiles, enhancing the longevity of the design.



standard & optional features

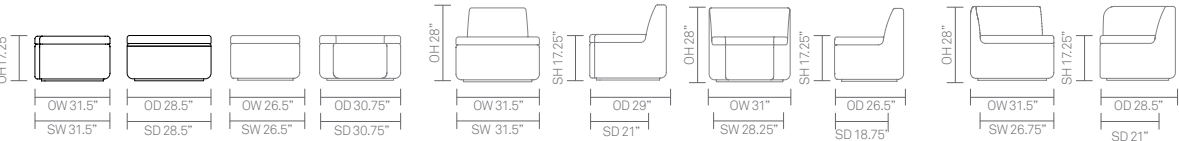
	HNG100CAV Concave Seat With Back	HNG100VEX Convex Seat With Back	HNG101LH Left Hand Seat With Back/Arm	HNG101RH Right Hand Seat With Back/Arm	HNG104CAV Concave Seat Without Back	HNG104VEX Convex Seat Without Back	HNG102 Tub Chair	HNG105 Corner Seat
Weight	80lbs	80lbs	80lbs	80lbs	66lbs	66lbs	100lbs	☐
Traditional carcass construction	●	●	●	●	●	●	●	●
Fully upholstered	●	●	●	●	●	●	●	●
Tensioned seat support	●	●	●	●	●	●	●	●
Seat to seat linking	●	●	●	●	●	●	☐	●
Swivel base *1	☐	☐	☐	☐	☐	☐	●	☐
Plastic glides	●	●	●	●	●	●	☐	●

Optional features:

1. Memory return base	☐	☐	☐	☐	☐	☐	+ \$83	☐
Two-tone upholstery (use the price of the highest grade of the fabrics selected)	+ \$50	+ \$50	+ \$50	+ \$50	+ \$50	+ \$50	+ \$50	+ \$50

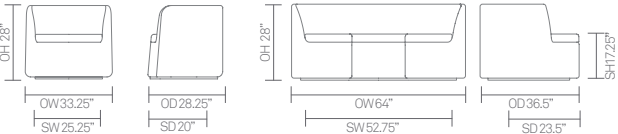
* Please see pages 216-223 for Textile Finishes & COM Requirements
Available in limited upholstery options, please contact the internal sales support department for more details.

dimensions — OH - Overall Height OD - Overall Depth OW - Overall Width AH - Arm Height SH - Seat Height SW - Seat Width SD - Seat Depth



	C.O.M.		C.O.L.												
Fabric Grade	1	2	3	4	5	6	7	8	9	10	11	A	B		
HNG100CAV • Concave seat unit with back	1619 5 yds	1674	1738	1817	1896	1975	2054	2213	2530	2846	3163	-	-		
HNG100VEX • Convex seat unit with back	1485 5 yds	1533	1588	1658	1727	1796	1866	2004	2281	2559	2836	-	-		
HNG101LH • Left hand seat unit with back and arm	2015 4.75 yds	2072	2137	2219	2300	2382	2464	2627	2954	3281	3607	-	-		
HNG101RH • Right hand seat unit with back and arm	2015 4.75 yds	2072	2137	2219	2300	2382	2464	2627	2954	3281	3607	-	-		
HNG104CAV • Concave seat unit without back	1216 4 yds	1251	1290	1340	1389	1439	1488	1587	1785	1983	2181	-	-		
HNG104VEX • Convex seat unit without back	1216 4 yds	1251	1290	1340	1389	1439	1488	1587	1785	1983	2181	-	-		
HNG102 • Tub chair	2106 5 yds	2163	2229	2310	2392	2474	2555	2719	3045	3372	3699	-	-		
HNG105 • Corner unit	4030 9.75 yds	4144	4274	4438	4600	4764	4928	5254	5908	6562	7214	-	-		

A, B = Leather
COM = Customers own Material (yds)
COL = Customers own Leather (sq ft.)
All prices listed in US \$



For Instructions on how to specify your item, please see page 19

Jinx

Design – Allermuir

Jinx is a contemporary range of organically shaped soft seating that revolutionizes a low sit, which captures the epitome of comfort that is suitable for a wealth of environments. The design of Jinx challenges the structural formation we have become so accustomed to, the geometric form and defining angular lines create architectural freedom within a space.



standard & optional features

- Standard feature
- ❑ Not available

	JNX01	JNX02	JNX03
	Lounge Chair	Two Seat Sofa	Three Seat Sofa
Weight	60lbs	122lbs	181lbs
Wood carcass construction	●	●	●
Dual density back foam	●	●	●
Sprung seat foam	●	●	●
Fully upholstered	●	●	●
Plastic glides ^{*1}	●	●	●
Optional features:			
1. Plastic glides available with felt	+ \$20	+ \$20	+ \$20
Swivel base	+ \$180	❑	❑
Solid ash side shelf with a clear finish (RH)	+ \$295	❑	❑
Ash side shelf can be stained or color washed	+ \$40	❑	❑
Two-tone upholstery (use the price of the highest grade of the fabrics selected)	+ \$50	+ \$50	+ \$50

** Please see pages 216-223 for Textile Finishes & COM Requirements*

Jinx is not suitable for upholstery in coated fabric or leather

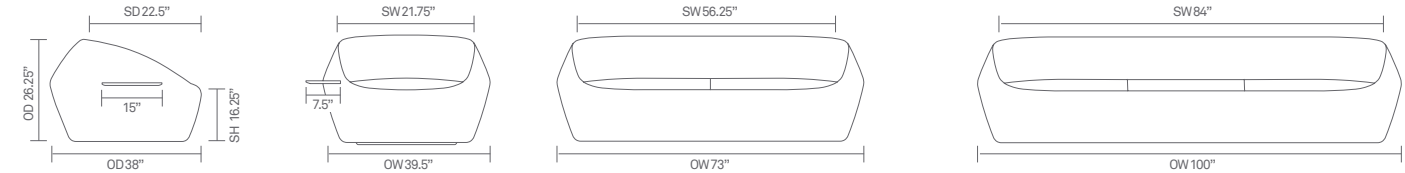
Fabric Grade	C.O.M.		C.O.L.											
	1	2	3	4	5	6	7	8	9	10	11	A	B	
JNX01 • Lounge chair	2143 4.75 yds	2207	2281	2372	2464	2555	2647	2830	3196	3563	3929	-	-	
JNX02 • 2 seat sofa	3297 6.5 yds	3383	3482	3606	3730	3854	3977	4225	4720	5215	5710	-	-	
JNX03 • 3 seat sofa	4388 8.25 yds	4498	4625	4784	4942	5100	5259	5576	6209	6843	7476	-	-	

A, B = Leather All prices listed in US \$

COM = Customers own Material (yds)

COL = Customers own Leather (sq ft.)

dimensions — OH - Overall Height OD - Overall Depth OW - Overall Width AH - Arm Height SH - Seat Height SW - Seat Width SD - Seat Depth



Lola

Design – Wolfgang CR Mezger

Lola is a seductive, curving and shapely, yet strong and dependable collection. This soft seating range has been designed as a contemporary, visually lighter alternative to the linear forms typically used in corporate environments. Providing excellent comfort, Lola is perfect for stunning reception areas or for creating relaxing spaces in corporate lounges or breakout areas.



standard & optional features

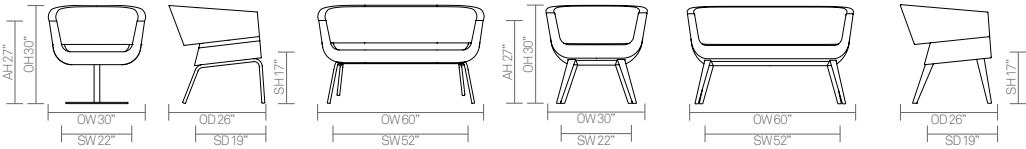
	<div>● Standard feature</div> <div>❑ Not available</div>	A820 Chair Pedestal Swivel Base	A821 Chair Tubular Frame	A822 Sofa Tubular Frame	A825 Chair Wood Frame	A826 Sofa Wood Frame
Weight		68lbs	36lbs	65lbs	36lbs	65lbs
Molded foam construction		●	●	●	●	●
Fully upholstered		●	●	●	●	●
Tubular steel frame finished in Silver M04 powder coat *1		❑	●	●	❑	❑
Steel swivel pedestal base finished in Polished Chrome		●	❑	❑	❑	❑
Solid beech legs with a clear finish *2		❑	❑	❑	●	●
Plastic glides		❑	❑	●	❑	❑
Plastic self leveling glides *3		❑	●	●	●	●






Optional features:

1. Tubular steel frame available in Polished Chrome	❑	+\$80	+\$120	❑	❑
2. Solid beech legs can be stained or color washed	❑	❑	❑	+\$58	+\$58
2. Solid oak legs with a clear finish	❑	❑	❑	+\$80	+\$80
3. Plastic self leveling glides with felt	❑	+\$20	+\$20	❑	❑
Two-tone upholstery (use the price of the highest grade of the fabrics selected)	+\$50	+\$50	+\$50	+\$50	+\$50

* Please see pages 216-223 for Textile Finishes & COM Requirements, page 238 for available Seating Metal Finishes & pages 226-227 for Seating Wood Finishes6
Please see pages 160-161 for a full range of Lola tables

dimensions — OH - Overall Height OD - Overall Depth OW - Overall Width AH - Arm Height SH - Seat Height SW - Seat Width SD - Seat Depth



	C.O.M.		C.O.L.											
Fabric Grade	1	2	3	4	5	6	7	8	9	10	11	A	B	
A820 • Chair • Pedistal swivel base	2695 5 yds	2747	2807 110 sq ft.	2881	2955	3030	3104	3252	3549	3846	4143	3686	4599	
A821 • Chair • Tubular frame	1949 5 yds	2001	2060 110 sq ft.	2134	2208	2283	2357	2505	2802	3099	3396	2933	3847	
A822 • Sofa • Tubular frame	3640 8.25 yds	3732	3837 181.5 sq ft.	3968	4099	4231	4362	4624	5149	5673	6198	5353	6940	
A825 • Chair • Wood frame	2099 5 yds	2151	2210 110 sq ft.	2284	2359	2433	2507	2656	2953	3250	3547	3114	3998	
A826 • Sofa • Wood Frame	3755 8.25 yds	3847	3952 181.5 sq ft.	4083	4215	4346	4477	4739	5264	5789	6313	5469	7056	

A, B = Leather
COM = Customers own Material (yds)
COL = Customers own Leather (sq ft.)
All prices listed in US \$

Mimosa

Design – Dondoli+Pocci

Mimosa is a fantastically comfortable lounge chair. Inspired by retro mid century design, the quilted seat contrasts the formality of the structural column base.



standard & optional features

- Standard feature
- ❑ Not available

MIM01
Lounge Chair

Weight	70lbs
Molded foam construction	●
Soft foam quilted top section	●
Fully upholstered in Grade B leather	●
Plastic glides	●

Optional features:

Two-tone upholstery (Use the price of the highest grade of leather selected)	+ \$50
--	--------

** Please see pages 216-223 for Textile Finishes & COM Requirements*

Please see page 162-163 for a full range of Mimosa Tables

	C.O.M.		C.O.L.										
Fabric Grade	1	2	3	4	5	6	7	8	9	10	11	A	B
MIM01 • Lounge Chair	-	-	-	-	-	-	-	-	-	-	-	-	3802

A, B = Leather

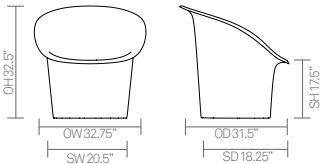
All prices listed in US\$

COM = Customers own Material (yds)

COL = Customers own Leather (sq ft.)



dimensions — OH - Overall Height OD - Overall Depth OW - Overall Width AH - Arm Height SH - Seat Height SW - Seat Width SD - Seat Depth











standard & optional features

<div><div>● Standard feature</div><div>❑ Not available</div></div>						
	OCT09 Ottoman	OCT10 Bench	OCT01 Armchair	OCT02 Two Seat Sofa	OCT03 Three Seat Sofa	OCTCS Small Side Cushion
Weight	41lbs	42lbs	65lbs	86lbs	116lbs	3lbs
Traditional carcass construction	●	●	●	●	●	❑
Tensioned seat support	●	●	●	●	●	❑
Fully upholstered	●	●	●	●	●	❑
Double button back cushion detail	●	●	●	●	●	❑
Square tubular steel frame finished in Polished Chrome *1	●	●	●	●	●	❑
Plastic glides	●	●	●	●	●	❑

Optional features:						
1. Solid oak legs with a clear finish	❑	❑	+ \$160	+ \$160	+ \$160	❑
1. Solid oak legs can be stained or color washed	❑	❑	+ \$58	+ \$58	+ \$58	❑
Linking bracket	+ \$60	+ \$60	+ \$60	+ \$60	+ \$60	❑
Pillow without tuft	+ \$0	+ \$0	+ \$0	+ \$0	+ \$0	+ \$0
Two-tone upholstery (use the price of the highest grade of the fabrics selected)	+ \$50	+ \$50	+ \$50	+ \$50	+ \$50	❑

* Please see pages 216-223 for Textile Finishes & COM Requirements, page 238 for available Seating Metal Finishes & pages 226-227 for Seating Wood Finishes
Please see pages 166-167 for the full range of Octo tables

	C.O.M.		C.O.L.											
Fabric Grade	1	2	3	4	5	6	7	8	9	10	11	A	B	
OCT09 • Ottoman • 31.75" W x 31.75" D	1482 2 yds	1512	1545 50 sq ft.	1587	1630	1672	1714	1798	1966	2134	2303	2021	2516	
OCT10 • Bench • 47.75" W x 16.25" D	1446 2.75 yds	1476	1509 55 sq ft.	1551	1594	1636	1678	1762	1930	2098	2267	1985	2480	
OCT01 • Armchair	2660 5.5 yds	2743	2838 121 sq ft.	2957	3076	3195	3314	3551	4026	4502	4977	3993	5218	
OCT02 • Two seat sofa	3397 7.5 yds	3506	3630 165 sq ft.	3786	3942	4098	4254	4566	5190	5813	6437	5163	6786	
OCT03 • Three seat sofa	4518 12 yds	4673	4852 264 sq ft.	5074	5297	5520	5743	6188	7079	7970	8861	7337	9957	
OCTCS • Small side cushion • 25.75" x 15"	183 1 yds	200	220 22 sq ft.	245	269	294	319	368	467	566	665	492	782	

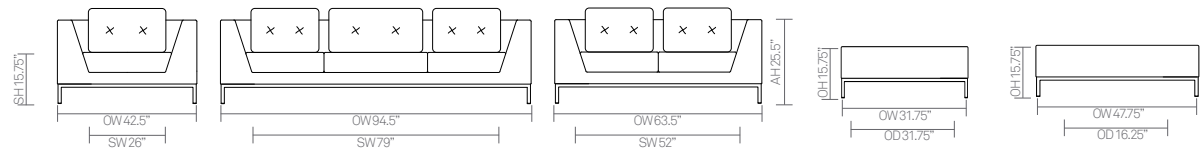
A, B = Leather

COM = Customers own Material (yds)

COL = Customers own Leather (sq ft.)

All prices listed in US \$

dimensions — OH - Overall Height OD - Overall Depth OW - Overall Width AH - Arm Height SH - Seat Height SW - Seat Width SD - Seat Depth



Octo

Design – Jon Crawford

This elegant low back design incorporates sofas, modular elements, armchairs and benches with a complementary deep edge coffee table. The finesse of Octo's upholstery detailing, generous proportions and sublime comfort sets it apart from others in its class.



standard & optional features

● Standard feature □ Not available					
	OCT04 Seat Unit With Back	OCT07 Left Hand Seat With Back Corner Unit	OCT08 Right Hand Seat With Back Corner Unit	OCT05 Left Hand Chaise With Back	OCT06 Right Hand Chaise With Back
Weight	42lbs	48lbs	48lbs	79lbs	79lbs
Traditional carcass construction	●	●	●	●	●
Tensioned seat support	●	●	●	●	●
Fully upholstered	●	●	●	●	●
Double button back cushion detail	●	●	●	●	●
Square tubular steel frame finished in Polished Chrome *1	●	●	●	●	●
Plastic glides	●	●	●	●	●

Optional features:

1. Solid oak legs with a clear finish	□	□	□	+ \$160	+ \$160
1. Solid oak legs can be stained or color washed	□	□	□	+ \$58	+ \$58
Linking bracket	+ \$60	+ \$60	+ \$60	+ \$60	+ \$60
Pillow without tuft	+ \$0	+ \$0	+ \$0	+ \$0	+ \$0
Two-tone upholstery (use the price of the highest grade of the fabrics selected)	+ \$50	+ \$50	+ \$50	+ \$50	+ \$50

* Please see pages 216-223 for Textile Finishes & COM Requirements, page 238 for available Seating Metal Finishes & pages 226-227 for Seating Wood Finishes
Please see pages 166-167 for the full range of Octo tables

	C.O.M.		C.O.L.											
Fabric Grade	1	2	3	4	5	6	7	8	9	10	11	A	B	
OCT04 • Seat unit with back	2238 5.25 yds	2302	2375 115.5 sq ft	2467	2558	2650	2741	2925	3291	3657	4024	3402	4479	
OCT07 • Corner unit left hand with back	2283 5.25 yds	2346	2417 115.5 sq ft	2507	2596	2685	2776	2952	3308	3665	4021	3417	4467	
OCT08 • Corner unit right hand with back	2283 5.25 yds	2346	2417 115.5 sq ft	2507	2596	2685	2776	2952	3308	3665	4021	3417	4467	
OCT05 • Left hand seat chaise with back	3188 9.5 yds	3292	3410 209 sq ft	3559	3707	3856	4004	4301	4895	5489	6083	5070	6778	
OCT06 • Right hand seat chaise with back	3188 9.5 yds	3292	3410 209 sq ft	3559	3707	3856	4004	4301	4895	5489	6083	5070	6778	

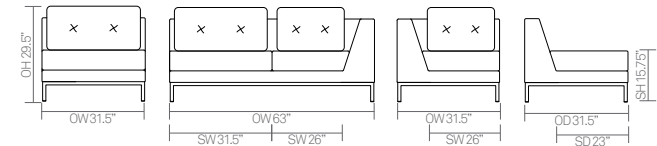
A, B = Leather

COM = Customers own Material (yds)

COL = Customers own Leather (sq ft.)

All prices listed in US \$

dimensions — OH - Overall Height OD - Overall Depth OW - Overall Width AH - Arm Height SH - Seat Height SW - Seat Width SD - Seat Depth



Octo Lounge

Design – Jon Crawford

The Octo Lounge range of sofas and armchairs feature an elegant low back design, fine upholstery detailing, relaxed cushions and wooden legs. Octo Lounge is ideal for collaborative and creative spaces in contemporary corporate and hospitality environments.

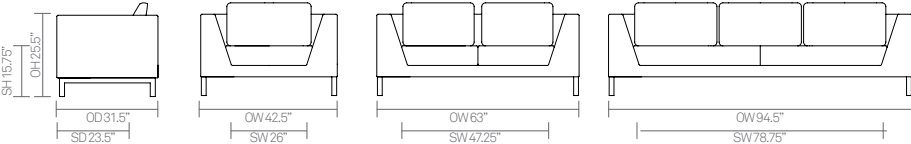


standard & optional features

<div>● Standard feature</div> <div>❑ Not available</div>				
	OCTLW01	OCTLW02	OCTLW03	OCTLC
	Armchair	Two Seat Sofa	Three Seat Sofa	Small Back Cushion
Weight	65lbs	86lbs	116lbs	3 lbs
Traditional carcass construction	●	●	●	❑
Tensioned seat support	●	●	●	❑
Fully upholstered	●	●	●	❑
Solid oak legs with a clear finish *1	●	●	●	❑
Optional features:				
1. Solid oak legs can be stained or color washed	+ \$58	+ \$58	+ \$58	❑
Two-tone upholstery (use the price of the highest grade of the fabrics selected)	+ \$50	+ \$50	+ \$50	❑

* Please see pages 216-223 for Textile Finishes & COM Requirements & pages 226-227 for Seating Wood Finishes

dimensions — OH - Overall Height OD - Overall Depth OW - Overall Width AH - Arm Height SH - Seat Height SW - Seat Width SD - Seat Depth



	C.O.M.		C.O.L.										
Fabric Grade	1	2	3	4	5	6	7	8	9	10	11	A	B
OCTLW01 • Armchair	2798 6 yds	2881	2976	3095	3214	3333	3451	3689	4164	4639	5114	-	-
OCTLW02 • Two seat sofa	3761 8 yds	3870	3995	4151	4306	4462	4618	4930	5554	6178	6801	-	-
OCTLW03 • Three seat sofa	4867 12.5 yds	5042	5242	5492	5742	5992	6242	6742	7742	8741	9741	-	-
OCTLC • Small back cushion • 13.75" x 13.75"	220 1 yd	231	243	258	272	287	302	333	391	451	510	-	-



A, B = Leather

All prices listed in US \$

COM = Customers own Material (yds)

COL = Customers own Leather (sq ft.)

Open

Design – PearsonLloyd

Open is an elegant and relatively compact contemporary range of soft seating, comprising of a lounge chair with or without a headrest, footstool and a large two seat sofa. The molded seat shells and cushions with bull nosed edge profile and tailored upholstery, provide great comfort, precise shape and visual slenderness.



standard & optional features

● Standard feature

❑ Not available

	A640	A641	A642	A643	A644	A643FS	A641FS
	Lounge Chair 4- Star Swivel Base	Lounge Chair 4- Star Swivel Base Headrest	Lounge Chair Wire Frame	Lounge Chair Wire Frame Headrest	Sofa Wire Frame	Footstool Wire Frame	Footstool 4-Star Swivel Base
Weight	36lbs	42lbs	33lbs	35lbs	62lbs	15lbs	14lbs
Molded foam construction	●	●	●	●	●	●	●
Fully upholstered	●	●	●	●	●	●	●
Polished Aluminum base with Chrome steel swivel center column	●	●	❑	❑	❑	❑	●
Wire frame finished in Polished Chrome *1	❑	❑	●	●	●	●	❑
Plastic glides	❑	❑	●	●	●	●	❑
Plastic glide with leveling adjustment	●	●	❑	❑	❑	❑	●

Optional features:

1. Wire frame available in all standard and select mineral powder coat finishes	❑	❑	+\$80	+\$80	+\$80	+\$80	❑
Decorative railroad stitch detail to perimeter seam (Colors: Black, White, Red, Light Gray, Dark Gray and Cream)	+\$50	+\$50	+\$50	+\$50	+\$50	+\$50	+\$50
Two-tone upholstery (use the price of the highest grade of the fabrics selected)	+\$50	+\$50	+\$50	+\$50	+\$50	❑	❑

* Please see pages 216-223 for Textile Finishes & COM Requirements & page 228 for Seating Metal Finishes
Please see pages 168-183 for the full range of Open tables

	C.O.M.		C.O.L.											
Fabric Grade	1	2	3	4	5	6	7	8	9	10	11	A	B	
A640 • Lounge chair • 4-star swivel base	2296 3.5 yds	2339 	2388 77 sq ft.	2450 	2512 	2574 	2636 	2760 	3007 	3255 	3502 	3064 	3767 	
A641 • Lounge chair • Head rest • 4-star swivel base	2736 3.75 yds	2782 	2836 77 sq ft.	2903 	2969 	3036 	3103 	3237 	3504 	3771 	4039 	3535 	4262 	
A642 • Lounge chair • Wire frame	2203 3.5 yds	2246 	2296 77 sq ft.	2358 	2420 	2481 	2543 	2667 	2915 	3162 	3410 	2970 	3672 	
A643 • Lounge chair • Head rest • Wire frame	2607 3.75 yds	2654 	2707 82.5 sq ft.	2774 	2841 	2908 	2975 	3108 	3375 	3643 	3910 	3406 	4132 	
A644 • Sofa • Wire frame	3378 6.25 yds	3461 	3556 137.5 sq ft.	3675 	3794 	3913 	4032 	4269 	4744 	5220 	5695 	4892 	6289 	
A643FS • Footstool • Wire frame	733 1.5 yds	750 	770 33 sq ft.	795 	820 	844 	869 	919 	1018 	1117 	1216 	1049 	1123 	
A641FS • Footstool • 4-star swivel frame	918 1.5 yds	936 	955 33 sq ft.	980 	1005 	1030 	1054 	1104 	1203 	1302 	1401 	1149 	1353 	

A, B = LeatherAll prices listed in US\$

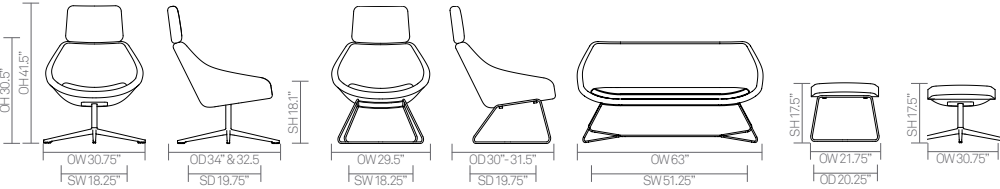
COM = Customers own Material (yds)

COL = Customers own Leather (sq ft.)



dimensions

OH - Overall Height OD - Overall Depth OW - Overall Width AH - Arm Height SH - Seat Height SW - Seat Width SD - Seat Depth



Ottens

Design – Allermuir

The Ottens rocking chair is a generously proportioned, fantastically comfortable lounge chair. Constructed using a traditional carcass that incorporates a webbed seat support, Ottens has a gentle rocking base and super soft upholstery for ultimate comfort. The Ottens chair is complemented by a small, fully upholstered ottoman.



standard & optional features

<div><div>● Standard feature</div><div>❑ Not available</div></div>	<div><div>OTT01</div><div>Rocking Chair</div></div>	<div><div>OTTFS</div><div>Footstool</div></div>
Weight	77lbs	20lbs
Traditional carcass construction	●	●
Tensioned seat support	●	●
Hardwood ply rocking skis finished in Slate Gray wash	●	❑
Fully upholstered	●	●

Optional features:

Two-tone upholstery (Use the price of the highest grade of the fabric selected)	+ \$50	+ \$50
---	--------	--------

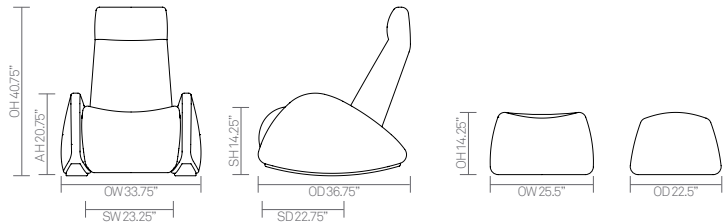
* Please see pages 216-223 for Textile Finishes & COM Requirements

Fabric Grade	C.O.M.		C.O.L.										A	B
	1	2	3	4	5	6	7	8	9	10	11			
OTT01 • Rocking chair	3742	3819	3909	4020	4131	4243	4354	4577	5022	5468	5913	4760	5974	
	6.5 yds		136.5 sq ft.											
OTTFS • Footstool	998	1024	1054	1091	1128	1165	1202	1277	1425	1574	1722	1377	1816	
	2 yds		42 sq ft.											



A, B = Leather
COM = Customers own Material (yds)
COL = Customers own Leather (sq ft.)
All prices listed in US \$

dimensions — OH - Overall Height OD - Overall Depth OW - Overall Width AH - Arm Height SH - Seat Height SW - Seat Width SD - Seat Depth



Sholes

Design – Allermuir

The Sholes multi-purpose chair has been designed specifically to support collaborative work settings. Its generous proportions and wrap around back provide excellent comfort whichever position you take. Optional extras include a bag hook and table which incorporates a cup holder.



standard & optional features

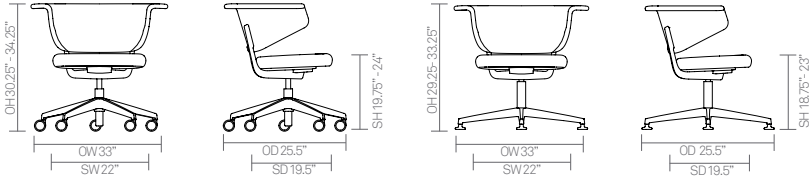
<div><div>● Standard feature</div><div>❑ Not available</div></div>		
	SHL01 Chair 5-Star Base Casters	SHL02 Chair 4-Star Base Glides
Weight	32lbs	33lbs
Polished Aluminum yoke	●	●
Seat height adjustment	●	●
Fully upholstered	●	●
Molded foam seat and back construction	●	●
Polished Aluminum base	●	●
2.4” hard wheel casters in Black *1	●	❑



Optional features:

1. 2.4” soft wheel casters available in Black	+ \$36	❑
Independent seat swivel action	+ \$20	+ \$20
Swivel writing tablet and cupholder 14.5” wide x 13” deep (specify LH/RH)	+ \$195	+ \$195
Bag hook (specify LH/RH), opposite hand if specified with writing tablet	+ \$15	+ \$15
Two-tone upholstery (use the price of the highest grade of the fabrics selected)	+ \$50	+ \$50

* Please see pages 216-223 for Textile Finishes & COM Requirements & page 238 for available Seating Metal Finishes

dimensions — OH - Overall Height OD - Overall Depth OW - Overall Width AH - Arm Height SH - Seat Height SW - Seat Width SD - Seat Depth



Fabric Grade	C.O.M.		C.O.L.										A	B
	1	2	3	4	5	6	7	8	9	10	11			
SHL01 • Chair • Casters • 5-star base	1265 3yds	1300	1339 66 sq ft.	1389	1438	1488	1537	1636	1834	2032	2230	2102	2543	
SHL02 • Chair • Glides • 4-star base	1302 3 yds	1337	1376 66 sq ft.	1426	1475	1525	1574	1673	1871	2069	2267	2167	2606	

A, B = Leather

All prices listed in US \$

COM = Customers own Material (yds)

COL = Customers own Leather (sq ft.)

Paver

Design – Allermuir






Allermuir’s luxurious soft sofa system Paver has been developed to offer even greater versatility. Paver has been designed as a modular family of products that can be configured in numerous ways to create contemporary sofas and soft seating islands. Paver is now available in a variety of new fabrics, paired with a striking turned out seam that enhances the range’s possibilities.



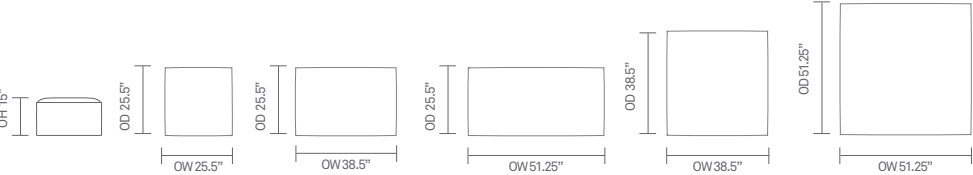
standard & optional features

● Standard feature ❑ Not available	PVRS25SQ	PVRS38	PVRS51	PVRS38SQ	PVRS51SQ
	Square Seat 15”h x 25.5” x 25.5”	Rectangular Seat 15”h x 38.5” x 25.5”	Rectangular Seat 15”h x 51.25” x 25.5”	Square Seat 15”h x 38.5” x 38.5”	Square Seat 15”h x 51.25” x 51.25”
Weight	33lbs	50lbs	62lbs	66lbs	120lbs
Traditional carcass construction	●	●	●	●	●
Super soft foam upholstery	●	●	●	●	●
Turned out top sewn seam	●	●	●	●	●
Configurable linking plates x 2	●	●	●	●	●
Plastic glides	●	●	●	●	●
Optional features:					
Two-tone upholstery (use the price of the highest grade of the fabrics selected)	+ \$50	+ \$50	+ \$50	+ \$50	+ \$50

** Please see pages 216-223 for Textile Finishes & COM Requirements*

	C.O.M.		C.O.L.											
Fabric Grade	1	2	3	4	5	6	7	8	9	10	11	A	B	
PVRS25SQ • Square seat • 15”h x 25.5” x 25.5”	1018 3.25 yds	1055	1096 71.5 sq ft.	1148	1200	1252	1304	1408	1616	1824	2032	1408	1824	
PVRS38 • Rectangular seat • 15”h x 38.5” x 25.5”	1166 3.25 yds	1202	1244 71.5 sq ft.	1295	1347	1399	1451	1555	1763	1971	2179	1555	1971	
PVRS51 • Rectangular seat • 15”h x 51.25” x 25.5”	1480 3.25 yds	1529	1584 71.5 sq ft.	1654	1723	1792	1861	2000	2277	2554	2832	2000	2554	
PVRS38SQ • Square seat • 15”h x 38.5” x 38.5”	1264 3.75 yds	1300	1342 82.5 sq ft.	1394	1446	1498	1550	1653	1861	2069	2277	1653	2069	
PVRS51SQ • Square seat • 15”h x 51.25” x 51.25”	1912 4 yds	1968	2031 88 sq ft.	2110	2190	2269	2348	2506	2823	3140	3457	2506	3140	
A, B = Leather														
All prices listed in US\$														
COM = Customers own Material (yds)														
COL = Customers own Leather (sq ft.)														

dimensions — OH - Overall Height OD - Overall Depth OW - Overall Width AH - Arm Height SH - Seat Height SW - Seat Width SD - Seat Depth



Paver

Design – Allermuir







Allermuir’s luxurious soft sofa system Paver has been developed to offer even greater versatility. Paver has been designed as a modular family of products that can be configured in numerous ways to create contemporary sofas and soft seating islands. Paver is now available in a variety of new fabrics, paired with a striking turned out seam that enhances the range’s possibilities.



standard & optional features

<div><div>● Standard feature</div><div>❑ Not available</div></div>						
	PVRB25 Back 26.75"h x 25.5" x 12.75"	PVRB38 Back 26.75"h x 38.5" x 12.75"	PVRB51 Back 26.75"h x 51.25" x 12.75"	PVRA25 Arm 21"h x 25.5" x 12.75"	PVRA38 Arm 21"h x 38.5" x 12.75"	PVRA51 Arm 21"h x 51.25" x 12.75"
Weight	32lbs	47lbs	63lbs	26lbs	39lbs	52lbs
Traditional carcass construction	●	●	●	●	●	●
Super soft foam upholstery	●	●	●	●	●	●
Turned out top sewn seam	●	●	●	●	●	●
Configurable linking plates x 2	●	●	●	●	●	●
Plastic glides	●	●	●	●	●	●
Optional features:						
Two-tone upholstery (use the price of the highest grade of the fabrics selected)	+ \$50	+ \$50	+ \$50	+ \$50	+ \$50	+ \$50

* Please see pages 216-223 for Textile Finishes & COM Requirements

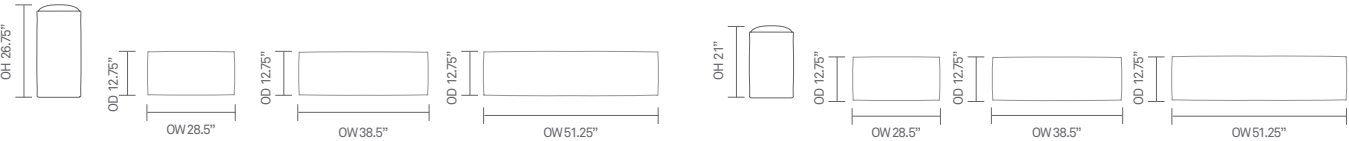
	C.O.M.		C.O.L.											
Fabric Grade	1	2	3	4	5	6	7	8	9	10	11	A	B	
PVRB25 • Back • 26.75"h x 25.5" x 12.75"	1051 2.75 yds	1086	1125 60.5 sq ft.	1175	1224	1274	1323	1422	1620	1818	2016	1422	1818	
PVRB38 • Back • 26.75"h x 38.5" x 12.75"	1272 3.75 yds	1320	1376 82.5 sq ft.	1445	1514	1584	1653	1792	2069	2346	2623	1792	2346	
PVRB51 • Back • 26.75"h x 51.25" x 12.75"	1326 3.75 yds	1375	1430 82.5 sq ft.	1499	1569	1638	1707	1846	2123	2400	2677	1846	2400	
PVRA25 • Arm • 21"h x 25.5" x 12.75"	1018 2.25 yds	1047	1081 49.5 sq ft.	1123	1165	1207	1249	1333	1501	1670	1838	1333	1670	
PVRA38 • Arm • 21"h x 38.5" x 12.75"	1120 3.25 yds	1160	1205 71.5 sq ft.	1262	1319	1376	1433	1547	1774	2002	2230	1547	2002	
PVRA51 • Arm • 21"h x 51.25" x 12.75"	1284 3.25 yds	1323	1369 71.5 sq ft.	1426	1483	1540	1597	1711	1938	2166	2394	1711	2166	

A, B = LeatherAll prices listed in US \$

COM = Customers own Material (yds)

COL = Customers own Leather (sq ft.)

dimensions — OH - Overall Height OD - Overall Depth OW - Overall Width AH - Arm Height SH - Seat Height SW - Seat Width SD - Seat Depth



Stirling

Design – Allermuir

Stirling is an executive low level seating range for high quality reception and lounge areas. Designed with leather upholstery in mind, its style is emphasized by the robust yet elegant floating leg frame. Stirling provides an inviting sit with excellent ergonomics and offers an armchair, two seat or three seat sofa, ottomans of various sizes and a range of complementary tables.



standard & optional features

	SL01	SLW01	SL02	SLW02	SL03	SLW03	SL13	SLW13	SLB01	SLB02
	Single Seat Narrow Arms	Single Seat Wide Arms	Two Seater Narrow Arms	Two Seater Wide Arms	Three Seater Narrow Arms	Three Seater Wide Arms	Extra Wide Two Seater Narrow Arms	Extra Wide Two Seater Wide Arms	Single Seat Bench	Two Seater Bench
Weight	170lbs	182lbs	267lbs	279lbs	328lbs	340lbs	328lbs	340lbs	☐	☐
Fully upholstered	●	●	●	●	●	●	●	●	●	●
Coil sprung seat support	●	●	●	●	●	●	●	●	●	●
Flat steel frame finished in Brushed Chrome	●	●	●	●	●	●	●	●	●	●
Plastic glides	●	●	●	●	●	●	●	●	●	●
Zippered secured back cushions	●	●	●	●	●	●	●	●	☐	☐

Optional features:

SLSC leather scatter cushion (each)	+\$299	+\$299	+\$299	+\$299	+\$299	+\$299	+\$299	+\$299	☐	☐
SLWT writing tablet for wide arm (each)	☐	+\$205	☐	+\$205	☐	+\$205	☐	+\$205	☐	☐

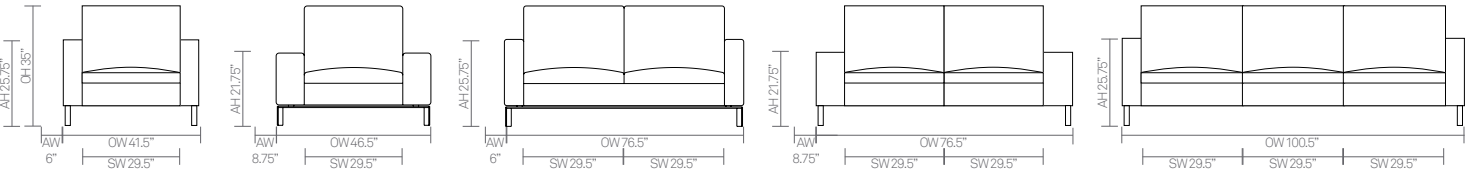
* Please see page 238 for available Seating Metal Finishes

Please see pages 192-193 for the full range of Stirling tables

Stirling upholstered units are only manufactured in a selection of fabrics as indicated.

Fabric Selection 1	Camira Blazer Maharam Lariat Momentum Bravo II Mometum Canter Momentum Cover Cloth Momentum Solace	Fabric Selection 2	Camira Craggan Camira Hemp Maharam/Kvadrat Canvas Maharam/Kvadrat Hero Momentum Oath Momentum Silica Momentum Silica Etch Momentum Silica Leather Mometum Silica Tech Ultrafabrics Brisa Original Ultrafabrics Pro Ultrafabrics Promessa Ultrafabrics Viva	Fabric Selection 3	Maharam/Kvadrat Divina Maharam/Kvadrat MD Maharam/Kvadrat Divina Melange Maharam/Kvadrat Hallingdale Maharam/Kvadrat steelcut Maharam/Kvadrat steelcut Trio
--------------------	---	--------------------	--	--------------------	--

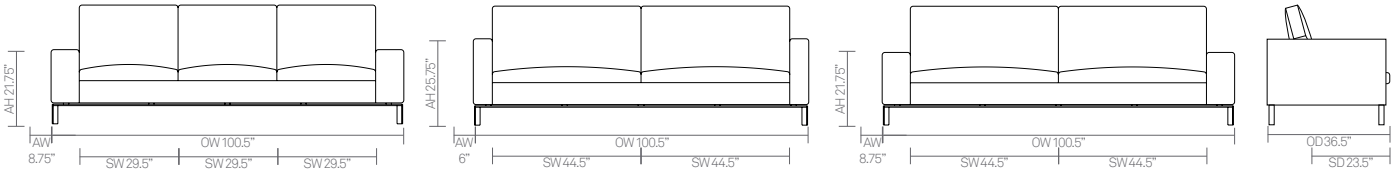
dimensions — OH - Overall Height OD - Overall Depth OW - Overall Width AH - Arm Height SH - Seat Height SW - Seat Width SD - Seat Depth



Fabric Grade	Fabric Selection 1	Fabric Selection 2	Fabric Selection 3	A	B	
SL01 • Single seat with narrow arms	4246	4528	5377	-	5715	
SLW01 • Single seat with wide arms	4505	4804	5706	-	6064	
SL02 • Two seater with narrow arms	6794	7248	8606	-	9147	
SLW02 • Two seater with wide arms	7206	7688	9128	-	9702	
SL03 • Three seater with narrow arms	9552	10189	12099	-	12859	
SLW03 • Three seater with wide arms	10134	10809	12836	-	13643	
SL13 • Extra wide two seater with narrow arms	10424	11122	13207	-	14037	
SLW13 • Extra wide two seater with wide arms	10435	11131	13217	-	14049	
SLB01 • Single seat bench • 17.25" h x 30" x 30"	2309	2539	2744	-	2887	
SLB02 • Two seater bench • 17.25" h x 60" x 30"	3757	4132	4462	-	4697	

A, B = Leather

All prices listed in US \$



Tarry

Design – Wolfgang C.R. Mezger

The luxurious wing lounge chair has a versatile style that is the perfect accompaniment to both modern and vintage interiors, whilst the acoustic properties of the seat’s wing panels make the piece ideal for breakout areas and executive lounges, or hotel and hospitality environments.

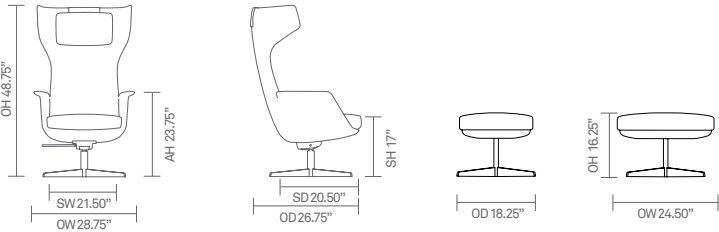


standard & optional features

<div>● Standard feature</div> <div>❑ Not available</div>		
	TAR405 Lounge Chair 4-Star Swivel Base	TARFS05 Footstool 4-Star Swivel Base
Weight	73lbs	29lbs
Molded foam construction with dual density back foam	●	❑
Movable headrest	●	❑
Free floating seat tilt with upright locking	●	❑
Fully upholstered	●	●
4-star swivel blade base finished in Black powder coat *1	●	❑
4-star blade base finished in Black powder coat *1	❑	●
Plastic glides	●	●
Optional features:		
1. 4-star blade base available in Ceramic White powder coat	+ \$0	+ \$0
Auto return swivel	+ \$75	❑
Two-tone upholstery (use the price of the highest grade of the fabrics selected)	+ \$50	+ \$50

* Please see pages 216-223 for Textile Finishes & COM Requirements & page 228 for Tarry Metal Finishes

dimensions — OH - Overall Height OD - Overall Depth OW - Overall Width AH - Arm Height SH - Seat Height SW - Seat Width SD - Seat Depth



	C.O.M.		C.O.L.											
Fabric Grade	1	2	3	4	5	6	7	8	9	10	11	A	B	
TAR405 • Wing lounge chair • 4-star swivel base	2882 5.25 yds	2951 	3031 100 sq ft.	3130 	3229 	3328 	3427 	3625 	4021 	4417 	4813 	3499 	4199 	
TARFS05 • Footstool • 4-star swivel base	862 1.5 yds	880 	899 33 sq ft.	924 	949 	974 	998 	1048 	1147 	1246 	1345 	1199 	1439 	

A, B = Leather All prices listed in US \$

COM = Customers own Material (yds)

COL = Customers own Leather (sq ft.)



Venus

Design –Simon Pengelly

Venus is a versatile, compact tub chair providing excellent comfort for informal and formal meeting, conference and dining applications. Practical features have been worked into the design with flowing lines and a refreshing profile that enhances the visual elegance of this classically styled tub chair.



standard & optional features

- Standard feature
- ❑ Not available

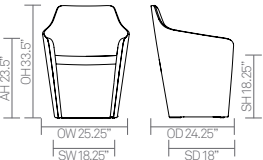
Weight	46lbs
Molded foam construction	●
Webbed seat support	●
Fully upholstered	●
Plastic glides *1	●

Optional features:

1. Plastic glides available with felt	+ \$20
Two-tone upholstery (use the price of the highest grade of the fabrics selected)	+ \$50

* Please see pages 216-223 for Textile Finishes & COM Requirements

dimensions — OH - Overall Height OD - Overall Depth OW - Overall Width AH - Arm Height SH - Seat Height SW - Seat Width SD - Seat Depth



Fabric Grade	C.O.M.		C.O.L.										
	1	2	3	4	5	6	7	8	9	10	11	A	B
VS1 • Tub chair	1519	1563	1616	1680	1744	1809	1873	2002	2259	2517	2774	2431	3282
	4 yds		88 sq ft.										

A, B = Leather

COM = Customers own Material (yds)

COL = Customers own Leather (sq ft.)

All prices listed in US \$





Loose Cushions

To specify your item

Check the **Standard Features & Finishes** and select the **Model** you require

Select the **Fabric Grade** for the fabric you are using
(standard textiles are listed from pages 216-223)
this will give you the basic price per item

Select any **Additional Options** you require and add on additional costs
as shown per pillow

You now have the total cost and specification for your **Pillow**

When ordering, please ensure that you send us all this information, so we can
correctly fulfill your requirements.

Loose Cushions

Design – Allermuir



The Allermuir loose cushion range has been created to allow the introduction of accent colors to an environment, while at the same time providing an additional level of comfort. Available in five basic sizes, there are a multitude of options available to suit individual style and quickly changing fashions.

standard & optional features

● Standard feature ❑ Not available					
	AMSCS Small Square Cushion 15.75" x 15.75"	AMSCM Medium Square Cushion 19" x 19"	AM_SCL Large Square Cushion 22" x 22"	AMSCBL Bolster Rectangle Cushion 22" x 13.75"	AMSCRD Round Cushion 13.75" dia.
Weight	3 lbs	3 lbs	4lbs	3 lbs	3lbs
FR Inner cushion cover	●	●	●	●	●
Soft fill stuffing	●	●	●	●	●
Twinned edge stitching detail	●	●	●	●	●
Paneled sides	❑	❑	❑	❑	●

Edge details (select one option only)

Twinned edge stitching detail	+ \$0	+ \$0	+ \$0	+ \$0	+ \$0
Piped edge detail (fabric only)	+ \$40	+ \$40	+ \$40	+ \$40	+ \$40
Zippered edge detail	+ \$40	+ \$40	+ \$40	+ \$40	+ \$40

Face details (select one option only)

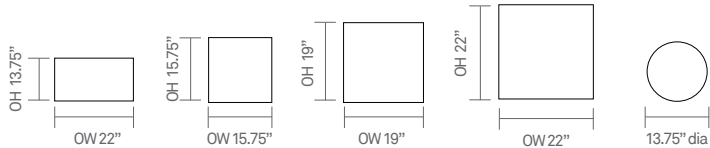
Plain face detail	+ \$0	+ \$0	+ \$0	+ \$0	+ \$0
Single button detail (using fabric only from the same range as the face)	+ \$40	+ \$40	+ \$40	❑	+ \$40
Multi button detail (using fabric only from the same range as the face)	+ \$50	+ \$50	+ \$50	+ \$50	+ \$50
Quilted detail	+ \$50	+ \$50	+ \$50	+ \$50	+ \$50
Two-tone upholstery (use the price of the highest grade of the fabrics selected)	+ \$50	+ \$50	+ \$50	+ \$50	+ \$50

* Please see pages 216-223 for Textile Finishes & COM Requirements

Example code: *AMSCBL/ZI/QU.*



dimensions — OH - Overall Height OD - Overall Depth OW - Overall Width



Fabric Grade	C.O.M.		C.O.L.										A	B
	1	2	3	4	5	6	7	8	9	10	11			
AMSCS • Small square cushion • 15.75" x 15.75"	93 1 yds	103	115 22 sq ft.	130	145	160	175	204	264	323	383		349	449
AMSCM • Medium square cushion • 19" x 19"	119 1 yds	129	141 22 sq ft.	156	171	185	200	230	289	349	408		370	470
AM_SCL • Large square cushion • 22" x 22"	129 1 yds	141	155 22 sq ft.	173	190	207	225	259	328	398	466		400	500
AMSCBL • Bolster rectangle cushion • 22" x 13.75"	114 1 yds	124	137 22 sq ft.	151	166	181	196	226	285	345	404		370	470
AMSCRD • Round cushion • 13.75" dia.	106 1 yds	117	129 22 sq ft.	143	158	173	188	218	277	336	396		370	470

A, B = Leather
COM = Customers own Material (yds)
COL = Customers own Leather (sq ft.)
All prices listed in US \$

Cushion edge detail

TW
TWINNED
Twin needle stitch detail around perimeter, with zip to one side.

PP
PIPPED
Piping detail around perimeter, with zip to one side. Added option of Two-tone color.

ZI
ZIPPED
Reverse zip detail (i.e. back of zip showing) around whole perimeter. Wide choice of standard zip colors to create Two-tone combinations.

Cushion face detail

PL
Plain

SB
Single button

MB
Multi button

QU
Quilted

when ordering your cushions...

1. Check the **size** and **shape** you require
2. Select the **Fabric Grade** for the fabric you are using (standard fabrics are listed from page 240)
3. Select any additional Details you require from the options listed for **Edge Detail** and **Face Detail** and add on the relevant cost per cushion.
4. Add the two letter prefix for the **Edge Detail** and **Face Detail** to Your Cushion code when ordering
5. You now have the total cost and specification of **Your cushion**

Tylus

Design – Allermuir

Allermuir’s stunning new collection of cushions is a stylish complement to its soft seating and sofa ranges. Square and rectangular shapes are available in a variety of sizes and fabrics. All 100% feather filled with hypoallergenic and flame retardant linings, they include exquisite detailing with custom made zips available in rose gold, gold, silver and black. They also feature a saddle leather handle, debossed with the Allermuir logo.



standard & optional features

● Standard feature

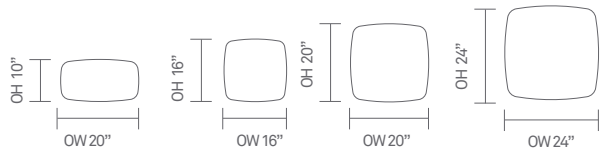
□ Not available

	TYL2010	TYL2010H	TYL16	TYL16H	TYL20	TYL20H	TYL24	TYL24H
	Soft Rectangle Cushion 20” x 10”	Soft Rectangle Cushion 20” x 10”	Soft Square Cushion 16” x 16”	Soft Square Cushion 16” x 16”	Soft Square Cushion 20” x 20”	Soft Square Cushion 20” x 20”	Soft Square Cushion 24” x 24”	Soft Square Cushion 24” x 24”
Weight	2lbs	2lbs	3lbs	3lbs	3lbs	3lbs	5lbs	5lbs
Curled feather filled cushion	●	●	●	●	●	●	●	●
Quilt detail options - Lines, Aztec, Echo or Flow	●	●	●	●	●	●	●	●
Saddle leather grab handle available in Black, Natural or Dark Tan	□	●	□	●	□	●	□	●
Zipper available in Gold, Rose Gold, Silver or Black (see note 1)	●	●	●	●	●	●	●	●

* Note 1 Zipper tape only available in finishes shown on opposite page

Fabric Grade		Tylus Synergy	
Soft rectangle cushion 20 x 10”	TYL2010	147	
	TYL2010H	167	
Soft square cushion 16 x 16”	TYL16	162	
	TYL16H	182	
Soft square cushion 20 x 20”	TYL20	214	
	TYL20H	234	
Soft square cushion 24 x 24”	TYL24	236	
	TYL24H	256	

dimensions— OH - Overall Height OD - Overall Depth OW - Overall Width




Tylus Synergy


Fabrics – Allermuir



Allermuir branded saddle leather grab handle

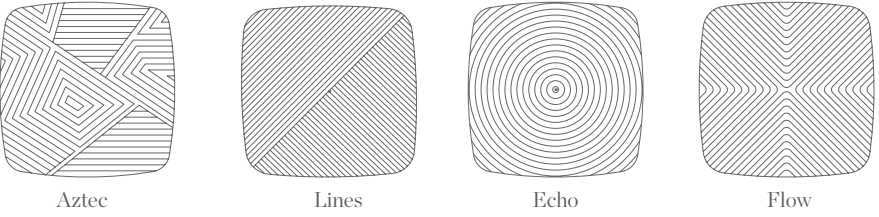


Zipper and tape



Rose gold zipper with Peach color tape Gold zipper with Ivory color tape Silver zipper with Gray color tape Black zipper with Black color tape

Quilting designs





Benches, Chairs & Stools

To specify your item

Check the **Standard Features & Finishes** and select the **Model** you require

Select the **Fabric Grade** for the fabric you are using
(standard textiles are listed from pages 216-223)
this will give you the basic price per item

Select any **Additional Options** you require and add on additional costs as shown per
as shown per bench, chair or stool

You now have the total cost and specification for your **Bench, Chair or Stool**

When ordering, please ensure that you send us all this information, for us to
correctly fulfill your requirements.

Cardita

Design – Martin Ballendat

Cardita is inspired by the beautiful leather seats found in luxury vintage cars. A simple yet intelligent frame is complemented by classic upholstery detailing which not only exudes opulence, but is also exceptionally comfortable.



standard & optional features

<div><div>● Standard feature</div><div>❑ Not available</div></div>		
	CRD01 Chair Wood Legs	CRD03 Stool Wood Legs
Weight	28lbs	❑
Molded shell	●	●
Fully upholstered with luxury quilt detail	●	●
Solid ash legs with a clear finish *2	●	●
Tubular steel footrest finished in Polished Chrome	❑	●
Plastic glides *1	●	●

Optional features:

1. Plastic glides available with felt	+ \$20	+ \$20
2. Ash legs can be stained or color washed	+ \$58	+ \$58

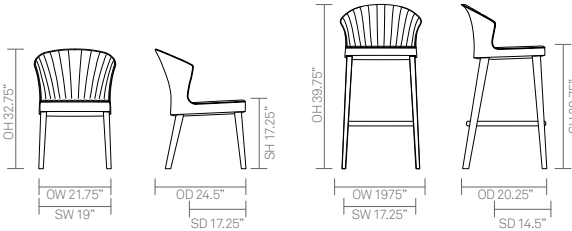
** Please see pages 216-223 for Textile Finishes & COM Requirements & pages 226-227 for Seating Wood Finishes
Available in limited upholstery options, please contact the internal sales support department for more details.*

Fabric Grade	C.O.M.	C.O.L.											
	1	2	3	4	5	6	7	8	9	10	11	A	B
CRD01 • Side chair • Wood legs	1247	1269	1295	1327	1359	1392	1424	1488	1617	1746	1874	1789	2058
	2 yds		36.75 sq ft.										
CRD03 • High stool • Wood legs	1312	1331	1353	1380	1407	1435	1462	1516	1625	1734	1843	1774	2039
	1.75 yds		31.5 sq ft.										

A, B = Leather
COM = Customers own Material (yds)
COL = Customers own Leather (sq ft.)
All prices listed in US \$



dimensions — OH - Overall Height OD - Overall Depth OW - Overall Width AH - Arm Height SH - Seat Height SW - Seat Width SD - Seat Depth



Casper

Design – Allermuir

Casper is a stylish and contemporary café plastic monoshell chair, with the option of an upholstered seat designed for all manner of hospitality environments in both corporate and leisure markets. Casper is also an ideal meeting chair, due to the added option of a four leg or sled base frame.



standard & optional features

	CS1	CS1A	CS2	CS2A	CS5BS	CS9BS	CS7BS	CSTROLLEY
	Side Chair Skid Base	Armchair Skid Base	Side Chair 4 Leg Frame	Armchair 4 Leg Frame	High Stool Low Back 4 Leg Frame	High Stool Low Back Skid Base	High Stool High Back 4 Leg Frame	Stacking Trolley
Weight	16lbs	17lbs	13lbs	15lbs	16lbs	21lbs	22lbs	<input type="checkbox"/>
Stacks (on trolley)	25 high	25 high	18 high	18 high	<input type="checkbox"/>	<input type="checkbox"/>	<input type="checkbox"/>	<input type="checkbox"/>
Plastic shell - Colors: Back to Black, Slate Gray, Smoke Gray, White as Snow, Turtle Dove, Vintage Red, Ruby Red or Blue Skies	<input checked="" type="checkbox"/>	<input checked="" type="checkbox"/>	<input checked="" type="checkbox"/>	<input checked="" type="checkbox"/>	<input checked="" type="checkbox"/>	<input checked="" type="checkbox"/>	<input checked="" type="checkbox"/>	<input type="checkbox"/>
Wire frame finished in Polished Chrome	<input checked="" type="checkbox"/>	<input checked="" type="checkbox"/>	<input type="checkbox"/>	<input type="checkbox"/>	<input type="checkbox"/>	<input checked="" type="checkbox"/>	<input type="checkbox"/>	<input type="checkbox"/>
Tubular steel frame finished in Polished Chrome * ¹	<input type="checkbox"/>	<input type="checkbox"/>	<input checked="" type="checkbox"/>	<input checked="" type="checkbox"/>	<input checked="" type="checkbox"/>	<input type="checkbox"/>	<input checked="" type="checkbox"/>	<input type="checkbox"/>
Plastic glides * ²	<input checked="" type="checkbox"/>	<input checked="" type="checkbox"/>	<input type="checkbox"/>	<input type="checkbox"/>	<input type="checkbox"/>	<input checked="" type="checkbox"/>	<input type="checkbox"/>	<input type="checkbox"/>
Plastic self-leveling glides * ³	<input type="checkbox"/>	<input type="checkbox"/>	<input checked="" type="checkbox"/>	<input checked="" type="checkbox"/>	<input checked="" type="checkbox"/>	<input type="checkbox"/>	<input checked="" type="checkbox"/>	<input type="checkbox"/>

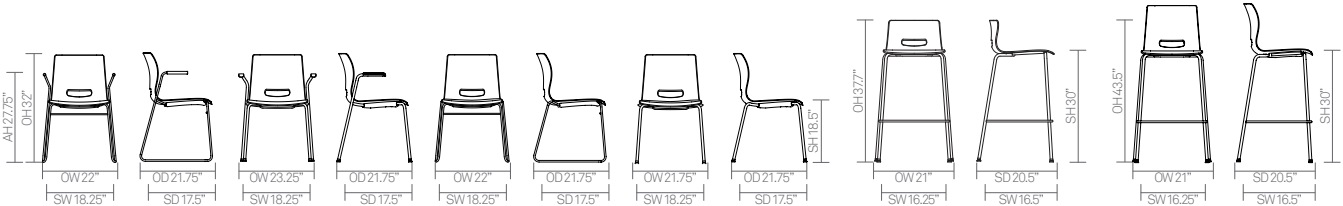
Optional features:

1. Plastic shell with complementary color on the tubular steel powder coat frame	<input type="checkbox"/>	<input type="checkbox"/>	+\$80	+\$80	+\$80	<input type="checkbox"/>	+\$80	<input type="checkbox"/>
2. Plastic glides available with felt	+\$20	+\$20	<input type="checkbox"/>	<input type="checkbox"/>	<input type="checkbox"/>	+\$20	<input type="checkbox"/>	<input type="checkbox"/>
3. Plastic self-leveling glides with felt	<input type="checkbox"/>	<input type="checkbox"/>	+\$20	+\$20	+\$20	<input type="checkbox"/>	+\$20	<input type="checkbox"/>
Detachable writing tablet (Specify LH or RH) - Chair does not stack when attached	+\$180	+\$180	<input type="checkbox"/>	<input type="checkbox"/>	<input type="checkbox"/>	<input type="checkbox"/>	<input type="checkbox"/>	<input type="checkbox"/>
Counter height stool option, seat height 24.5" (add CH to product code)	<input type="checkbox"/>	<input type="checkbox"/>	<input type="checkbox"/>	<input type="checkbox"/>	+\$72	<input type="checkbox"/>	+\$72	<input type="checkbox"/>

* Please see pages 216-223 for Textile Finishes & COM Requirements, page 224 for Casper Plastic Finishes & page 238 for available Seating Metal Finishes

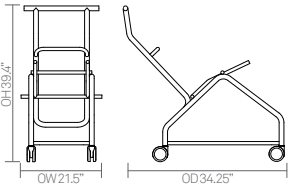
dimensions

OH - Overall Height OD - Overall Depth OW - Overall Width AH - Arm Height SH - Seat Height SW - Seat Width SD - Seat Depth



	Plastic	
CS1 • Side chair • Skid base	305	
CS1A • Armchair • Skid base	356	
CS2 • Side chair • 4 leg frame	311	
CS2A • Armchair • 4 leg frame	367	
CS5BS • High stool • Low back • 4 leg frame	411	
CS9BS • High stool • Low back • Skid base	482	
CS7BS • High stool • High back • 4 leg frame	481	
CSTROLLEY • Stacking trolley	1235	

All prices listed in US \$



Casper

Design – Allermuir

Casper is a stylish and contemporary café plastic monoshell chair, with the option of an upholstered seat designed for all manner of hospitality environments in both corporate and leisure markets. Casper is also an ideal meeting chair, due to the added option of a four leg or sled base frame.



standard & optional features

	CS3	CS3A	CS4	CS4A	CS6BS	CS10BS	CS8BS	CSTROLLEY
	Side Chair Skid Base Upholstered	Armchair Skid Base Upholstered	Side Chair 4 Leg Frame Upholstered	Armchair 4 Leg Frame Upholstered	High Stool Low Back 4 Leg Frame Upholstered	High Stool Low Back Skid Base Upholstered	High Stool High Back Skid Base Upholstered	Stacking Trolley
Weight	18lbs	18lbs	15lbs	16lbs	17lbs	21lbs	22lbs	❑
Stacks (on trolley) (fabric may be affected when stacked)	21 high	21 high	15 high	15 high	❑	❑	❑	❑
Plastic shell - Colors: Back to Black, Slate Gray, Smoke Gray, White as Snow, Turtle Dove, Vintage Red, Ruby Red or Blue Skies	●	●	●	●	●	●	●	❑
Wire frame finished in Polished Chrome	●	●	❑	❑	❑	●	❑	❑
Tubular steel frame finished in Polished Chrome *1	❑	❑	●	●	●	❑	●	❑
Upholstered seat	●	●	●	●	●	●	●	❑
Plastic glides *2	●	●	❑	❑	❑	●	❑	❑
Plastic self leveling glides *3	❑	❑	●	●	●	❑	●	❑

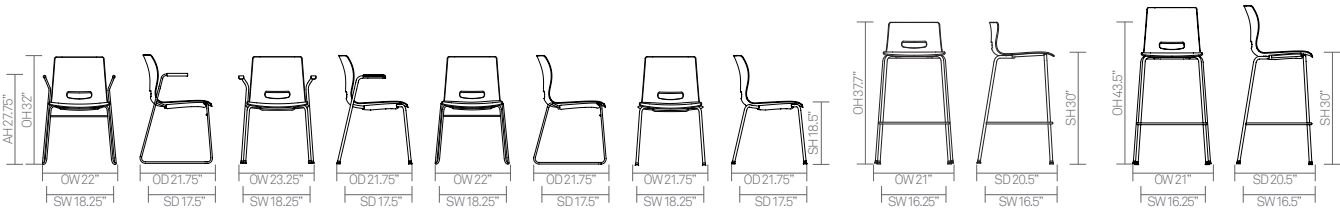
Optional features:

1. Plastic shell with complementary color on the tubular steel powder coat frame	❑	❑	+ \$80	+ \$80	+ \$80	❑	+ \$80	❑
2. Plastic glides available with felt	+ \$20	+ \$20	❑	❑	❑	+ \$20	❑	❑
3. Plastic self leveling glides with felt	❑	❑	+ \$20	+ \$20	+ \$20	❑	+ \$20	❑
Detachable writing tablet (Specify LH or RH) - Chair does not stack when attached	+ \$180	+ \$180	❑	❑	❑	❑	❑	❑
Ribbed upholstered seat pad (add P to product code)	+ \$30	+ \$30	+ \$30	+ \$30	+ \$30	+ \$30	+ \$30	❑
Counter height stool option, seat height 24.5" (add CH to product code)	❑	❑	❑	❑	+ \$72	❑	+ \$72	❑

* Please see pages 216-223 for Textile Finishes & COM Requirements, page 224 for Casper Plastic Finishes & page 238 for available Seating Metal Finishes

dimensions

OH - Overall Height OD - Overall Depth OW - Overall Width AH - Arm Height SH - Seat Height SW - Seat Width SD - Seat Depth

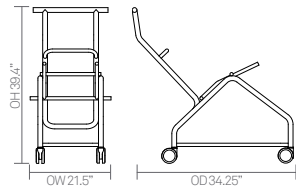


Fabric Grade	C.O.M.		C.O.L.										A	B
	1	2	3	4	5	6	7	8	9	10	11			
CS3 • Side chair • Upholstered seat pad • Skid base	421 1 yds	434	448 22 sq ft.	465	482	500	517	551	621	690	759	579	765	
CS3A • Armchair • Upholstered seat pad • Skid base	487 1 yds	499	513 22 sq ft.	531	548	565	583	617	686	756	825	635	822	
CS4 • Side chair • Upholstered seat pad • 4 leg frame	398 1 yds	410	424 22 sq ft.	441	459	476	493	528	597	667	736	600	786	
CS4A • Armchair • Upholstered seat pad • 4 leg frame	454 1 yds	466	480 22 sq ft.	497	514	532	549	584	653	722	791	656	842	
CS6BS • High stool • Low back • Upholstered seat pad • 4 leg frame	497 0.75 yds	509	523 16.5 sq ft.	540	557	575	592	627	696	765	835	700	886	
CS10BS • High stool • Low back • Upholstered seat pad • Skid base	575 0.75 yds	587	601 16.5 sq ft.	618	635	653	670	704	774	843	912	772	959	
CS8BS • High stool • High back • Upholstered seat pad • Skid base	567 0.75 yds	579	593 16.5 sq ft.	610	627	645	662	697	766	835	905	770	956	
CSTROLLEY • Stacking trolley	1235													

A, B = Leather All prices listed in US \$

COM = Customers own Material (yds)

COL = Customers own Leather (sq ft.)



For Instructions on how to specify your item, please see page 75



Curve

Design – PearsonLloyd

Curve offers a high level of comfort and shape, without compromising on style and function. This stacking side chair or armchair has a slender chrome wire frame that complements the elegant, balanced ply form. The shell is available in a reformed walnut or Beech veneer with an upholstered molded seat pad as an additional option.









standard & optional features

● Standard feature ❑ Not available	A800	A801	A802	A803	A804	A804U
	Side Chair Skid Base	Armchair Skid Base	Side Chair Skid Base Upholstered Seat Pad	Armchair Skid Base Upholstered Seat Pad	High Stool Skid Base	High Stool Skid Base Upholstered Seat Pad
Weight	13lbs	14lbs	13lbs	13lbs	17lbs	17lbs
Stacks (Stacking may affect upholstery)	6 high	6 high	6 high	6 high	❑	❑
Beech (3D ply) shell with a clear finish *1	●	●	●	●	●	●
Wire frame finished in Polished Chrome	●	●	●	●	●	●
Plastic glides *2	●	●	●	●	●	●
Soft touch arm pads	❑	●	❑	●	❑	❑
Upholstered seat pad	❑	❑	●	●	❑	●

Optional features:

1. Beech (3D ply) shell can be stained or color washed	+ \$58	+ \$58	+ \$58	+ \$58	+ \$58	+ \$58
1. Aplie walnut veneer (3D ply) shell with a clear finish	+ \$180	+ \$180	+ \$180	+ \$180	+ \$180	+ \$180
2. Plastic glides available with felt	+ \$20	+ \$20	+ \$20	+ \$20	+ \$20	+ \$20

* Please see pages 216-223 for Textile Finishes & COM Requirements, pages 226-227 for Seating Wood Finishes & page 238 for available Seating Metal Finishes

Fabric Grade	C.O.M.			C.O.L.											A	B	
	Wood	1	2	3	4	5	6	7	8	9	10	11					
A800 • Side chair • Skid base	850	-	-	-	-	-	-	-	-	-	-	-	-	-	-	-	
A801 • Armchair • Skid base	957	-	-	-	-	-	-	-	-	-	-	-	-	-	-	-	
A802 • Side chair • Skid base • Upholstered seat pad	-	941 0.75 yds	951	963 16.5 sq ft.	978	993	1008	1023	1052	1112	1171	1231	1023	1103			
A803 • Armchair • Skid base • Upholstered seat pad	-	1031 0.75 yds	1042	1053 16.5 sq ft.	1068	1083	1098	1113	1143	1202	1261	1321	1130	1210			
A804 • High stool • Skid base	1044	-	-	-	-	-	-	-	-	-	-	-	-	-	-	-	
A804U • High stool • Skid base • Upholstered seat pad	-	1131 0.75 yds	1142	1153 16.5 sq ft.	1168	1183	1198	1213	1243	1302	1361	1421	1230	1310			

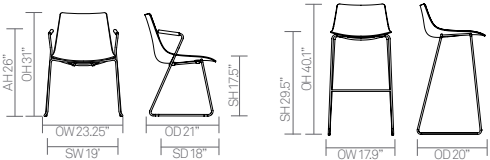
A, B = Leather

All prices listed in US \$

COM = Customers own Material (yds)

COL = Customers own Leather (sq ft.)

dimensions — OH - Overall Height OD - Overall Depth OW - Overall Width AH - Arm Height SH - Seat Height SW - Seat Width SD - Seat Depth



Dine

Design – PearsonLloyd

Dine is a fresh and elegant take on the classic stacking monoshell chair. This excellent ergonomic chair is beautifully proportioned providing a comfortable sit for dining, meeting and general multi-purpose use. The beech shell on both the side chair and armchair can be clear lacquered or color stained. In addition a molded upholstered seat pad can be specified.



standard & optional features

● Standard feature ❑ Not available						
	A790	A791	A792	A793	A796	A797
	Side chair	Armchair	Side chair with seat pad	Armchair with seat pad	High Stool	High Stool with seat pad
Weight	10lbs	12lbs	10lbs	12lbs	15lbs	15lbs
Stacks (Stacking may affect upholstery)	8 high	8 high	6 high	6 high	❑	❑
Beech shell with a clear finish *1	●	●	●	●	●	●
Tubular Steel frame finished in polished chrome	●	●	●	●	●	●
Plastic arms	❑	●	❑	●	❑	❑
Plastic glides *2	●	●	●	●	●	●
Upholstered seat pad	❑	❑	●	●	❑	●

Optional features:						
1. Beech shell can be stained or color washed*	+ \$58	+ \$58	+ \$58	+ \$58	+ \$58	+ \$58
2. Plastic glides available with felt	+ \$20	+ \$20	+ \$20	+ \$20	+ \$20	+ \$20
Counter height stool option, seat height 24.5” (add CH to product code)	❑	❑	❑	❑	+ \$72	+ \$72

* Please see pages 216-223 for Textile Finishes & COM Requirements, pages 226-227 for Seating Wood Finishes & page 238 for available Seating Metal Finishes

	COM			COL										
Fabric Grade	Wood	1	2	3	4	5	6	7	8	9	10	11	A	B
A790 • Side chair	446	-	-	-	-	-	-	-	-	-	-	-	-	-
A791 • Armchair	585	-	-	-	-	-	-	-	-	-	-	-	-	-
A792 • Side chair • With seat pad	-	539 1 yd	550	562 22 sq ft.	577	591	606	621	651	710	770	829	624	691
A793 • Armchair • With seat pad	-	679 1 yd	690	702 22 sq ft.	716	731	746	761	791	850	909	969	764	831
A796 • High Stool	620	-	-	-	-	-	-	-	-	-	-	-	-	-
A797 • High Stool • With seat pad	-	713 1 yd	724	736 22 sq ft.	751	765	780	795	825	884	944	1003	798	865

A, B = Leather

COM = Customers own Material (yds)

COL = Customers own Leather (sq ft.)

All prices listed in US \$

dimensions — OH - Overall Height OD - Overall Depth OW - Overall Width AH - Arm Height SH - Seat Height SW - Seat Width SD - Seat Depth



Famiglia – Low Back Seating

Design – PearsonLloyd

The Famiglia seating family includes a collection of low, mid, high back and lounge chairs that between them offers a choice of metal or wooden legs and 5-star bases. These are complemented by a range of occasional and light work tables for informal or formal settings.



standard & optional features

- Standard feature
- ❑ Not available

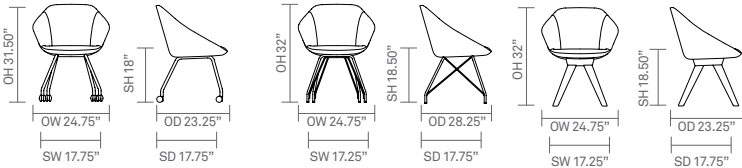
	FMG101 Low Back 4 Leg Frame Casters	FMG102 Low Back 4 Leg Frame	FMG103 Low Back Wood Legs
Weight	24lbs	26lbs	28lbs
Molded foam construction	●	●	●
Fully upholstered	●	●	●
Tubular steel frame finished in Polished Chrome *2	●	❑	❑
2” hard wheel casters in Black *1	●	❑	❑
Tubular steel frame with wire supports finished in Polished Chrome *3	❑	●	❑
Aluminum leg connector frame finished in Slate Gray powder coat	❑	❑	●
Solid ash legs with a clear finish *4	❑	❑	●
Plastic glides *5	❑	●	●

Optional features:

1. 2” soft wheel casters available in Black	+ \$36	❑	❑
2. Tubular steel frame available in Slate Gray powder coat	+ \$0	❑	❑
3. Tubular steel frame with wire supports available in Slate Gray powder coat	❑	+ \$0	❑
4. Solid ash legs can be stained or color washed	❑	❑	+ \$58
5. Plastic glides available with felt	❑	+ \$20	+ \$20
Decorative railroad stitch detail to perimeter seam (Colors: Black, White, Red, Light Gray, Dark Gray, and Cream)	+ \$50	+ \$50	+ \$50
Two-tone upholstery (use the price of the highest grade of fabrics selected)	+ \$50	+ \$50	+ \$50

* Please see pages 216-223 for Textile Finishes & COM Requirements, pages 226-227 for Seating Wood Finishes & page 238 for available Seating Metal Finishes
Please see pages 152-155 for a full range of Famiglia tables

dimensions— OH - Overall Height OD - Overall Depth OW - Overall Width AH - Arm Height SH - Seat Height SW - Seat Width SD - Seat Depth



Fabric Grade	C.O.M.		C.O.L.										A	B
	1	2	3	4	5	6	7	8	9	10	11			
FMG101 • Low back • 4 leg frame with casters	1110 2.25 yds	1139	1173 49.5 sq ft	1215	1257	1299	1341	1425	1594	1762	1930		1417	1682
FMG102 • Low back • 4 leg frame	1150 2.25 yds	1179	1213 49.5 sq ft	1255	1297	1339	1381	1465	1634	1802	1970		1457	1722
FMG103 • Low back • Wood legs	1280 2.25 yds	1309	1343 49.5 sq ft	1385	1427	1469	1511	1595	1764	1932	2100		1587	1852

A, B = Leather All prices listed in US \$

COM = Customers own Material (yds)

COL = Customers own Leather (sq ft.)



Grainger Dining

Design – Allermuir

Designed as part of the Grainger family, the Dining series maintains a classic styling to create a generously proportioned side and armchair that offer great comfort. The deliberately simple form which sits on tapered oak legs can be upholstered in a range of fabrics to achieve a variety of styles.



standard & optional features

<div><div>● Standard feature</div><div>❑ Not available</div></div>			
	GRD01	GRD02	GRD03
	Side Chair	Armchair	High Stool
	Wood Legs	Wood Legs	Wood Legs
Weight	17lbs	24lbs	22lbs
Traditional carcass construction	●	●	●
Fully upholstered	●	●	●
Solid oak frame with a clear finish *1	●	●	●
Plastic glides *2	●	●	●

Optional features:

1. Solid oak frame can be stained or color washed	+ \$58	+ \$58	+ \$58
2. Plastic glides available with felt	+ \$20	+ \$20	+ \$20
Two-tone upholstery (Use the price of the highest grade of the fabric selected)	+ \$50	+ \$50	+ \$50

* Please see pages 216-223 for Textile Finishes & COM Requirements & pages 226-227 for Seating Wood Finishes

	C.O.M.		C.O.L.											
Fabric Grade	1	2	3	4	5	6	7	8	9	10	11	A	B	
GRD01 • Side chair • Wood legs	950	970	991	1019	1046	1073	1100	1155	1264	1372	1481	1229	1559	
	3 yds		66 sq ft.											
GRD02 • Armchair • Wood legs	1212	1243	1279	1323	1368	1413	1457	1546	1724	1903	2080	1667	2195	
	3 yds		66 sq ft.											
GRD03 • High stool • Wood legs	1049	1063	1079	1098	1118	1138	1158	1197	1277	1356	1435	1251	1500	
	2.75 yds		60.5 sq ft.											

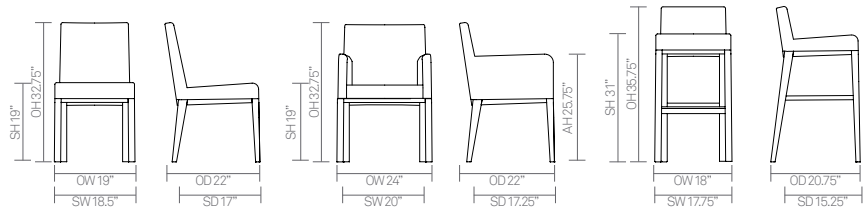
A, B = Leather All prices listed in US \$

COM = Customers own Material (yds)

COL = Customers own Leather (sq ft.)



dimensions — OH - Overall Height OD - Overall Depth OW - Overall Width AH - Arm Height SH - Seat Height SW - Seat Width SD - Seat Depth



Jaicer

Design – Allermuir

When designing Jaicer, we set out to create a simply beautiful chair that was constructed entirely from wood. Jaicer has been created to work across a multitude of environments; be it for ad hoc use in a contemporary workplace, as an elegant statement in a meeting room or as a café or dining chair in a modern corporate or hospitality environment.



standard & optional features

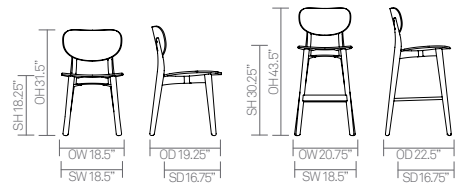
<div><div>● Standard feature</div><div>❑ Not available</div></div>		JCR1	JCR2	JCR4	JCR5
		Side Chair	Side Chair Upholstered Seat	High Stool	High Stool Upholstered Seat
Weight		13lbs	13lbs	18lbs	18lbs
Clear finish, solid beech legs with formed beech plywood rails		●	●	●	●
Beech veneer seat & back with a clear finish *1		●	●	●	●
Stainless steel foot rail protector		❑	❑	●	●
Upholstered seat		❑	●	❑	●
Plastic glides *2		●	●	●	●

Optional features:

1. Chair: Beech frame, seat and back can be stained or color washed	+ \$58	+ \$48	❑	❑
1. Stool: Beech frame, seat and back can be stained or color washed	❑	❑	+ \$78	+ \$68
2. Plastic glides available with felt	+ \$20	+ \$20	+ \$20	+ \$20

* Please see pages 216-223 for Textile Finishes & COM Requirements & pages 226-227 for Seating Wood Finishes
Please see pages 158-159 for the full range of Jaicer tables

dimensions — OH - Overall Height OD - Overall Depth OW - Overall Width AH - Arm Height SH - Seat Height SW - Seat Width SD - Seat Depth



		C.O.M.		C.O.L.											
Fabric Grade	Beech	1	2	3	4	5	6	7	8	9	10	11	A	B	
JCR1 • Side chair	617	-	-	-	-	-	-	-	-	-	-	-	-	-	
JCR2 • Side chair • Upholstered seat	- 1 yds	660	670	682 22 sq ft.	697	712	727	741	771	831	890	949	782	890	
JCR4 • High stool	745	-	-	-	-	-	-	-	-	-	-	-	-	-	
JCR5 • High stool • Upholstered seat	- 1 yd	785	799	815 22 sq ft.	834	854	874	894	933	1013	1092	1171	912	1019	

A, B = Leather
COM = Customers own Material (yds)
COL = Customers own Leather (sq ft.)
All prices listed in US \$

Jaks

Design – John Coleman

Jaks works equally alone, or in groups with its fun shapes interlocked and configured into exciting playful, tessellated patterns due to its distinctive, graphic ‘Cross’ shape. It’s a simple form and construction that economically provides seating for up to four people. Jaks facilitates meeting and greeting in informal spaces, or a comfortable seat for those who just want to take a break whilst also having somewhere to just perch their laptop for a while.



standard & optional features

	JA1	JA2	JA3T
	Bench Seat	Pedestal Stool	Pedestal table 17.7” x 17.7”
● Standard feature ❑ Not available			
Weight	95lbs	39lbs	36lbs
Traditional carcass construction	●	●	❑
Fully upholstered	●	●	❑
Tubular steel frame finished in Polished Chrome	●	❑	❑
steel pedestal base finished in Polished Chrome	❑	●	●
Plastic glides	❑	●	●
Plastic glides with leveling adjustment	●	❑	❑
Laminate top and edge, 1” MDF core	❑	❑	●
Optional features:			
Linking Bracket	+\$80	❑	❑
Two-tone upholstery (use the price of the highest grade of the fabrics selected)	+\$50	+\$50	❑

** Please see pages 216-223 for Textile Finishes & COM Requirements & page 238 for available Seating Metal Finishes*

	C.O.M.		C.O.L.										
Fabric Grade	1	2	3	4	5	6	7	8	9	10	11	A	B
JA1 • Bench seat	2077	2126	2181	2251	2320	2389	2459	2597	2874	3152	3429	2972	3778
	5 yds		110 sq ft.										
JA2 • Pedestal stool	856	874	893	918	943	968	992	1042	1141	1240	1339	1122	1418
	2 yds		44 sq ft.										

A, B = Leather

COM = Customers own Material (yds)

COL = Customers own Leather (sq ft.)

All prices listed in US \$



Code	Edge				A (69)	B (69)	A (80)	
JA3T • Pedestal table • 15"h x 17.7" x 17.7"					69	994	1107	2859

A, B = Grade A & B Laminate Range

A = Grade A Solid Surfaces

(69) & (80)

Non-Stock Table Top Finishes

See Page 236 for Grade A & B Laminate Options

See Page 247 for Grade A Solid Surface Options

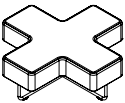

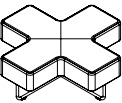
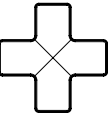
See Page 231 for Table Edge Details

See Page 230 for Non-Stock Table Top Information

All prices listed in US \$



Bench Upholstery Styles

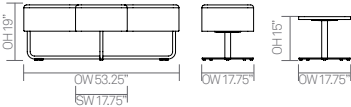


‘Cross’ upholstery style

The ‘Cross’ style upholstery applies to all leather, coated fabric and fabrics with less than 54” usable width.

‘Solid’ upholstery style

dimensions — OH - Overall Height OD - Overall Depth OW - Overall Width AH - Arm Height SH - Seat Height SW - Seat Width SD - Seat Depth



JoJo

Design – Johannes Foersom & Peter Hiort-Lorenzen

JoJo is an elegant and curvaceous stool created from 3D veneered plywood to provide one of the most comfortable shapes. JoJo’s two frame styles complement the seat design in the form of high and low four leg frames, or a height adjustable frame with a swivelling center pedestal.



standard & optional features

● Standard feature □ Not available	A590 High Stool Pedestal Swivel Base Height Adjustable	A591 High Stool 4 Leg Base	A592 Low Stool 4 Leg Base	A595 High Stool Pedestal Swivel Base Height Adjustable	A596 High Stool 4 Leg Base	A597 Low Stool 4 Leg Base
Weight	32lbs	12lbs	7lbs	32lbs	12lbs	7lbs
Beech (3D ply) shell with a clear finish *1	●	●	●	□	□	□
Tubular steel frame finished in Silver M04 powder coat *2	□	●	●	□	●	●
Height adjustable steel swivel pedestal base finished in Polished Chrome *3	●	□	□	●	□	□
Plastic glides	●	●	●	●	●	●
Rigid PU shell - Colors: Pure White, Slate Gray, Honey Yellow, Turtle Dove or Nut Brown *4	□	□	□	●	●	●

Optional features:						
1. Beech (3D ply) shell can be stained or color washed	+ \$38	+ \$38	+ \$38	□	□	□
1. White tinted ‘Alpi’ Oak (3D ply) shell	+ \$85	+ \$85	+ \$85	□	□	□
1. Apli walnut (3D ply) shell	+ \$85	+ \$85	+ \$85	□	□	□
2. Tubular steel frame available in White, Black or Slate Gray powder coat	□	+ \$0	+ \$0	□	+ \$0	+ \$0
3. Polished Chrome pedestal/frame	□	+ \$129	+ \$65	□	+ \$129	+ \$65
4. Two-tone PU shell (White/Slate Gray) (Turtle Dove/Nut Brown)	□	□	□	+ \$35	+ \$35	+ \$35
Counter height stool option, seat height 24.5” (add CH to product code)	□	+ \$72	□	□	+ \$72	□

* Please see page 225 for JoJo PU Finishes, page 236 for available Seating Wood Finishes & page 238 for available Seating Metal Finishes

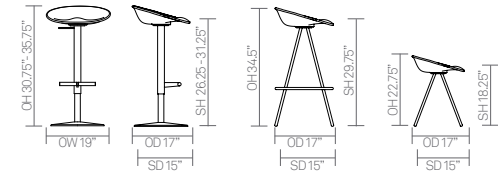
	PU Plastic	Wood
A590 • High stool • Pedestal swivel base • Height adjustable	-	1613
A591 • High stool • 4 leg base	-	921
A592 • Low stool • 4 leg base	-	915
A595 • High stool • Pedestal swivel base • Height adjustable	1386	-
A596 • High stool • 4 leg base	756	-
A597 • Low stool • 4 leg base	655	-

PU = Polyurethane Plastic

All prices listed in US\$



dimensions — OH - Overall Height OD - Overall Depth OW - Overall Width AH - Arm Height SH - Seat Height SW - Seat Width SD - Seat Depth



Kojak

Design – Allermuir

Kojak is a striking collection with universal appeal offering comfort and contemporary style. Comprising of a slender stacking side chair along with matching high stools.



standard & optional features

	A830 Side Chair	A832 High Stool
● Standard feature ❑ Not available		
Weight	20lbs	25lbs
Stacks	8 high	❑
PU Seat – Colors: Back to Black, Charcoal Gray, Turtle Dove, Ruby Red, Fern Green or Blue Skies	●	●
Tubular steel legs finished in Silver powder coat *1	●	●
Plastic glides *2	●	●
Footrest finished in Polished Chrome	❑	●

Optional features:		
1. Tubular steel legs available in Back to Black, Charcoal Gray, Turtle Dove, Ruby Red, Fern Green or Blue Skies powder coat	+\$0	+\$0
2. Plastic glides available with felt	+\$20	+\$20
Counter height stool option, seat height 24.5" (add CH to product code)	❑	+\$72

*Please see pages 225 for Kojak PU Finishes & page 238 for available Seating Metal Finishes

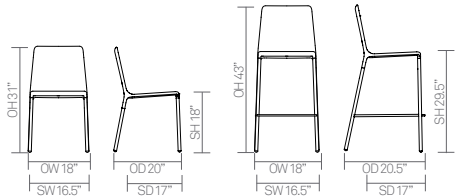
	PU Plastic
A830 • Side chair	575
A832 • High stool	747

PU = Polyurethane Plastic

All prices listed in US \$



dimensions — OH - Overall Height OD - Overall Depth OW - Overall Width AH - Arm Height SH - Seat Height SW - Seat Width SD - Seat Depth



Mollie

Design – John Coleman

A luxurious and satisfying design, Mollie displays both classic and contemporary elements. The range comprises of a four leg armchair and high stool and a center pedestal armchair and high stool, both of which swivel through 360 degrees.

Mollie is a versatile design that can enhance a vast array of interior styles being ideally suited to hotel and restaurant dining, bars, or corporate environments.



standard & optional features

- Standard feature
- ❑ Not available

	A580	A582	A583
	Chair 4 Leg Frame	High Stool Pedestal Swivel Base	High Stool 4 Leg Frame
Weight	18lbs	42lbs	35lbs
Tubular steel frame finished in Silver M04 powder coat *3	●	❑	●
Steel swivel pedestal base and foot ring finished in Polished Chrome	❑	●	❑
Upholstered seat and back	●	●	●
Beech shell with a clear finish *1	●	●	●
Plastic glides *2	●	●	●

Optional features:

1. Beech shell can be stained or color washed	+ \$58	+ \$58	+ \$58
2. Plastic glides available with felt	+ \$20	❑	+ \$20
3. Tubular steel frame finished in Polished Chrome	+ \$50	❑	+ \$80
Counter height stool option, seat height 24.5" (add CH to product code)	❑	+ \$72	+ \$72
Floor fixing plate	❑	+ \$95	❑
Two-tone upholstery (use the price of the highest grade of the fabrics selected)	+ \$50	+ \$50	+ \$50

* Please see pages 216–223 for Textile Finishes & COM Requirements, pages 226–227 for Seating Wood Finishes & page 238 for available Seating Metal Finishes

	C.O.M.		C.O.L.											
Fabric Grade	1	2	3	4	5	6	7	8	9	10	11	A	B	
A580 • Chair • 4 leg frame	1017 1.75 yds	1040	1065 38.5 sq ft.	1097	1130	1162	1194	1258	1387	1516	1644	1428	1805	
A582 • High stool • Pedestal swivel base	1458 1.75 yds	1481	1507 36 sq ft.	1539	1571	1603	1635	1700	1828	1957	2086	1849	2203	
A583 • High stool • 4 leg frame	1243 1.75 yds	1266	1292 36 sq ft.	1324	1356	1388	1420	1485	1613	1742	1871	1632	1986	

A, B = Leather

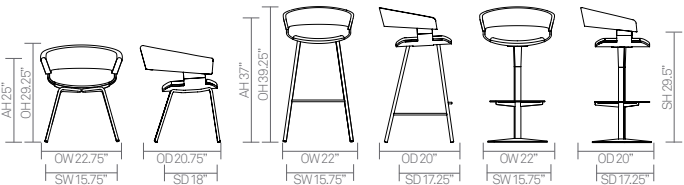
All prices listed in US \$

COM = Customers own Material (yds)

COL = Customers own Leather (sq ft.)



dimensions — OH - Overall Height OD - Overall Depth OW - Overall Width AH - Arm Height SH - Seat Height SW - Seat Width SD - Seat Depth



Mollie

Design – John Coleman

Our new variants of this popular chair retain the classic silhouette of the original design whilst featuring a deeper, fuller back support and a slightly more generous seat width. A luxurious and satisfying design, Mollie is suited to hotel and restaurant dining, bars or corporate environments.



standard & optional features

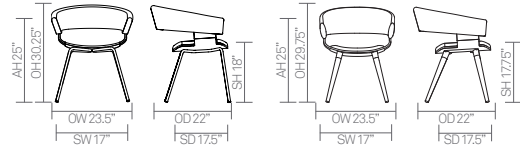
<div><div>● Standard feature</div><div>❑ Not available</div></div>	<div><div>A680</div><div>Chair</div><div>4 Leg Frame</div></div>	<div><div>A685</div><div>Chair</div><div>Wood Legs</div></div>
Weight	19lbs	19lbs
Tubular steel frame finished in Silver M04 powder coat *4	●	❑
Conical solid beech legs with a clear finish *2	❑	●
Upholstered seat and back	●	●
Beech shell with a clear finish *1	●	●
Aluminum leg connector frame finished in Gray *5	❑	●
Plastic glides *3	●	❑

Optional features:		
1. Beech shell can be stained or color washed	+ \$58	+ \$58
1. Oak veneer shell with a clear finish	+ \$30	+ \$30
1. Walnut veneer shell with a clear finish	+ \$40	+ \$40
2. Solid oak legs with a clear finish	❑	+ \$30
2. Beech legs can be stained or color washed	❑	+ \$60
3. Plastic glides available with felt	+ \$20	+ \$20
4. Tubular steel frame available in Polished Chrome	+ \$50	❑
5. Aluminum leg connector frame available in Black powder coat	❑	+ \$50
Two-tone upholstery (use the price of the highest grade of the fabrics selected)	+ \$50	+ \$50

* Please see pages 216-223 for Textile Finishes & COM Requirements, pages 226-227 for Seating Wood Finishes & page 238 for available Seating Metal Finishes

dimensions

OH - Overall Height OD - Overall Depth OW - Overall Width AH - Arm Height SH - Seat Height SW - Seat Width SD - Seat Depth



Fabric Grade	C.O.M.		C.O.L.										A	B
	1	2	3	4	5	6	7	8	9	10	11			
<div>A680</div> <div>• Chair</div> <div>• 4 leg frame</div>	1061	1082	1105	1135	1165	1195	1224	1284	1402	1521	1640	1470	1848	
	2 yds		44 sq ft.											
<div>A685</div> <div>• Chair</div> <div>• Wood legs</div>	1179	1200	1224	1253	1283	1313	1343	1402	1521	1640	1758	1590	1967	
	2 yds		44 sq ft.											

A, B = Leather

COM = Customers own Material (yds)

COL = Customers own Leather (sq ft.)



Mozaik

Design – Mark Gabbertas

The Mozaik seating family is made up of three principal shapes. A small soft square stool and soft rectangular bench available in two heights and a large low soft square stool. The two heights of upholstered unit allow for different seating styles that in turn facilitate different patterns of behaviour, function and interaction. But their dual heights also suggest the function of the higher unit as a space division, a surface for a device, a support for the user's back or arm or a place to perch.



standard & optional features

● Standard feature □ Not available	MZK101 Low Square Stool 16.5”h x 17.25” x 17.25”	MZK102 Low Square Stool 16.5”h x 34” x 34”	MZK103 Low Rectangular Bench 16.5”h x 34” x 17.25”	MZK201 High Square Stool 23.5”h x 17.25” x 17.25”	MZK203 High Rectangular Stool 23.5”h x 34” x 17.25”
Weight	20lbs	55lbs	31lbs	25lbs	42lbs
Traditional carcass construction	●	●	●	●	●
Fully upholstered	●	●	●	●	●
Wire frame finished in Black powder coat *1	●	●	●	●	●
Plastic glides	●	●	●	●	●
Optional features:					
1. Wire frame available in White, Coral or Pebble powder coats	+ \$0	+ \$0	+ \$0	+ \$0	+ \$0
Two-tone upholstery (use the price of the highest grade of the fabrics selected)	+ \$50	+ \$50	+ \$50	+ \$50	+ \$50

**Please see pages 216-223 for Textile Finishes & COM Requirements & 228 for Mozaik Seating Metal Finishes
Please see pages 164-165 for a full range of Mozaik tables and storage*

	C.O.M.		C.O.L.											
Fabric Grade	1	2	3	4	5	6	7	8	9	10	11	A	B	
MZK101 • Low square stool • 16.5”h x 17.25” x 17.25”	947 1 yds	961	977	997	1017	1037	1056	1096	1175	1254	1334	-	-	
MZK102 • Low square stool • 16.5”h x 34” x 34”	1541 3.25 yds	1585	1634	1696	1758	1820	1882	2005	2253	2500	2748	-	-	
MZK103 • Low rectangular bench • 16.5”h x 34” x 17.25”	1186 2 yds	1208	1234	1266	1299	1331	1363	1427	1556	1685	1813	-	-	
MZK201 • High square stool • 23.5”h x 17.25” x 17.25”	987 1.75 yds	1004	1024	1048	1073	1098	1123	1172	1271	1370	1469	-	-	
MZK203 • High rectangular stool • 23.5”h x 34” x 17.25”	1231 2.5 yds	1258	1290	1330	1369	1409	1449	1528	1686	1845	2003	-	-	

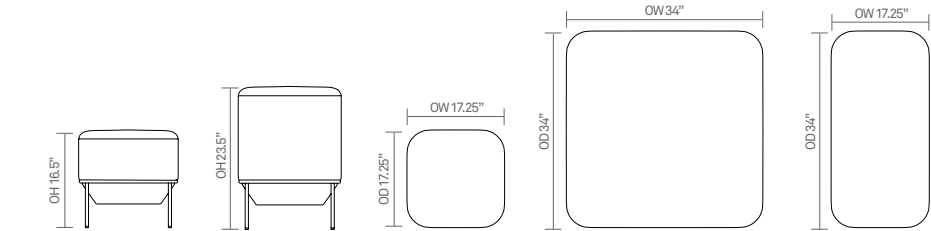
A, B = Leather

COM = Customers own Material (yds)

COL = Customers own Leather (sq ft.)

All prices listed in US \$

dimensions — OH - Overall Height OD - Overall Depth OW - Overall Width AH - Arm Height SH - Seat Height SW - Seat Width SD - Seat Depth



Nuno

Design – Mark Gabbertas

Born out of a desire to approach a traditional design typology, this multi-purpose stacking chair’s defining characteristic is the use of the lamination itself as a structural component, whereby the leg frame and the seat are integrated and interdependent providing strength for each other.



standard & optional features

<div><div>● Standard feature</div><div>❑ Not available</div></div>		NU01 Side Chair Skid Base
Weight	18lbs	
Stacks	6 high	
Beech shell with a clear finish *1	●	
Wire frame finished in Polished Chrome *2	●	
Under seat and frame stacking buffers	●	
Plastic glides *3	●	
Optional features:		
1. Beech shell can be stained or color washed	+ \$58	
1. Oak veneer shell with a clear finish	+ \$99	
2. Wire frame available in White, Black or Slate Gray powder coat	+ \$30	
3. Plastic glides with felt	+ \$20	

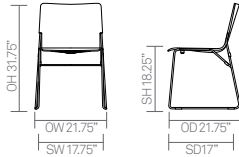
* Please see pages 226-227 for Seating Wood Finishes & page 238 for available Seating Metal Finishes

	Wood	
NU01 <ul style="list-style-type: none">• Side chair• Skid base	582	



All prices listed in US \$

dimensions— OH - Overall Height OD - Overall Depth OW - Overall Width AH - Arm Height SH - Seat Height SW - Seat Width SD - Seat Depth



Pebble

Design – Allermuir

Pebble is a superb seating option for informal meeting spaces or corporate breakout areas. This comfortable design allows creativity with color and shape as they can be nested together to create infinite combinations.



standard & optional features

<div>● Standard feature</div> <div>❑ Not available</div>	A620 Stool	A621 Scalloped Stool	A622 Table Topped Unit
Weight	25lbs	25lbs	25lbs
Molded foam construction	●	●	●
Webbed seat support	●	●	❑
Fully upholstered	●	●	●
Tubular steel leg finished in Silver powder coat	●	●	●
Plastic glides	●	●	●

Optional features:			
Linking bracket	+ \$69	+ \$69	+ \$69
Decorative railroad stitch detail (Colors: Black, White, Red, Light Gray, Dark Gray and Cream)	+ \$50	+ \$50	+ \$50
Two-tone upholstery (Use the price of the highest grade of the fabrics selected)	+ \$50	+ \$50	+ \$50

* Please see pages 216-223 for Textile Finishes & COM Requirements & 238 for available Seating Metal Finishes

Fabric Grade	C.O.M.		C.O.L.										A	B
	1	2	3	4	5	6	7	8	9	10	11			
A620 • Stool	1327 2.5 yds	1353	1382 55 sq ft.	1420	1457	1494	1531	1605	1754	1902	2051		1898	2431
A621 • Scalloped stool	1327 2.5 yds	1353	1382 55 sq ft.	1420	1457	1494	1531	1605	1754	1902	2051		1898	2431
A622 • Table topped unit • Grade A laminate	1496 2.5 yds	1522	1551 55 sq ft.	1589	1626	1663	1700	1774	1923	2071	2220		2069	2602
A622 • Table topped unit • Grade B laminate	1561 2.5 yds	1587	1616 55 sq ft.	1654	1691	1728	1765	1839	1988	2136	2285		2134	2667

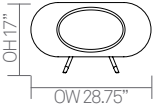


A, B = LeatherAll prices listed in US \$

COM = Customers own Material (yds)

COL = Customers own Leather (sq ft.)

dimensions — OH - Overall Height OD - Overall Depth OW - Overall Width AH - Arm Height SH - Seat Height SW - Seat Width SD - Seat Depth



Phoulds - Wood Shell

Design – Allermuir

Elegance, poise and comfort were the words that guided the development of Phoulds. Meticulous joining of two pressed plywood shells create the chair’s structure which is lined with a distinctive six panel upholstery style. Phoulds offers the diversity of both high and mid back shells and two distinctive support frames. In addition the outer shell has the option of being fully upholstered.



standard & optional features

- Standard feature
- ❑ Not available

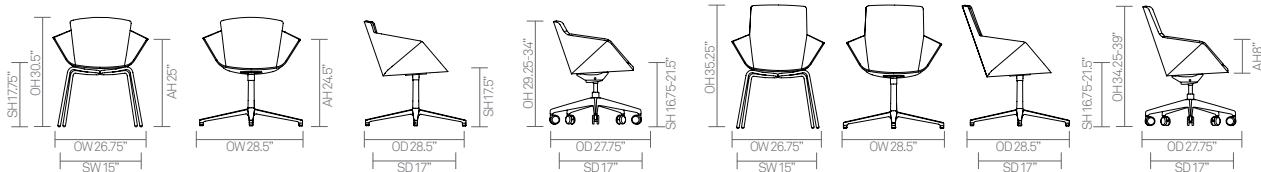
	PH1	PH3	PH2	PH4	PH7	PH8
	Medium Back Tube Frame Wood Shell	High Back Tube Leg Wood Shell	Medium Back 4-Star Swivel Base Wood Shell	High Back 4-Star Swivel Base Wood shell	Medium Back 5-Star Base Wood Shell Casters	High Back 5-Star Base Wood Shell Casters
Weight	19lbs	20lbs	24lbs	25lbs	35lbs	37lbs
Beech shell with a clear finish *2	●	●	●	●	●	●
6 panel upholstery with CMHR foam	●	●	●	●	●	●
Tubular steel frame finished in Polished Chrome *1	●	●	❑	❑	❑	❑
Plastic self leveling glides *3	●	●	❑	❑	❑	❑
4-star Polished Aluminum base with plastic glides available with felt	❑	❑	●	●	❑	❑
Plastic under seat shroud	●	●	❑	❑	❑	❑
5-star polished base with casters	❑	❑	❑	❑	●	●
Seat height adjustment	❑	❑	❑	❑	●	●

Optional features:

1. Tubular steel frame available in Black powder coat	+ \$0	+ \$0	❑	❑	❑	❑
2. Beech shell can be stained or color washed	+ \$58	+ \$72	+ \$58	+ \$72	+ \$58	+ \$72
2. Walnut veneer shell with a clear finish	+ \$140	+ \$140	+ \$140	+ \$140	+ \$140	+ \$140
3. Plastic self leveling glides with felt	+ \$20	+ \$20	❑	❑	❑	❑
Two-tone upholstery (use the price of the highest band of the fabrics selected)	+ \$50	+ \$50	+ \$50	+ \$50	+ \$50	+ \$50

* Please see pages 216-223 for Textile Finishes & COM Requirements, 236 for Seating Wood Finishes & 238 for available Seating Metal Finishes

dimensions— OH - Overall Height OD - Overall Depth OW - Overall Width AH - Arm Height SH - Seat Height SW - Seat Width SD - Seat Depth



Fabric Grade	C.O.M.		C.O.L.									A	B
	1	2	3	4	5	6	7	8	9	10	11		
PH1 <ul style="list-style-type: none">• Medium back• 4 leg frame• Wood shell	1527 1.5 yds	1546	1568 33 sq ft.	1595	1622	1650	1677	1731	1840	1949	2058	1764	2073
PH3 <ul style="list-style-type: none">• High back• 4 leg frame• Wood shell	1643 2.5 yds	1665	1691 55 sq ft.	1723	1755	1787	1820	1884	2013	2141	2270	1869	2235
PH2 <ul style="list-style-type: none">• Medium back• 4-star swivel base• Wood shell	1537 1.5 yds	1556	1578 33 sq ft.	1605	1632	1660	1687	1741	1850	1959	2068	1897	2206
PH4 <ul style="list-style-type: none">• High back• 4-star swivel base• Wood shell	1652 2.5 yds	1674	1700 55 sq ft.	1732	1764	1796	1829	1893	2022	2150	2279	2001	2367
PH7 <ul style="list-style-type: none">• Medium back• 5-star base on casters• Wood shell	1641 2 yds	1660	1682 44 sq ft.	1709	1736	1764	1791	1845	1954	2063	2172	2001	2310
PH8 <ul style="list-style-type: none">• High back• 5-star base on casters• Wood shell	1756 3 yds	1778	1804 66 sq ft.	1836	1868	1900	1933	1997	2126	2254	2383	2105	2471

A, B = Leather

All prices listed in US \$

COM = Customers own Material (yds)

COL = Customers own Leather (sq ft.)



Phoulds - Upholstered Shell

Design – Allermuir

Elegance, poise and comfort were the words that guided the development of Phoulds. Meticulous joining of two pressed plywood shells create the chair’s structure which is lined with a distinctive six panel upholstery style. Phoulds offers the diversity of both high and mid back shells and two distinctive support frames. In addition the outer shell has the option of being fully upholstered.



standard & optional features

- Standard feature
- ❑ Not available

	PH1U	PH3U	PH2U	PH4U	PH7U	PH8U
	Medium Back 4 Leg Frame Upholstered Shell	High Back 4 Leg Frame Upholstered Shell	Medium Back 4-Star Swivel Base Upholstered Shell	High Back 4-Star Swivel Base Upholstered Shell	Medium Back 5-Star Base Upholstered Shell Casters	High Back 5-Star Base Upholstered Shell Casters
Weight	30lbs	33lbs	31lbs	35.5lbs	37lbs	39lbs
6 Panel upholstery with CMHR foam	●	●	●	●	●	●
Fully upholstered outer shell	●	●	●	●	●	●
Tubular steel frame finished in Polished Chrome * ¹	●	●	❑	❑	❑	❑
Plastic self leveling glides * ²	●	●	❑	❑	❑	❑
4-star Polished Aluminum base with plastic glides available with felt	❑	❑	●	●	❑	❑
Plastic under seat shroud	●	●	❑	❑	❑	❑
5-star polished base with casters	❑	❑	❑	❑	●	●
Seat height adjustment	❑	❑	❑	❑	●	●

Optional features:

1. Tubular steel frame available in Black powder coat	+\$0	+\$0	❑	❑	❑	❑
2. Plastic self leveling glides with felt	+\$20	+\$20	❑	❑	❑	❑
Two-tone upholstery (use the price of the highest grade of the fabrics selected)	+\$50	+\$50	+\$50	+\$50	+\$50	+\$50

*Please see pages 216-223 for Textile Finishes & COM Requirements & 238 for available Seating Metal Finishes

Fabric Grade	C.O.M.		C.O.L.										A	B
	1	2	3	4	5	6	7	8	9	10	11			
PH1U <ul style="list-style-type: none">• Medium back• 4 leg frame• Upholstered outer shell	1558 2.5 yds	1593	1632 55 sq ft.	1682	1731	1781	1830	1929	2127	2325	2523	2239	2802	
PH3U <ul style="list-style-type: none">• High back• 4 leg frame• Upholstered outer shell	1595 3 yds	1630	1670 66 sq ft.	1719	1769	1818	1868	1967	2165	2363	2561	2285	2848	
PH2U <ul style="list-style-type: none">• Medium back• 4-star swivel base• Upholstered outer shell	1667 2.5 yds	1702	1742 55 sq ft.	1791	1841	1890	1940	2039	2237	2435	2633	2376	2939	
PH4U <ul style="list-style-type: none">• High back• 4-star swivel base• Upholstered outer shell	1710 3 yds	1744	1784 66 sq ft.	1833	1883	1932	1982	2081	2279	2477	2675	2421	2984	
PH7U <ul style="list-style-type: none">• Medium back• 5-star base on casters• Upholstered outer shell	1771 2.5 yds	1806	1846 55 sq ft.	1895	1945	1994	2044	2143	2341	2539	2737	2480	3043	
PH8U <ul style="list-style-type: none">• High back• 5-star base on casters• Upholstered outer shell	1815 3 yds	1849	1889 66 sq ft.	1938	1988	2037	2087	2186	2384	2582	2780	2526	3089	

A, B = Leather

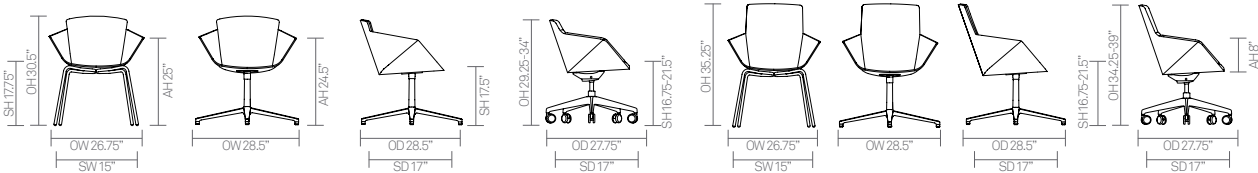
All prices listed in US \$

COM = Customers own Material (yds)

COL = Customers own Leather (sq ft.)



dimensions— OH - Overall Height OD - Overall Depth OW - Overall Width AH - Arm Height SH - Seat Height SW - Seat Width SD - Seat Depth



Phoulds - Quilted

Design – Allermuir

Phoulds Quilted is an elegant and comfortable addition to the luxurious chair range. Meticulous joining of two pressed plywood shells create the chair’s structure which is lined with a distinctive six panel quilted upholstery style, offering a new depth of comfort. Phoulds Quilted offers the diversity of both high and mid back shells and two distinctive support frames. In addition the outer shell has the option of being fully upholstered.



standard & optional features

- Standard feature
- ❑ Not available

	PH11U	PH13U	PH12U	PH14U	PH17U	PH18U
	Medium Back 4 Leg Frame Soft Quilted Upholstery	High Back 4 Leg Frame Soft Quilted Upholstery	Medium Back 4-Star Swivel Base Soft Quilted Upholstery	High Back 4-Star Swivel Base Soft Quilted Upholstery	Medium Back 5-Star Base Soft Quilted Upholstery Casters	High Back 5-Star Base Soft Quilted Upholstery Casters
Weight	30lbs	33lbs	31lbs	35.5lbs	37lbs	39lbs
Soft quilted upholstery	●	●	●	●	●	●
Fully upholstered outer shell	●	●	●	●	●	●
Tubular steel frame finished in Polished Chrome *2	●	●	●	❑	❑	❑
Plastic self leveling glides *1	●	●	❑	❑	❑	❑
4-star Polished Aluminum base with plastic glides available with felt	❑	❑	❑	●	❑	❑
Plastic under seat shroud	●	●	❑	❑	❑	❑
5-star polished base with casters	❑	❑	❑	❑	●	●
Seat height adjustment	❑	❑	❑	❑	●	●

Optional features:

1. Plastic self leveling glides with felt	+ \$20	+ \$20	❑	❑	❑	❑
2. Tubular steel frame available in Black powder coat	+ \$0	+ \$0	❑	❑	❑	❑
Two-tone upholstery (use the price of the highest grade of the fabrics selected)	+ \$50	+ \$50	+ \$50	+ \$50	+ \$50	+ \$50

* Please see pages 216-223 for Textile Finishes & COM Requirements & 238 for available Seating Metal Finishes

	C.O.M.		C.O.L.											
Fabric Grade	1	2	3	4	5	6	7	8	9	10	11	A	B	
PH11U • Medium back • 4 leg frame • Soft quilted upholstery	1715 1.5 yds	1750	1789 33 sq ft.	1839	1888	1938	1987	2086	2284	2582	2880	2346	3009	
PH13U • High back • 4 leg frame • Soft quilted upholstery	1804 2.5 yds	1839	1879 55 sq ft.	1928	1978	2027	2077	2276	2374	2672	2970	2394	2957	
PH12U • Medium back • 4-star swivel base • Soft quilted upholstery	1818 1.5 yds	1853	1892 33 sq ft.	1942	1991	2041	2090	2189	2387	2685	2983	2449	3112	
PH14U • High back • 4-star swivel base • Soft quilted upholstery	1907 2.5 yds	1942	1982 55 sq ft.	2031	2081	2130	2180	2379	2477	2775	3073	2497	3060	
PH17U • Medium back • 5-star base on casters • Soft quilted upholstery	1922 2 yds	1957	1996 33 sq ft.	2046	2095	2145	2194	2293	2491	2789	3087	2553	3216	
PH18U • High back • 5-star base on casters • Soft quilted upholstery	2011 3 yds	2046	2086 66 sq ft.	2135	2185	2234	2284	2483	2581	2879	3177	2601	3163	

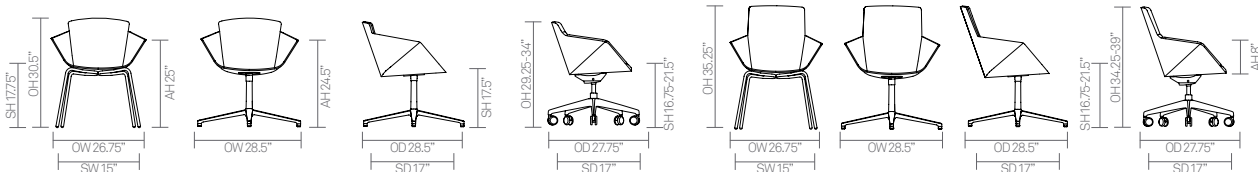
A, B = Leather

All prices listed in US \$

COM = Customers own Material (yds)

COL = Customers own Leather (sq ft.)

dimensions— OH - Overall Height OD - Overall Depth OW - Overall Width AH - Arm Height SH - Seat Height SW - Seat Width SD - Seat Depth



Qu

Design – Allermuir

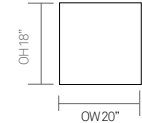
Qu is a simple yet elegant piece which is lightweight and manoeuvrable. This fully upholstered stool features distinctive styling that enhances the visual interest and versatility of the product. Qu can be used in every conceivable environment including a contemporary workplace or boutique hotel.



standard & optional features

<div><div>● Standard feature</div><div>❑ Not available</div></div>		<div>CUB02</div> <div>Deep Quilted</div>
Weight	20lbs	
Traditional carcass construction	●	
Plastic glides	●	
Deep quilted upholstery	●	
Optional features:		
Two-tone upholstery (use the price of the highest grade of the fabrics selected)		+ \$50
* Please see pages 226-233 for Textile Finishes & COM Requirements		

dimensions— OH - Overall Height OD - Overall Depth OW - Overall Width AH - Arm Height SH - Seat Height SW - Seat Width SD - Seat Depth



	C.O.M.		C.O.L.											
Fabric Grade	1	2	3	4	5	6	7	8	9	10	11	A	B	
CUB02 • Deep Quilted	776	807	843	887	932	976	1021	1110	1288	1466	1645	1428	1709	
	2.5 yds		52 sq ft.											

A, B = Leather
COM = Customers own Material (yds)
COL = Customers own Leather (sq ft.)
All prices listed in US \$



Quincy

Design – Jon Crawford

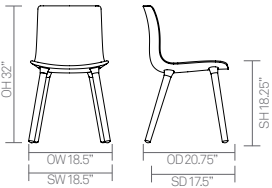
Quincy is a modern dining or meeting chair with an elegant, pared down construction comprising of a seamless polyurethane shell and four solid hardwood legs, poised on nylon glides. Quincy is designed using only four fully recyclable materials, affording the chair a sound environmental specification.



standard & optional features

<div><div>● Standard feature</div><div>❑ Not available</div></div>	<div><div>QCY01</div><div>Side Chair</div><div>Wood Frame</div></div>
Weight	16lbs
Rigid PU shell - Colors: Slate Gray, Pure White, Honey Yellow, Nut Brown or Turtle Dove *2	●
Solid beech legs with a clear finish *1	●
Plastic glides	●
Optional features:	
1. Solid beech legs can be stained or color washed	+ \$80
2. Two-tone rigid PU shell (White/Slate Gray) (Turtle Dove/Nut Brown)	+ \$40
* Please see pages 225 for Quincy PU Finishes & pages 226-227 for Seating Wood Finishes	

dimensions— OH - Overall Height OD - Overall Depth OW - Overall Width AH - Arm Height SH - Seat Height SW - Seat Width SD - Seat Depth



Fabric Grade	PU Plastic
<div><div>QCY01</div><div>• Side chair</div><div>• Wood legs</div></div>	630

PU = Polyurethane Plastic

All prices listed in US \$



Scoop

Design – Fraser Lee

Visually minimal, Scoop is simple, compact and clever. The chairs can neatly stack together for easy storage or transportation making it perfect for transient spaces. Its simple tubular steel frame construction and pressed ply seats with their unique character give Scoop freshness over and above existing mono shell designs on the market.



standard & optional features

<div><div>● Standard feature</div><div>❑ Not available</div></div>			
	A432 Side Chair High Back	A430 High Stool Low Back	A433 High Stool High Back
Weight	11lbs	12lbs	13lbs
Stacks	8 high	4 high	4 high
Beech veneer shell with a clear finish *1	●	●	●
Laminate shell available in Gray, White and Black	●	●	●
Tubular steel frame finished in Silver M04 powder coat *3	●	●	●
Plastic glides *2	●	●	●

Optional features:

1. Beech veneer shell can be stained or color washed	+ \$58	+ \$58	+ \$58
1. Alpi Walnut veneer shell with a clear finish	+ \$60	+ \$50	+ \$60
2. Plastic glides available with felt	+ \$20	+ \$20	+ \$20
3. Tubular steel frame available in Polished Chrome	+ \$70	+ \$125	+ \$125
Counter height stool option, seat height 24.5” (add CH to product code)	❑	+ \$72	+ \$72

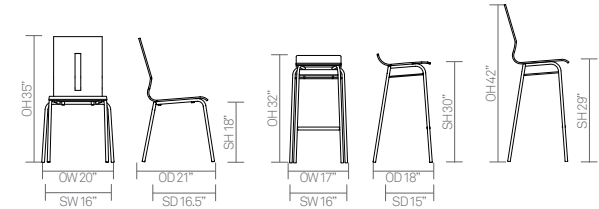
* Please see pages 236 for Seating Wood Finishes, page 227 for Scoop Veneers & Laminates & page 228 for Seating Metal Finishes

Fabric Grade	Wood Veneer	Laminate
A432 <div>• Side chair • High back</div>	450	424
A430 <div>• High stool • Low back</div>	461	422
A433 <div>• High stool • High back</div>	648	623

All prices listed in US \$



dimensions — OH - Overall Height OD - Overall Depth OW - Overall Width AH - Arm Height SH - Seat Height SW - Seat Width SD - Seat Depth



Soul

Design – PearsonLloyd

Soul is a unique and ambitious design that embraces the technological possibilities of structural injection molded plastics to reinvent the cantilever chair. The concept delivers a flexing organic form that provides true ergonomic comfort and support despite its lean appearance. Soul can be tailored using a palette of contemporary colors.



standard & optional features

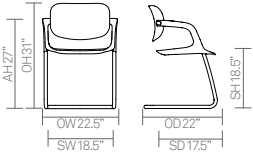
● Standard feature ❑ Not available	A780 Armchair Cantilever Base	A781 Armchair Cantilever Base Upholstered Seat	A783 Stacking Chair Cantilever Base	A784 Stacking Chair Cantilever Base Upholstered Seat
Weight	18lbs	18lbs	18lbs	18lbs
Stacks	❑	❑	6 high	6 high
Plastic seat frame in White as Snow	●	❑	●	❑
Plastic seat frame in White as Snow *2	❑	●	❑	●
Tubular steel frame finished in White powder coat *1	●	●	●	●
Plastic back - Colors: White as Snow *3	●	●	●	●
Plastic seat- Colors: White as Snow *4	●	❑	●	❑
Plastic glides	●	●	●	●
Upholstered seat pad	❑	●	❑	●

Optional features:

1. Tubular steel frame available in Polished Chrome	+ \$40	+ \$40	+ \$40	+ \$40
2. Plastic seat frame available in Dark Gray	❑	+ \$0	❑	+ \$0
3. Plastic back available in Dark Gray, Smoke Gray or Blue Skies	+ \$0	+ \$0	+ \$0	+ \$0
4. Plastic seat available in Dark Gray, Smoke Gray or Blue Skies	+ \$0	❑	+ \$0	❑

* Please see pages 216-223 for Textile Finishes & COM Requirements, page 224 for Soul Plastic Finishes & 240 for Seating- Metal Finishes

dimensions — OH - Overall Height OD - Overall Depth OW - Overall Width AH - Arm Height SH - Seat Height SW - Seat Width SD - Seat Depth



	C.O.M.			C.O.L.											
Fabric Grade	Plastic	1	2	3	4	5	6	7	8	9	10	11	A	B	
A780 • Chair • Cantilever base	581	-	-	-	-	-	-	-	-	-	-	-	-	-	
A781 • Chair • Cantilever base • Upholstered seat	- 0.6 yds	636	646	658	673	688	703	718	747	807	866	926	799	915	
A783 • Stacking chair • Cantilever base	614	-	-	-	-	-	-	-	-	-	-	-	-	-	
A784 • Stacking chair • Cantilever base • Upholstered seat	- 0.6 yds	603	613	625	640	655	670	685	714	774	833	893	766	882	

A, B = Leather

COM = Customers own Material (yds)

COL = Customers own Leather (sq ft.)

All prices listed in US \$



Tommo

Design –Mark Gabbertas

The contemporary and intelligent design of the Tommo range places it easily in a host of spaces within corporate and hospitality environments. The fully upholstered chair features slender upholstery styling and twin stitch seam detail, complemented by a light and elegant tubular skid base.



standard & optional features

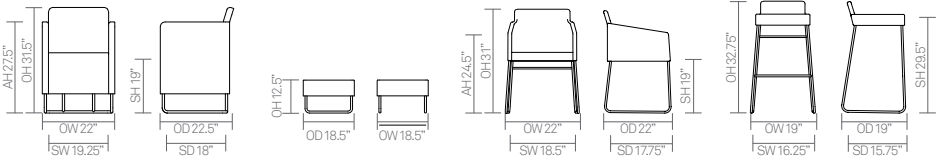
	A530Q	A531Q	A532Q	A534Q	A530	A531	A532	A534
	Club Chair Skid Base Quilted Upholstery	Footstool Skid Base Quilted Upholstery	Dining Chair Skid Base Quilted Upholstery	High Stool Skid Base Quilted Upholstery	Club Chair Skid Base	Footstool Skid Base	Dining Chair Skid Base	High Stool Skid Base
Weight	44lbs	16lbs	31lbs	20lbs	44lbs	16lbs	31lbs	20lbs
Traditional carcass construction	●	●	●	●	●	●	●	●
Fully upholstered	●	●	●	●	●	●	●	●
Soft quilted upholstery	●	●	●	●	□	□	□	□
Tubular steel frame finished in Polished Chrome	●	●	●	●	●	●	●	●
Plastic glides *1	●	□	●	●	●	□	●	●

Optional features:

1. Plastic glides available with felt	+\$20	□	+\$20	□	+\$20	□	+\$20	+\$20
Counter height stool option, seat height 24.5" (add CH to product code)	□	□	□	+\$72	□	□	□	+\$72
Two-tone upholstery (use the price of the highest grade of the fabrics selected)	+\$50	+\$50	+\$50	□	+\$50	+\$50	+\$50	□

* Please see pages 216-223 for Textile Finishes & COM Requirements & page 238 for available Seating Metal Finishes

dimensions— OH - Overall Height OD - Overall Depth OW - Overall Width AH - Arm Height SH - Seat Height SW - Seat Width SD - Seat Depth



	C.O.M.		C.O.L.											
Fabric Grade	1	2	3	4	5	6	7	8	9	10	11	A	B	
A530Q • Club chair • Skid base • Quilted upholstery	1812 4 yds	1861	1916 88 sq ft.	1985	2055	2124	2193	2331	2609	2886	3163	2667	3475	
A531Q • Footstool • Skid base • Quilted upholstery	578 1 yds	594	612 24 sq ft.	634	656	679	701	745	835	924	1013	873	1111	
A532Q • Dining chair • Skid base • Quilted upholstery	1366 2.5 yds	1392	1422 55 sq ft.	1459	1496	1533	1571	1645	1793	1942	2090	1841	2257	
A534Q • High stool • Skid base • Quilted upholstery	1020 1 yds	1032	1046 20 sq ft.	1063	1081	1098	1115	1150	1219	1289	1358	1235	1438	
A530 • Club chair • Skid base	1705 4 yds	1754	1809 88 sq ft.	1878	1948	2017	2086	2225	2502	2779	3056	2560	3368	
A531 • Footstool • Skid base	525 1 yds	541	558 22 sq ft.	581	603	625	647	692	781	870	959	799	1058	
A532 • Dining chair • Skid base	1270 2.5 yds	1296	1325 55 sq ft.	1363	1400	1437	1474	1548	1697	1845	1994	1727	2160	
A534 • High stool • Skid base	977 1 yds	989	1003 22 sq ft.	1020	1038	1055	1072	1107	1176	1246	1315	1192	1395	

A, B = Leather
COM = Customers own Material (yds)
COL = Customers own Leather (sq ft.)
All prices listed in US \$

Tonina

Design – Dondoni+Pocci

This innovative and dynamic chair delivers a contemporary design that has a multitude of possible applications across a variety of marketplaces.

Tonina is made from gas injection molded polypropylene with UV stabilizers to deliver a flawless product with fantastic strength, which is suitable for use both indoors and outdoors.



standard & optional features

	TN1	TN1U	TN3	TN3U	TN2	TN2U	TN4	TN4U
	Side Chair 4 Leg Frame	Side Chair 4 Leg Frame Upholstered Seat Pad	Armchair 4 Leg Frame	Armchair 4 Leg Frame Upholstered Seat Pad	Side Chair 4 Leg Frame Lattice Back	Side Chair 4 Leg Frame Upholstered Seat Pad Lattice Back	Armchair 4 Leg Frame Lattice Back	Armchair 4 Leg Frame Upholstered Seat Pad Lattice Back
Weight	9lbs	9lbs	10lbs	10lbs	9lbs	9lbs	10lbs	10lbs
Stacks	8 high	☐	6 high	☐	8 high	☐	6 high	☐
Plastic chair - Colors: - Blue Skies, Mellow Yellow, Back to Black, White as Snow, Orange Crush, Touch of Gray	●	●	●	●	●	●	●	●
Plastic glides	●	●	●	●	●	●	●	●
Plastic stacking buffers	●	●	●	●	●	●	●	●

*Please see pages 216-223 for Textile Finishes & COM Requirements & page 224 for Tonina Plastic Finishes

Sold in sets of 4, all same color

	C.O.M.			C.O.L.											
Fabric Grade	Plastic	1	2	3	4	5	6	7	8	9	10	11	A	B	
TN1 • Side chair • 4 leg frame • Sold in sets of 4 same color	845	-	-	-	-	-	-	-	-	-	-	-	-	-	
TN1U • Side chair • 4 leg frame • Sold in sets of 4 same color • Upholstered seat pad	- 1 yds	1247	1257	1269	1284	1299	1313	1328	1358	1417	1477	1536	-	-	
TN3 • Armchair • 4 leg frame • Sold in sets of 4 same color	1030	-	-	-	-	-	-	-	-	-	-	-	-	-	
TN3U • Armchair • 4 leg frame • Sold in sets of 4 same color • Upholstered seat pad	- 1 yds	1432	1442	1454	1469	1484	1499	1514	1543	1603	1662	1722	-	-	
TN2 • Side chair • 4 leg frame • Sold in sets of 4 same color • Lattice back	845	-	-	-	-	-	-	-	-	-	-	-	-	-	
TN2U • Side chair • 4 leg frame • Sold in sets of 4 same color • Lattice back • Upholstered seat pad	- 1 yds	1247	1257	1269	1284	1299	1313	1328	1358	1417	1477	1536	-	-	
TN4 • Armchair • 4 leg frame • Sold in sets of 4 same color • Lattice back	1030	-	-	-	-	-	-	-	-	-	-	-	-	-	
TN4U • Armchair • 4 leg frame • Sold in sets of 4 same color • Lattice back • Upholstered seat pad	- 1 yds	1432	1442	1454	1469	1484	1499	1514	1543	1603	1662	1722	-	-	

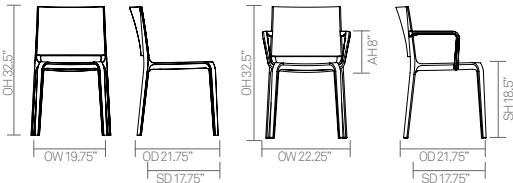
A, B = Leather

All prices listed in US \$

COM = Customers own Material (yds)

COL = Customers own Leather (sq ft.)

dimensions — OH - Overall Height OD - Overall Depth OW - Overall Width AH - Arm Height SH - Seat Height SW - Seat Width SD - Seat Depth



Wave

Design – Carsten Schmidt & Jens Bredsdorff

Wave is a poetic and beautifully formed laminated ply bench that enhances any interior. This award winning design is constructed using a detailed Stainless steel frame to create a balanced seat suitable for any transient space.



standard & optional features

<div><div>● Standard feature</div><div>❑ Not available</div></div>		<div>A440</div> <div>Three Seat Bench</div> <div>4 Leg Frame</div>
Weight	47lbs	
Maple seat with a clear finish *1	●	
Self finish square tubular Stainless steel frame	●	
Height adjustable feet	●	

Optional features:	
1. Maple seat can be stained or color washed	+ \$110
Floor fixing plate	+ \$232

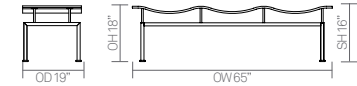
* Please see pages 236 for Seating Wood Finishes & page 238 for available Seating Metal Finishes
Please see pages 208-209 for the full range of Wave tables.

Code	Wood
A440 <ul style="list-style-type: none">Three seat bench4 leg frame	4360



All prices listed in US\$

dimensions— OH - Overall Height OD - Overall Depth OW - Overall Width AH - Arm Height SH - Seat Height SW - Seat Width SD - Seat Depth





Tables

To specify your table

Think through the configuration of **Table** you require

Select the **Codes** of the individual items you need to achieve your configuration

Choose **Finishes** where appropriate: 'top' finishes / frame color

You now have the total cost and specification for your **Table**

When ordering, please ensure that you send us all this information, for us to correctly fulfill your requirements.

Cirque – Low Level Tables

Design – Dondoli+Pocci

Cirque tables feature turned out solid ash legs mounted into a steel sub frame. Available in a variety of top shapes and sizes with a host of top finishes, Cirque tables provide a superbly elegant solution.








standard & optional features

● Standard feature ❑ Not available					
	CRQC24RD	CRQC30RD	CRQC7224	CRQC9430	CRQC9424
	Round Low Level 24” dia.	Round Low Level 30” dia.	Soft Rectangle Low Level 72” x 24”	Soft Rectangle Low Level 94” x 30”	Soft Rectangle Low Level 94” x 24”
Weight	❑	❑	❑	❑	❑
1” laminate faced MDF core top with a clear finish edge profile * ¹	●	●	●	●	●
Solid ash legs with a clear finish * ²	●	●	●	●	●
Steel subframe finished in Slate Gray powder coat	●	●	●	●	●
Plastic glides	●	●	●	●	●

Optional features:					
1. Table edge profile can be stained in Solid Black, Espresso and Solid White	+ \$25	+ \$25	+ \$25	+ \$25	+ \$25
2. Ash legs can be stained or color washed	+ \$60	+ \$60	+ \$60	+ \$60	+ \$60
* Please see page 232 for Table Edge Finishes, page 233 to Table Wood Leg Finishes, page 234-235 for Table Metal Finishes & adjacent page to table top finish instructions					

dimensions— OH - Overall Height OD - Overall Depth OW - Overall Width



Code		Edge	Laminate	
			A (37)	B (37)
CRQC24RD <ul style="list-style-type: none">• Round• Low level• 15.75"h x 24" dia.		37	1083	1239
CRQC30RD <ul style="list-style-type: none">• Round• Low level• 15.75"h x 30" dia.		37	1177	1347
CRQC7224 <ul style="list-style-type: none">• Soft rectangle• Low level• 4" radius corners• 15.75"h x 72" x 24"		37	1387	1587
CRQC9430 <ul style="list-style-type: none">• Soft rectangle• Low level• 4" radius corners• 15.75"h x 94" x 30"		37	1775	2032
CRQC9424 <ul style="list-style-type: none">• Soft rectangle• Low level• 4" radius corners• 15.75"h x 94" x 24"		37	1712	1960

A, B = Grade A & B Laminate Range	See Page 236 for Grade A & B Laminate Options	All prices listed in US \$
Edge 37 = Edge Detail	See Page 231 for Table Edge Details	
Non-Stock Table Top Finishes	See Page 230 for Non-Stock Table Top Information	

Cirque – Dining Height Tables

Design – Dondoli+Pocci

Cirque tables feature turned out solid ash legs mounted into a steel sub frame. Available in a variety of top shapes and sizes with a host of top finishes, Cirque tables provide a superbly elegant solution.



standard & optional features

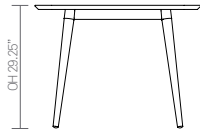
● Standard feature ❑ Not available	CRQD24RD	CRQD30RD	CRQD40RD	CRQD48RD
	Round Dining Height 24" dia.	Round Dining Height 30" dia.	Round Dining Height 40" dia.	Round Dining Height 48" dia.
Weight	❑	❑	❑	❑
1" laminate faced MDF core top with a clear finish edge profile *1	●	●	●	●
Solid ash legs with a clear finish *2	●	●	●	●
Steel subframe finished in Slate Gray powder coat	●	●	●	●
Plastic glides	●	●	●	●

Optional features:

1. Table edge profile can be stained in Solid Black, Espresso and Solid White	+ \$25	+ \$25	+ \$25	+ \$25
2. Ash legs can be stained or color washed	+ \$60	+ \$60	+ \$60	+ \$60

* Please see page 232 for Table Edge Finishes, page 233 to Table Wood Leg Finishes, page 234-235 for Table Metal Finishes & adjacent page to table top finish instructions

dimensions— OH - Overall Height OD - Overall Depth OW - Overall Width



Code	Edge	Laminate	
		A (37)	B (37)
CRQD24RD <ul style="list-style-type: none">RoundDining Height29.25"h x 24" dia.	37	1140	1305
CRQD30RD <ul style="list-style-type: none">RoundDining Height29.25"h x 30" dia.	37	1239	1418
CRQD40RD <ul style="list-style-type: none">RoundDining Height29.25"h x 40" dia.	37	1437	1645
CRQD48RD <ul style="list-style-type: none">RoundDining Height29.25"h x 48" dia.	37	1516	1734

A, B = Grade A & B Laminate Range

See Page 236 for Grade A & B Laminate Options

All prices listed in US \$

Edge 37 = Edge Detail

See Page 231 for Table Edge Details

Non-Stock Table Top Finishes

See Page 230 for Non-Stock Table Top Information



Cirque – Dining Height Tables

Design – Dondoli+Pocci

Cirque tables feature turned out solid ash legs mounted into a steel sub frame. Available in a variety of top shapes and sizes with a host of top finishes, Cirque tables provide a superbly elegant solution.



standard & optional features















● Standard feature ❑ Not available							
	CRQD2424	CRQD3030	CRQD4040	CRQD4848	CRQD4830	CRQD7240	CRQD9430
	Soft Square Dining Height 24" x 24"	Soft Square Dining Height 30" x 30"	Soft Square Dining Height 40" x 40"	Soft Square Dining Height 48" x 48"	Soft Rectangle Dining Height 48" x 30"	Soft Rectangle Dining Height 72" x 40"	Soft Rectangle Dining Height 94" x 30"
Weight	❑	❑	❑	❑	❑	❑	❑
1" laminate faced MDF core top with a clear finish edge profile *1	●	●	●	●	●	●	●
Solid ash legs with a clear finish *2	●	●	●	●	●	●	●
Steel subframe finished in Slate Gray powder coat	●	●	●	●	●	●	●
Plastic glides	●	●	●	●	●	●	●

Optional features:							
1. Table edge profile can be stained in Solid Black, Espresso and Solid White	+\$25	+\$25	+\$25	+\$25	+\$25	+\$25	+\$25
2. Ash legs can be stained or color washed	+\$60	+\$60	+\$60	+\$60	+\$60	+\$60	+\$60

* Please see page 232 for Table Edge Finishes, page 233 to Table Wood Leg Finishes, page 234-235 for Table Metal Finishes & adjacent page to table top finish instructions

dimensions— OH - Overall Height OD - Overall Depth OW - Overall Width



Code		Edge	Laminate		
			A (37)	B (37)	
CRQD2424		37	1140	1305	
CRQD3030		37	1240	1419	
CRQD4040		37	1437	1645	
CRQD4848		37	1516	1734	
CRQD4830		37	1375	1574	
CRQD7240		37	1804	2011	
CRQD9430		37	2124	2431	

A, B = Grade A & B Laminate Range

See Page 236 for Grade A & B Laminate Options

Edge 37 = Edge Detail

See Page 231 for Table Edge Details

Non-Stock Table Top Finishes

See Page 230 for Non-Stock Table Top Information

All prices listed in US \$

Classic – Low Level Tables

Design – Allermuir

These simple, elegant, center pedestal tables are constructed with meticulous attention to detail, stability and quality. Their incredibly versatile design gives the specifier greater freedom to mix and match with other Allermuir pieces.



standard & optional features

● Standard feature □ Not available	A46-24RD	A46-30RD	A46-36RD	A46-48RD	A46-2424	A46-3030	A46-3636
	Round Low Level 24” dia.	Round Low Level 30” dia.	Round Low Level 36” dia.	Round Low Level 48” dia.	Square Low Level 24” x 24”	Square Low Level 30” x 30”	Square Low Level 36” x 36”
Weight	41lbs	48lbs	69lbs	102lbs	44lbs	52lbs	75lbs
1” laminate faced MDF core top with a clear finish edge profile * ¹	●	●	●	●	●	●	●
Steel pedestal base finished in Silver M04 powder coat * ²	●	●	●	●	●	●	●
Plastic glides	●	●	●	●	●	●	●

Optional features:

1. Table edge profile can be stained in Solid Black, Espresso and Solid White	+ \$25	+ \$25	+ \$25	+ \$25	+ \$25	+ \$25	+ \$25
2. Steel pedestal base available in Polished Chrome	+ \$130	+ \$130	+ \$150	+ \$150	+ \$130	+ \$130	+ \$150
2. Steel pedestal base available in Silver powder coat	+ \$0	+ \$0	+ \$0	+ \$0	+ \$0	+ \$0	+ \$0
Floor fixing plate	+ \$92	+ \$92	+ \$92	+ \$92	+ \$92	+ \$92	+ \$92

* Please see page 232 for Table Edge Finishes, page 234–235 for Table Metal Finishes & adjacent page to table top finish instructions

dimensions— OH - Overall Height OD - Overall Depth OW - Overall Width



Code		Edge	Laminate		Solid Surface
			A (11, 37, 69)	B (11, 37, 69)	A (80, 82)
A46-24RD <ul style="list-style-type: none">• Round• Low level• 15"h x 24" dia.		11 37 69 80 82	714	840	2213
A46-30RD <ul style="list-style-type: none">• Round• Low level• 15"h x 30" dia.		11 37 69 80 82	802	944	2485
A46-36RD <ul style="list-style-type: none">• Round• Low level• 15"h x 36" dia.		11 37 69	942	1110	-
A46-48RD <ul style="list-style-type: none">• Round• Low level• 15"h x 48" dia.		11 37 69	1262	1507	-
A46-2424 <ul style="list-style-type: none">• Square• Low level• 15"h x 24" x 24"		11 37 69 80 82	714	840	2213
A46-3030 <ul style="list-style-type: none">• Square• Low level• 15"h x 30" x 30"		11 37 69 80 82	802	944	2485
A46-3636 <ul style="list-style-type: none">• Square• Low level• 15"h x 36" x 36"		11 37 69 80 82	942	1110	-

A, B = Grade A & B Laminate Range

A = Grade A Solid Surface

Edge 11, 37, 69, 80, 82 = Edge Detail

Non-Stock Table Top Finishes

See Page 236 for Grade A & B Laminate Options

See Page 238 for Solid Surface Grade A Options

See Page 231 for Table Edge Details

See Page 230 for Non-Stock Table Top Information

All prices listed in US \$

Classic – Side Tables

Design – Allermuir

These simple, elegant, center pedestal tables are constructed with meticulous attention to detail, stability and quality. Their incredibly versatile design gives the specifier greater freedom to mix and match with other Allermuir pieces.



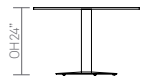
standard & optional features

● Standard feature □ Not available	A44-24RD	A44-30RD	A44-36RD	A44-48RD	A44-2424	A44-3030	A44-3636
	Round Side 24" dia.	Round Side 30" dia.	Round Side 36" dia.	Round Side 48" dia.	Square Side 24" x 24"	Square Side 30" x 30"	Square Side 36" x 36"
Weight	□	□	□	□	□	□	□
1" laminate faced MDF core top with a clear finish edge profile *1	●	●	●	●	●	●	●
Steel pedestal base finished in Silver M04 powder coat *2	●	●	●	●	●	●	●
Plastic glides	●	●	●	●	●	●	●

Optional features:							
1. Table edge profile can be stained in Solid Black, Espresso and Solid White	+ \$25	+ \$25	+ \$25	+ \$25	+ \$25	+ \$25	+ \$25
2. Steel pedestal base available in Polished Chrome	+ \$130	+ \$130	+ \$150	+ \$150	+ \$130	+ \$130	+ \$150
2. Steel pedestal base available in Silver powder coat	+ \$0	+ \$0	+ \$0	+ \$0	+ \$0	+ \$0	+ \$0
Floor fixing plate	+ \$92	+ \$92	+ \$92	+ \$92	+ \$92	+ \$92	+ \$92

* Please see page 232 for Table Edge Finishes, page 234-235 for Table Metal Finishes & adjacent page to table top finish instructions

dimensions— OH - Overall Height OD - Overall Depth OW - Overall Width



Code		Edge	Laminate		Solid Surface
			A (11, 37, 69)	B (11, 37, 69)	A (80, 82)
A44-24RD	<ul style="list-style-type: none">RoundSide table24"h x 24" dia.	11 37 69 80 82	745	879	2314
A44-30RD	<ul style="list-style-type: none">RoundSide table24"h x 30" dia.	11 37 69 80 82	832	988	2599
A44-36RD	<ul style="list-style-type: none">RoundSide table24"h x 36" dia.	11 37 69	985	1160	-
A44-48RD	<ul style="list-style-type: none">RoundSide table24"h x 48" dia.	11 37 69	1299	1549	-
A44-2424	<ul style="list-style-type: none">SquareSide table24"h x 24" x 24"	11 37 69 80 82	745	879	2314
A44-3030	<ul style="list-style-type: none">SquareSide table15"h x 30" x 30"	11 37 69 80 82	832	988	2599
A44-3636	<ul style="list-style-type: none">SquareSide table15"h x 36" x 36"	11 37 69	985	1160	-

A, B = Grade A & B Laminate Range
A = Grade A Solid Surface
Edge 11, 37, 69, 80, 82 = Edge Detail
Non-Stock Table Top Finishes

See Page 236 for Grade A & B Laminate Options
See Page 238 for Solid Surface Grade A Options
See Page 231 for Table Edge Details
See Page 230 for Non-Stock Table Top Information

All prices listed in US \$

Classic – Dining Height Tables

Design – Allermuir

These simple, elegant, center pedestal tables are constructed with meticulous attention to detail, stability and quality. Their incredibly versatile design gives the specifier greater freedom to mix and match with other Allermuir pieces.



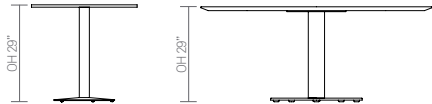
standard & optional features

● Standard feature □ Not available	A47-24RD Round Dining Height 24” dia.	A47-30RD Round Dining Height 30” dia.	A47-36RD Round Dining Height 36” dia.	A47-42RD Round Dining Height 42” dia.	A47-48RD Round Dining Height 48” dia.
Weight	44lbs	50lbs	71lbs	□	□
1” laminate faced MDF core top with a clear finish edge profile *1	●	●	●	●	●
Steel pedestal base finished in Silver M04 powder coat *2	●	●	●	●	●
Plastic glides	●	●	●	●	●

Optional features:					
1. Table edge profile can be stained in Solid Black, Espresso and Solid White	+ \$25	+ \$25	+ \$25	+ \$25	+ \$25
2. Steel pedestal base available in Polished Chrome	+ \$130	+ \$130	+ \$150	+ \$150	+ \$150
2. Steel pedestal base available in Silver powder coat	+ \$0	+ \$0	+ \$0	+ \$0	+ \$0
Floor fixing plate	+ \$92	+ \$92	+ \$92	+ \$92	+ \$92

* Please see page 232 for Table Edge Finishes, page 234-235 for Table Metal Finishes & adjacent page to table top finish instructions

dimensions— OH - Overall Height OD - Overall Depth OW - Overall Width



Code		Edge	Laminate		Solid Surface
			A (11, 37, 69)	B (11, 37, 69)	A (80, 82)
A47-24RD • Round • Dining height • 29”h x 24” dia		11 37 69 80 82	779	917	2415
A47-30RD • Round • Dining height • 29”h x 30” dia		11 37 69 80 82	874	1031	2713
A47-36RD • Round • Dining height • 29”h x 36” dia		11 37 69	1029	1211	-
A47-42RD • Round • Dining height • 29”h x 42” dia		11 37 69	1182	1401	-
A47-48RD • Round • Dining height • 29”h x 48” dia		11 37 69	1337	1591	-

A, B = Grade A & B Laminate Range	See Page 236 for Grade A & B Laminate Options	All prices listed in US \$
A = Grade A Solid Surface	See Page 238 for Solid Surface Grade A Options	
Edge 11, 37, 69, 80, 82 = Edge Detail	See Page 231 for Table Edge Details	
Non-Stock Table Top Finishes	See Page 230 for Non-Stock Table Top Information	



Classic – Dining Height Tables

Design – Allermuir

These simple, elegant, center pedestal tables are constructed with meticulous attention to detail, stability and quality. Their incredibly versatile design gives the specifier greater freedom to mix and match with other Allermuir pieces.



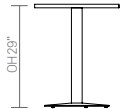
standard & optional features







● Standard feature ❑ Not available	A47-2424	A47-3030	A47-3636	A47-3024	A47-3624	A47-3630
	Square Dining Height 24" x 24"	Square Dining Height 30" x 30"	Square Dining Height 36" x 36"	Rectangle Dining Height 30"x 24"	Rectangle Dining Height 36" x 24"	Rectangle Dining Height 36" x 30"
Weight	46lbs	55lbs	78lbs	❑	❑	❑
1" laminate faced MDF core top with a clear finish edge profile *1	●	●	●	●	●	●
Steel pedestal base finished in Silver M04 powder coat *2	●	●	●	●	●	●
Plastic glides	●	●	●	●	●	●

Optional features:						
1. Table edge profile can be stained in Solid Black, Espresso and Solid White	+ \$25	+ \$25	+ \$25	+ \$25	+ \$25	+ \$25
2. Steel pedestal base available in Polished Chrome	+ \$130	+ \$130	+ \$130	+ \$130	+ \$130	+ \$130
2. Steel pedestal base available in Silver powder coat	+ \$0	+ \$0	+ \$0	+ \$0	+ \$0	+ \$0
Floor fixing plate	+ \$92	+ \$92	+ \$92	+ \$92	+ \$92	+ \$92

* Please see page 232 for Table Edge Finishes, page 234-235 for Table Metal Finishes & adjacent page to table top finish instructions

dimensions— OH - Overall Height OD - Overall Depth OW - Overall Width



			Laminate		Solid Surface
Code		Edge	A (11, 37, 69)	B (11, 37, 69)	A (80, 82)
A47-2424 <ul style="list-style-type: none">• Square• Dining height• 29"h x 24"x 24"		11 37 69 80 82	779	917	2415
A47-3030 <ul style="list-style-type: none">• Square• Dining height• 29"h x 30"x 30"		11 37 69 80 82	874	1031	2713
A47-3636 <ul style="list-style-type: none">• Square• Dining height• 29"h x 36"x 36"		11 37 69	1029	1211	-
A47-3024 <ul style="list-style-type: none">• Rectangle• Dining height• 29"h x 30"x 24"		11 37 69 80 82	926	1031	2713
A47-3624 <ul style="list-style-type: none">• Rectangle• Dining height• 29"h x 36"x 24"		11 37 69	1029	1211	-
A47-3630 <ul style="list-style-type: none">• Rectangle• Dining height• 29"h x 36"x 30"		11 37 69	1035	1220	-

A, B = Grade A & B Laminate Range	See Page 236 for Grade A & B Laminate Options	All prices listed in US \$
A = Grade A Solid Surface	See Page 238 for Solid Surface Grade A Options	
Edge 11, 37, 69, 80, 82 = Edge Detail	See Page 231 for Table Edge Details	
Non-Stock Table Top Finishes	See Page 230 for Non-Stock Table Top Information	

Classic – Dining Height Tables

Design – Allermuir

These simple, elegant, center pedestal tables are constructed with meticulous attention to detail, stability and quality. Their incredibly versatile design gives the specifier greater freedom to mix and match with other Allermuir pieces.



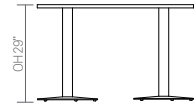
standard & optional features

● Standard feature □ Not available					
	A47-4830 Rectangle Dining Height 48" x 30"	A47-5430 Rectangle Dining Height 54" x 30"	A47-6030 Rectangle Dining Height 60" x 30"	A481-6630 Rectangle Dining Height 66" x 30"	A47-7230 Rectangle Dining Height 72" x 30"
Weight	□	□	□	□	□
1" laminate faced MDF core top with a clear finish edge profile *1	●	●	●	●	●
Steel pedestal base finished in Silver M04 powder coat *2	●	●	●	●	●
Plastic glides	●	●	●	●	●

Optional features:					
1. Table edge profile can be stained in Solid Black, Espresso and Solid White	+ \$25	+ \$25	+ \$25	+ \$25	+ \$25
2. Steel pedestal base available in Polished Chrome	+ \$260	+ \$260	+ \$260	+ \$260	+ \$260
2. Steel pedestal base available in Silver powder coat	+ \$0	+ \$0	+ \$0	+ \$0	+ \$0
Floor fixing plate	+ \$184	+ \$184	+ \$184	+ \$184	+ \$184

* Please see page 232 for Table Edge Finishes, page 234-235 for Table Metal Finishes & adjacent page to table top finish instructions

dimensions— OH - Overall Height OD - Overall Depth OW - Overall Width



Code		Edge	Laminate		Solid Surface
			A (11, 37, 69)	B (11, 37, 69)	A (80, 82)
A47-4830 <ul style="list-style-type: none">RectangleDining height29"h x 48"x 30"		11 37 69 80 82	1580	1861	5133
A47-5430 <ul style="list-style-type: none">RectangleDining height29"h x 54"x 30"		11 37 69 80 82	1625	1921	5283
A47-6030 <ul style="list-style-type: none">RectangleDining height29"h x 60"x 30"		11 37 69 80 82	1671	1981	5432
A47-6630 <ul style="list-style-type: none">RectangleDining height29"h x 66"x 30"		11 37 69 80 82	1716	2040	5582
A47-7230 <ul style="list-style-type: none">RectangleDining height29"h x 72"x 30"		11 37 69 80 82	1763	2098	5731

A, B = Grade A & B Laminate Range	See Page 236 for Grade A & B Laminate Options	All prices listed in US \$
A = Grade A Solid Surface	See Page 238 for Solid Surface Grade A Options	
Edge 11, 37, 69, 80, 82 = Edge Detail	See Page 231 for Table Edge Details	
Non-Stock Table Top Finishes	See Page 230 for Non-Stock Table Top Information	

Classic – Dining Height Tables

Design – Allermuir

These simple, elegant, center pedestal tables are constructed with meticulous attention to detail, stability and quality. Their incredibly versatile design gives the specifier greater freedom to mix and match with other Allermuir pieces.




standard & optional features

● Standard feature □ Not available						
	A47-4836 Rectangle Dining Height 48" x 36"	A47-5436 Rectangle Dining Height 54" x 36"	A47-6036 Rectangle Dining Height 60" x 36"	A481-6636 Rectangle Dining Height 66" x 36"	A47-7236 Rectangle Dining Height 72" x 36"	A47-4244 Rectangle Dining Height 42" x 44"
Weight	□	□	□	□	□	□
1" laminate faced MDF core top with a clear finish edge profile *1	●	●	●	●	●	●
Steel pedestal base finished in Silver M04 powder coat *2	●	●	●	●	●	●
Plastic glides	●	●	●	●	●	●

Optional features:						
1. Table edge profile can be stained in Solid Black, Espresso and Solid White	+ \$25	+ \$25	+ \$25	+ \$25	+ \$25	+ \$25
2. Steel pedestal base available in Polished Chrome	+ \$260	+ \$260	+ \$260	+ \$260	+ \$260	+ \$260
2. Steel pedestal base available in Silver powder coat	+ \$0	+ \$0	+ \$0	+ \$0	+ \$0	+ \$0
Floor fixing plate	+ \$184	+ \$184	+ \$184	+ \$184	+ \$184	+ \$184

* Please see page 232 for Table Edge Finishes, page 234-235 for Table Metal Finishes & adjacent page to table top finish instructions

dimensions— OH - Overall Height OD - Overall Depth OW - Overall Width



Code		Edge	Laminates		Solid Surface
			A (11, 37, 69)	B (11, 37, 69)	A (80, 82)
A47-4836 <ul style="list-style-type: none">RectangleDining height29"h x 48"x 36"		11 37 69 80 82	1737	2046	5646
A47-5436 <ul style="list-style-type: none">RectangleDining height29"h x 54"x 36"		11 37 69 80 82	1788	2114	5811
A47-6036 <ul style="list-style-type: none">RectangleDining height29"h x 60"x 36"		11 37 69 80 82	1838	2178	5975
A47-6636 <ul style="list-style-type: none">RectangleDining height29"h x 66"x 36"		11 37 69 80 82	1888	2244	6041
A47-7236 <ul style="list-style-type: none">RectangleDining height29"h x 72"x 36"		11 37 69 80 82	1939	2308	6304
A47-4244 <ul style="list-style-type: none">RectangleDining height29"h x 42"x 44"		11 37 69 80 82	1763	2080	5729

A, B = Grade A & B Laminate Range	See Page 236 for Grade A & B Laminate Options	All prices listed in US \$
A = Grade A Solid Surface	See Page 238 for Solid Surface Grade A Options	
Edge 11, 37, 69, 80, 82 = Edge Detail	See Page 231 for Table Edge Details	
Non-Stock Table Top Finishes	See Page 230 for Non-Stock Table Top Information	



Classic – High Level Tables

Design – Allermuir

These simple, elegant, center pedestal tables are constructed with meticulous attention to detail, stability and quality. Their incredibly versatile design gives the specifier greater freedom to mix and match with other Allermuir pieces.



standard & optional features

- Standard feature
- ❑ Not available

	A48-24RD	A48-30RD	A48-24RDFR	A48-30RDFR
	Round High Level 24” dia.	Round High Level 30” dia.	Round High Level 24” dia.	Round High Level 30” dia.
Weight	59lbs	65lbs	63lbs	85lbs
1” laminate faced MDF core top with a clear finish edge profile *1	●	●	●	●
Steel pedestal base finished in Silver M04 powder coat *2	●	●	❑	❑
Plastic glides	●	●	●	●
Footring	❑	❑	●	●

Optional features:

1. Table edge profile can be stained in Solid Black, Espresso and Solid White	+ \$25	+ \$25	+ \$25	+ \$25
2. Steel pedestal base available in Polished Chrome	+ \$150	+ \$150	❑	❑
Floor fixing plate	+ \$92	+ \$92	+ \$92	+ \$92

* Please see page 232 for Table Edge Finishes, page 234-235 for Table Metal Finishes & adjacent page to table top finish instructions

Code		Edge	Laminates		Solid Surface
			A (11, 37, 69)	B (11, 37, 69)	A (80, 82)
A48-24RD	● Round ● High level ● 40”h x 24” dia.	11 37 69 80 82	924	1088	2863
A48-30RD	● Round ● High level ● 40”h x 30” dia.	11 37 69 80 82	1021	1203	3165
A48-24RDFR	● Round ● High level ● Footring ● 40”h x 24” dia.	11 37 69 80 82	1244	1407	3182
A48-30RDFR	● Round ● High level ● Footring ● 40”h x 30” dia.	11 37 69 80 82	1340	1522	3484

A, B = Grade A & B Laminate Range

A = Grade A Solid Surface

Edge 11, 37, 69, 80, 82 = Edge Detail

Non-Stock Table Top Finishes

See Page 236 for Grade A & B Laminate Options

See Page 238 for Solid Surface Grade A Options

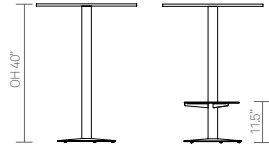
See Page 231 for Table Edge Details

See Page 230 for Non-Stock Table Top Information

All prices listed in US \$



dimensions— OH - Overall Height OD - Overall Depth OW - Overall Width



Conic – Low Level Tables

Design – PearsonLloyd

Conic’s range of low level tables work effortlessly with both the Conic and Open ranges given that they share a common design language. The beautifully simple Polished Chrome wire base offers a light functional structure, that allows the tables to work effortlessly in a multitude of environments.



standard & optional features

● Standard feature ❑ Not available	A636-24RD	A636-21SS	A638-36RD	A638-32SS	A639-4128S
	Round Low Level 24” dia.	Soft Square Low Level 21” x 21”	Round Low Level 36” dia.	Soft Square Low Level 32” x 32”	Soft Rectangular Low Level 41” x 28”
Weight	17lbs	16lbs	38lbs	28lbs	35lbs
1” laminate faced MDF core top with a clear finish edge profile *2	●	●	●	●	●
Wire frame finished in Polished Chrome *1	●	●	●	●	●
Plastic glides	●	●	●	●	●



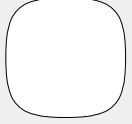



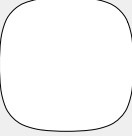

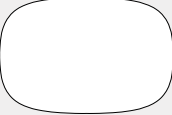

Optional features:

1. Wire frame available in all standard and select mineral powder coat finishes	+ \$80	+ \$80	+ \$80	+ \$80	+ \$80
2. Table edge profile can be stained in Solid Black, Espresso and Solid White	+ \$25	+ \$25	+ \$25	+ \$25	+ \$25

** Please see page 232 for Table Edge Finishes, page 234-235 for Table Metal Finishes & adjacent page to table top finish instructions
Please see pages 24-25 for the full range of Conic soft seating*

dimensions— OH - Overall Height OD - Overall Depth OW - Overall Width



Code	Edge	Laminate		Solid Surface	
		A (11, 37, 69)	B (11, 37, 69)	A (80, 82)	
A636-24RD <ul style="list-style-type: none">RoundLow level16”h x 24” dia.		11 37 69 80 82	779	868	2348 
A636-21SS <ul style="list-style-type: none">Soft squareLow level16”h x 21” x 21”		11 37 69 80 82	779	868	2348 
A638-36RD <ul style="list-style-type: none">RoundLow level12”h x 36” dia.		11 37 69 80 82	1010	1120	3046 
A638-32SS <ul style="list-style-type: none">Soft squareLow level12”h x 32” x 32”.		11 37 69 80 82	1010	1120	3046 
A639-4128S <ul style="list-style-type: none">Soft rectangleLow level12”h x 41” x 28”		11 37 69 80 82	1113	1234	3380 

A, B = Grade A & B Laminate Range

A = Grade A Solid Surface

Edge 11, 37, 69, 80, 82 = Edge Detail

Non-Stock Table Top Finishes

See Page 236 for Grade A & B Laminate Options

See Page 238 for Solid Surface Grade A Options

See Page 231 for Table Edge Details

See Page 230 for Non-Stock Table Top Information

All prices listed in US \$

Famiglia – Occasional Tables

Design – PearsonLloyd

Famiglia’s selection of occasional tables recognizes how dramatically our office and hospitality landscapes have evolved in recent years. This collection of high, low and side tables are as well suited to a hospitality environment as they are to a break out zone, or even interspersed within the office as occasional touch down and meeting points.

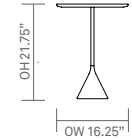


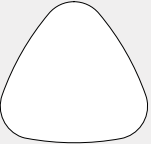
standard & optional features

● Standard feature ❑ Not available		FMGLT16 Soft Triangle Occasional 16" x 16"
Weight	❑	
0.5" solid surface top in Cloud	●	
0.75" solid wood top available in American White Oak or American Black Walnut	●	
Cast iron base finished in Black	●	
Teflon glides	●	

** Please see pages page 234-235 for Table Metal Finishes & adjacent page to table top finish instructions
Please see pages 28-33 for the full range of Famiglia soft seating and page 86-87 for the full range of Famiglia chairs*

dimensions— OH - Overall Height OD - Overall Depth OW - Overall Width



Code	Solid Wood		Solid Surface
	Edge	(43)	B (41)
FMGLT16 <ul style="list-style-type: none">Soft triangleOccasional21.75”h x 16” x 16”		41 43	1469
			1210

B = Grade B Solid Surface

Solid Wood

Edge 43, 41 = Edge Detail

See Page 238 for Grade B Solid Surface Options

See Page 239 for Solid Wood Options

See Page 231 for Table Edge Details

All prices listed in US \$



Famiglia – Work Tables

Design – PearsonLloyd

Famiglia’s work tables, designed for ad-hoc meetings and touch down spaces, are available in two heights, featuring a soft square top in various sizes. The tables’ cast metal base features an innovative tech knit sock which also acts as cable management when used with an integrated power module.

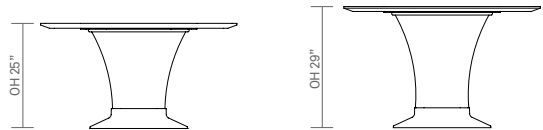


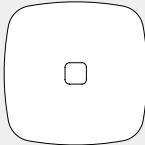

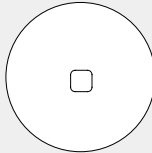

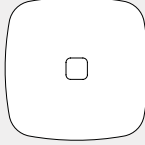

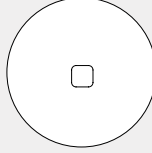

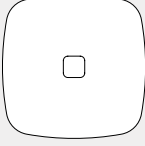

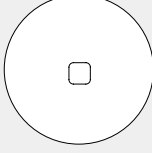

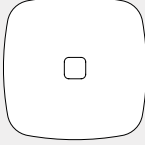

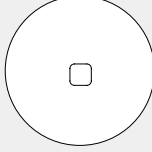

standard & optional features

	FMGBT4848	FMGBT48RD	FMGBT6060	FMGBT60RD	FMGMT4848	FMGMT48RD	FMGMT6060	FMGMT60RD
	Soft Square Breakout 48” x 48”	Round Breakout 48” dia.	Soft Square Breakout 60” x 60”	Round Breakout 60” dia.	Square Meeting 48” x 48”	Round Meeting 48” dia.	Soft Square Meeting 60” x 60”	Round Meeting 60” dia.
● Standard feature □ Not available								
Weight	□	□	□	□	□	□	□	□
1” TFL (Edge 69) top with matching edge detail *1	●	●	●	●	●	●	●	●
1” TFL (Edge 38) top with clear finish cut back edge *2	●	●	●	●	●	●	●	●
1” Laminate (Edge 38) top with clear finish cut back edge *3	●	●	●	●	●	●	●	●
1” Linoleum (Edge 33) faced plywood core top with a clear finish exposed edge detail available in Pewter, Charcoal or Mushroom	●	●	●	●	●	●	●	●
Famiglia power unit - 4 x outlets	●	●	●	●	●	●	●	●
Cast aluminum base and port hole finished in Black powder coat with Black acrylic accessory tray and Black technical mesh *4	●	●	●	●	●	●	●	●
Optional features:								
1. TFL (Edge 69) top available with contrasting Silver or Ply Effect edge detail	+\$0	+\$0	+\$0	+\$0	+\$0	+\$0	+\$0	+\$0
2. TFL (Edge 38) top available with Black, Espresso or Solid White edge stain profile	+\$25	+\$25	+\$25	+\$25	+\$25	+\$25	+\$25	+\$25
3. Laminate (Edge 38) top available with Black, Espresso or Solid White edge stain profile	+\$25	+\$25	+\$25	+\$25	+\$25	+\$25	+\$25	+\$25
4. Cast aluminum base and port hole available in Slate Gray powder coat with Slate Gray accessory tray and Slate Gray technical mesh	+\$0	+\$0	+\$0	+\$0	+\$0	+\$0	+\$0	+\$0
Famiglia power unit - 4 x outlets, 4 x USB and 1 x HDMI	+\$366	+\$366	+\$366	+\$366	+\$366	+\$366	+\$366	+\$366
Accessories								
DATPBL	White acrylic pen box with lid							58
DATPP	White acrylic pen pot							53

* Please see pages 248 for Table Edge Details & adjacent page to table top finish instructions
Please see pages 28-33 for the full range of Famiglia soft seating and page 86-87 for the full range of Famiglia chairs

dimensions – OH - Overall Height OD - Overall Depth OW - Overall Width



Code		TFL					
		(69)	A (38)	S (38)	Lin (33)		
FMGBT4848	<ul style="list-style-type: none">Soft squareBreakout25”h x 48” x 48”		2992	3173	3314	3453	
FMGBT48RD	<ul style="list-style-type: none">RoundBreakout25”h x 48” dia.		2992	3173	3314	3453	
FMGBT6060	<ul style="list-style-type: none">Soft squareBreakout25”h x 60” x 60”		3136	3439	-	-	
FMGBT60RD	<ul style="list-style-type: none">RoundBreakout25”h x 60” dia.		3136	3439	-	-	
FMGMT4848	<ul style="list-style-type: none">Soft squareMeeting29”h x 48” x 48”		3142	3323	3464	3603	
FMGMT48RD	<ul style="list-style-type: none">RoundMeeting29”h x 48” dia.		3142	3323	3464	3603	
FMGMT6060	<ul style="list-style-type: none">Soft squareMeeting29”h x 60” x 60”		3286	3770	-	-	
FMGMT60RD	<ul style="list-style-type: none">RoundMeeting29”h x 60” dia.		3286	3770	-	-	

TFL = Thermally Fused Laminate	See Page 237 for TFL Options	All prices listed in US \$
S = Grade S Laminates	See Page 237 for Grade S Laminate Options	
LIN = Linoleum	See Pages 238 for Linoleum Surface Options	
Edge 69, 38, 33 = Edge Detail	See Page 231 for Table Edge Details	
Non-Stock Table Top Finishes	See Page 230 for Non-Stock Table Top Information	

Host – Occasional Table

Design – Simon Pengelly

Host is a standalone table for use as a laptop support or work surface and is proportioned accordingly, with a weighted stable base and elegant column. A convenient hand grip to the underside of the edge together with side slides under the base plate allows the user to easily glide the table closer.



standard & optional features

- Standard feature
- ❑ Not available

Weight	18lbs
Aluminum table construction - Colors: Back to Black, White as Snow, Touch of Gray, Vintage Red, Blue Skies, Orange Crush or Mellow Yellow	●
Teflon glides	●

**Please see pages page 235 for Host Table Metal Finishes*

HLT2
Soft Square
Occasional
13.5" x 13.5"

dimensions– OH - Overall Height OD - Overall Depth OW - Overall Width



Code	Aluminum	
HLT2 <ul style="list-style-type: none">• Soft square• Occasional• 23.5"h x 13.5" x 13.5"		420

All prices listed in US \$



Jaicer – Dining Height Tables

Design –Allermuir

Jaicer tables are designed with the same aesthetic and constructional values as the seating range. Designed for a multitude of areas within corporate or hospitality environments, Jaicer features a solid Beech frame that can be stained or color washed to suit a variety of styles.



standard & optional features

- Standard feature
- ❑ Not available

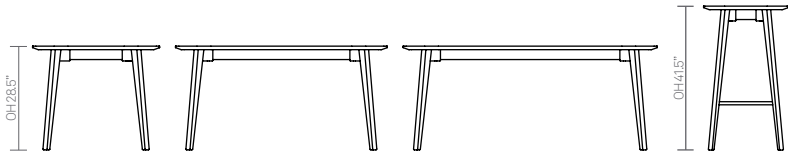
	JCR99	JCR159	JCR189	JCR66
	Soft Square Dining Height 35.5" x 35.5"	Soft Rectangle Dining Height 59" x 35.5"	Soft Rectangle Dining Height 71" x 35.5"	Soft Square Bar Height 23.75" x 23.75"
Weight	55lbs	55lbs	66lbs	33lbs
Solid beech frame with a clear finish *2	●	●	●	●
1" laminate faced MDF core top with a clear finish edge profile *1	●	●	●	●

Optional features:

1. Table edge profile can be stained in Solid Black, Espresso and Solid White	+ \$25	+ \$25	+ \$25	+ \$25
2. Solid beech frame can be stained or color washed	+ \$48	+ \$48	+ \$68	+ \$68

** Please see page 232 for Table Edge Finishes, page 233 for Table Wood Leg Finishes & adjacent page to table top finish instructions*
Please see page 90-91 for the full range of Jaicer chairs and stools

dimensions— OH - Overall Height OD - Overall Depth OW - Overall Width



Code	Edge	Laminate	
		A (37)	B (37)
JCR99 <ul style="list-style-type: none">• Soft square• Dining height• 28.5"h x 35.5"x 35.5"	37	1098	1203
JCR159 <ul style="list-style-type: none">• Soft rectangle• Dining height• 28.5"h x 59" x 35.5"	37	1401	1536
JCR189 <ul style="list-style-type: none">• Soft rectangle• Dining height• 28.5"h x 71" x 35.5"	37	1557	1688
JCR66 <ul style="list-style-type: none">• Soft square• Bar height• 41.5"h x 23.75" x 23.75"	37	1672	1833

A, B = Grade A & B Laminate Range

See Page 236 for Grade A & B Laminate Options

All prices listed in US \$

Edge 37 = Edge Detail

See Page 231 for Table Edge Details

Non-Stock Table Top Finishes

See Page 230 for Non-Stock Table Top Information

Lola – Low Level Tables

Design –Wolfgang C R Mezger

Lola is a seductive, curving and shapely, yet strong and dependable collection designed as a contemporary, visually lighter alternative to the linear forms typically used in corporate environments. Lola will work equally well in corporate atria, executive lounge areas, airport lounges or informal meeting areas and breakout spaces.



standard & optional features

<div><div>● Standard feature</div><div>❑ Not available</div></div>	A823-24RD	A823-36RD	A823-4024D
	Round 24” dia.	Round 36” dia.	Racetrack 40”/24”
Weight	61lbs	75lbs	75lbs
Steel pedestal base finished in Polished Chrome	●	●	●
Plastic glides	●	●	●
1” laminate faced MDF core top with a clear finish edge profile *1	●	●	●

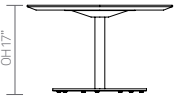
Optional features:




1. Table edge profile can be stained in Solid Black, Espresso and Solid White	+ \$25	+ \$25	+ \$25
---	---------------	---------------	---------------

** Please see page 232 for Table Edge Finishes, page 234-235 for Table Metal Finishes & adjacent page to table top finish instructions*

Please see pages 42-43 for the full range of Lola soft seating and sofas

dimensions— OH - Overall Height OD - Overall Depth OW - Overall Width



Code		Edge	Laminate		Solid Surface
			A (11, 37,46)	B (11, 37,46)	A (80, 82)
A823-24RD <div>• Round • Low level • 17”h x 24” dia.</div>		11 37 46 80 82	1126	1260	3397
A823-36RD <div>• Round • Low level • 17”h x 36” dia.</div>		11 37 46 80 82	1281	1429	3841
A823-4024D <div>• Racetrack • Low level • 17”h x 40”x 24”</div>		11 37 46 80 82	1297	1446	3889

A, B = Grade A & B Laminate Range	See Page 236 for Grade A & B Laminate Options	All prices listed in US \$
A = Grade A Solid Surface	See Page 238 for Solid Surface Grade A Options	
Edge 11, 37, 46, 80, 82 = Edge Detail	See Page 231 for Table Edge Details	
Non-Stock Table Top Finishes	See Page 230 for Non-Stock Table Top Information	



Mimosa – Occasional Tables

Design – Dondoli+Pocci

Mimosa is a fantastically comfortable lounge chair. Inspired by retro mid century design, the quilted seat contrasts the formality of the structural column base.



standard & optional features

- Standard feature
- ❑ Not available

	MIM05	MIM06
	Round Occasional- High 15.7" dia	Round Occasional- Low 15.7" dia
Weight	7lbs	6lbs
Spun and fabricated aluminum construction	●	●
Available in Black, White, Slate Gray and select mineral powder coat finishes	●	●
Plastic glides	●	●

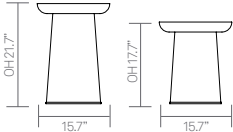
** Please see page 234 for Select Mineral Finishes*
Please see pages 44-45 for the full range of Mimosa soft seating

Code	Aluminum	
MIM05		638
MIM06		558



All prices listed in US \$

dimensions– OH - Overall Height OD - Overall Depth OW - Overall Width



Mozaik – Tables & Storage

Design – Mark Gabbertas

Mozaik Storage consists of a high level soft square unit and a low level soft rectangular unit. All units begin with the same minimalist steel frame with a fixed shelf both top and bottom. The central shelves of the high units can be removed to house tall items such as plants or vases. The low level unit makes an ideal occasional table for refreshments, books and magazines.



standard & optional features

- Standard feature
- ❑ Not available

	MZKLT	MZKLSS	MZKHSS	MZKLRS
	Soft Square Low Level Table 33.75" x 33.75"	Soft Square Low Level Storage 17" x 17"	Soft Square High Level Storage 17" x 17"	Soft Rectangular Low Level Storage 33.75" x 17"
Weight	33lbs	15lbs	25lbs	26lbs
0.50" TFL surface available in Matte White or Black	●	●	●	●
Edge profile is stained to match the TFL top	●	●	●	●
Wire frame finished in Black powder coat *1	●	●	●	●
Plastic glides	●	●	●	●

Optional features:

1. Wire frame available in White, Coral or Pebble powder coat	+\$0	+\$0	+\$0	+\$0
---	------	------	------	------

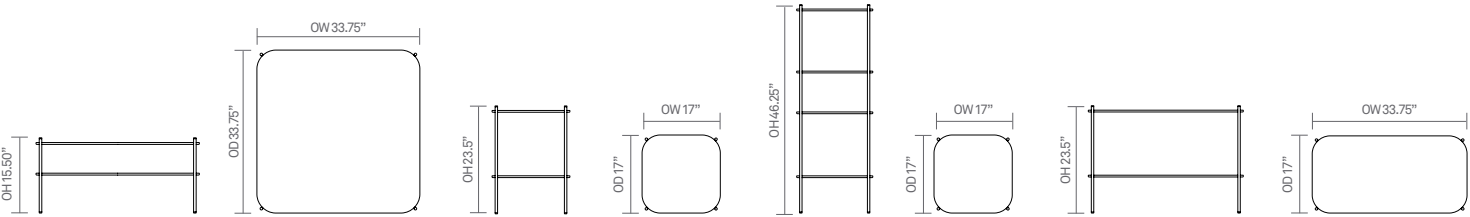
* Please see page 235 for Mozaik Table Metal Finishes
Please see pages 102-103 for the full range of Mozaik stools

Code	Aluminum	
MZKLT		946
MZKLSS		795
MZKHSS		1205
MZKLRS		914

All prices listed in US \$



dimensions— OH - Overall Height OD - Overall Depth OW - Overall Width



Octo – Occasional Tables

Design –Jon Crawford

This deep edged coffee table is the perfect complement to the Octo range of seating, all of which share the same architecturally simple under frame. The finesse of the detailing and generous proportions sets Octo apart from the competition.




standard & optional features

<div><div>● Standard feature</div><div>❑ Not available</div></div>	OCTT124	OCTT88
	Rectangular Occasional 48" x 15.75"	Square Occasional 32" x 32"
Weight	36lbs	32lbs
Square tubular steel frame finished in Polished Chrome	●	●
Plastic glides	●	●
MDF box construction 3.5" thick laminate to face and edge	●	●

** Please see pages page 234-235 for Table Metal Finishes & adjacent page to table top finish instructions*
Please see pages 46-49 for the full range of Octo soft seating and sofas

dimensions— OH - Overall Height OD - Overall Depth OW - Overall Width



Code		Laminate		
		Edge	A (90)	B (90)
OCTT124	<div><div>• Rectangle</div><div>• Low level</div><div>• 9.5"h x 48" x 15.75"</div></div>	90	1447	1614
OCTT88	<div><div>• Square</div><div>• Low level</div><div>• 9.5"h x 32" x 32"</div></div>	90	1336	1492



A, B = Grade A & B Laminate Range

See Page 236 for Grade A & B Laminate Options

All prices listed in US \$

Edge 90 = Edge Detail

See Page 231 for Table Edge Details

Non-Stock Table Top Finishes

See Page 230 for Non-Stock Table Top Information

Open – Low Level Tables

Design –PearsonLloyd

Complementing the Open seating range, the Open collection of occasional tables has a striking Polished Aluminum base with a choice of top shapes. Available in three different heights, they are perfectly suited to meeting, dining and breakout areas in a multitude of environments.



standard & optional features

● Standard feature □ Not available	A645-30RD Low Level Table Round 30" dia.	A645-3030 Low Level Table Square 30"/30"	A645-30SS Low Level Table Soft Square 30"/30"	A645-4128SR Low Level Table Soft Rectangle 41"/28"
Weight	30lbs	44lbs	32lbs	39lbs
1" laminate faced MDF core top with a clear finish edge profile *1	●	●	●	●
Polished Aluminum base with a Polished Chrome center column *2	●	●	●	●
Plastic glides with leveling adjustment	●	●	●	●

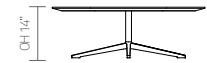
Optional features:

1. Table edge profile can be stained in Solid Black, Espresso and Solid White	+ \$25	+ \$25	+ \$25	+ \$25
2. Available in all standard and select mineral powder coat finishes	+ \$100	+ \$100	+ \$100	+ \$100

*Please see page 232 for Table Edge Finishes, page 234-235 for Table Metal Finishes & adjacent page to table top finish instructions

Please see pages 52-53 for the full range of Open soft seating and sofas

dimensions— OH - Overall Height OD - Overall Depth OW - Overall Width



Code		Edge	Laminate		Solid Surface
			A (11, 37, 69)	B (11, 37, 69)	A (80, 82)
A645-30RD <ul style="list-style-type: none">RoundLow level14"h x 30" dia.		11 37 69 80 82	985	1095	2968
A645-3030 <ul style="list-style-type: none">SquareLow level14"h x 30" x 30"		11 37 69 80 82	985	1095	2968
A645-30SS <ul style="list-style-type: none">Soft squareLow level14"h x 30" x 30"		11 37 69 80 82	985	1095	2968
A645-4128SR <ul style="list-style-type: none">Soft rectangleLow level14"h x 41" x 28"		11 37 69 80 82	1193	1326	3621

A, B = Grade A & B Laminate Range

A = Grade A Solid Surface

Edge 11, 37, 69, 80, 82 = Edge Detail

Non-Stock Table Top Finishes

See Page 236 for Grade A & B Laminate Options

See Page 238 for Solid Surface Grade A Options

See Page 231 for Table Edge Details

See Page 230 for Non-Stock Table Top Information

All prices listed in US \$



Open – Side Tables

Design – PearsonLloyd

Complementing the Open seating range, the Open collection of occasional tables has a striking Polished Aluminum base with a choice of top shapes. Available in three different heights, they are perfectly suited to meeting, dining and breakout areas in a multitude of environments.



standard & optional features

<div><div>● Standard feature</div><div>❑ Not available</div></div>			
	A648-30RD	A648-3030	A648-30SS
	Round Side Table 30” dia.	Square Side Table 30” x 30”	Soft Square Side Table 30” x 30”
Weight	30lbs	44lbs	32lbs
1” laminate faced MDF core top with a clear finish edge profile *1	●	●	●
Polished Aluminum base with a Polished Chrome center column *2	●	●	●
Plastic glides with leveling adjustment	●	●	●

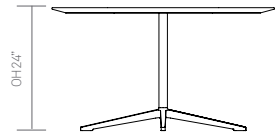
Optional features:

1. Table edge profile can be stained in Solid Black, Espresso and Solid White	+ \$25	+ \$25	+ \$25
2. Available in all standard and select mineral powder coat finishes	+ \$100	+ \$100	+ \$100

** Please see page 232 for Table Edge Finishes, page 234-235 for Table Metal Finishes & adjacent page to table top finish instructions*

Please see pages 52-53 for the full range of Open soft seating and sofas

dimensions— OH - Overall Height OD - Overall Depth OW - Overall Width



Code		Edge	Laminate		Solid Surface
			A (11, 37, 69)	B (11, 37, 69)	A (80, 82)
A648-30RD <ul style="list-style-type: none">• Round• Side table• 24”h x 30” dia.		11 37 69 80 82	1017	1127	3000
A648-3030 <ul style="list-style-type: none">• Square• Side table• 24”h x 30” x 30”		11 37 69 80 82	1017	1127	3000
A648-30SS <ul style="list-style-type: none">• Soft square• Side table• 24”h x 30” x 30”		11 37 69 80 82	1017	1127	3000



A, B = Grade A & B Laminate Range

A = Grade A Solid Surface

Edge 11, 37, 69, 80, 82 = Edge Detail

Non-Stock Table Top Finishes

See Page 236 for Grade A & B Laminate Options

See Page 238 for Solid Surface Grade A Options

See Page 231 for Table Edge Details

See Page 230 for Non-Stock Table Top Information

All prices listed in US \$

Open – Dining Height Tables

Design – PearsonLloyd

Complementing the Open seating range, the Open collection of occasional tables has a striking Polished Aluminum base with a choice of top shapes. Available in three different heights, they are perfectly suited to meeting, dining and breakout areas in a multitude of environments.



standard & optional features

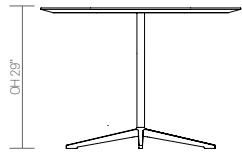
● Standard feature ❑ Not available						
	A646-30RD	A646-36RD	A646-3030	A646-3636	A646-30SS	A646-36SS
	Round Dining Height 30" dia.	Round Dining Height 36" dia.	Square Dining Height 30" x 30"	Square Dining Height 36" x 36"	Soft Square Dining Height 30" x 30"	Soft Square Dining Height 36" x 36"
Weight	❑	❑	❑	❑	❑	❑
1" laminate faced MDF core top with a clear finish edge profile *1	●	●	●	●	●	●
Polished Aluminum base with a Polished Chrome center column *2	●	●	●	●	●	●
Plastic glides with leveling adjustment	●	●	●	●	●	●

Optional features:

1. Table edge profile can be stained in Solid Black, Espresso and Solid White	+\$25	+\$25	+\$25	+\$25	+\$25	+\$25
2. Available in all standard and select mineral powder coat finishes	+\$100	+\$100	+\$100	+\$100	+\$100	+\$100

* Please see page 232 for Table Edge Finishes, page 234-235 for Table Metal Finishes & adjacent page to table top finish instructions

dimensions— OH - Overall Height OD - Overall Depth OW - Overall Width



Code		Edge	Laminate		Solid Surface
			A (11, 37, 69)	B (11, 37, 69)	A (80, 82)
A646-30RD	<ul style="list-style-type: none">RoundDining height29" h x 30" dia.	11 37 69 80 82	1048	1158	3031
A646-36RD	<ul style="list-style-type: none">RoundDining height29" h x 36" dia.	11 37 69	1126	1236	-
A646-3030	<ul style="list-style-type: none">SquareDining height29" h x 30" x 30"	11 37 69 80 82	1048	1158	3031
A646-3636	<ul style="list-style-type: none">SquareDining height29" h x 36" x 36"	11 37 69	1126	1236	-
A646-30SS	<ul style="list-style-type: none">Soft squareDining height29" h x 30" x 30"	11 37 69 80 82	1048	1158	3031
A646-36SS	<ul style="list-style-type: none">Soft squareDining height29" h x 36" x 36"	11 37 69	1126	1236	-

A, B = Grade A & B Laminate Range	See Page 236 for Grade A & B Laminate Options	All prices listed in US \$
A = Grade A Solid Surface	See Page 238 for Solid Surface Grade A Options	
Edge 11, 37, 69, 80, 82 = Edge Detail	See Page 231 for Table Edge Details	
Non-Stock Table Top Finishes	See Page 230 for Non-Stock Table Top Information	



Open – Dining Height Tables

Design –PearsonLloyd

Complementing the Open seating range, the Open collection of occasional tables has a striking Polished Aluminum base with a choice of top shapes. Available in three different heights, they are perfectly suited to meeting, dining and breakout areas in a multitude of environments.

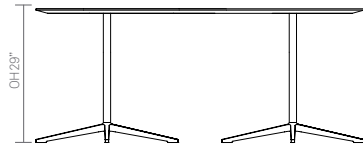


standard & optional features

● Standard feature □ Not available					
	A647-4830 Rectangle Dining Height 48" x 30"	A647-5430 Rectangle Dining Height 54" x 30"	A647-6030 Rectangle Dining Height 60" x 30"	A647-6630 Rectangle Dining Height 66" x 30"	A647-7230 Rectangle Dining Height 72" x 30"
Weight	□	□	□	□	□
1" laminate faced MDF core top with a clear finish edge profile *1	●	●	●	●	●
Polished Aluminum base with a Polished Chrome center column *2	●	●	●	●	●
Plastic glides with leveling adjustment	●	●	●	●	●
Optional features:					
1. Table edge profile can be stained in Solid Black, Espresso and Solid White	+ \$25	+ \$25	+ \$25	+ \$25	+ \$25
2. Available in all standard and select mineral powder coat finishes	+ \$200	+ \$200	+ \$200	+ \$200	+ \$200

** Please see page 232 for Table Edge Finishes, page 234-235 for Table Metal Finishes & adjacent page to table top finish instructions*

dimensions— OH - Overall Height OD - Overall Depth OW - Overall Width



Code		Edge	Laminate		Solid Surface
			A (11, 37, 69)	B (11, 37, 69)	A (80, 82)
A647-4830 • Rectangle • Dining height • 29" h x 38" x 30"		11 37 69 80 82	1556	1821	4661
A647-5430 • Rectangle • Dining height • 29" h x 54" x 30"		11 37 69 80 82	1728	2024	5180
A647-6030 • Rectangle • Dining height • 29" h x 60" x 30"		11 37 69 80 82	1920	2248	5755
A647-6630 • Rectangle • Dining height • 29" h x 66" x 30"		11 37 69 80 82	2045	2324	5995
A647-7230 • Rectangle • Dining height • 29" h x 72" x 30"		11 37 69 80 82	2119	2398	6232

A, B = Grade A & B Laminate Range	See Page 236 for Grade A & B Laminate Options	All prices listed in US \$
A = Grade A Solid Surface	See Page 238 for Solid Surface Grade A Options	
Edge 11, 37, 69, 80, 82 = Edge Detail	See Page 231 for Table Edge Details	
Non-Stock Table Top Finishes	See Page 230 for Non-Stock Table Top Information	



Open – Dining Height Tables

Design – PearsonLloyd

Complementing the Open seating range, the Open collection of occasional tables has a striking Polished Aluminum base with a choice of top shapes. Available in three different heights, they are perfectly suited to meeting, dining and breakout areas in a multitude of environments.



standard & optional features

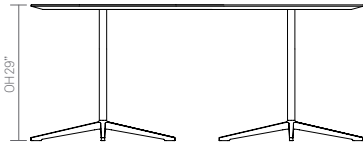
● Standard feature ❑ Not available	A647-4836	A647-5436	A647-6636	A647-7236
	Rectangle Dining Height 48" x 36"	Rectangle Dining Height 54" x 36"	Rectangle Dining Height 66" x 36"	Rectangle Dining Height 72" x 36"
Weight	❑	❑	❑	❑
1" laminate faced MDF core top with a clear finish edge profile *1	●	●	●	●
Polished Aluminum base with a Polished Chrome center column *2	●	●	●	●
Plastic glides with leveling adjustment	●	●	●	●

Optional features:

1. Table edge profile can be stained in Solid Black, Espresso and Solid White	+ \$25	+ \$25	+ \$25	+ \$25
2. Available in all standard and select mineral powder coat finishes	+ \$200	+ \$200	+ \$200	+ \$200

* Please see page 232 for Table Edge Finishes, page 234-235 for Table Metal Finishes & adjacent page to table top finish instructions

dimensions— OH - Overall Height OD - Overall Depth OW - Overall Width



Code	Laminate				
	Edge		A (11, 37, 69)	B (11, 37, 69)	
A647-4836 <ul style="list-style-type: none">RectangleDining height29" h x 48" x 36"			11 37 69	1581	1975
A647-5436 <ul style="list-style-type: none">RectangleDining height29" h x 54" x 36"			11 37 69	1757	2195
A647-6636 <ul style="list-style-type: none">RectangleDining height29" h x 66" x 36"			11 37 69	1953	2440
A647-7236 <ul style="list-style-type: none">RectangleDining height29" h x 72" x 36"			11 37 69	2169	2710

A, B = Grade A & B Laminate Range	See Page 236 for Grade A & B Laminate Options	All prices listed in US \$
A = Grade A Solid Surface	See Page 238 for Solid Surface Grade A Options	
Edge 11, 37, 69 = Edge Detail	See Page 231 for Table Edge Details	
Non-Stock Table Top Finishes	See Page 230 for Non-Stock Table Top Information	



Open – Dining Height Tables

Design – PearsonLloyd

Complementing the Open seating range, the Open collection of occasional tables has a striking Polished Aluminum base with a choice of top shapes. Available in three different heights, they are perfectly suited to meeting, dining and breakout areas in a multitude of environments.



standard & optional features

- Standard feature
- ❑ Not available

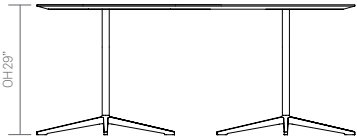
	A647-4836SR	A647-5436SR	A647-6636SR	A647-7236SR
	Soft Rectangle Dining Height 48" x 36"	Soft Rectangle Dining Height 54" x 36"	Soft Rectangle Dining Height 66" x 36"	Soft Rectangle Dining Height 72" x 36"
Weight	❑	❑	❑	❑
1" laminate faced MDF core top with a clear finish edge profile *1	●	●	●	●
Polished Aluminum base with a Polished Chrome center column *2	●	●	●	●
Plastic glides with leveling adjustment	●	●	●	●

Optional features:

1. Table edge profile can be stained in Solid Black, Espresso and Solid White	+ \$25	+ \$25	+ \$25	+ \$25
2. Available in all standard and select mineral powder coat finishes	+ \$200	+ \$200	+ \$200	+ \$200

* Please see page 232 for Table Edge Finishes, page 234-235 for Table Metal Finishes & adjacent page to table top finish instructions

dimensions— OH - Overall Height OD - Overall Depth OW - Overall Width



Code		Edge	Laminate	
			A (11, 37, 69)	B (11, 37, 69)
A647-4836SR	<ul style="list-style-type: none">• Soft rectangle• Dining height• 29" h x 48" x 36"	11 37 69	1581	1975
A647-5436SR	<ul style="list-style-type: none">• Soft rectangle• Dining height• 29" h x 54" x 36"	11 37 69	1757	2195
A647-6636SR	<ul style="list-style-type: none">• Soft rectangle• Dining height• 29" h x 66" x 36"	11 37 69	1953	2440
A647-7236SR	<ul style="list-style-type: none">• Soft rectangle• Dining height• 29" h x 72" x 36"	11 37 69	2169	2710

A, B = Grade A & B Laminate Range

See Page 236 for Grade A & B Laminate Options

All prices listed in US \$

Edge 11, 37, 69 = Edge Detail

See Page 231 for Table Edge Details

Non-Stock Table Top Finishes

See Page 230 for Non-Stock Table Top Information



Open – Dining Height Tables

Design –PearsonLloyd

Complementing the Open seating range, the Open collection of occasional tables has a striking Polished Aluminum base with a choice of top shapes. Available in three different heights, they are perfectly suited to meeting, dining and breakout areas in a multitude of environments.



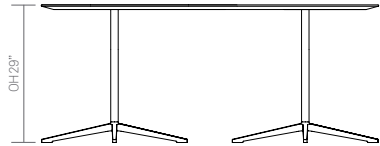
standard & optional features

● Standard feature ❑ Not available	A647-4830SR	A647-5430SR	A647-6030SR	A647-6630SR	A647-7230SR
	Soft Rectangle Dining Height 48" x 30"	Soft Rectangle Dining Height 54" x 30"	Soft Rectangle Dining Height 60" x 30"	Soft Rectangle Dining Height 66" x 30"	Soft Rectangle Dining Height 72" x 30"
Weight	❑	❑	❑	❑	❑
1" laminate faced MDF core top with a clear finish edge profile *1	●	●	●	●	●
Polished Aluminum base with a Polished Chrome center column *2	●	●	●	●	●
Plastic glides with leveling adjustment	●	●	●	●	●

Optional features:					
1. Table edge profile can be stained in Solid Black, Espresso and Solid White	+ \$25	+ \$25	+ \$25	+ \$25	+ \$25
2. Available in all standard and select mineral powder coat finishes	+ \$200	+ \$200	+ \$200	+ \$200	+ \$200

*Please see page 232 for Table Edge Finishes, page 234-235 for Table Metal Finishes & adjacent page to table top finish instructions

dimensions— OH - Overall Height OD - Overall Depth OW - Overall Width



Code		Edge	Laminate		Solid Surface
			A (11, 37, 69)	B (11, 37, 69)	A (80, 82)
A647-4830SR <ul style="list-style-type: none">Soft rectangleDining height29" h x 48" x 30"		11 37 69 80 82	1556	1821	4661
A647-5430SR <ul style="list-style-type: none">Soft rectangleDining height29" h x 54" x 30"		11 37 69 80 82	1728	2024	5180
A647-6030SR <ul style="list-style-type: none">Soft rectangleDining height29" h x 60" x 30"		11 37 69 80 82	1920	2248	5755
A647-6630SR <ul style="list-style-type: none">Soft rectangleDining height29" h x 66" x 30"		11 37 69 80 82	2045	2324	5995
A647-7230SR <ul style="list-style-type: none">Soft rectangleDining height29" h x 72" x 30"		11 37 69 80 82	2119	2398	6232

A, B = Grade A & B Laminate Range	See Page 236 for Grade A & B Laminate Options	All prices listed in US \$
A = Grade A Solid Surface	See Page 238 for Solid Surface Grade A Options	
Edge 11, 37, 69, 80, 82 = Edge Detail	See Page 231 for Table Edge Details	
Non-Stock Table Top Finishes	See Page 230 for Non-Stock Table Top Information	



Open – High Tables

Design –PearsonLloyd

Complementing the Open seating range, the Open collection of occasional tables has a striking Polished Aluminum base with a choice of top shapes. Available in three different heights, they are perfectly suited to meeting, dining and breakout areas in a multitude of environments.



standard & optional features

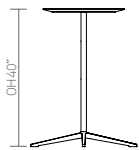
<div><div>● Standard feature</div><div>❑ Not available</div></div>			
	A649-24RD	A649-2424	A649-24SS
	Round High Table 24” dia.	Square High Table 24” x 24”	Soft Square High Table 24” x 24”
Weight	28lbs	29lbs	27lbs
1” laminate faced MDF core top with a clear finish edge profile *1	●	●	●
Polished Aluminum base with a Polished Chrome center column *2	●	●	●
Plastic glides with leveling adjustment	●	●	●



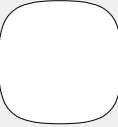
Optional features:

1. Table edge profile can be stained in Solid Black, Espresso and Solid White	+ \$25	+ \$25	+ \$25
2. Available in all standard and select mineral powder coat finishes	+ \$150	+ \$150	+ \$150

* Please see page 232 for Table Edge Finishes, page 234-235 for Table Metal Finishes & adjacent page to table top finish instructions

dimensions— OH - Overall Height OD - Overall Depth OW - Overall Width



Code	Edge	Laminate		Solid Surface
		A (11, 37, 69)	B (11, 37, 69)	A (80, 82)
A649-24RD <div>• Round • High level • 40” h x 24” dia.</div>		<div>11 37 69 80 82</div> <div>1129</div>	<div>1337</div>	<div>2754</div>
A649-2424 <div>• Square • High level • 40” h x 24”x 24”</div>		<div>11 37 69 80 82</div> <div>1129</div>	<div>1337</div>	<div>2754</div>
A649-24SS <div>• Soft square • High level • 40” h x 24”x 24”</div>		<div>11 37 69 80 82</div> <div>1129</div>	<div>1337</div>	<div>2754</div>

A, B = Grade A & B Laminate Range

A = Grade A Solid Surface

Edge 11, 37, 69, 80, 82 = Edge Detail

Non-Stock Table Top Finishes

See Page 236 for Grade A & B Laminate Options

See Page 238 for Solid Surface Grade A Options

See Page 231 for Table Edge Details

See Page 230 for Non-Stock Table Top Information

All prices listed in US \$



Pache – Dining Height Tables

Design – Allermuir

Pache is a beautiful family of café tables. Round, square and soft chamfered rectangular shaped tables are available in a variety of finish options. The tables’ elliptical solid ash legs can be left clear, stained or color washed, complemented by a range of accent colors including Coral, Peacock Blue, Basalt, Sage, Pebble, Stone or White powder coat available to use on the aluminum frame. The option of a sliding bag hook is a stylish yet functional addition.

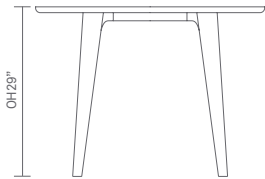


standard & optional features

● Standard feature □ Not available						
	PAC36RD	PAC42RD	PAC48RD	PAC3636	PAC4242	PAC4848
	Round Dining Height 36" dia.	Round Dining Height 42" dia.	Round Dining Height 48" dia.	Soft Square Dining Height 36" x 36"	Soft Square Dining Height 42" x 42"	Soft Square Dining Height 48" x 48"
Weight	□	□	□	□	□	□
1" TFL faced MDF core top with a clear edge profile *1	●	●	●	●	●	●
1" laminate faced MDF core top with a clear edge profile *1	●	●	●	●	●	●
1" laminate faced plywood core top with a clear finish exposed edge detail	●	●	●	●	●	●
Solid ash legs with a clear finish *2	●	●	●	●	●	●
Aluminum framework finished in Black powder coat *3	●	●	●	●	●	●
Plastic glides	●	●	●	●	●	●
Optional features:						
1. Table edge profile can be stained in Solid Black, Espresso and Solid White	+ \$25	+ \$25	+ \$25	+ \$25	+ \$25	+ \$25
2. Solid ash legs available in Black color washed	+ \$48	+ \$48	+ \$58	+ \$48	+ \$48	+ \$58
3. Aluminum framework available in Coral, Peacock Blue, Basalt, Sage or White powder coat	+ \$0	+ \$0	+ \$0	+ \$0	+ \$0	+ \$0

* Please see page 232 for Table Edge Finishes, 233 for Table Wood Leg Finishes, page 235 for Pache Table Metal Finishes & adjacent page to table top finish instructions

dimensions— OH - Overall Height OD - Overall Depth OW - Overall Width



			TFL			
			Edge	A (46)	-	Lam S (46)
PAC36RD <ul style="list-style-type: none">RoundDining height29"h x 36" dia.		MDF Core	46	1437	-	1484
		Plywood Core	46	-	-	1515
PAC42RD <ul style="list-style-type: none">RoundDining height29"h x 42" dia.		MDF Core	46	1496	-	1548
		Plywood Core	46	-	-	1625
PAC48RD <ul style="list-style-type: none">RoundDining height29"h x 48" dia.		MDF Core	46	1593	-	1636
		Plywood Core	46	-	-	1747
PAC3636 <ul style="list-style-type: none">Soft squareDining height29"h x 36" x 36"		MDF Core	46	1473	-	1519
		Plywood Core	46	-	-	1550
PAC4242 <ul style="list-style-type: none">Soft squareDining height29"h x 42" x 42"		MDF Core	46	1537	-	1590
		Plywood Core	46	-	-	1667
PAC4848 <ul style="list-style-type: none">Soft squareDining height29"h x 48" x 48"		MDF Core	46	1656	-	1693
		Plywood Core	46	-	-	1810

S = Grade S Laminates

TFL = Thermally Fused Laminate

Edge 46 = Edge Detail

Non-Stock Table Top Finishes

See Page 237 for Grade S Laminate Options

See Pages 247 for TFL Options

See Page 231 for Table Edge Details

See Page 230 for Non-Stock Table Top Information

All prices listed in US \$



Pache – Dining Height Tables

Design – Allermuir

Pache is a beautiful family of café tables. Round, square and soft chamfered rectangular shaped tables are available in a variety of finish options. The tables’ elliptical solid ash legs can be left clear, stained or color washed, complemented by a range of accent colors including Coral, Peacock Blue, Basalt, Sage, Pebble, Stone or White powder coat available to use on the aluminum frame. The option of a sliding bag hook is a stylish yet functional addition.



standard & optional features

	<div>● Standard feature</div> <div>□ Not available</div>	PAC 4830R	PAC 6030R	PAC 7830R	PAC 9630R	PAC 7836SC	PAC 9636SC	PAC 12036SC	PAC 14436SC	PAC 15636SC
		Rectangular Dining Height 48" x 30"	Rectangular Dining Height 60" x 30"	Rectangle Dining Height 78" x 30"	Rectangle Dining Height 96" x 30"	Soft Rectangle Dining Height 78" x 36"	Soft Rectangle Dining Height 96" x 36"	Soft Rectangle Dining Height 120" x 36"	Soft Rectangle Dining Height 144" x 36"	Soft Rectangle Dining Height 156" x 36"
Weight	□	□	□	□	□	□	□	□	□	□
1" TFL faced MDF core top with a clear edge profile *1	●	●	●	●	●	●	●	●	●	●
1" laminate faced MDF core top with a clear edge profile *1	●	●	●	●	●	●	●	●	●	●
1" laminate faced plywood core top with a clear finish exposed edge detail	●	●	●	●	●	●	●	●	●	●
Solid ash legs with a clear finish *2	●	●	●	●	●	●	●	●	●	●
Aluminum framework finished in Black powder coat *3	●	●	●	●	●	●	●	●	●	●
Plastic glides	●	●	●	●	●	●	●	●	●	●

Optional features:										
1. Table edge profile can be stained in Solid Black, Espresso and Solid White	+\$25	+\$25	+\$25	+\$25	+\$25	+\$25	+\$25	+\$25	+\$25	+\$25
2. Solid ash legs available in Black color wash	+\$68	+\$68	+\$68	+\$88	+\$88	+\$88	+\$108	+\$108	+\$108	+\$108
3. Aluminum framework available in Coral, Peacock Blue, Basalt, Sage or White powder coat	+\$0	+\$0	+\$0	+\$0	+\$0	+\$0	+\$0	+\$0	+\$0	+\$0

* Please see page 232 for Table Edge Finishes, 233 for Table Wood Leg Finishes, page 237 for Pache Table Metal Finishes & adjacent page to table top finish instructions

dimensions— OH - Overall Height OD - Overall Depth OW - Overall Width



			Edge	TFL A (46)	-	Lam S (46)
PAC4830R <ul style="list-style-type: none">RectangleDining height29"h x 48" x 30"		MDF Core	46	1543	-	1583
		Plywood Core	46	-	-	1657
PAC6030R <ul style="list-style-type: none">RectangleDining height29"h x 60" x 30"		MDF Core	46	1645	-	1694
		Plywood Core	46	-	-	1792
PAC7830R <ul style="list-style-type: none">RectangleDining height29"h x 78" x 30"		MDF Core	46	1733	-	1804
		Plywood Core	46	-	-	1926
PAC9630R <ul style="list-style-type: none">RectangleDining height29"h x 96" x 30"		MDF Core	46	1821	-	1912
		Plywood Core	46	-	-	2061
PAC7836SC <ul style="list-style-type: none">Soft RectangleChamferedDining height29"h x 78" x 36"		MDF Core	46	1739	-	1779
		Plywood Core	46	-	-	1916
PAC9636SC <ul style="list-style-type: none">Soft RectangleChamferedDining height29"h x 96" x 36"		MDF Core	46	1839	-	1871
		Plywood Core	46	-	-	2045
PAC12036SC <ul style="list-style-type: none">Soft RectangleChamferedDining height29"h x 120" x 36"		MDF Core	46	2814	-	2920
		Plywood Core	46	-	-	3148
PAC14436SC <ul style="list-style-type: none">Soft RectangleChamferedDining height29"h x 144 x 36"		MDF Core	46	2911	-	3020
		Plywood Core	46	-	-	3271
PAC15636SC <ul style="list-style-type: none">Soft RectangleChamferedDining height29"h x 156" x 36"		MDF Core	46	3004	-	3085
		Plywood Core	46	-	-	3358

S = Grade S Laminates

TFL = Thermally Fused Laminate

Edge 46 = Edge Detail

Non-Stock Table Top Finishes

See Page 237 for Grade S Laminate Options

See Pages 247 for TFL Options

See Page 231 for Table Edge Details

See Page 230 for Non-Stock Table Top Information

All prices listed in US \$



Silta – High Level Tables

Design – Allermuir

Silta is a premium high table for breakout spaces, adhoc meetings or a place to simply perch and connect. Modern meets vintage with industrial design featured right alongside modern connectivity points and convenient bag hooks. The top can be finished in a solid surface, linoleum and laminate surface complemented by braided and leather cable detailing with metalwork in a choice of colors.



standard & optional features

- Standard feature
- ❑ Not available

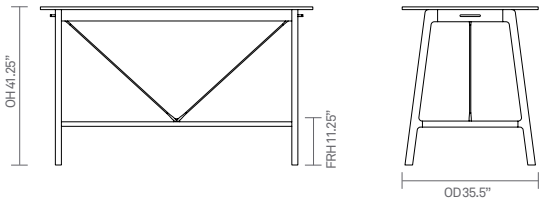
	SLH7236	SLH8436	SLH9636	SLH13636	SLH16036	SLH18436
	Rectangle High Level 72” x 36”	Rectangle High Level 84” x 36”	Rectangle High Level 96” x 36”	Rectangle High Level 136” x 36”	Rectangle High Level 160” x 36”	Rectangle High Level 184” x 36”
Weight	❑	❑	❑	❑	❑	❑
0.75” laminate faced plywood core top with a clear finish, exposed edge detail	●	●	●	●	●	●
0.75” linoleum faced plywood core top with a clear finish, exposed edge detail, available in Pewter, Charcoal and Mushroom	●	●	●	●	●	●
0.50” solid surface top available in Cloud or Space	●	●	●	●	●	●
Solid ash legs with a clear finish *1	●	●	●	●	●	●
Tubular steel framework finished in White powder coat *2	●	●	●	●	●	●
Brushed steel tie bars	●	●	●	●	●	●
Brushed aluminum bag hooks (x2)	●	●	●	●	●	●

Optional features:

1. Solid ash legs can be stained	+\$58	+\$58	+\$58	+\$58	+\$58	+\$58
1. Solid ash legs can be color washed in White as Snow or Slate Gray	+\$58	+\$58	+\$58	+\$58	+\$58	+\$58
2. Tubular steel framework available in Slate Gray or Black powder coat	+\$0	+\$0	+\$0	+\$0	+\$0	+ -\$0

* Please see page 234-235 for Table Metal Finishes, page 233 for Table Wood Leg Finishes & adjacent page to table top finish instructions

dimensions– OH - Overall Height OD - Overall Depth OW - Overall Width



			Laminate	Linoleum	Solid Surface
Code		Edge	S (33)	LIN (33)	B (41)
SLH7236	<div><div></div></div> <ul style="list-style-type: none">RectangleWithout powerHigh level41.25”h x 72”x 36”	33 41	2394	2529	3932
SLH8436	<div><div></div></div> <ul style="list-style-type: none">RectangleWithout powerHigh level41.25”h x 84”x 36”	33 41	2498	2686	4021
SLH9636	<div><div></div></div> <ul style="list-style-type: none">RectangleWithout powerHigh level41.25”h x 96”x 36”	33 41	2578	2734	4054
SLH13636	<div><div></div><div></div></div> <ul style="list-style-type: none">RectangleWithout powerHigh level41.25”h x 136”x 36”	33 41	4328	4600	7592
SLH16036	<div><div></div><div></div></div> <ul style="list-style-type: none">RectangleWithout powerHigh level41.25”h x 160”x 36”	33 41	4519	4927	7783
SLH18436	<div><div></div><div></div></div> <ul style="list-style-type: none">RectangleWithout powerHigh level41.25”h x 184”x 36”	33 41	4545	5033	7833

S = Grade S Laminates

LIN = Linoleum

B = Grade B Solid Surface

Edge 33, 41 = Edge Detail

Non-Stock Table Top Finishes

See Page 237 for Grade S Laminate Options

See Pages 238 for Linoleum Surface Options

See Pages 247 for Solid Surface Grade B Options

See Page 231 for Table Edge Details

See Page 230 for Non-Stock Table Top Information

All prices listed in US \$

Silta – High Level Tables

Design – Allermuir

Silta is a premium high table for breakout spaces, adhoc meetings or a place to simply perch and connect. Modern meets vintage with industrial design featured right alongside modern connectivity points and convenient bag hooks. The top can be finished in a solid surface, linoleum and laminate surface complemented by braided and leather cable detailing with metalwork in a choice of colors.

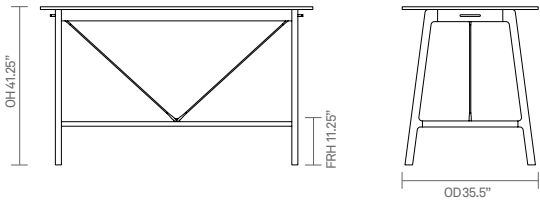


standard & optional features

● Standard feature □ Not available	SLHP7236	SLHP8436	SLHP9636	SLHP13636	SLHP16036	SLHP18436
	Rectangle High Level 72" x 36"	Rectangle High Level 84" x 36"	Rectangle High Level 96" x 36"	Rectangle High Level 136" x 36"	Rectangle High Level 160" x 36"	Rectangle High Level 184" x 36"
Weight	□	□	□	□	□	□
0.75" laminate faced plywood core top with a clear finish, exposed edge detail	●	●	●	●	●	●
0.75" linoleum faced plywood core top with a clear finish, exposed edge detail, available in Pewter, Charcoal and Mushroom	●	●	●	●	●	●
0.50" solid surface top available in Cloud or Space	●	●	●	●	●	●
Solid ash legs with a clear finish *1	●	●	●	●	●	●
Tubular steel framework finished in White powder coat *2	●	●	●	●	●	●
Brushed steel tie bars	●	●	●	●	●	●
Brushed aluminum bag hooks (x2)	●	●	●	●	●	●
4 perimeter power positions with accessible cable tray (See Note 1)	●	□	□	□	□	□
6 perimeter power positions with accessible cable tray (See Note 1)	□	●	●	□	□	□
8 perimeter power positions with accessible cable tray (See Note 1)	□	□	□	●	□	□
12 perimeter power positions with accessible cable tray (See Note 1)	□	□	□	□	●	●
Optional features:						
1. Solid ash legs can be stained	+\$58	+\$58	+\$58	+\$58	+\$58	+\$58
1. Solid ash legs can be color washed in White as Snow or Slate Gray	+\$58	+\$58	+\$58	+\$58	+\$58	+\$58
2. Tubular steel framework available in Slate Gray or Black powder coat	+\$0	+\$0	+\$0	+\$0	+\$0	+\$0

* Please see page 234-235 for Table Metal Finishes, page 233 for Table Wood Leg Finishes & adjacent page to table top finish instructions
Note 1: All power positions include 1 x mains outlet, 2 x powered USB

dimensions— OH - Overall Height OD - Overall Depth OW - Overall Width



			Laminate S (33)	Linoleum LIN (33)	Solid Surface B (41)
Code		Edge			
SLHP7236		33 41	4091	4226	5629
SLHP8436		33 41	4940	5128	6463
SLHP9636		33 41	5027	5183	6503
SLHP13636		33 41	7722	7994	10986
SLHP16036		33 41	9403	9811	12667
SLHP18436		33 41	9443	9931	12731

S = Grade S Laminates	See Page 237 for Grade S Laminate Options	All prices listed in US \$
LIN = Linoleum	See Pages 238 for Linoleum Surface Options	
B = Grade B Solid Surface	See Pages 247 for Solid Surface Grade B Options	
Edge 33, 41 = Edge Detail	See Page 231 for Table Edge Details	
Non-Stock Table Top Finishes	See Page 230 for Non-Stock Table Top Information	

Stirling – Occasional Tables

Design – Allermuir

Stirling’s presence is emphasised by the robust yet elegant floating leg frame. Designed to accompany the Stirling sofa range, this table will suit a wide range of spaces including reception, lounge and breakout areas across leisure, hotel, retail and office environments.



standard & optional features




- Standard feature
- ❑ Not available

	SLT01	SLT02	SLT03
	Square Occasional 29.5" x 29.5"	Rectangle Occasional 47.5" x 24"	Rectangle Occasional 59" x 29.5"
Weight	75lbs	82lbs	108lbs
Flat steel frame finished in Brushed Chrome	●	●	●
Plastic glides	●	●	●
Toughened clear glass top with polished edges	●	●	●

Please see pages 62- 63 for the full range of Stirling soft seating and sofas

dimensions– OH - Overall Height OD - Overall Depth OW - Overall Width



Code	Edge			Glass (56)
SLT01 <ul style="list-style-type: none">• Square• Occasional• 15.75"h x 29.5" x 29.5"		56		1895
SLT02 <ul style="list-style-type: none">• Rectangle• Occasional• 15.75"h x 47.5" x 24"		56		2202
SLT03 <ul style="list-style-type: none">• Rectangle• Occasional• 15.75"h x 59" x 29.5"		56		2882

Edge 33, 41 = Edge Detail

See Page 231 for Table Edge Details

All prices listed in US \$



Sunda 1 – Occasional Tables

Design – Allermuir

This range of plectrum shaped occasional tables offers a variety of sizes and heights which can be clustered to create a unique shape. These simple yet elegant tables are manufactured from laser cut sheet steel that can be finished in a range of finely textured, mineral colored powder coated finishes.



standard & optional features

- Standard feature
- ❑ Not available

	SUN101	SUN102	SUN103
	Soft Triangle Occasional 20.75" x 20"	Soft Triangle Occasional 19" x 16.75"	Soft Triangle Occasional 21.75" x 18"
Weight	24lbs	18lbs	24lbs
Fabricated sheet and tubular steel construction	●	●	●
Plastic glides	●	●	●
Available in Black, White, Slate Gray and all select mineral powder coat finishes	●	●	●

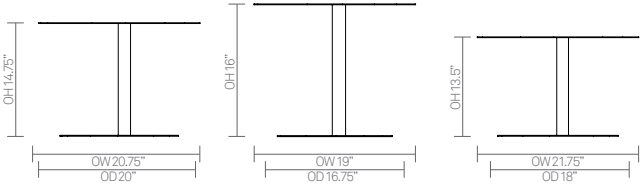
*Please see pages 234 for Table Select Mineral Finishes

Code	Steel	
SUN101 <ul style="list-style-type: none">Soft triangleOccasional14.75"h x 20.75" x 20"		387
SUN102 <ul style="list-style-type: none">Soft triangleOccasional16"h x 19" x 16.75"		361
SUN103 <ul style="list-style-type: none">Soft triangleOccasional13.5"h x 21.75" x 18"		351

All prices listed in US \$



dimensions– OH - Overall Height OD - Overall Depth OW - Overall Width



Sunda 2 – Occasional Tables

Design – Allermuir

The circular tops sit upon a tripod leg frame, available in three diameter and height configurations. They nestle to provide a stunning multilevel center piece table. The tops are finished in a reformed oak veneer which can be clear lacquered or stained whilst the steel tripod frames are available in a fine textured, mineral colored range of powder coat finishes



standard & optional features

- Standard feature
- Not available

	SUN201	SUN202	SUN203	SUN204
	Round Occasional 39.5" dia.	Round Occasional 31.5" dia.	Round Occasional 23.75" dia.	Round Occasional 15.75" dia.
Weight	22lbs	17lbs	11lbs	8lbs
Reformed oak veneer face tops on 1" MDF with a cutback, clear finish edge profile *1	●	●	●	●
Tubular steel frame available in all select mineral powder coat finishes	●	●	●	●
Plastic glides	●	●	●	●

Optional features:

1. Oak veneer top can be stained or color washed	+\$40	+\$40	+\$40	+\$40
--	-------	-------	-------	-------

* Please see pages 234 for Select Mineral Finishes & page 239 for Wood Stains & Color Washed Based on Beech Table Top Finishes

Code	Edge		Veneer (37)
SUN201 <ul style="list-style-type: none">RoundOccasional11.25"h x 39.5" dia.		37	934
SUN202 <ul style="list-style-type: none">RoundOccasional12.5"h x 31.5" dia.		37	726
SUN203 <ul style="list-style-type: none">RoundOccasional13.5"h x 23.75" dia.		37	707
SUN204 <ul style="list-style-type: none">RoundOccasional14.75"h x 15.75" dia.		37	474

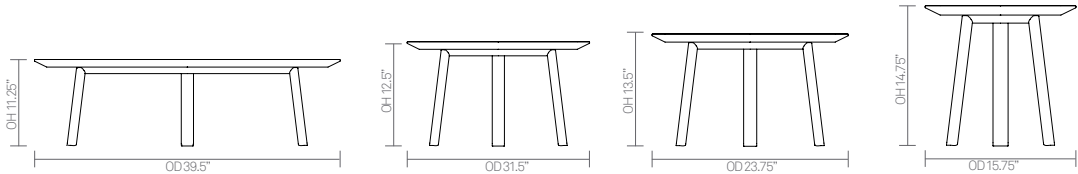


Edge 37 = Edge Detail

See Page 231 for Table Edge Details

All prices listed in US\$

dimensions– OH - Overall Height OD - Overall Depth OW - Overall Width



Talon – Occasional Tables

Design – Allermuir

Talon is a stunning collection of versatile laptop and occasional tables designed to accompany soft seating in lounge or breakout areas. The innovative delta shaped laptop table can be used alone or clustered together for ad-hoc collaborative working. High and low occasional tables in a variety of complementary shapes and finishes complete the range.



standard & optional features

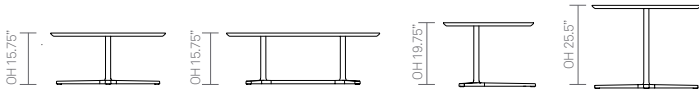
	TAL21SST	TAL21LST	TAL22SR	TAL31SO	TAL41DE	TAL41SST	TAL41LST	TAL41SO
	Soft Triangle Occasional Low Level 20" x 20"	Soft Triangle Occasional Low Level 37.5" x 37.5"	Soft Rectangle Occasional Low Level 47" x 23.5"	Soft Oval Occasional Low Level 28" x 16"	Delta Occasional Table 33.5" x 19"	Soft Triangle Occasional Table 20" x 20"	Soft Triangle Occasional Table 37.5" x 37.5"	Soft Oval Occasional Table 28" x 16"
Weight	❑	❑	❑	❑	❑	❑	❑	❑
Laminate faced top, 1" MDF core with clear finish edge detail *1	●	●	●	●	●	●	●	●
Tubular steel column finished in Black powder coat *2	●	●	●	●	●	●	●	●
Polished Aluminum base	●	●	●	●	●	●	●	●
Teflon glides for easy movement	●	●	●	●	●	●	●	●

Optional features:

1. Table edge profile can be stained in Solid Black, Espresso and Solid White	+\$25	+\$25	+\$25	+\$25	+\$25	+\$25	+\$25	+\$25
2. Tubular steel column available in White, Slate Gray or Bronze powder coat	+\$0	+\$0	+\$0	+\$0	+\$0	+\$0	+\$0	+\$0

* Please see page 232 for Table Edge Finishes, page 234-235 for Table Metal Finishes & adjacent page to table top finish instructions

dimensions— OH - Overall Height OD - Overall Depth OW - Overall Width



Code		Edge	Laminate	
			A (28)	B (28)
TAL21SST	<ul style="list-style-type: none">Soft triangleLow levelOccasional15.75" h x 20" x 20"	28	608	680
TAL21LST	<ul style="list-style-type: none">Soft triangleLow levelOccasional15.75" h x 37.5" x 37.5"	28	833	933
TAL22SR	<ul style="list-style-type: none">Soft rectangleLow levelOccasional15.75" h x 47" x 23.5"	28	1224	1370
TAL31SO	<ul style="list-style-type: none">Soft ovalOccasional19.75" h x 28" x 16"	28	660	739
TAL41DE	<ul style="list-style-type: none">DeltaOccasional25.5" h x 33.5" x 19"	28	707	793
TAL41SST	<ul style="list-style-type: none">Soft triangleOccasional25.5" h x 20" x 20"	28	614	689
TAL41LST	<ul style="list-style-type: none">Soft triangleOccasional25.5" h x 37.5" x 37.5"	28	839	940
TAL41SO	<ul style="list-style-type: none">Soft ovalOccasional25.5" h x 28" x 16"	28	664	744

A, B = Grade A & B Laminate Range	See Page 236 for Grade A & B Laminate Options	All prices listed in US \$
Edge 28 = Edge Detail	See Page 231 for Table Edge Details	
Non-Stock Table Top Finishes	See Page 230 for Non-Stock Table Top Information	

Wave – Low Level Tables

Design –Carsten Schmidt & Jens Bredsdorff

Wave is an elegant, poetic and minimalistic table constructed using a detailed Stainless steel frame and a diffused glass top. The overall effect is a balanced design that will look stylish in any commercial space.

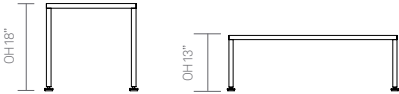


standard & optional features

<div><div>● Standard feature</div><div>❑ Not available</div></div>			
	A450-44	A451-104	A452-1010
	Square Low Level 19" x 19"	Rectangle Low Level 40" x 19"	Square Low Level 40" x 40"
Weight	15lbs	20lbs	❑
0.25" toughened glass top, sand blasted and ritek coated on underside	●	●	●
Self finish square tubular Stainless steel frame	●	●	●
Height adjustable feet	●	●	●

** Please see page 234-235 for Table Metal Finishes*
Please see pages 126-127 for the full range of Wave benches

dimensions— OH - Overall Height OD - Overall Depth OW - Overall Width



	Edge		Glass (56)	
A450-44 <div><div>• Square</div><div>• Low level</div><div>• 18"h x 19" x 19"</div></div>		56	1811	
A451-104 <div><div>• Square</div><div>• Low level</div><div>• 13"h x 40" x 19"</div></div>		56	2087	
A452-1010 <div><div>• Square</div><div>• Low level</div><div>• 13"h x 40" x 40"</div></div>		56	2503	

Edge 56 – Edge Detail

See Page 231 for Table Edge Details

All prices listed in US \$



Acoustics


To specify your item

Please see **instructions on each page** on how to specify each individual product

When ordering, please ensure that you send us all this information, for us to correctly fulfill your requirements.

Camira Synergy

Fabrics – Allermuir



Summon



Lateral




Gather




Pact




Append



Regard




Support



Kinship



Group




Guild



Alike



Sync



Collaborate




Fellowship



Process



Compound




Mutual




Work




Combo



Share



Affix



Serendipity



Level



Chemistry

Baudot - Zero

Design – Allermuir

The double-sided domed acoustic panel is the most adaptable and visually striking product within the Baudot range. With height adjustability and a dense concrete base with a small footprint, the Baudot Zero modules can be reconfigured to adapt to changing environments and activities.



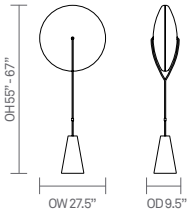
standard & optional features

<div><div><div>● Standard feature</div><div>□ Not available</div></div></div>	<div><div>BDZ1</div><div>Freestanding</div></div>
Weight	42lbs
Foam construction	●
Upholstered in acoustically tested fabric	●
Steel stem finished in Black powder coat	●
Cornish granite concrete cast base	●
Height adjustable	●
Felt base pads	●
Optional features:	
Two-tone upholstery	+ \$50

Zero - Freestanding

Fabric: Camira Synergy		
<div><div>BDZ1</div><div>• Freestanding</div></div>	1820	
* Please see page 221 for Camira Synergy fabric options		All prices listed in US \$

dimensions— OH - Overall Height OD - Overall Depth OW - Overall Width



Baudot - Zero

Design – Allermuir

A domed wall mounted shape to improve acoustics without losing floor space. Available in a combination of three sizes and 24 colors, Baudot Wall diffuses noise by both absorbing and deflecting sound, while adding visual interest to walls.



standard & optional features

● Standard feature

❑ Not available

	BDZ2	BDZ3	BDZ4	BDZ5	BDZ6	BDZ7
	Wall Mounted 20" dia	Wall Mounted Wood Frame 19.75" dia	Wall Mounted 30" dia	Wall Mounted Wood Frame 29.75" dia	Wall Mounted 39.75" dia	Wall Mounted Wood Frame 39.25" dia
Weight	5lbs	5lbs	9lbs	9lbs	18lbs	18lbs
Foam construction	●	●	●	●	●	●
Solid ash frame with a clear finish *1	❑	●	❑	●	❑	●
Upholstered in acoustically tested fabric	●	●	●	●	●	●

Optional features:

1. Solid ash frame can be stained or color washed	❑	+\$38	❑	+\$38	❑	+\$38
---	---	-------	---	-------	---	-------

* Please see page 221 for Camira Synergy fabric options & 246-247 for Seating- Wood Finishes (frame colors)

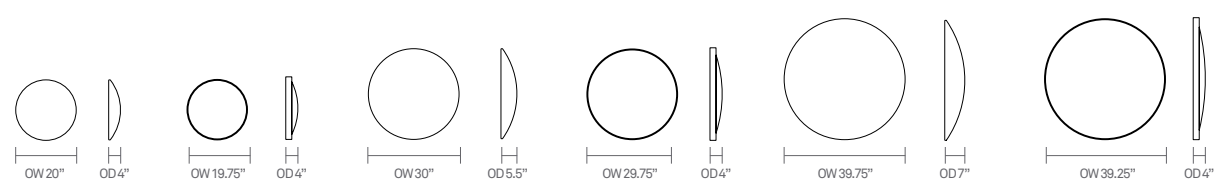
Zero - Wall Mounted

	Fabric: Camira Synergy
BDZ2 <ul style="list-style-type: none">Wall Mounted20" dia	255
BDZ3 <ul style="list-style-type: none">Wall MountedWood frame19.75" dia	459
BDZ4 <ul style="list-style-type: none">Wall Mounted30" dia	402
BDZ5 <ul style="list-style-type: none">Wall MountedWood frame29.75" dia	636
BDZ6 <ul style="list-style-type: none">Wall Mounted39.75" dia	698
BDZ7 <ul style="list-style-type: none">Wall MountedWood frame39.25" dia	914



All prices listed in US\$

dimensions— OH - Overall Height OD - Overall Depth OW - Overall Width



Baudot - Strings

Design – Allermuir

Baudot Strings provides an attractive alternative solution to screening whilst noticeably improving the acoustics within a space. Constructed from extruded aluminum poles surrounded by foam and fabric, Strings provide an excellent surface to absorb and diffuse sound waves. With 24 fabric colors and various heights available, interior designers can create an arrangement to fit in any environment.



standard & optional features

● Standard feature ❑ Not available	BDSR20 Rectangular Base 39.25" x 11"	BDS20A 70.75" High Uprights x5	BDS20B 67" High Uprights x5	BDS20C 63" High Uprights x5	BDS20D 59" High Uprights x5
	❑	110lbs	❑	❑	❑
Weight	❑	110lbs	❑	❑	❑
Steel base plate finished in Black powder coat	●	❑	❑	❑	❑
Upholstered uprights finished in acoustically tested fabric	❑	●	●	●	●

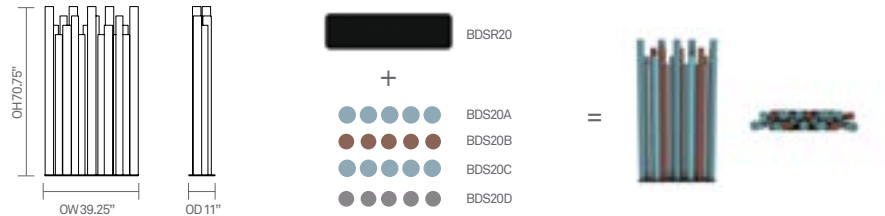
Code	Base Plate	Total Unit Price (\$)
BDSR20 <ul style="list-style-type: none">• Rectangular base• 39.25" x 11"	1	3644
Fabric: Camira Synergy		
BDS20A <ul style="list-style-type: none">• 70.75" high x 3.5" dia• Uprights x5	1 set of 5 uprights	
BDS20B <ul style="list-style-type: none">• 67" high x 3" dia• Uprights x5	1 set of 5 uprights	
BDS20C <ul style="list-style-type: none">• 63" high x 3.5" dia• Uprights x5	1 set of 5 uprights	
BDS20D <ul style="list-style-type: none">• 5.9" high x 3" dia• Uprights x5	1 set of 5 uprights	



* Please see page 221 for Camira Synergy fabric options

All prices listed in US \$

dimensions — OH - Overall Height OD - Overall Depth OW - Overall Width



Baudot - Strings



Design – Allermuir

Baudot Strings provides an attractive alternative solution to screening whilst noticeably improving the acoustics within a space. Constructed from extruded aluminum poles surrounded by foam and fabric, Strings provide an excellent surface to absorb and diffuse sound waves. With 24 fabric colors and various heights available, interior designers can create an arrangement to fit in any environment.



standard & optional features

● Standard feature ❑ Not available	BDSR12 Rectangular Base 27.5" x 11"	BDS12A 70.75" High Uprights x3	BDS12B 67" High Uprights x3	BDS12C 63" High Uprights x3	BDS12D 59" High Uprights x3
	❑	70lbs	❑	❑	❑
Weight	❑	70lbs	❑	❑	❑
Steel base plate finished in Black powder coat	●	❑	❑	❑	❑
Upholstered uprights finished in acoustically tested fabric	❑	●	●	●	●

Code	Base Plate	Total Unit Price (\$)	
BDSR12 <ul style="list-style-type: none">Rectangular base27.5" x 11"	1	2416	
Fabric: Camira Synergy			
BDS12A <ul style="list-style-type: none">70.75" high x 3.5" diaUprights x3	1 set of 3 uprights		
BDS12B <ul style="list-style-type: none">67" high x 3" diaUprights x3	1 set of 3 uprights		
BDS12C <ul style="list-style-type: none">63" high x 3.5" diaUprights x3	1 set of 3 uprights		
BDS12D <ul style="list-style-type: none">59" high x 3" diaUprights x3	1 set of 3 uprights		

* Please see page 221 for Camira Synergy fabric options

All prices listed in US \$

dimensions — OH - Overall Height OD - Overall Depth OW - Overall Width



For Instructions on how to specify your item, please see page 203

Acoustics

Baudot - Strings

Design – Allermuir

Baudot Strings provides an attractive alternative solution to screening whilst noticeably improving the acoustics within a space. Constructed from extruded aluminum poles surrounded by foam and fabric, Strings provide an excellent surface to absorb and diffuse sound waves. With 24 fabric colors and various heights available, interior designers can create an arrangement to fit in any environment.



standard & optional features

<div><div>● Standard feature</div><div>❑ Not available</div></div>					
	BDSR8 Rectangular Base 19.75" x 11"	BDS8A 70.75" High Uprights x2	BDS8B 67" High Uprights x2	BDS8C 63" High Uprights x2	BDS8D 59" High Uprights x2
Weight	❑	47lbs	❑	❑	❑
Steel base plate finished in Black powder coat	●	❑	❑	❑	❑
Upholstered uprights finished in acoustically tested fabric	❑	●	●	●	●

Code	Base Plate	Total Unit Price (\$)	
BDSR8 <ul style="list-style-type: none">Rectangular base19.75" x 11"	1	1755	
Fabric: Camira Synergy			
BDS8A <ul style="list-style-type: none">70.75" high x 3.5" diaUprights x 2	1 set of 2 uprights		
BDS8B <ul style="list-style-type: none">67" high x 3" diaUprights x 2	1 set of 2 uprights		
BDS8C <ul style="list-style-type: none">63" high x 3.5" diaUprights x 2	1 set of 2 uprights		
BDS8D <ul style="list-style-type: none">59" high x 3" diaUprights x 2	1 set of 2 uprights		

* Please see page 221 for Camira Synergy fabric options

All prices listed in US \$

dimensions— OH - Overall Height OD - Overall Depth OW - Overall Width



Baudot - Strings


Design – Allermuir

Baudot Strings in its circular variant complements the screen version whilst noticeably improving the acoustics within a space. Constructed from extruded aluminum poles surrounded by foam and fabric, Strings provide an excellent surface to absorb and diffuse sound waves. With 24 fabric colors and various heights available, interior designers can create an arrangement to fit in any environment.



standard & optional features

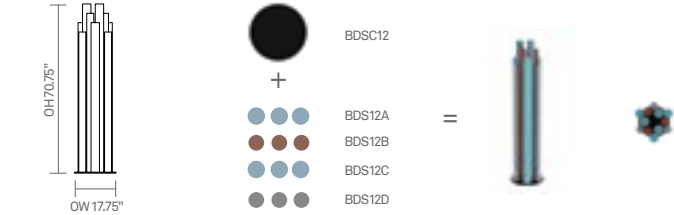
<div><div>● Standard feature</div><div>❑ Not available</div></div>					
	BDSC12 Circular Base 17.75" dia	BDS12A 70.75" High String x3	BDS12B 67" High String x3	BDS12C 63" High String x3	BDS12D 59" High String x3
Weight	❑	❑	❑	❑	❑
Steel base plate finished in Black powder coat	●	❑	❑	❑	❑
Upholstered uprights in acoustically tested fabric	❑	●	●	●	●

Code	Base Plate	Total Unit Price (\$)	
BDSC12 <ul style="list-style-type: none">• Circular base• 17.75" dia	1	2374	
Fabric: Camira Synergy			
BDS12A <ul style="list-style-type: none">• 70.75" high x 3.5" dia• Uprights x3	1 set of 3 uprights		
BDS12B <ul style="list-style-type: none">• 67" high x 3" dia• Uprights x3	1 set of 3 uprights		
BDS12C <ul style="list-style-type: none">• 63" high x 3.5" dia• Uprights x3	1 set of 3 uprights		
BDS12D <ul style="list-style-type: none">• 59" high x 3" dia• Uprights x3	1 set of 3 uprights		

* Please see page 221 for Camira Synergy fabric options

All prices listed in US \$

dimensions— OH - Overall Height OD - Overall Depth OW - Overall Width



Allermuir

Allermuir is one of the leading manufacturers of high quality contemporary contract furniture.

Allermuir products have been available in the U.S.A. and Canada for many years. We have established our own manufacturing facility in Maumee, Ohio where we manufacture and provide sales support for our North American customers.

Many items are available for Quick Ship delivery. Please refer to the separate Quick Ship brochure for details of all products in this program available for dispatch after 12 days.

Ordering Information

All orders should be placed with: Allermuir 4111 N. Jerome Road, Maumee Ohio 43537
Phone: (419)887.5806
Toll free: (888)887.5806
Fax: (419) 887.5805

Please contact an Allermuir Internal Sales Support team member, to verify inventory and production schedules and to ensure requested ship date prior to placing large quantity orders.

Check List for Ordering Furniture

To avoid delay in order processing, please ensure the following information is included with your purchase order.

- 1. Quantity
- 2. Item number
- 3. Finish
- 4. Fabric pattern, color & application instructions: if applicable
- 5. Your purchase order number
- 6. Shipping destination
- 7. Shipping instructions: if applicable

Payment Terms

Non-account customers:
A 50% deposit is required with order, with balance due prior to shipment

Account customers:
Payment terms are 30 days from date of invoice

Non standard products:
50% deposit is required with order to begin production.

Freight Delivered Program

To delivery locations in the continental United States and Canada, all pricing in this specification guide freight is FOC (free of charge) in excess of over \$4,000.00 list. FOC standard delivery is provided via common carrier which is included in the product pricing. Order minimums do apply:

- Orders of less than \$4,000 list will be assessed a handling charge of \$95 net per order.

FOC Standard Freight Delivered pricing does not include inside delivery, installation, unpacking, removal or disposal of cartons and/or packaging materials. Should additional charges be incurred by Allermuir due to delivery issues after initial billing, the purchaser is liable for the additional charge and will be invoiced.

Should the purchaser choose to provide their own transportation, their purchase order must clearly state CUSTOMER PICK-UP. Allermuir will notify the customer when the product is ready for pick up and the customer is required to arrange for pick within 5 business days of the notified availability date. Failure to pick up goods within the time frame is subject to additional warehousing fees.

All shipments are F.O.B. point of shipment, freight prepaid and allowed, excluding fuel surcharges. Shipments outside of the Continental United States and Canada are freight prepaid and allowed to port of exit. Allermuir reserves the right to select the most appropriate carrier and routing on all shipments that are shipped FOC delivered pricing. Allermuir reserves the right to implement a fuel surcharge.

Any charges arising from failure to receive a shipment, rerouting while in transit, or carrier storage charges are not included in prices or quotations and are subject to additional charge.

Orders requiring special services are subject to an additional charge. These services include:

• Re-consignment from original destination to new destination will incur \$35 plus \$3.00 per mile net

Refused/Returned Freight
- Freight refused at destination and returned to Allermuir - Double Freight Cost

- Freight refused at time of delivery; returned to Allermuir to deliver at a later date - Triple Freight Cost

- Detention Fees (after 2 hours of waiting) - \$85 net per hour

• Weekend delivery available Friday after 3:00 p.m. through Sunday night and or Holiday - Call Allermuir internal sales support for quote

• Change of Tags/Address/Phone numbers on Shipments that have already departed - \$50 net

• Inside delivery \$50 net

• Lift gate delivery (for orders that cannot accommodate dock height trucks) - \$85 net

Allermuir products are carefully inspected before they are packaged for shipment. Allermuir is not responsible for items damaged during shipment. The transportation company assumes the responsibility of delivering the goods in good condition when the bill of lading is signed. DO NOT refuse merchandise damaged in transit. Instead make note on the delivery receipt of damage and contact Allermuir Internal Sales Support. Concealed damage must be reported within 10 business days after receiving the shipment.

Returned shipments need to have return authorization from Allermuir and returned merchandise is subject to a 25% restocking fee. Authorized Returned Merchandise must be returned unused and in the original shipping carton with proper inter-packing materials. Returned items must be forwarded with transportation prepaid.

Allermuir will ship completed goods on or before the acknowledged ship date. Orders that are delayed from shipping by customers request may incur storage fees of \$10 per pallet/day if the goods are delayed more than 10 business days from acknowledged ship date.



Finishes

Reference

Textiles

Green Hides Leather, Elmosoft Leather, Momentum Textiles, Knoll, Maharam, Camira, Designtex, Ultrafabrics

–

Plastics - Seating

Casper, Soul, Tonina

–

PU - Seating

JoJo, Kojak, Quincy

–

Wood Finishes - Seating

Color washes based on Beech, Wood stains based on Beech, Wood Veneers, Scoop Veneers and Laminates

–

Metal Finishes - Seating

Standard Metal Finishes, Select Mineral Finishes, Mozaik Metal Finishes, Tarry Metal Finishes

–

Wood Leg Finishes - Tables

Color washes based on Beech, Wood stains based on Beech

–

Metal Finishes - Tables

Standard Metal Finishes, Select Mineral Finishes, Host Metal Finishes, Mozaik Metal Finishes, Pache Metal Finishes

–

Top Finishes - Tables

Laminate Surface Finishes, TFL Surface Finishes, Solid Surface Finishes, Linoleum Finishes, Solid Wood Finishes, Color washes based on Beech, Wood stains based on Beech

Fabric color matching:
Allermuir does not guarantee and will not assume responsibility for the fastness of colors or wearing qualities of any material.

Due to dye lot variations, colors may not match exactly. Any adjustments made will depend upon the fabric manufacturer’s willingness to stand behind their product.

Fabric puddling:
The content of certain fabrics makes these fabrics susceptible to puddling and wrinkling over which Allermuir has no control. Changes in weather, humidity and continued use can affects these fabrics.

Directional fabrics:
Fabrics such as stripes, plaids and large scale patterns may not meet expectations due to certain sewing patterns, contoured shapes and seams. When required we will upholster to customer specification but such orders are not subject to return. If you have a question or concern about fabric application to any of our products please contact your Internal Sales Support team member and submit a fabric sample for approval prior to placing an order.

Two-tone upholstery
Some products are available in two-tone contrasting upholstery. For pricing purposes price using the highest fabric group selected and add the two-tone option upcharge per unit. For Soft Seating we require a two-tone specification sheet to be submitted for each product to ensure we have interpreted your requirements correctly.

COM/COL Ordering Instructions:
ALL COM and COL fabrics must be submitted to Allermuir for preliminary approval prior to shipment of fabric or leather.

Allermuir’s approval signifies only that such materials can be applied to the products for which they are intended. This approval does not constitute any responsibility nor any warranty on the part of Allermuir as to the appearance, behavior or durability of the COM and/or COL. Allermuir reserves the right to reject any fabrics that, in Allermuir’s opinion, are unsuitable for application.

Send standard industry memo sample to:
Allermuir,
Attn: Internal Sales Support,
4111 N. Jerome Road
Maumee Ohio 43537

Please tag memo sample for which product it is to be tested, also include your contact information.

Include application instructions for striped, plaid, patterned, or large scale repeats. In the absence of specific written instructions, fabrics will be cut, seamed and applied at our discretion and at the customer’s own risk.

COM/COL orders will only be scheduled for production only upon receipt of production yardage.

Excess COM/COL materials will be discarded at the discretion of Allermuir unless otherwise instructed by the customer at the time of purchase.

54” Fabric with a Print or Stripe Repeats:
Repeat: Increase COM Requirements:
1” – 7” 11%
8” – 13” 18%
14” – 21” 21%
22” – 27” 25%
27” – above
Contact Internal Sales Support team member

COM/COL Shipping and Receiving Instructions:
All approved COM/COL materials must ship to the following location and be tagged with dealer name and purchase order on all packing lists. Ship all materials to
Allermuir,
4111 N. Jerome Road
Maumee Ohio 43537

Additional fabric finish options:
Allermuir will add additional finishes to fabrics, included but not limited to Alta, NanoTex, DuraBloc or InCase. In these cases please increase your fabric grade by 1 grade to cover the cost. For example, if you have selected a Grade 2 fabric and would like to add InCase, please use Grade 3 pricing. Also, please make sure your PO clearly states that you would like to add the InCase treatment. This additional treatment will add approximately 2 – 3 weeks to Allermuir’s standard lead time.

Zipper Colors:
Allermuir will make every effort to match zippers to the fabric the best we can, whether it’s graded in or COM/COL fabrics.



Allermuir has partnered with Green Hides Leather Studio. Green Hides is available through Allermuir on upholstered products. Specify Allermuir’s product in the corresponding grade of the desired fabric, and Allermuir will handle ordering the fabric from Green Hides. All orders are subject to the availability of material from Green Hides. Please note not all leathers are approved for use on all Allermuir products. Please contact your Sales Support Team Member to ensure the fabric is approved for use.

Pattern	Grade
Lena	A
Vulcano	A
Tango	A
Sierra	A

For more information and memo samples of these or other Green Hides leathers, please refer to your Green Hides library, call Green Hides’ Sample Department or visit their website - www.greenhides.com



Allermuir has partnered with Elmo Leather is available through Allermuir on upholstered products. Specify Allermuir’s product in the corresponding grade of the desired fabric, and Allermuir will handle ordering the fabric from Elmo Leather. All orders are subject to the availability of material from Elmo Leather. Please note not all leathers are approved for use on all Allermuir products. Please contact your Sales Support Team Member to ensure the fabric is approved for use.

Pattern	Grade
Elmosoft	B

For more information and memo samples of these or other Elmo Leather, please refer to your Elmo Leather library, call Elmo Leathers’ Sample Department or visit their website - www.elmoleather.com

Fabric Partners



<p>Allermuir has partnered with Momentum Group. The Momentum Textile Collection is available through Allermuir on upholstered products. Specify Allermuir’s product in the corresponding grade of the desired fabric, and Allermuir will handle ordering the fabric from Momentum. All orders are subject to the availability of material from Momentum. Please note not all Momentum fabrics are approved for use on all Allermuir products. Please contact your Sales Support Team Member to ensure the fabric is approved for use.</p>	Pattern	Grade	Pattern	Grade	Pattern	Grade
	Ace	2	Free	3	Tetra+	4
	Agora II+	4	Graph	3	Torque	9
	Align	8	Grid	2	Tradition	1
	Amuse	4	Habit	2	Twist	9
	April	6	Hearsay	8	Vox	2
	Arrange	9	Hive+	7	Weaving Palettes	8
	Audio	8	Hue	3	Whim	8
	Audubon	9	Icon+	7		
	Beeline+	4	Infinity	2		
<p>For more information and memo samples of these or other Momentum fabrics, please refer to your Momentum library, call Momentum’s Sample Department or visit their website - www.momtex.com</p>	Beep	4	Interim	8		
	Boom II+	5	Intermix II	5		
	Boxcar	8	Keynote	5		
	Bravo II	4	Kindred+	7		
	Brisk	8	Malmo	9		
	Cairns	9	Marathon	3		
	Camber	8	Marcel	9		
	Canter+	2	Millennium	3		
	Carlo	9	Nagoya	9		
	Cashmere II+	4	Nifty+	4		
<p>+ coated fabric upholstery</p>	Channel	5	Oath	5		
	Chipper	8	Odyssey	1		
	Core	1	Perk	1		
	Cover Cloth	3	Propensity II	3		
	Crossing Colors	9	Prospect	6		
	Cycle+	5	Row+	5		
	Dash	8	Silica+	8		
	Decode	2	Silica Etch+	8		
	Delve	7	Silica Leather+	8		
	Drawing Lines	9	Silica Tech+	8		
<p>Not all fabrics are suitable for upholstery on all Allermuir products, please contact your local sales rep or Sales Support team member for assistance</p>	Elevate	9	Skip	3		
	Eon+	3	Solace	3		
	Epic	3	Sort	9		
	Faux Felt	5	Spin	8		
	Flux	9	Synergy	5		
	Focal	4	Syntax	2		
	Foray+	5	Tesla	8		

Fabric Partners



<p>Allermuir has partnered with KnollTextiles Collection. KnollTextiles are available through Allermuir on upholstered products. Specify Allermuir’s product in the corresponding grade of the desired fabric, and Allermuir will handle ordering the fabric from KnollTextiles. All orders are subject to the availability of material from KnollTextiles. Please note not all KnollTextiles are approved for use on all Allermuir products. Please contact your Sales Support Team Member to ensure the fabric is approved for use.</p>	Pattern	Grade	Pattern	Grade
	Abacus	8	Tight Rope+	7
	Atelier	10	Tower Grid	7
	Atlas+	9	Trophy	4
	Axiom+	6	Ultrasuede	10
	Belize	8	Venue	5
	Biscayne	9	Vibe+	6
	Century	10	Westwood	6
	Chance	5	Wide Angle	9
	Chroma	8	Zoom	10
<p>For more information and memo samples of these or other KnollTextiles, please refer to your KnollTextile library, call KnollTextile Sample Department or visit their website - www.knolltextile.com</p>	Classic Boucle	9		
	Commuter Cloth	3		
	Dahlia CR	9		
	Dovetail	8		
	Durand	8		
	Eclat Weave	10		
	Ferry	5		
	Forza+	8		
	Gala II	7		
	Highland	9		
<p>+ coated fabric upholstery</p>	Hourglass	4		
	Intrigue	9		
	Journey	6		
	Keaton	5		
	Knoll Felt	8		
	Knoll Hopsack	7		
	Melange	10		
	Night Life	9		
	Noble	8		
	Roundtrip	9		
<p>Not all fabrics are suitable for upholstery on all Allermuir products, please contact your local sales rep or Sales Support team member for assistance</p>	Rush Hour	6		
	Smart+	8		
	Sonnet	5		
	Spot On	9		
	Sutton	5		
	Swing	9		
	Synth	5		

maharam

Allermuir has partnered with Maharam. Maharam is available through Allermuir on upholstered products. Specify Allermuir’s product in the corresponding grade of the desired fabric, and Allermuir will handle ordering the fabric from Maharam. All orders are subject to the availability of material from Maharam. Please note not all Maharam fabrics are approved for use on all Allermuir products. Please contact your Sales Support Team Member to ensure the fabric is approved for use.	Pattern	Grade	Pattern	Grade	Pattern	Grade
	Alloy+	6	Houndstooth	10	Tonus Meadow by Kvadrat	9
	Anagram	9	Knot	11	Trait	8
	Arabesque	11	Lariat+	3	Vestige	7
	Article+	5	Ledger+	6		
	Basel by Kvadrat	8	Manner	2		
	Bitmap+	6	Matrix by Kvadrat	10		
	Blip	8	Medium	2		
	Bright Angle	10	Messenger	2		
	Bright Cube	10	Metric	2		
For more information and memo samples of these or other Maharam fabrics, please refer to your Maharam library, call Maharam’s Sample Department or visit their website - www.maharam.com	Bright Grid	10	Micro+	6		
	Brim	9	Milestone	2		
	Canvas by Kvadrat	8	Mimic+	9		
	Cartouche	8	Mineral	8		
	Centric	9	Mode	5		
	Chalet	9	Octave	9		
	Chime+	6	Pick	2		
	Chock	8	Pitch+	7		
	Clara II by Kvadrat	8	Pocket	8		
	Coda by Kvadrat	10	Regatta	9		
+ coated fabric upholstery	Colline by Kvadrat	9	Remix by Kvadrat	8		
	Colorwheel	10	Rule	9		
	Compound+	8	Scuba+	7		
	Compound+	8	Sequence	7		
	Couple	9	Skein	5		
	Crew	9	Soft Tweed	10		
	Crush	8	steelcut by Kvadrat	9		
	Cursive	10	steelcut Trio by Kvadrat	9		
	Divina by Kvadrat	9	Strum	8		
	Divina MD by Kvadrat	9	Sudden+	8		
Not all fabrics are suitable for upholstery on all Allermuir products, please contact your local sales rep or Sales Support team member for assistance	Divina Melange by Kvadrat	9	Telary	10		
	Enmesh+	7	Tilt	8		
	Hallingdale by Kvadrat	9	Tonica by Kvadrat	8		
	Hero by Kvadrat	8	Tonus by Kvadrat	9		
The Kvadrat Collection is stocked in Europe & will require an additional 3 week lead time						



Allermuir has partnered with Camira. Camira is available through Allermuir on upholstered products.	Pattern	Grade	Pattern	Grade
	24/7 Flax	4	Rivet	1
	Aquarius	4	Silk	5
	Blazer	5	Stripes	6
	Blazer Quilt Channel	7	Synergy	4
	Blazer Quilt Hourglass	7	Track	5
	Canopy	3	Trail	5
	Century	6		
	Craggan	6		
	Ebb	4		
Specify Allermuir’s product in the corresponding grade of the desired fabric, and Allermuir will handle ordering the fabric from Camira. All orders are subject to the availability of material from Camira. Please note not all Camira fabrics are approved for use on all Allermuir products. Please contact your Sales Support Team Member to ensure the fabric is approved for use.	Flow	4		
	Halcyon Aspen	5		
	Halcyon Blossom	6		
	Halcyon Cedar	5		
	Halcyon Linden	5		
	Halcyon Poplar	5		
	Hebden	5		
	Hemp	4		
	Honeycomb	4		
	Individuo	5		
For more information and memo samples of these or other Camira fabrics, please refer to your Camira library, call Camira’s Sample Department or visit their website - www.camirafabrics.com	Landscape Balance	5		
	Landscape Contact	5		
	Landscape Synergy	4		
	Main Line Flax	4		
	Mill Gravity	1		
	Mill Haven	1		
	Manhattan	1		
	Nettle Aztec	6		
	Nettle Nomad	6		
	Nettle Traveller	6		
+ coated fabric upholstery	Nexus	3		
	Oxygen	4		
Not all fabrics are suitable for upholstery on all Allermuir products, please contact your local sales rep or Sales Support team member for assistance	Patina	4		

DESIGNTEX

Allermuir has partnered with DesignTex. DesignTex is available through Allermuir on upholstered products. Specify Allermuir’s product in the corresponding grade of the desired fabric, and Allermuir will handle ordering the fabric from DesignTex. All orders are subject to the availability of material from DesignTex. Please note not all DesignTex fabrics are approved for use on all Allermuir products. Please contact your Sales Support Team Member to ensure the fabric is approved for use.	Pattern	Grade	Pattern	Grade
	Annex+	6	Rocket	3
	Appleseed	7	Rothestay	9
	Aster	10	Round Leaves	10
	Beguiled by the Wild	8	Rove+	8
	Big Dot	8	Rumeli+	6
	Billiard Cloth	7	Samba	9
	Birch Bark Plaid	9	Samba Otra Vez	9
	Boucle	6	Sorano+	4
	Caiman+	6	Striae	6
	Cascadia	6	Sunburst	10
	Cestino	9	Versed	6
	Concept	9	Vivid	3
	Converge	8		
	Cut & Paste	9		
	Delaine	7		
	Faux Sure+	8		
	Flux	8		
	Fuse+	8		
	Gamut	4		
	Gradate	9		
	Heather	10		
	Linari	4		
	Lolland	10		
	Loop to Loop	9		
	Ludington+	3		
	Luster	8		
	Majolica	10		
	Melange	6		
	Mingle	8		
	Modern Tweed	10		
	Opulent	4		
	Parga+	5		
	Pennington	9		
	Pigment	9		
	Pika	5		
	Pivot+	6		


Ultrafabrics.

Allermuir has partnered with Ultrafabrics. Ultrafabrics is available through Allermuir on upholstered products. Specify Allermuir’s product in the corresponding grade of the desired fabric, and Allermuir will handle ordering the fabric from Ultrafabrics. All orders are subject to the availability of material from Ultrafabrics. Please note not all Ultrafabrics fabrics are approved for use on all Allermuir products. Please contact your Sales Support Team Member to ensure the fabric is approved for use.	Pattern	Grade
	Brisa HP+	6
	Brisa Distressed+	9
	Brisa Distressed Indoor/Outdoor+	9
	Brisa Fresco+	9
	Brisa Outdoor+	9
	Ultraleather Fusion +	9
	Ultraleather Fusion Shimmer+	9
	Ultraleather Linen+	9
	Pony+	9
	Ultraleather Promessa+	6
	Ultraleather Promessa Outdoor+	9
	Strada+	5
	Toscana+	5
	Uccello+	9
	Ultraleather+	9
	Ultraleather Pearlized+	9
	Ultraleather Pro+	7
	Viva+	7

For more information and memo samples of these or other Ultrafabrics fabrics, please refer to your Ultrafabrics library, call Ultrafabrics’ Sample Department or visit their website - www.ultrafabricsllc.com	
+ coated fabric upholstery	
Not all fabrics are suitable for upholstery on all Allermuir products, please contact your local sales rep or Sales Support team member for assistance	

Seating– Plastic Finishes

Casper
page 78-81



Back to Black

Slate Gray

Smoke Gray

White as Snow

Turtle Dove


Vintage Red

Ruby Red

Blue Skies

**Available with matching powder coat frames*

Soul
page 120-121



Dark Gray


Smoke Gray

White as Snow

Blue Skies

**Chair Frame Colors (A780 and A783 only available in White)*

Tonina
page 124-125



Back to Black

Touch of Gray

White as Snow

Orange Crush

Blue Skies

Mellow Yellow

Seating– PU Finishes

JoJo
page 94-95



Slate Gray


Pure White

Nut Brown

Turtle Dove

Honey Yellow

Kojak
page 96-97



Back to Black

Charcoal Gray

Turtle Dove

Ruby Red

Fern Green

Blue Skies

**Available with matching powder coat frames*

Quincy
page 116-117



Slate Gray

Pure White

Nut Brown


Turtle Dove

Honey Yellow


Seating– Wood Finishes

Wood Veneers







Beech




Maple
(Wave)




White Tinted
Alpi Oak
(JoJo)



Natural Oak



Alpi Walnut
(Curve, JoJo)



Walnut
(Phoulds)

Wood Stains
Based on Beech





Wenge



Dark Walnut



American
Walnut



American
Cherry



White Oak



Clear

Color Washes
Based on Beech





White as Snow
Wash



Back to Black
Wash



Slate Gray
Wash



Smoke Gray
Wash



Vintage Red
Wash



Ruby Red
Wash



Fern Green
Wash



Peacock Green
Wash



Blue Skies
Wash



Sapphire Blue
Wash



Orange Crush
Wash



Mellow Yellow
Wash



Nut Brown
Wash



Turtle Dove
Wash



Sherbet Yellow
Wash




Blush Pink
Wash


Seating– Wood Finishes

Veneers & Laminates
Scoop







Beech




Alpi



Black




Gray



White

Seating– Metal Finishes

Standard Metal Finishes




Chrome/
Polished
Aluminum




Silver/M04




Silver




Bronze



Black




Slate Gray



White

Select Mineral Finishes



Mineral Night



Mineral Stone



Mineral Forest



Mineral Olive



Mineral Clay



Mineral Berry



Mineral Spice



Mineral Sand

**Conic & Open only*


Metal Finishes
Mozaik



Black



Pebble




White




Coral

Metal Finishes
Tarry



Black



Ceramic White

Seating– Stitch Detail

Stitch Detail




Railroad Stitch

Stitch Detail Colors



Black



White




Red



Light Gray



Dark Gray



Cream

Non-Stock Table Top Finishes
Ordering Instructions:


In addition to Allermuir’s standard graded-in table top finishes, non-stock laminates and solid surfaces are available.

Please contact US Customer Service to confirm availability and to request pricing.
Phone (419)887.5806
Toll free (888)887.5806

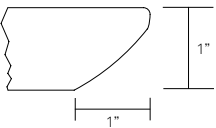
The full product specification is needed at the time of your call including the manufacturer’s name, pattern name, product number and finish.

We may require a sample to be mailed to our corporate headquarters to ensure the material meets our quality standards. Allermuir reserves the right to reject any non-stock top material that, in Allermuir’s opinion, is unsuitable for application.

Samples can be sent to:
Allermuir
Attn: Internal Sales Support
4111 N. Jerome Road
Maumee, Ohio 43537



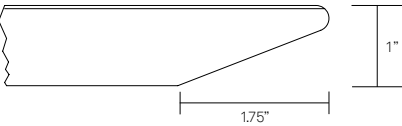
Edge Detail # 11
1” MDF core, specified laminate face & counterbalance with convex edge. The edge is finish clear as standard or can be stained.



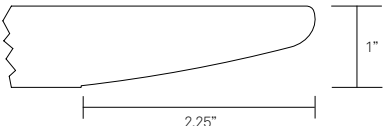
Edge Detail # 28
HPL laminate over a 1” MDF core counter balanced. The edge is cut back with a chamfer. The edge is clear finish as standard or can be stained.



Edge Detail # 33
0.75” ply core, specified laminate or linoleum face and counterbalanced with a flat edge, and clear finish or 1” ply core, specified laminate or linoleum face and counterbalanced with a flat edge, clear finish.



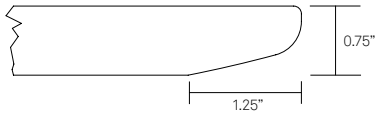
Edge Detail # 37
HPL laminate over a 1” MDF core counter balanced. The edge is cut back with a chamfer. The edge is clear finish as standard or can be stained.



Edge Detail # 38
HPL laminate over a 1” MDF core counter balanced. The edge is cut back with a chamfer. The edge is clear finish as standard or can be stained.




Edge Detail # 41
0.5” solid surface - Design range.



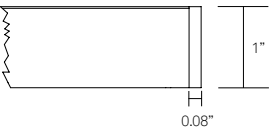
Edge Detail # 43
0.75” solid wood.



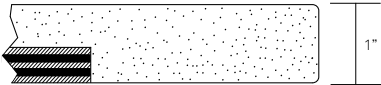
Edge Detail # 46
1” MDF core, specified melamine face and counterbalance. The edge is clear finish as standard.



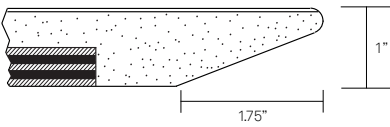
Edge Detail # 56
Profile available in:
0.4” - toughened glass sand blasted Ritek coated on underside Polished edges. Solid core laminate with Polished edge.




Edge Detail # 69
HPL laminate over a 1” MDF core with matching or solid PVC edge.



Edge Detail # 80
Solid surface 1” thick backed with hardwood plywood.



Edge Detail # 82
Solid surface 1” thick backed with hardwood plywood.



Edge Detail # 90
HPL laminate face and 3.5” built down edge.

Table– Edge Finishes

Edge Stains




Standard



Clear


Optional



Solid Black



Espresso



Solid White

Contrast Edges



Ply Effect




Silver Ply Effect

**Famiglia Work Tables only*

Table– Wood Leg Finishes

Wood Stains
Based on Beech



Wenge



Dark Walnut



American Walnut



American Cherry



White Oak



Clear

Color Washes
Based on Beech



White as Snow Wash



Back to Black Wash



Slate Gray Wash



Smoke Gray Wash



Vintage Red Wash



Ruby Red Wash



Fern Green Wash



Peacock Green Wash



Blue Skies Wash



Sapphire Blue Wash



Orange Crush Wash



Mellow Yellow Wash



Nut Brown Wash



Turtle Dove Wash




Sherbet Yellow Wash



Blush Pink Wash

Table– Metal Finishes

Standard Metal Finishes




Chrome/
Polished
Aluminum



Silver/M04




Silver




Bronze



Black




Slate Gray



White

Select Mineral Finishes




Mineral Night



Mineral Stone



Mineral Forest



Mineral Olive



Mineral Clay



Mineral Berry



Mineral Spice



Mineral Sand


**Conic Tables, Mimosa Tables, Open Tables Sunda 1 Tables & Sunda 2 Tables only*

Table– Metal Finishes

Metal Finishes



Vintage Red



Blue Skies



Orange Crush




Mellow Yellow



Back to Black




Touch of Gray



White as Snow


Metal Finishes



Black



Pebble




White



Coral

Metal Finishes




Black



Basalt



Sage



White



Peacock Blue



Coral

Table– Top Finishes

Grade A Laminates



Grade A - Wilsonart



River Cherry Monticello Maple Fusion Maple Black Coffee Bean North Sea



Shadow Wallaby Dove Gray Fashion Gray Designer White




steel Mesh Pewter Mesh Gilded Mesh Gray Mesh

Grade A - Formica



Chestnut Woodline Salvage Planked Elm Zebrano Oiled Walnut



Smoky Brown Pear Weathered Ash White Ash Natural Ash

Grade B Laminates



Grade B - Wilsonart




Asian Night Xanadu

Table– Top Finishes

Grade S Laminates



Grade S



Jet Black Pewter Gray Platinum Gray White




Sea Jade Powder Blue Biella Walnut Summer Oak Ash

** Famiglia Work Tables, Pache Tables and Silta Tables only*

Grade A TFL Surfaces



Grade A



Carini Walnut Mocha Autumn Strata Oak Maple Highland Oak



Beech Winter Oak Hacienda White White Light Gray Denim



Lemon Sorbet Clay (Edge 69 only)

** Famiglia Work Tables and Pache Tables only*

Table– Top Finishes

Grade A Solid Surfaces



Grade A



Lava Rock



Cameo White



Linen



Canyon



Nocturne

Grade B Solid Surfaces



Grade B



Cloud

**Famiglia Occasional Tables and Silta Tables only*



Space

**Silta Tables only*


Linoleum Surfaces



Charcoal



Pewter



Mushroom

**Famiglia Work Tables and Silta Tables only*

Solid Wood Surfaces




American White Oak



American Black Walnut

**Famiglia Occasional Tables only*

Wood Stains Based on Beech



Wenge



Dark Walnut



American Walnut



American Cherry



White Oak



Clear

**Sunda 2 Tables only*

Color Washes Based on Beech



White as Snow Wash



Back to Black Wash



Slate Gray Wash



Smoke Gray Wash



Vintage Red Wash



Ruby Red Wash



Fern Green Wash



Peacock Green Wash



Blue Skies Wash



Sapphire Blue Wash



Orange Crush Wash



Mellow Yellow Wash



Nut Brown Wash



Turtle Dove Wash



Sherbet Yellow Wash



Blush Pink Wash

**Sunda 2 Tables only*

Care and Maintenance

Periodic maintenance is necessary to ensure long term durability and customer satisfaction. All products should be closely inspected each month. If any item shows signs of structural failure it should be taken out of service immediately.

Fabric
Please follow specific manufacturing guidelines when cleaning fabric. Cleaning with an unapproved solution could damage the fabric.

Neglect is the most common cause of the premature breakdown of any upholstery fabrics. Problems occur as a result of inadequate removal of dirt, dust and grit which settles on the surface of the upholstery. If not removed, the dirt and grit will eventually penetrate the structure of the fabric. With further agitation, as a user sits on the upholstery, the dirt and grit will act like sandpaper wearing away and breaking fibers in the fabric structure. If enough fibers are broken, a hole will eventually form in the upholstery.

In the same way, pilling can occur. Pilling involves loose fibers migrating to the surface of the fabric, which with further agitation as a user sits on the chair, will curl up to form tiny bobbles of fiber. Although pilling can occur with well-maintained fabrics, it is well known that soiling agents can initiate and/or significantly accelerate pilling.

Leather
Please refer to manufacturer guidelines for conditioning and cleaning. Regular maintenance may be necessary every 3 months to keep the leather surfaces from peeling or cracking.

Plastic/felt feet
Need to be inspected and replaced if worn

Epoxy powder frames
Clean using a damp cloth with a mild solution of soap and water.

Chrome frames
Clean chrome with a good grade chrome cleaner to maintain a bright finish. Occasionally chrome leakage can occur on products that have been just delivered. Wipe down with a chrome cleaner to eliminate this.

Table tops
Clean with a soft damp cloth and mild detergent solution. Do not use abrasive cleaners.

Wood seating & tables
Wood is a natural product and owes its inherent beauty to the variations in color, texture, and grain which are not considered defects. Allermuir cannot guarantee the exact matching of colors between batches of wooden products, as wood naturally ages through time.

TFL & Laminates
TFL & Laminate tops are very resistant to normal office problems, such as tea or coffee stains. Simply wiping with a soft damp cloth will remove most stains. Should a stubborn problem arise, clean with a soft damp cloth and a mild detergent solution. Do not use abrasive cleaners. Cut back edges should be wiped with a dry cloth only.

Product Testing

Products have been extensively tested to exceed industry testing standards established by BIFMA. Products have been tested to meet or exceed the following standards as applicable:

ANSI/BIFMA x 5.4 – 2012
Lounge and Public Seating

ANSI/BIFMA x 5.4 – 2005
Lounge and Public Seating

ANSI/BIFMA x 5.1 – 2011
General Purpose Office Chairs

ANSI/BIMFA x 5.1 – 2017
General Purpose Office Chairs

Flammability
All products meet California Technical Bulletin #117.

California Technical Bulletin 117
California Technical Bulletin 117, a mandatory standard, is both an open flame test and a smoldering cigarette test for the component materials, specifically foam and fill materials, as well as upholstery.

California Technical Bulletin 133
California Technical Bulletin 133 is a very severe open flame test, mandatory for furniture sold in what is called “public occupancies” in the state of California. It should be noted that several other states have adopted California Technical Bulletin 133 for the same occupancies in their states.

All purchase orders requesting CAL TB133 must clearly state whether the need is for TB133 compliance or certification.

CAL133 TB133 Certificate
Involves a full scale test and an additional 4 weeks is required on our standard lead time. The cost of this test is \$650 net. In addition you must purchase the unit in which you would like certified with the appropriate grade fabric. You will receive a full report documenting whether the unit has passed or failed certification. If passed you will also receive a compliance certificate.

Many Allermuir products comply with California TB133. Please contact customer service for a complete list of products.

The upcharge for this is as follows:
Chair/Bar Stool
- Seat \$60 list
- Seat & back \$100 list

Cushion
- Loose cushion \$50 list

Lounge Seats
- Ottoman \$150 list
- Single seat \$150 list
- Double seat \$250 list
- Triple seat \$350 list

SCS Certification:
Please contact your Internal Sales Support Specialist for the most current certificate.



Electrical:
Where applicable electrical units used within the Allermuir product have been UL approved and/or CSA approved.

Limited Warranty

Allermuir warrants to the original purchaser that its products are free from defects in materials and workmanship for a period of ten (10) years from date of delivery, except as noted below. This warranty applies to single shift (standard 8-hour day, 5 days per week) use, and covers products delivered in the Americas: Canada, the Caribbean, Latin America, Mexico and the United States.

Exceptions

5 Years
Stacking chairs, metal chair frames, seating components including controls and adjustment mechanisms, height adjustment mechanisms and pneumatic cylinders, monitor supports and tablet arm assemblies,wood veneer and low pressure laminate (LPL) surfaces, urethane and wood edge treatments, upholstery and tailoring.

3 Years
Electrical components and power supplies,ballasts, casters, glides, exposed wood frames, marker board surfaces, granite and glass surfaces, replacement parts.

Fabric
Allermuir offers no warranty, either implied or expressed, on any fabrics or leathers used on our products. Fabrics and leathers carry warranties from the fabric manufacturer or reseller. Please refer to each reseller’s warranties before specifying. Because every fabric specification is different and application for use must be taken into consideration, Allermuir shall not be held responsible in any manner for wrong specification of fabric for tailoring, wear, durability, or light fastness.

Exclusions

- Warranty does not apply to product failure or loss resulting from:**
- Normal wear and tear.
 - Failure to apply, install or maintain products according to published Allermuir or manufacturer instructions and guidelines.
 - Abuse, misuse, neglect or accident.
 - Unauthorized alteration or modification of the product.
 - Products exposed to extreme environmental conditions or improper storage.
 - Substitution of any unauthorized components that are integral to the performance of the product.

Warranty does not cover:

- Replacement parts are covered for 3 years not to exceed the balance of the original warranty.
- Customer’s own materials including, but not limited to solid surfaces, laminates, textiles and upholstery materials, leathers, wood and wood veneers. These materials are subject to the original manufacturer’s warranties only.
- Variations in surface materials including color, grain, texture.
- Variations in leather such as scars, wrinkles, and other marks.
- Variations in wood such as color, staining, grain, scars and other marks.
- Color fastness due to aging or exposure to sunlight.
- Consumables, such as batteries, light bulbs and lamps.
- Products purchased “as is”, used or secondhand.
- Products sold by unauthorized dealers or installer

Warranty Provides Exclusive Remedies

Under this warranty, if a product fails during normal use during the warranty period as a result of a defect in materials or workmanship, Allermuir will, at its sole discretion, either repair or replace the product free of charge. If Allermuir determines the repair or replacement of the product(s) is not commercially practical, Allermuir may choose to refund the purchase price of the affected product.

This warranty applies to products purchased on or after March 1, 2016. For products purchased prior to March 1, 2016, please refer to the warranty terms and conditions in effect at that time.

THIS LIMITED WARRANTY IS THE SOLE REMEDY FOR PRODUCT DEFECT AND NO OTHER EXPRESS OR IMPLIED WARRANTY IS PROVIDED, INCLUDING BUT NOT LIMITED TO ANY IMPLIED WARRANTIES OF MERCHANTABILITY OR FITNESS FOR A PARTICULAR PURPOSE. ALLERMUIR SHALL NOT BE LIABLE FOR ANY CONSEQUENTIAL, INDIRECT, SPECIAL, PUNITIVE OR INCIDENTAL DAMAGES.

This warranty is non-transferable and valid to the original purchaser only. Warranty is enforceable only if products were acquired and installed by Allermuir or one of its Authorized Resellers.

Terms and Conditions of Sale

SENATOR INTERNATIONAL, INC., an Ohio corporation d/ b/a ALLERMUIR (“SIC”) does business with its Buyersunder the terms and conditions set forth herein. SIC hereby rejects any terms and conditions contained in any Buyer purchase order or other business forms or in correspondence or elsewhere or implied by trade, custom, practice or course of dealing unless specifically included or varied in writing by a director or other authorized representative of SIC which are different from or in addition to the terms stated herein. “Buyer” means the person or entity whose order for the goods is accepted by SIC. “Goods” means the goods (including any installment of the goods or any parts of them) which SIC is to supply in accordance with these conditions. Any reference in these terms and conditions to singular includes plural.

1. Acceptance of Orders
All orders are subject to the approval of SIC, and SIC shall not be committed to honor any order until SIC has provided to Buyer written acceptance of the order.

2. General Terms of Payment and Financial Requirements
a)Terms of payment are NET 30 DAYS from date of invoice, except where otherwise specified in writing by SIC. Credit amounts are subject to satisfactory references and verification by our credit insurers (Euler Trade indemnity). Time of payment shall be of the essence for all contracts between SIC and Buyer.

b)A LATE PAYMENT CHARGE OF 2.5% PER MONTH WILL BE IMPOSED ON ANY PORTION OF ACCOUNT NOT PAID WITHIN TERMS STATED ON INVOICE. However, if this rate exceeds the maximum rate permitted under applicable law or regulations, the charge shall be reduced to the maximum allowable rate.

c)SIC may offer special payment and/or shipment terms. In such event, these special terms shall supersede the general terms of payment and/or shipment, provided that such special terms are fully stated in a SIC INVOICE, signed by an authorized representative of SIC.

d)If Buyer shall
(i)commit any breach hereunder;

(ii)file for or become subject to bankruptcy or receivership;

(iii)liquidate or cease business;

(iv)make arrangement with or composition for the benefit of any of his or its creditors; or

(v)if in the opinion of SIC, Buyer's credit becomes impaired, SIC shall still have the following rights and remedies in addition to any other rights and remedies provided by applicable law.

(i)All sums shall become immediately due and payable, notwithstanding any credit terms previously in effect.

(ii)SIC may refuse any order placed by Buyer.

(iii)SIC may cancel any accepted orders or delay shipment of any order without any liability to Buyer therefore.

(iv)No order may be cancelled by Buyer without SIC's consent in writing, and such cancellation will be subject to a charge of 25% of order value or 15% if the product can be reused.

(v)If credit previously has been extended by SIC to Buyer, and SIC elects to make further sales to Buyer, SIC may require payments on a C.O.D. or cash-in-advance basis.

(vi)In the event collection of sums due from Buyer to SIC is referred to lawyers or debt recovery agents or if proceedings are brought to collect such sums or to enforce the rights of SIC, Buyer agrees to pay all costs and reasonable fees, including attorney fees and such costs and fees incurred in any proceedings or appeal and in executing on any judgement.

e)SIC shall have the right to change its financial requirements of Buyer at any time.

f)Prices stated do not include sale or use taxes, tariffs, and any other governmental changes, taxes, or duties payable by SIC, which will be added to invoice wherever applicable. If any of the foregoing changes are assessed after delivery of Goods, Buyer will pay same upon demand of Seller.

g)SIC shall be entitled to a general lien on any Goods and other property owned by Buyer in SIC's possession (although the Buyer may have paid for the same in full) in satisfaction of the whole or part as the case may be of the unpaid price of any Goods sold and delivered to Buyer under any contract. SIC shall be entitled to offset any sum or sums owing by it to Buyer against any sums owed by Buyer to SIC.

3. Warranty
SIC's only warranties shall be those expressly set forth herein and SIC makes no other representations or warranties concerning the Goods including, but not limited to, any warranty of fitness for a particular purpose. SIC warrants that the Goods shall be free from defects in workmanship or materials for the twelve (12) months following delivery by SIC to Buyer. Any remedy claimed for failure of such warranty shall be only upon the terms and conditions as limited by this Agreement. Buyer must notify SIC, in writing, of any claimed defect as soon as practical after discovery thereof by Buyer. Upon such notification, SIC may, at its option, confirm that the Goods are, in fact, defective. Upon such determination, SIC may, at its option, either

(i) repair such defective Goods at Buyer's location at no cost to Buyer or

(ii)require that Buyer return the defective Goods as set forth in the following Section 4 for either replacement by SIC or refund of the purchase price (at SIC's option). Buyer's remedies for any breach of warranty shall be limited as set forth herein and any other remedy is hereby waived by Buyer (including any claim for consequential damages, loss of profits, good will, reputation, bodily injury, or claims from third parties). In no event shall SIC's liability to Buyer (whether for breach of warranty, breach of contract, negligence, misrepresentation, or otherwise) exceed the cost of the Goods which gave rise to such claim liability. SIC does not accept (and expressly disclaims) any responsibility for electrical work installation which SIC's personnel do not supervise and all electrical installation must be undertaken by Buyer through a competent and qualified licensed electrician.

4. Returns and Replacements
Defective Goods will be accepted only with prior authorization from SIC's head office and receipt of SIC's RETURN/ AUTHORIZATION NUMBER. Goods returned are not to exceed quantity authorized. All returns must have freight prepaid. Credit will be issued (or Goods replaced) only after Goods are inspected and approved and will be based on Buyer's cost for the Goods in question, less any costs for transport and re-packaging.

a)Goods defective on delivery may be returned for exchange or full credit.

b)Goods incorrectly delivered by SIC may be returned for full credit.

c)Goods incorrectly ordered may be returned subject to a handling charge of 25% of invoice.

d)Samples will be credited in full if returned in good condition within 60 days of delivery.

Payment must be made in full for all samples not returned within this period.

5. Changes
a)SIC shall have the right to Reduce, or increase prices to Buyer at any time without prior notice, except with respect to orders which have been accepted prior to such price modification.

b)SIC may at any time add, change or cease making available any Goods without notice to Buyer, and Buyer shall have no claim against SIC for failure to furnish Goods of the type previously sold.

c)SIC may at any time change warranty without incurring any liability to Buyer.

6. General Terms of Transport
a)Unless otherwise quoted All shipments are F.O.B. point of shipment, freight prepaid and allowed, excluding fuel surcharges. Shipments outside of the Continental United States and Canada are freight prepaid and allowed to port of exit. Allermuir reserves the right to select the most appropriate carrier and routing on all shipments that are shipped. Allermuir reserves the right to implement a fuel surcharge. Buyer shall accept all risk of loss or damage to the Goods while in transit.

b)Delay in transport or delivery of any particular installment or delivery of faulty Goods in any one installment shall not entitle the Buyer to repudiate the whole order nor relieve Buyer of its obligation to accept and pay for the remaining installments..

c)SIC shall endeavour to make deliveries within a reasonable time. HOWEVER, SIC SHALL NOT BE LIABLE TO BUYER FOR ANY DAMAGES, WHETHER INCIDENTAL, CONSEQUENTIAL OR OTHERWISE, FOR FAILURE TO FILL ORDERS, DELAYS IN DELIVERY OR ANY ERROR IN THE FILLING OF ORDERS.

d)Time of delivery shall not be of the essence to any contract to which these Terms and Conditions apply and shall not be made so by the service of any notice.

e)Notwithstanding delivery and passing of risk, the Goods shall remain the property of SIC until such time as Buyer shall have paid to SIC the agreed price in full (together with any accrued interest) and all other amounts owned by Buyer to SIC in respect of any other contract for the sale of Goods and until such payment the Buyer shall hold the Goods as Bailee on behalf of and in a fiduciary capacity for SIC and the Buyer shall insure the Goods for their full market value. SIC shall have the right, at its option, to file one or more UCC financing statements with governmental offices to indicate SIC's rights as owner of such Goods (or as security interest holder in such Goods and for purposes thereof, this Agreement shall be deemed a Security Agreement).

f)In the event that the Buyer sells the Goods prior to payment to SIC in full, the Buyer acknowledges that the entire proceeds of sale are held in trust for SIC and shall not be mixed with other monies or paid into any overdrawn bank account and shall at all times be identifiable as SIC's monies.

7. Force Majeure
a)SIC shall not be liable to Buyer for any loss or damage which may be suffered by Buyer as a direct or indirect result of the supply of Goods by SIC prevented, hindered, delayed, cancelled or rendered uneconomic by reason of circumstances or events beyond SIC's reasonable control (“force majeure circumstances”) including, but not limited to, strikes; lockouts; labour disputes; act of God; war; riot; civil commotion; malicious damage; compliance with any law or governmental order, rule, regulation or direction; accident; breakdown of plant or machinery; fire; flood; storm; difficulty or increased expense in obtaining workers; material or transport or other circumstances affecting the supply of the Goods or of raw materials by SIC's normal source of supply of the manufacture of the Goods by SIC's normal means or the delivery of Goods by SIC's normal route or means of delivery.

b)In force majeure circumstances, SIC may (in its sole discretion) terminate any contract for the supply of goods pursuant to the Terms and Conditions or cancel delivery of Goods to Buyer or may, with the agreement of the Buyer, deliver Goods at an agreed rate of delivery commencing at a reasonable time after the termination of the force majeure circumstances.

c)If due to force majeure circumstances SIC has insufficient stocks to meet all its commitments, SIC may apportion available stocks between its customers at its sole discretion.

8. Miscellaneous
a)If any of these Terms and Conditions is held to be invalid, illegal or unenforceable in any respect, whether in whole or in part, such invalidity, illegality or unenforceable shall not prejudice the effectiveness of the rest of the remainder hereof.

b)No waiver by SIC of any breach of contract by the Buyer shall be considered as a waiver of any subsequent breach of the same or any other provision.

c)Any contract to which these Terms and Conditions shall be governed by, and construed in accordance with, the laws of the State of Ohio. Buyer consents to the jurisdiction of, and venue in, state and/or federal courts sitting in Lucas County, Ohio.

Allermuir

Corporate
Headquarters N.A.
4111 N. Jerome Road
Maumee, Ohio 43537
T +1 [419] 887-5806

New York Showroom
3 East 28th Street
9th Floor
New York, NY 10016
T +1 [212] 388 0874

Chicago Showroom
222 Merchandise Mart Plaza
Allermuir Showroom Suite 3-123
Chicago, Illinois 60654
T +1 [312] 527-1074

Global Headquarters
Altham Business Park
Accrington
Lancashire BB5 5YE
T +44 [0]1282 725000