



**HUSTLER®**

**2017 PRODUCT LINE**





# WE MAKE THE BEST... THEN, WE MAKE IT BETTER

---

In 1964, the Hustler was introduced as the first zero-turn mower. That spirit of innovation continues today as Hustler Turf Equipment sets the standard in crafting and creating innovative outdoor power equipment products.

Developing new products and improving existing ones is a source of pride for the Midwest craftsmen and women at Hustler Turf Equipment. It's that pride, plus hard work and ingenuity that all comes together to create the strongest, highest performing, and best quality zero-turn mowers and utility vehicles that proudly carry the Hustler name.



# HUSTLER'S 2017 PRODUCT LINE

## UTILITY VEHICLES

<b>HUSTLER MDV</b> <b>NEW</b> .....	6
Imagine a tough, precision-built utility vehicle that combines the industry's most popular features with the revolutionary ability to lift, lower and dump its cargo. That's what the most innovative team in the turf industry has created in the Hustler MDV™ with patented LevelLift™ technology. We call it the MDV (Maximum Duty Vehicle) for the simple fact that you won't find a more rugged, more durable, more versatile vehicle than this one.	
<b>UTILITY VEHICLE ACCESSORIES</b> .....	10

## ZERO-TURN MOWERS

RESIDENTIAL LINE

<b>RAPTOR</b> .....	14
<b>RAPTOR LIMITED</b> .....	16
<b>RAPTOR SD</b> .....	18
<b>RAPTOR SDX</b> <b>NEW</b> .....	20
Hustler's new Raptor SDX features a new open deck design so grass can be easily discharged to avoid clumping. It also offers features like an engine guard, adjustable premium bolstered seat with armrests and internal suspension for more support, comfort and style.	
<b>RAPTOR FLIP-UP</b> .....	22
<b>FASTRAK</b> .....	24



# HUSTLER

---

## COMMERCIAL LINE

---

**FASTRAK SDX** ..... 26

**X-ONE** **NEW** ..... 28

The newly redesigned X-ONE has a new clean, compact design making it simple to own and maintain. Other enhancements include an 11.7 gallon fuel capacity for all-day mowing and new bolstered seat with internal suspension and rubber isolated seat mounts. In addition, it features a 1.5 x 3" fully tubular commercial frame and 72" deck option.

**SUPER Z** ..... 30

**SUPER Z HYPERDRIVE** ..... 32

**HUSTLER Z DIESEL** ..... 34

**SUPER 104** ..... 36

**SUPER S** ..... 38

**TRIMSTAR** ..... 40

---

## RESIDENTIAL / COMMERCIAL ACCESSORIES

---

**CATCHERS** ..... 42

**ZERO-TURN MOWER ACCESSORIES** ..... 44

INTRODUCING THE

# HUSTLER MDV™

LIFT, LOWER  
AND DUMP | UP TO | **750 LBS**

WITH PATENTED LEVELIFT™ BED TECHNOLOGY





# HUSTLER MDV™



WHEN YOU'VE GOT SERIOUS WORK TO DO.

⚙ OFFERING PATENTED LEVELIFT™ BED TECHNOLOGY.

LIMITED  
WARRANTY

1  
YEAR

## ENGINE CONFIGURATIONS

**Kohler:** KDW 1003 (Diesel)

## DRIVETRAIN

2WD/AWD

## SPEED (FORWARD)

37 mph

## FUEL CAPACITY

14 US gallons



---

## TOWING CAPACITY

1650 lbs

---

## CARGO BOX CAPACITY

**MDV:** 1200 lbs

**MDV with LevelLift:** 750 lbs

---

## CARGO BED DIMENSIONS

45.9" x 58.2" x 11.5"

---

## TIRES & WHEELS

**Front & Rear:** 25" x 10"-12"

# UTILITY VEHICLE ACCESSORIES



## ROOF

Provides year-round weather protection to operator and passenger.

## DOORS

Provides comfort in inclement weather.

## FRONT WINDSHIELD

Blocks wind, dust and other weather elements.

## WIPERS

Helps resist rain, snow and ice buildup on windshield.

## HEATER/DEFROST

Keeps operator warm on a cold winter day.

## SIDE MIRRORS

Offers operator expanded visibility.

## REAR VIEW MIRROR

Expands operator visibility.

## POWERED DUMP BED

Available for standard bed model.

## HITCH/WINCH MOUNT (FRONT)

Pulls tough loads and secures vehicle to trailer.

## HITCH/WINCH MOUNT (REAR)\*

Available with standard bed model.



\*not on pictured unit

## **SNOW BLADE**

Removes snow and ice easily from outdoor surfaces.

## **BRUSH GUARD\***

Protects the front of vehicle.

## **SKID PROTECTION KIT**

Protects MDV underside.

## **A-ARM GUARDS**

Provides protection for front suspension components.

## **WORK LIGHTS**

Provides a wide range of light (ideal for tasks at night).

## **TAIL LIGHTS**

Improves vehicle visibility and safety.

## **BEACON**

Provides excellent visibility for vehicle bystanders.

## **ALUMINUM WHEELS\***

Presents a more polished appearance to vehicle.

## **440 MAG 25 X 10-12\***

More aggressive tire for extreme conditions.

## **GRASSMASTER 24 X 12-12\***

Less aggressive tire for turf protection.

# WHY HUSTLER IS A BETTER MOWER

## SMOOTHTRAK™ STEERING

It's what makes driving a Hustler a better experience. Our mowers have the smoothest and most precise steering. You'll glide around obstacles and make zero-radius turns with ease.

## PATENTED PARK BRAKE

Simple, convenient, system that automatically disengages/engages the parking brake when you close/open the steering levers. No extra park brake lever to worry about.

## TOUGH FRAME

Heavy-duty fabricated steel frame provides unmatched durability.

## SIMPLE DESIGN


Fewer parts means fewer problems and easier service.

## HEAVY-DUTY DECK

Our decks are engineered to provide a clean, finished cut every time, with even distribution of grass clippings.

## LOW CENTER OF GRAVITY

A reduced profile translates into superior handling and stability.





**SMOOTHTRAK™ STEERING**



**PATENTED PARK BRAKE**



**HEAVY-DUTY DECKS**

# RAPTOR<sup>®</sup>



LEGENDARY HUSTLER PERFORMANCE AND ENGINEERING  
IN AN ENTRY-LEVEL ZERO-TURN MOWER.

🏠 IDEAL FOR YARDS UP TO ONE ACRE.

LIMITED  
WARRANTY

**3** YEAR | **NO**  
HOUR LIMIT

## CUTTING WIDTHS

**Side-discharge:** 36", 42" & 52"

## ENGINE CONFIGURATIONS

**Kohler:** 19hp 6600 Series HD  
22/24hp 7000 Series HD

## DECK HEIGHT

**Hand-operated:** 1.5" to 4.5" (1/2" increments)

## DRIVE SYSTEM

Hydro-Gear EZT



---

## SPEED (FORWARD)

6.5 mph

---

## FUEL CAPACITY

3 US gallons

---

## FRONT TIRES

**36/42/52":** 11" x 4"

---

## DRIVE TIRES

**36":** 18" x 7"      **42/52":** 18" x 8.5"

# RAPTOR<sup>®</sup> LIMITED



FEATURES UPGRADES LIKE BOLSTERED SEAT WITH ARMRESTS, LARGE TIRES, ENGINE GUARD, HOUR METER.

🏠 IDEAL FOR YARDS UP TO ONE ACRE.

LIMITED  
WARRANTY

**3** YEAR | **NO**  
HOUR LIMIT

---

## CUTTING WIDTHS

Side-discharge: 52"

---

## ENGINE CONFIGURATIONS

**Kawasaki:** 23hp FR691V

**Kohler:** 24hp 7000 Series

---

## DECK HEIGHT

**Hand-operated:** 1.5" to 4.5" (1/2" increments)

---

## DRIVE SYSTEM

Hydro-Gear EZT



---

## SPEED (FORWARD)

6.5 mph

---

## FUEL CAPACITY

3 US gallons

---

## FRONT TIRES

11" x 5"

---

## DRIVE TIRES

18" x 10.5"

# RAPTOR<sup>®</sup> SD



**MORE FEATURES, MORE MUSCLE,  
MAKES SMALL WORK OUT OF BIG JOBS.**

🏠 **IDEAL FOR YARDS UP TO THREE ACRES.**

LIMITED  
WARRANTY

**3** YEAR | **300**  
HOUR

---

## CUTTING WIDTHS

**Side-discharge:** 36", 42", 48", 54" & 60"

---

## ENGINE CONFIGURATIONS

**Kohler:** 22hp 7000 Series HD  
25/26hp 7000 Series PRO

---

## DECK HEIGHT

**Foot-operated:** 1.5" to 4.5" (1/4" increments)

---

## DRIVE SYSTEM

Hydro-Gear ZT2800  
Serviceable w/ spin-on filters



---

## SPEED (FORWARD)

7.5 mph

---

## FUEL CAPACITY

3 US gallons

---

## FRONT TIRES

**36/42/48"**: 13" x 5"

**54/60"**: 13" x 6.5"

---

## DRIVE TIRES

**36/42"**: 20" x 6.5"

**48"**: 20" x 8"

**54/60"**: 20" x 12"

# RAPTOR<sup>®</sup> SDX



NEW OPEN DECK DESIGN AND LUXURY FEATURES  
OFFER MORE SUPPORT, COMFORT AND STYLE.

🏠 IDEAL FOR YARDS UP TO THREE ACRES.

LIMITED  
WARRANTY

**3** YEAR | **300**  
HOUR

---

## CUTTING WIDTHS

**Side-discharge:** 54"

---

## ENGINE CONFIGURATIONS

**Kawasaki:** 23hp FR691V

---

## DECK HEIGHT

**Foot-operated:** 1.5" to 4.5" (1/4" increments)

---

## DRIVE SYSTEM

Hydro-Gear ZT2800

Serviceable w/ spin-on filters



---

## SPEED (FORWARD)

7.5 mph

---

## FUEL CAPACITY

3 US gallons

---

## FRONT TIRES

13" x 6.5"

---

## DRIVE TIRES

20" x 12"

# RAPTOR<sup>®</sup> FLIP-UP



**PUSH A BUTTON TO RAISE, LOWER, OR ADJUST DECK HEIGHT.**

**🔧 CLEANING AND CHANGING BLADES WAS NEVER SO EASY.**

LIMITED  
WARRANTY

**4** YEAR | **400**  
HOUR

---

## CUTTING WIDTHS

**Side-discharge:** 48" & 54"

---

## ENGINE CONFIGURATIONS

**Kohler:** 25hp 7000 Series HD

---

## DECK HEIGHT

**Electric/Hydraulic:** 1.5" to 4.5" (1/2" increments)

---

## DRIVE SYSTEM

Hydro-Gear ZT2800

Serviceable w/ spin-on filters



---

## SPEED (FORWARD)

7 mph

---

## FUEL CAPACITY

3 US gallons

---

## FRONT TIRES

9" x 3.5"

---

## DRIVE TIRES

**48":** 20" x 8"      **54":** 20" x 10"

# FASTRAK<sup>®</sup>



TOP-OF-THE-LINE RESIDENTIAL ZERO-TURN WITH MOST  
RUGGED FRAME, FORKS AND DECK IN THE INDUSTRY.

🏠 IDEAL FOR RESIDENTIAL ESTATES.

LIMITED  
WARRANTY

**4** YEAR | **400**  
HOUR

---

## CUTTING WIDTHS

**Side-discharge:** 48", 54" & 60"

**Rear-discharge:** 48" & 54"

---

## ENGINE CONFIGURATIONS

**Kawasaki:** 23hp FR691V  
24hp FR730V

**Kohler:** 23hp Confidant ZT730  
25hp Confidant ZT740

---

## DECK HEIGHT

**Foot-operated:** 1.5" to 4.5" (1/4" increments)

---

## DRIVE SYSTEM

Commercial-duty Hydro-Gear ZT3100  
Serviceable w/ spin-on filters



## SPEED (FORWARD)

8 mph

## FUEL CAPACITY

5 US gallons

## FRONT TIRES

48/48"RD: 13" x 5"

54/54RD/60": 13" x 6.5"

## DRIVE TIRES

48/48"RD: 22" x 9.5"

54/54RD/60": 22" x 11"

# FASTRAK<sup>®</sup> SDX



STRONGER, FASTER, TOUGHER, WITH COMMERCIAL-GRADE TRANSMISSIONS, UPGRADED CUSTOM SEAT AND MORE.

LIMITED  
WARRANTY

**4** YEAR | **1000**  
H O U R

---

## CUTTING WIDTHS

**Side-discharge:** 48", 54" & 60"

---

## ENGINE CONFIGURATIONS

**Kohler:** 23hp Confidant ZT730 w/ Commercial Durability Pkg.  
25hp Confidant ZT740 w/ Commercial Durability Pkg.

---

## DECK HEIGHT

**Foot-operated:** 1.5" to 4.5" (1/4" increments)

---

## DRIVE SYSTEM

Commercial-duty Hydro-Gear ZT3400  
Serviceable w/ spin-on filters



## SPEED (FORWARD)

9 mph

## FUEL CAPACITY

5 US gallons

## FRONT TIRES

**48":** 13" x 5"      **54/60":** 13" x 6.5"

## DRIVE TIRES

**48":** 22" x 9.5"      **54/60":** 23" x 11"

# X-ONE<sup>®</sup>

COMMERCIAL ZERO-TURN MOWER BUILT FOR ALL-DAY,  
EVERY DAY PERFORMANCE.



OR



---

## CUTTING WIDTHS

**Side-discharge:** 52", 60" & 72"

**Rear-discharge:** 54" & 60"

---

## ENGINE CONFIGURATIONS

**Kawasaki:** 23.5hp FX730  
27hp FX850

**Kohler:** 29hp 824 EFI

---

## DECK HEIGHT

**Foot-operated:** 1" to 5.5" (1/4" increments)

---

## DRIVE SYSTEM

Parker unitized 12cc/rev pump  
15.9ci/rev wheel motors





## SPEED (FORWARD)

10.5 mph

## FUEL CAPACITY

11.7 US gallons

## FRONT TIRES

13" x 6.5"

## DRIVE TIRES

**52/54"RD:** 24" x 9.5"

**60/60RD/72":** 24" x 12"

# SUPER Z<sup>®</sup>

HIGH-PERFORMANCE ZERO-TURN WITH UNSURPASSED STRENGTH, RELIABILITY, SPEED, PRODUCTIVITY, AND A WARRANTY TO MATCH.

LIMITED WARRANTY	<b>2</b> YEAR	<b>NO</b> HOUR LIMIT
------------------	---------------	----------------------

OR

LIMITED WARRANTY	<b>5</b> YEAR	<b>500</b> HOUR
------------------	---------------	-----------------



## CUTTING WIDTHS

**Side-discharge:** 54", 60", 66" & 72"

**Rear-discharge:** 60" & 72"

## ENGINE CONFIGURATIONS

**Kawasaki:** 27hp FX850  
35hp FX1000

**Kohler:** 29hp 824 EFI  
33hp 824 EFI

## DECK HEIGHT

**Foot-operated:** 1" to 5.5" (1/4" increments)

## DRIVE SYSTEM

Hydro-Gear 21cc pumps,  
Parker TG high torque wheel motors,  
3 gal. reservoir, oil cooler w/ fan & hot oil shuttle.



## SPEED (FORWARD)

14 mph

## FUEL CAPACITY

12 US gallons

## FRONT TIRES

13" x 6.5"

## DRIVE TIRES

**54":** 24" x 9.5"

**60/60RD/66/72/72"RD:** 24" x 12"

# SUPER Z<sup>®</sup> HYPERDRIVE

INDUSTRY-LEADING HYPERDRIVE<sup>®</sup> SYSTEM & VX4<sup>®</sup> DECK TECHNOLOGY DELIVER UNRIVALED PERFORMANCE.



OR



---

## CUTTING WIDTHS

**Side-discharge:** 60", 66" & 72"

**Rear-discharge:** 60" & 72"

---

## ENGINE CONFIGURATIONS

**Vanguard:** 36hp BIG BLOCK™  
37hp BIG BLOCK™ EFI

---

## DECK HEIGHT

**Foot-operated:** 1" to 5.5" (1/4" increments)

---

## DRIVE SYSTEM

HyperDrive industrial Danfoss slipper piston pumps,  
Parker TG high torque wheel motors,  
3 gal. reservoir, oil cooler w/ 9" fan & hot oil shuttle.



**5** YEAR | **3000** HOUR | **PUMPS AND MOTORS**

LIMITED  
**LIFETIME WARRANTY**  
FRAME & LEADING EDGE OF DECK

## SPEED (FORWARD)

16 mph

## FUEL CAPACITY

12 US gallons

## FRONT TIRES

13" x 6.5"

## DRIVE TIRES

26" x 12"

# HUSTLER Z DIESEL



THE POWER AND PRECISION OF A HUSTLER,  
THE STAMINA OF A DIESEL.

LIMITED  
WARRANTY

**2** YEAR | **NO**  
HOUR LIMIT

**OR**

LIMITED  
WARRANTY

**5** YEAR | **500**  
HOUR

---

## CUTTING WIDTHS

**Side-discharge:** 60" & 72"

**Rear-discharge:** 60" & 72"

---

## ENGINE CONFIGURATIONS

**Shibaura:** 25hp 3cyl. diesel

---

## DECK HEIGHT

**Foot-operated:** 1" to 5.5" (1/4" increments)

---

## DRIVE SYSTEM

Hydro-Gear 21cc pumps,  
Parker TG high torque wheel motors,  
1.3 gal. reservoir, oil cooler w/ fan & hot oil shuttle.



LIMITED  
**LIFETIME WARRANTY**  
FRAME & LEADING EDGE OF DECK

## SPEED (FORWARD)

12 mph

## FUEL CAPACITY

14.4 US gallons

## FRONT TIRES

13" x 6.5"

## DRIVE TIRES

60/72": 24" x 12"

# SUPER 104

A WIDE-AREA MOWER WITH THE MANEUVERABILITY OF A ZERO-TURN.

⌚ UP TO 84 ACRES IN 8 HOURS AT 10 MPH.

LIMITED  
WARRANTY

**2** YEAR | **NO**  
HOUR LIMIT

**OR**

LIMITED  
WARRANTY

**5** YEAR | **500**  
HOUR

## CUTTING WIDTHS

Rear-discharge: 104"

## ENGINE CONFIGURATIONS

**Vanguard:** 36hp BIG BLOCK™  
37hp BIG BLOCK™ EFI

## DECK HEIGHT

**Hydraulic:** 1" to 5.5" (1/4" increments)

## DRIVE SYSTEM

HyperDrive industrial Danfoss slipper piston pumps,  
Parker TG high torque wheel motors,  
3 gal. reservoir, oil cooler w/ 9" fan & hot oil shuttle.



LIMITED  
**LIFETIME WARRANTY**  
ON THE FRAME

---

## **SPEED (FORWARD)**

11 mph

---

## **FUEL CAPACITY**

12 US gallons

---

## **FRONT TIRES**

15" x 6"

---

## **DRIVE TIRES**

26" x 12"

# SUPER S™

STAND-ON WITH EXCEPTIONAL COMPACT STANCE  
FOR TIGHT SPACES AND TRAILERING.

LIMITED  
WARRANTY

**2** YEAR | **NO**  
HOUR LIMIT

**OR**

LIMITED  
WARRANTY

**5** YEAR | **500**  
HOUR

## CUTTING WIDTHS

**Side-discharge:** 36", 48", 52" & 60"

## ENGINE CONFIGURATIONS

**Kawasaki:** 15hp FS541V  
22hp FX691V  
23.5hp FX730V

**Kohler:** 23hp 824 EFI  
25hp 824 EFI

## DECK HEIGHT

**Hand-operated:** 1.5" to 5.5" (1/4" increments)

## DRIVE SYSTEM

**36":**  
Hydro-Gear 10cc pump &  
Parker TL0195 wheel motor

**48/52/60":**  
Hydro-Gear 12cc pump &  
Parker TL0240 wheel motor



---

## SPEED (FORWARD)

**36"**: 8 mph      **48/52/60"**: 9 mph

---

## FUEL CAPACITY

**36"**: 6.5 US gallons      **48/52/60"**: 7.3 US gallons

---

## FRONT TIRES

**36"**: 11" x 4"      **48/52/60"**: 13" x 5"

---

## DRIVE TIRES

**36"**: 18" x 8.5"      **48/52"**: 20" x 10"      **60"**: 20" x 12"

# TRIMSTAR®



INNOVATIVE AND EASY-TO-USE WALK-BEHIND  
FEATURING PATENTED H-BAR® STEERING.

LIMITED  
WARRANTY

**2** YEAR | **NO**  
HOUR LIMIT

---

## CUTTING WIDTHS

**Side-discharge:** 36", 48" & 54"

---

## ENGINE CONFIGURATIONS

<b>Kawasaki:</b> 14.5hp FS481	18.5hp FS600
15hp FS541	23hp FS691 (electric start)

---

## DECK HEIGHT

**Hand-operated:** 1.5" to 4.5" (1/4" increments)

---

## DRIVE SYSTEM

Hydro-Gear ZT2800  
Serviceable w/ spin-on filters



## SPEED (FORWARD)

6.3 mph

## FUEL CAPACITY

3.4 US gallons

## FRONT TIRES

11" x 4"

## DRIVE TIRES

**36":** 18" x 6.5"      **48/54":** 20" x 10"

# CATCHERS



## NON-POWERED CATCHER

Easy-on, easy-off hopper assemblies. The catcher holds 5.4 bushels. Available on all Raptor family mowers.



## SIDE CATCHER

Easy-on, easy-off catcher has a 3.5 bushel capacity. Available on the FasTrak, FasTrak SDX, X-ONE, and Super S.



## SINGLE BAG CATCHER

Easy-on, easy-off catcher has a three bushel capacity. Available on the 36/48/54" TrimStar.



## 2-BAG POWERED CATCHER

Easy-on, easy-off blower and hopper assemblies. The catcher holds 7.2 bushels. Available on FasTrak and FasTrak SDX.



## 3-BAG POWERED CATCHER

Easy-on, easy-off blower and hopper assemblies. The 3-bag catcher holds 12 bushels. Available on X-ONE, Super Z, and HyperDrive.



## BACVAC

Electric actuated DFS catcher system. Easy-on, easy-off versatility with a 10-bushel capacity. Blower is the same as the 3-bag catcher. Available on X-ONE, Super Z, and HyperDrive.

# ZERO-TURN MOWER ACCESSORIES



## ENGINE GUARD

Provides protection to the engine and adds to the great look of the machine.

## SEMI-PNEUMATIC TIRES

Resists flats better.

## FLEX FORKS

Improves operator comfort and provides a more even cut, especially over uneven terrain or at higher speeds.

## MULCH KIT

Recycles clippings back into the soil to reclaim nutrients for your lawn.

## STRIPE KIT\*

Helps provide a professional manicured finish to your lawn. Depending on the mower, rubber flap or steel cylinder options are available.

## ARMREST KIT

Provides more comfort while you mow.

## STEERING EXTENSION KIT

Allows height adjustment of steering levers to make your mowing experience as comfortable as possible.



\*not on pictured unit

## LIGHT KIT

Extends your productivity into the late hours. Kit contains two high-quality 12-volt lights with a switch that mounts in the instrument panel.

## HOURLY METER

Helps keep track of service intervals.

## SEAT ISOLATOR\*

Provides comfort in the roughest mowing conditions.



Visit [hustlerturf.com](http://hustlerturf.com)

for a complete listing and visuals of all attachments.

# HUSTLERTURF.COM

YOUR RESOURCE FOR EVERYTHING HUSTLER

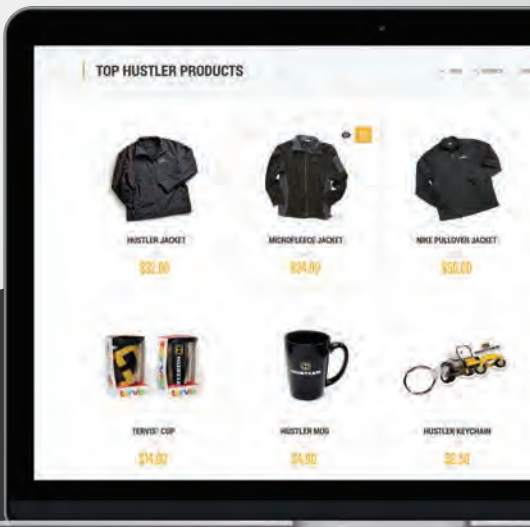
## TRYING TO DECIDE WHICH HUSTLER MOWER IS THE BEST FOR YOU?

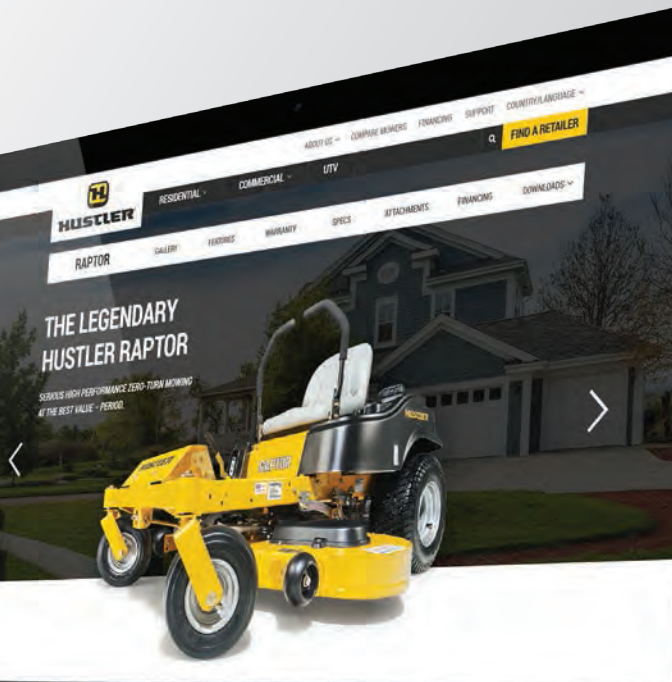
Visit [hustlerturf.com](http://hustlerturf.com) to find the Hustler product that's perfect for you.

## SITE FEATURES

- ▶ Product videos of our mowers in action
- ▮ Detailed specifications on all our products
- 🔧 A compare mowers tool
- \$ Information on financing options

And so much more!





## SHOP AUTHENTIC HUSTLER GEAR

Whether you're outfitting a landscape crew, showing off your Hustler pride, or looking for that perfect gift, we've got you covered.

**HUSTLER-GEAR.HUSTLERTURF.COM**



© 2017 HUSTLER TURF EQUIPMENT

SPECIFICATIONS SUBJECT TO CHANGE WITHOUT NOTICE.  
VISIT [WWW.HUSTLERTURF.COM](http://WWW.HUSTLERTURF.COM) FOR THE MOST CURRENT SPECIFICATIONS.  
ADV 1277 11-16

[HUSTLERTURF.COM](http://HUSTLERTURF.COM)