

2018 Price List



Effective January 1st, 2018

Graded-in vinyls and crypton fabrics from the following suppliers:

C.F. Stinson | Momentum | Architex | Designtex
Maharam | Mayer | ArcCom | Morbern | Burch



STANCE | HEALTHCARE

Symbol of Strength

Version 2018.1

Corporate Commitment Statement

Stance Healthcare is a family owned business with a strong commitment to maintaining the highest possible standards in all that we do. We are always vigilant to be as fair as possible with our customers, employees and our manufacturing partners. In subscribing to the highest possible level of customer satisfaction, we promise to:

- Build all products to the highest level of quality
- Stand behind our products, and resolve issues without delay
- Maintain consistent lead times, and honor promised delivery dates to the best of our ability
- Maintain clear and open communication with all customers, employees and manufacturing partners
- Maintain continuous product innovation and improvement
- Provide friendly and expedient customer service at all times
- Provide after-sale service and support whenever required
- Listen to the concerns and needs of our customers, employees and manufacturing partners
- Keep in tune with the changing requirements in the healthcare market

We believe that our future success will be determined by our strong personal and corporate commitment to the standards listed above.





Limited Lifetime Warranty

Stance Healthcare Inc. is pleased to warrant products it manufactures against defects in materials and workmanship for the life of the product to the original purchaser beginning from the date of shipment of the product. This warranty shall not apply to any products that have been subjected to misuse, abuse, negligence, accidental damage, damage in transportation or improper maintenance. In addition, this warranty shall not apply to any product whose original construction has been altered by someone other than Stance Healthcare Inc.

Stance Healthcare Inc. hereby disclaims all implied warranties including the implied warranty of merchantability or fitness for any particular purpose. At its discretion, Stance Healthcare Inc. will repair or replace defective parts that meet the terms and conditions of this warranty at no charge to the original purchaser: Return freight charges incurred under warranty claims will be paid by Stance Healthcare Inc. provided that the customer received written authorization and shipping instructions from Stance Healthcare Inc. to proceed with the return.

Stance Healthcare Inc. bears no responsibility for defects of any kind in upholstery materials such as shrinkage, stretching, wrinkling, color fastness or any other defect occurring as a result of normal "wear and tear" of textiles. Upholstery materials applied to products manufactured by Stance Healthcare Inc. are subject to the specific warranties, if any, of their manufactures.

Components, including reclining mechanisms, casters, gas lifts, hardware will receive the express written warranty provided by the supplier of each item used in the Stance manufacturing process.

All seating foam is warranted for a period of five (5) years from date of purchase.

Stance Healthcare Inc. is not responsible for variations in wood finishes that are a result of natural wood color variation.

Product sold by Stance Healthcare Inc., but manufactured by another company is subject to the written warranty, if any, of that company. Stance Healthcare Inc. shall not be liable for consequential damages arising from any product defect.



Design for Environment Statement

Stance Healthcare

Design for Environment Statement

Our efforts to reduce the environmental impact of our products begin during the design and development phase. Whenever an existing product is changed, or a new one is being developed, we will take into account the environmental impact of materials chosen; including their origin, use of our products, and end-of-life recovery options. Employing this concept, we will give preference to renewable, recycled, recyclable and biodegradable materials and will also make design considerations to conserve raw materials, water and energy.

Each design prototype must be assessed by the Stance Healthcare Design for Environment (DfE) Program during product realization prior to the actual manufacture of the final product. This tool assesses the environmental performance of both the proposed product itself and the processes that would be used to manufacture it. At a minimum this analysis must consider the following DfE elements:

- Renewable materials
- Recycled materials
- Recyclable and biodegradable materials
- End of life management
- Water management
- Energy efficiency

DfE is an iterative process: Output generated from the analysis of each design prototype using the Stance Healthcare DfE Program must inform the next generation of the design process until the desired environmental performance of the final product is achieved.

General Information

Ordering Procedures:

Please mail, fax or e-mail all purchase orders to:

Stance Healthcare Inc.

45 Goodrich Drive

Kitchener, Ontario, Canada N2C 0B8

Phone: 877-395-2623

Fax: 877-395-6270

e-mail: sales@stancehealthcare.com

All prices shown in this price book are list prices.

All orders will be acknowledged via fax or email. Customer must check order acknowledgment for accuracy and notify Stance Healthcare of any discrepancies within 24 hours, otherwise acknowledgment constitutes a final agreement between Stance Healthcare Inc. and the customer.

Distribution of this price list does not in itself constitute an offer to sell. Orders may only be placed by authorized Stance Healthcare dealers only.

Payment Terms:

Payment terms are net 45 days. Pricing does not include state or provincial taxes. Payment by credit card will be considered on a per order basis. If invoice is not paid in full within 45 days, a late payment charge of 1% per month (12% per annum) will be applied on overdue invoices.

Order Cancellations:

After an order has been acknowledged and placed into production, cancellations cannot be accepted without the consent of Stance Healthcare Inc. In the case of an order cancellation, customer may be invoiced for "work in process". Cancellations must be made in writing to the factory.

Returns:

Product will be accepted for return only with an authorized written agreement. Product approved for return must be returned properly packaged in the original factory cartons. Return transportation charges must be prepaid by customer.

Shipping/Freight:

All Stance Healthcare Inc. furniture products are carefully inspected and cartoned by trained personnel before they leave the factory. If freight appears damaged on receipt, please do not refuse the shipment. Please note that the delivering carrier will not accept responsibility for shortages or damages if these are not noted on the bill of lading. Claims for concealed damages must be made to Stance Healthcare Inc. head office within 10 days of delivery. Stance Healthcare will not be liable for concealed damages after 10 business days if cartons are not opened within that time.

Storage Charges:

Stance Healthcare Inc. reserves the right to apply a storage fee if customer does not accept shipment within 5 business days from the acknowledged ship date.

Customer's Own Material:

Customer supplied materials must be shipped prepaid to Stance Healthcare Inc. and must be accompanied by a NAFTA certificate of origin and a commercial invoice as required by Canada Customs. Commercial invoice must clearly indicate the description of the fabric, including the makeup or content, the selling price, and the country of origin. Please contact our customer service at 877-395-2623 should you have any questions related to Canada Customs requirements.

COM materials must be received at least two weeks prior to the acknowledged ship date in order to avoid any delays.

COM material must be clearly identified with the following information:

- Fabric name and color
- Customer name
- Purchase order number

Stance Healthcare Inc. reserves the right to refuse to use any COM materials that we feel will compromise the integrity of our products.

All COM's are cut "up the roll" unless otherwise specified by the customer. Stance Healthcare will not be responsible for incorrect application of COM materials, unless we have been provided with application instructions by the customer.

General Information

Fabric Repeats:

Unless otherwise stated, fabric rolls are assumed to be a minimum of 54" wide. The following chart is used to calculate the extra yardage required for fabrics with a repeat.

Repeat (inches)	Up the Roll	Across the Roll
1 - 5"	15%	10%
6 - 9"	25%	15%
10 - 13"	30%	20%
14 - 20"	35%	25%
21 - 27"	40%	30%
Over 28"	45%	40%

Fabric Grades:

Refer to the fabric listings on pages 8-20 to determine fabric grades for all cryptons and vinyls from Stance Healthcare's preferred partners. Stance Healthcare Inc. will also grade-in fabrics from most other suppliers, upon request.

Different fabrics may be specified on the seat and on the back. In this case, use the higher grade of the two. No additional upcharge applies.

CAL 133:

Stance Healthcare Inc. will manufacture seating when requested or where required by law to meet or exceed the flammability requirements of California Technical Bulletin 133. To achieve CAL 133 compliance, a double upholstery method is used, incorporating a fire retardant barrier. This upgrade is available on all Stance Healthcare Inc. graded fabrics. If customer requests laboratory certification, they will be charged \$500 plus the cost of the test sample. An additional 4-6 weeks will be added to the standard lead time for products requiring testing.

Establishment License

The following products are considered a Class I Medical Device product by Health Canada. If you are selling them to a healthcare establishment located in Canada which provides medical treatment to the public you must hold an Establishment License issued by Health Canada.

- Treatment and Exam tables
- IV pole (sold as an accessory with our Recliners)

Limited Lifetime Warranty

Stance Healthcare Inc. is pleased to warrant products it manufactures against defects in materials and workmanship for the life of the product to the original purchaser beginning from the date of shipment of the product. This warranty shall not apply to any products that have been subjected to misuse, abuse, negligence, accidental damage, damage in transportation or improper maintenance. In addition, this warranty shall not apply to any product whose original construction has been altered by someone other than Stance Healthcare Inc.

Stance Healthcare Inc. hereby disclaims all implied warranties including the implied warranty of merchantability or fitness for any particular purpose. At its discretion, Stance Healthcare Inc. will repair or replace defective parts that meet the terms and conditions of this warranty at no charge to the original purchaser: Return freight charges incurred under warranty claims will be paid by Stance Healthcare Inc. provided that the customer received written authorization and shipping instructions from Stance Healthcare Inc. to proceed with the return.

Stance Healthcare Inc. bears no responsibility for defects of any kind in upholstery materials such as shrinkage, stretching, wrinkling, color fastness or any other defect occurring as a result of normal "wear and tear" of textiles. Upholstery materials applied to products manufactured by Stance Healthcare Inc. are subject to the specific warranties, if any, of their manufacturers.

Components, including reclining mechanisms, casters, gaslifts, hardware will receive the express written warranty provided by the supplier of each item used in the Stance manufacturing process.

All seating foam is warranted for a period of three (3) years from date of purchase.

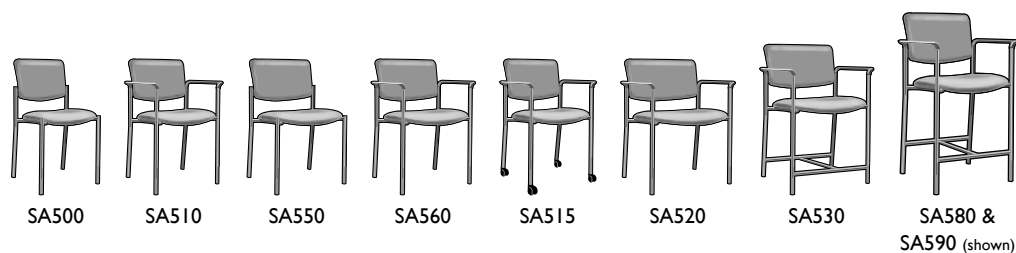
Stance Healthcare Inc. is not responsible for variations in wood finishes that are a result of natural wood color variation.

Product sold by Stance Healthcare Inc., but manufactured by another company is subject to the written warranty, if any, of that company. Stance Healthcare Inc. shall not be liable for consequential damages arising from any product defect.



Quickship Program

Stance Healthcare is pleased to introduce their Quickship Program for all products below. Quickship orders will ship within 10 business days (excluding holidays) and are limited to a maximum of 50 units, finished in standard finishes and upholstered in any upholstery selection from CF Stinson. Purchase orders must clearly indicate "Quickship Program".



Quickship program available in any upholstery selection from CF Stinson.



Graded-In Cryptons & Vinyls

Listed Alphabetically By Pattern

PATTERN	GRADE	SUPPLIER	TYPE	PATTERN	GRADE	SUPPLIER	TYPE
Pattern	Grade	Supplier	Type	Alpine	3	DesignTex	Performance Fabric
Abacus	5	CF Stinson	Vinyl	Alter	5	Maharam	Performance Fabric
Abacus	6	Maharam	Performance Fabric	Amadeus	5	Mayer	Performance Fabric
Abacus Standard	4	Maharam	Performance Fabric	Amaranth	6	DesignTex	Performance Fabric
Abilene	2	J Ennis	PVC Free	Amarillo	2	J Ennis	PVC Free
Abstract	4	Burch	Performance Fabric	Ambiance	6	J Ennis	Performance Fabric
Acacia	6	DesignTex	Performance Fabric	Amenity	4	Burch	Performance Fabric
Access	4	Burch	Performance Fabric	Analog	3	Burch	Performance Fabric
Acclaim	3	Mayer	Performance Fabric	Andromeda	6	Architex	PVC Free
Ace	3	CF Stinson	Performance Fabric	Animal	5	Architex	PVC Free
Acoustic	6	Momentum	PVC Free	Annex	5	DesignTex	Vinyl
Acre	5	Maharam	Performance Fabric	Anodized	6	Architex	PVC Free
Acrobat	6	CF Stinson	Performance Fabric	Antigua	6	Arc Com	Vinyl
Across	6	Maharam	Performance Fabric	Apex	4	Burch	Performance Fabric
Adirondack	5	CF Stinson	Performance Fabric	Apex	2	J Ennis	Vinyl
Adler	4	DesignTex	Performance Fabric	Apex	2	Mayer	Vinyl
Adorn	2	Burch	Performance Fabric	Apex-Crypton® Revl™	3	CF Stinson	Vinyl
Aero	5	CF Stinson	Performance Fabric	Applause	2	Burch	Performance Fabric
Affinity	5	CF Stinson	Vinyl	Appleseed	6	DesignTex	Performance Fabric
Aggregate	5	DesignTex	Performance Fabric	Applique	5	Standard Textile	Performance Fabric
Agora II	2	Momentum	PVC Free	Arabesque	3	Mayer	Performance Fabric
Akimbo	6	Maharam	Performance Fabric	Arc	4	CF Stinson	Performance Fabric
Aksel	6	DesignTex	Performance Fabric	Arc	2	Morbern	Vinyl
Alcazar	6	DesignTex	Vinyl	Archetype	2	CF Stinson	Vinyl
Alchemy	4	CF Stinson	Performance Fabric	Architectonic	6	Architex	Performance Fabric
Alchemy	4	DesignTex	Vinyl	Ardour II	6	Momentum	Performance Fabric
Aleman	6	DesignTex	Vinyl	Argiano	5	DesignTex	Vinyl
Alfresco	4	CF Stinson	Performance Fabric	Aria	2	Burch	Performance Fabric
Alias	4	Burch	Performance Fabric	Ariel	2	Burch	Performance Fabric
Alias	2	Standard Textile	Vinyl	Arioso	4	CF Stinson	PVC Free
Align	2	Burch	Performance Fabric	Aristo	2	Morbern	Vinyl
Align	6	Maharam	Performance Fabric	Aristocrat	3	Mayer	Performance Fabric
Align	6	Momentum	Performance Fabric	Array	5	Maharam	Performance Fabric
Alignment	5	CF Stinson	Performance Fabric	Artic	2	Burch	Vinyl
Alistair	6	DesignTex	Performance Fabric	Article	4	Maharam	Vinyl
All American	2	Burch	Vinyl	Ascend	4	Momentum	Performance Fabric
All Seasons FR	2	Mayer	Vinyl	Aspen	5	CF Stinson	Vinyl
Allante	1	Burch	Vinyl	Astrid	5	DesignTex	Performance Fabric
Allante Perf	1	Burch	Vinyl	Astronomy	6	Architex	Performance Fabric
Allegra	5	Arc Com	Performance Fabric	Atlas	2	CF Stinson	Vinyl
Allegro	1	Burch	Vinyl	Atmosphere	2	Burch	Vinyl
Alloy	2	Burch	Vinyl	Atmosphere	3	J Ennis	Vinyl
Alloy	5	Maharam	Performance Fabric	Atomic	2	Mayer	Vinyl
Allure	2	Burch	Vinyl	Auberge	6	CF Stinson	Vinyl
Allure	6	Architex	PVC Free	Aunt Dottie	4	Standard Textile	Performance Fabric
Almanac	6	Momentum	Performance Fabric	Aura	5	Architex	PVC Free
Aloha	6	CF Stinson	Performance Fabric	Aura	3	Burch	PVC Free
Alpha	4	Arc Com	PVC Free	Aurora	6	J Ennis	Performance Fabric

*Pattern availability subject to change, as patterns may be discontinued at any time.

Graded-In Cryptons & Vinyls

Listed Alphabetically By Pattern

PATTERN	GRADE	SUPPLIER	TYPE	PATTERN	GRADE	SUPPLIER	TYPE
Austin	2	J Ennis	PVC Free	Bevel	4	Maharam	Performance Fabric
Authentec	6	Architex	PVC Free	Bianca	4	Burch	Performance Fabric
Avalon	4	J Ennis	PVC Free	Big Bird	5	Architex	PVC Free
Avant	2	CF Stinson	Vinyl	Big Dot	6	DesignTex	Performance Fabric
Axis	6	Arc Com	Vinyl	Big Top	5	Mayer	Performance Fabric
Azalea	6	Standard Textile	Performance Fabric	Bijou	4	Burch	Performance Fabric
Backgammon	2	Burch	Performance Fabric	Bingo	2	Burch	Performance Fabric
Badge	2	Burch	Performance Fabric	Bistro	2	CF Stinson	Vinyl
Balance	2	Burch	Vinyl	Bit	5	DesignTex	Vinyl
Balance Beam	5	CF Stinson	Performance Fabric	Bitmap	4	Maharam	Vinyl
Balcony	6	Architex	Performance Fabric	Bittersweet	6	Architex	Performance Fabric
Bali	5	CF Stinson	Performance Fabric	Blade	2	Burch	Performance Fabric
Ballistic	3	Burch	PVC Free	Blip	2	CF Stinson	Performance Fabric
Balustrade	6	Maharam	Performance Fabric	Blip	6	Maharam	Performance Fabric
Bamboozled	5	Architex	Vinyl	Block Party	2	Burch	Performance Fabric
Bambu-EnVi™	4	CF Stinson	Vinyl	Block Party	5	CF Stinson	Performance Fabric
Banda	6	DesignTex	Performance Fabric	Blocks	2	Mayer	Vinyl
Banister	6	Maharam	Vinyl	Bloom	5	Burch	Performance Fabric
Banyan	5	CF Stinson	Vinyl	Blur	5	Burch	Performance Fabric
Bar	4	Maharam	Performance Fabric	Boardwalk	1	Burch	Vinyl
Bar Crypton	6	Maharam	Performance Fabric	Bolt	6	DesignTex	Vinyl
Barcode	3	Burch	Performance Fabric	Bon Voyage	5	CF Stinson	Vinyl
Bari	5	CF Stinson	Vinyl	Bondi	1	Burch	Vinyl
Bark	3	Standard Textile	Performance Fabric	Bongo	5	CF Stinson	Performance Fabric
Baron	3	Burch	PVC Free	Bonnie	6	Architex	Performance Fabric
Basel By Kvadrat	6	Maharam	Performance Fabric	Bordo	6	DesignTex	Performance Fabric
Basilica	6	J Ennis	PVC Free	Boreal	4	J Ennis	Performance Fabric
Basket	5	Architex	PVC Free	Born and Bred	4	Architex	Vinyl
Bass Line	5	CF Stinson	Performance Fabric	Botanique	4	DesignTex	Performance Fabric
Beachcomber	1	Burch	Vinyl	Bottega	2	Burch	Vinyl
Beam	6	Maharam	Performance Fabric	Boucle	6	DesignTex	Performance Fabric
Beanstalk	6	Architex	Performance Fabric	Boucle	6	Architex	Performance Fabric
Beat Box	6	Arc Com	Performance Fabric	Boucle Two-Tone	5	DesignTex	Performance Fabric
Beatbox	5	CF Stinson	Performance Fabric	Bounce	6	DesignTex	Vinyl
Beckett	3	Burch	PVC Free	Bound	5	Maharam	Performance Fabric
Bedazzle	4	Standard Textile	Performance Fabric	Boundary	5	Maharam	Vinyl
Bedrock	5	Architex	Vinyl	Bourbon Street	6	Arc Com	Performance Fabric
Bee	5	DesignTex	Performance Fabric	Bourbon Street	2	Burch	Vinyl
Beeline	2	Momentum	PVC Free	Box Office	2	Burch	Performance Fabric
Beep Beep	5	CF Stinson	Performance Fabric	Bramble	3	Standard Textile	Performance Fabric
Before	4	Maharam	Performance Fabric	Branch Out	2	Burch	Performance Fabric
Beguiled By The Wild	6	DesignTex	Vinyl	Bravo II	3	Momentum	PVC Free
Bella	4	Burch	Performance Fabric	Breena	5	DesignTex	Vinyl
Ben Day	4	Architex	Vinyl	Breeze	2	Burch	Performance Fabric
Berkshire	4	Architex	PVC Free	Breton	5	CF Stinson	Performance Fabric
Berwick Tweed	2	Burch	Vinyl	Bridge	5	Maharam	Performance Fabric
Beside	6	Maharam	Performance Fabric	Brilliant	2	CF Stinson	Performance Fabric
Bespoke	3	CF Stinson	Performance Fabric	Brink	3	Burch	Performance Fabric

*Pattern availability subject to change, as patterns may be discontinued at any time.

Graded-In Cryptons & Vinyls

Listed Alphabetically By Pattern

PATTERN	GRADE	SUPPLIER	TYPE	PATTERN	GRADE	SUPPLIER	TYPE
Brio	5	Mayer	Performance Fabric	Catwalk	2	Mayer	Vinyl
Broadleaf	6	J Ennis	Performance Fabric	Celebration	4	Burch	Vinyl
Bronte	1	Burch	Vinyl	Celebration	2	Morbern	Vinyl
Brush Stroke	4	Burch	Performance Fabric	Celeste	5	CF Stinson	Performance Fabric
Bryant Park	2	CF Stinson	Performance Fabric	Celestial	4	Burch	Performance Fabric
Buckley	2	Burch	Performance Fabric	Celtic	3	Mayer	Performance Fabric
Budget Black	1	CF Stinson	Vinyl	Centerpoint	5	Burch	Vinyl
Bulletin	6	Architex	PVC Free	Centerstage	4	J Ennis	Performance Fabric
Bunta	5	DesignTex	Performance Fabric	Central	4	Momentum	Performance Fabric
Burkshire	2	Burch	Vinyl	Central Park	4	Burch	Performance Fabric
Burkshire	3	CF Stinson	Vinyl	Certain	6	Maharam	Performance Fabric
Burkshire FAR	3	J Ennis	Vinyl	Cetus	6	Architex	PVC Free
Buzzword	2	Burch	Performance Fabric	Chain Link	4	Architex	Vinyl
Cabriolet	4	Architex	PVC Free	Chalet	2	Burch	Performance Fabric
Cadence	4	J Ennis	Performance Fabric	Chalet	6	Maharam	Performance Fabric
Caiman	5	DesignTex	Performance Fabric	Chambray	2	Burch	Vinyl
Calla	6	CF Stinson	Performance Fabric	Chamea II	2	Burch	Vinyl
Campus Stripe	6	Arc Com	Performance Fabric	Chamea II	2	J Ennis	Vinyl
Candid	4	Burch	Performance Fabric	Chance	6	Maharam	Performance Fabric
Candid	4	Maharam	Vinyl	Channel	4	Arc Com	PVC Free
Candy Dots	4	Standard Textile	Performance Fabric	Channel	2	CF Stinson	Vinyl
Candy Land	6	Arc Com	Performance Fabric	Channel	3	Momentum	Performance Fabric
Cannon Beach	6	CF Stinson	Performance Fabric	Chapiteau	4	DesignTex	Performance Fabric
Canter	2	Momentum	PVC Free	Chaps FR	3	Mayer	Vinyl
Canvas By Kvadrat	6	Maharam	Performance Fabric	Charette	3	Mayer	Vinyl
Canyon	1	Burch	Vinyl	Charmed	4	Burch	Performance Fabric
Capote	3	Burch	PVC Free	Chatterbox	6	Architex	PVC Free
Capreni	5	CF Stinson	Vinyl	Chauncey	4	CF Stinson	Performance Fabric
Caption	2	Burch	Performance Fabric	Chi w/ Aglon®	6	CF Stinson	Performance Fabric
Carat	6	Architex	Performance Fabric	Chic	2	Burch	Performance Fabric
Carlisle	3	CF Stinson	Vinyl	Chickletz	4	Standard Textile	Performance Fabric
Carnival	5	Arc Com	PVC Free	Chime	2	Burch	Performance Fabric
Carnival	2	Burch	Performance Fabric	Chime	4	Maharam	Vinyl
Carrara	2	Burch	Vinyl	Chloe	4	CF Stinson	Performance Fabric
Cartouche	6	Maharam	Performance Fabric	Chock	5	Maharam	Performance Fabric
Casablanca	5	CF Stinson	Vinyl	Chord	2	Burch	Performance Fabric
Cascadia	5	DesignTex	Performance Fabric	Chroma	5	Arc Com	Vinyl
Cashmere II	2	Momentum	PVC Free	Chroma	3	Burch	Performance Fabric
Cassava	6	DesignTex	Performance Fabric	Chroma	4	CF Stinson	Vinyl
Cassidy	3	CF Stinson	Vinyl	Chromatic	4	DesignTex	Performance Fabric
Cassio	5	Arc Com	Performance Fabric	Cinch	4	Maharam	Vinyl
Catalina	5	CF Stinson	Performance Fabric	Cinnamon Blossom	6	CF Stinson	Performance Fabric
Catalogue	6	Momentum	Performance Fabric	Circa	6	DesignTex	Performance Fabric
Catalyst	2	Burch	Performance Fabric	Circolo	6	DesignTex	Performance Fabric
Catalyst	4	DesignTex	Vinyl	Circuit	5	Maharam	Performance Fabric
Catalyst	2	CF Stinson	Vinyl	Cirque	6	Arc Com	Performance Fabric
Catch Me If You Can	5	Architex	Performance Fabric	Cirque	4	CF Stinson	Vinyl
Catwalk	4	CF Stinson	Performance Fabric	Cirque	2	Mayer	Vinyl

*Pattern availability subject to change, as patterns may be discontinued at any time.

Graded-In Cryptons & Vinyls

Listed Alphabetically By Pattern

PATTERN	GRADE	SUPPLIER	TYPE	PATTERN	GRADE	SUPPLIER	TYPE
Cirro	5	CF Stinson	Performance Fabric	Corinthian	4	Architex	PVC Free
Cirrus	6	Architex	PVC Free	Corium	4	CF Stinson	PVC Free
Citadel	2	CF Stinson	Vinyl	Cork	3	Burch	PVC Free
City	1	Morbern	Vinyl	Cornerstone	2	Burch	Vinyl
Cityscape	5	Burch	Performance Fabric	Cosmopolitan	2	Mayer	Performance Fabric
Clam Digger	6	Architex	Performance Fabric	Cottonwood	4	CF Stinson	Performance Fabric
Claro	2	J Ennis	PVC Free	Couple	6	Maharam	Performance Fabric
Classic	2	Burch	Vinyl	Court	5	Architex	PVC Free
Clean Slate	3	CF Stinson	Vinyl	Courtyard	5	CF Stinson	Performance Fabric
Clematis	4	J Ennis	Performance Fabric	Cover	5	Maharam	Performance Fabric
Clique	2	Burch	Vinyl	Cover Cloth	3	Momentum	Performance Fabric
Closed Loop	5	DesignTex	Performance Fabric	Cowboy	4	Architex	PVC Free
Coco	5	CF Stinson	Performance Fabric	Cozy	4	CF Stinson	Performance Fabric
Code	5	Architex	PVC Free	Crepe	2	Burch	Performance Fabric
Coin	4	Maharam	Performance Fabric	Crew	6	Maharam	Performance Fabric
Coin Crypton	6	Maharam	Performance Fabric	Criss Cross	2	CF Stinson	Vinyl
Coincide	4	Maharam	Performance Fabric	Croc	5	Architex	PVC Free
Coincide High Performance	6	Maharam	Performance Fabric	Croc	6	J Ennis	PVC Free
Colden	5	CF Stinson	Performance Fabric	Crosshatch	2	Burch	Vinyl
Colline By Kvadrat	6	Maharam	Performance Fabric	Crosshatch	6	DesignTex	PVC Free
Colorblock	6	DesignTex	Performance Fabric	Crossroad	2	Standard Textile	Vinyl
Colorful Plaid	5	DesignTex	Performance Fabric	Crossroads	6	Arc Com	Performance Fabric
Colorguard	2	Burch	Vinyl	Crossroads	5	DesignTex	Performance Fabric
Colorguard	2	CF Stinson	Vinyl	Crossweave	3	DesignTex	Performance Fabric
Column	2	Burch	Performance Fabric	Crosswind	5	DesignTex	Vinyl
Column	6	Maharam	Performance Fabric	Cruisin'	6	CF Stinson	Performance Fabric
Comeback	6	CF Stinson	Performance Fabric	Crush	6	Maharam	Performance Fabric
Commentary	6	Maharam	Performance Fabric	Crypton Metro	4	CF Stinson	Performance Fabric
Commotion	2	Burch	Performance Fabric	Crypton Suede	4	CF Stinson	Performance Fabric
Compound	6	Maharam	Vinyl	Crystal Ball	4	Burch	Performance Fabric
Concentric	5	CF Stinson	Performance Fabric	Crystalline	5	CF Stinson	Performance Fabric
Concept	6	DesignTex	Performance Fabric	Crystals	4	Mayer	Vinyl
Connect	2	CF Stinson	Vinyl	Cuddle Up	5	Mayer	Performance Fabric
Connect More	4	Standard Textile	Performance Fabric	Curio	3	Burch	Performance Fabric
Connection	4	Burch	Performance Fabric	Curley Q	3	Standard Textile	Performance Fabric
Conservation	6	J Ennis	Performance Fabric	Curleys Twin	3	Standard Textile	Performance Fabric
Contemplate	6	Architex	Performance Fabric	Curlicue	3	Mayer	Vinyl
Contempo	3	Mayer	Vinyl	Current	3	Burch	Performance Fabric
Contempora	1	Burch	Vinyl	Current	6	CF Stinson	Performance Fabric
Continuous	4	J Ennis	Performance Fabric	Current	5	DesignTex	Vinyl
Continuum	4	CF Stinson	Performance Fabric	Curves Ahead	5	CF Stinson	Performance Fabric
Converge	6	DesignTex	Performance Fabric	Cutting Edge	2	Burch	Performance Fabric
Cool Comfort	4	Architex	Vinyl	Cycle	4	Maharam	Vinyl
Cordgrass	6	Architex	PVC Free	Cycle	3	Momentum	PVC Free
Corduroy	3	Burch	Performance Fabric	Daddy-O w/ Agion	6	CF Stinson	Performance Fabric
Core	2	CF Stinson	Vinyl	Dakar	4	Architex	PVC Free
Core	6	Architex	PVC Free	Dakota	5	Arc Com	Vinyl
Corfe	4	J Ennis	Performance Fabric	Dakota	3	Architex	PVC Free

*Pattern availability subject to change, as patterns may be discontinued at any time.

Graded-In Cryptons & Vinyls

Listed Alphabetically By Pattern

PATTERN	GRADE	SUPPLIER	TYPE	PATTERN	GRADE	SUPPLIER	TYPE
Dakota	3	CF Stinson	PVC Free	Dominos	2	Burch	Performance Fabric
Dakota	3	Mayer	Vinyl	Donegal	2	Standard Textile	Vinyl
Dakota 2	3	Arc Com	Vinyl	Doodle	4	Architex	Vinyl
Dande	2	Mayer	Vinyl	Doodle	2	Standard Textile	Vinyl
Dapper	2	Burch	Performance Fabric	Double Crossed	5	Standard Textile	Performance Fabric
Dapper	5	DesignTex	Performance Fabric	Double Time w/ Agion	6	CF Stinson	Performance Fabric
Dapper	5	Maharam	PVC Free	Draft	2	Burch	Performance Fabric
Dart	2	CF Stinson	Performance Fabric	Draft	6	DesignTex	Performance Fabric
Dart	6	DesignTex	Performance Fabric	Dragon	5	Architex	Vinyl
Dart	6	Maharam	Performance Fabric	Drama	2	Burch	Performance Fabric
Dash	4	CF Stinson	Vinyl	Drape	6	Maharam	Vinyl
Dash	5	Maharam	Performance Fabric	Draw Straws	6	Architex	Vinyl
Dashing	5	DesignTex	Performance Fabric	Dublin	4	Architex	Vinyl
Dashing	4	J Ennis	Performance Fabric	Dublin Tweed FR	3	Mayer	Vinyl
Dauphine	1	Morbern	Vinyl	Duet	4	CF Stinson	Performance Fabric
Davenport	4	Burch	Performance Fabric	Dupioni	3	Architex	Vinyl
Daybreak	5	Architex	Vinyl	Duration	2	Burch	Vinyl
Daydream	3	Architex	Vinyl	Dynasty	5	Arc Com	PVC Free
Daytona	4	Architex	Vinyl	Eastside	6	DesignTex	Performance Fabric
Debonair	4	Mayer	Performance Fabric	Easy Street	4	Burch	Performance Fabric
Debut	6	Mayer	Performance Fabric	Eaton	4	Standard Textile	Performance Fabric
Decade	2	Burch	Performance Fabric	Echo	6	Arc Com	Performance Fabric
Decode	6	Maharam	Performance Fabric	Echo II	6	Momentum	PVC Free
Defer	4	Maharam	Performance Fabric	Eclipse	6	Arc Com	Performance Fabric
Deflection	4	CF Stinson	Performance Fabric	Edit	2	Burch	Performance Fabric
Delaine	6	DesignTex	Performance Fabric	Effervescence	5	CF Stinson	PVC Free
Delight	6	Architex	Performance Fabric	Effloresce	6	Momentum	Performance Fabric
Delta	5	Arc Com	Performance Fabric	Elderberry	6	CF Stinson	Performance Fabric
Detail	6	CF Stinson	Performance Fabric	Element	4	Burch	PVC Free
Dharma Stripe	4	DesignTex	Performance Fabric	Elevate	6	Momentum	Performance Fabric
Diamante	2	Burch	Performance Fabric	Eli	5	CF Stinson	Vinyl
Diamante	2	Burch	Vinyl	Elite	2	Burch	PVC Free
Digital	4	Burch	Performance Fabric	Elle	6	Momentum	Performance Fabric
Dimension	2	Burch	Vinyl	Ellipse	5	Architex	Vinyl
Disc	4	Maharam	Performance Fabric	Ellipsis	2	DesignTex	Performance Fabric
Disc Crypton	6	Maharam	Performance Fabric	Embellish	2	Burch	Performance Fabric
Disco	2	Burch	Vinyl	Embers	4	J Ennis	Performance Fabric
Disco	3	Mayer	Performance Fabric	Emblem	6	Maharam	Performance Fabric
Disperse	6	Maharam	Performance Fabric	Emboss	6	Maharam	PVC Free
Ditto	6	Maharam	Performance Fabric	Enchanted	2	Burch	Vinyl
Diva	3	CF Stinson	Vinyl	Encore	4	Burch	Performance Fabric
Divide	4	Maharam	Performance Fabric	Endurance	2	Burch	Vinyl
Divide Crypton	6	Maharam	Performance Fabric	English Leather	4	Architex	PVC Free
Division	4	Maharam	Performance Fabric	English Pub	2	Burch	Vinyl
Dodgeball	5	CF Stinson	Vinyl	English Pub	3	CF Stinson	Vinyl
Dolce	2	Burch	PVC Free	English Pub FAR	3	J Ennis	Vinyl
Dolphin	1	Burch	Vinyl	English Suede	4	Architex	PVC Free
Domain	4	Momentum	Performance Fabric	Enhance	6	Architex	Performance Fabric

*Pattern availability subject to change, as patterns may be discontinued at any time.

Graded-In Cryptons & Vinyls

Listed Alphabetically By Pattern

PATTERN	GRADE	SUPPLIER	TYPE	PATTERN	GRADE	SUPPLIER	TYPE
Ensemble	4	J Ennis	Performance Fabric	Fifth Avenue	4	Burch	Performance Fabric
Entourage	6	Mayer	Performance Fabric	Figment	5	CF Stinson	Performance Fabric
Entrada	6	CF Stinson	Vinyl	Filly	5	Architex	PVC Free
Entwine	2	Burch	Performance Fabric	Filter	4	Burch	Performance Fabric
Entwine	2	Mayer	Vinyl	Finale	3	Mayer	Performance Fabric
Eon	6	DesignTex	Vinyl	Finesse	2	Mayer	Vinyl
Eon	3	Momentum	PVC Free	Finite	3	Burch	Vinyl
Epiphany	6	DesignTex	Performance Fabric	Fireflies	5	Arc Com	Vinyl
Equator	4	Burch	PVC Free	Firefly	6	CF Stinson	Performance Fabric
Equinox	4	CF Stinson	Performance Fabric	Firewall	3	Burch	Performance Fabric
Equus	4	Architex	Vinyl	First Class	4	Burch	Performance Fabric
Escapade	5	Mayer	Performance Fabric	Fit	5	Architex	Vinyl
Esprit	1	Burch	Vinyl	Fizz	3	CF Stinson	Vinyl
Esquina	6	J Ennis	PVC Free	Flair	2	Morbern	Vinyl
Essence	2	Burch	Performance Fabric	Flannel	3	Burch	Performance Fabric
Etoile	6	Architex	PVC Free	Flare	4	Burch	Vinyl
Etc.	6	Arc Com	Performance Fabric	Flash	4	Burch	Performance Fabric
Etch	5	Arc Com	Vinyl	Flection	6	Momentum	Performance Fabric
Evolution	6	Architex	PVC Free	Fleece	3	Burch	Performance Fabric
Evolve	2	Burch	Performance Fabric	Flex	4	CF Stinson	Performance Fabric
Evolve	6	Momentum	Performance Fabric	Flight	6	CF Stinson	Performance Fabric
Exchange	5	Maharam	Performance Fabric	Flights of Fancy	6	Architex	Performance Fabric
Excursion	4	Burch	Performance Fabric	Flint	1	Burch	Performance Fabric
Excursion	4	CF Stinson	Vinyl	Flip Flops	5	CF Stinson	Performance Fabric
Exemplar	2	Standard Textile	Vinyl	Flo	3	Burch	PVC Free
Exhibit	5	Burch	Performance Fabric	Flora	2	Burch	Performance Fabric
Exotic	5	Architex	PVC Free	Florentine	3	CF Stinson	Performance Fabric
Expressions	2	Burch	Vinyl	Floret	6	Maharam	Performance Fabric
Expressions	3	CF Stinson	Vinyl	Florida	5	Architex	Vinyl
Fable	3	Burch	PVC Free	Floridian	1	Burch	Vinyl
Fairy Tales	5	Mayer	Performance Fabric	Florin	5	DesignTex	Vinyl
FanFare	6	Mayer	Performance Fabric	Flower Market	6	Architex	Performance Fabric
Fashionista	5	Architex	PVC Free	Fluent Crypton	6	Maharam	Performance Fabric
Fast Lane	2	CF Stinson	Performance Fabric	Flutterby	3	Standard Textile	Performance Fabric
Fast Track	2	Burch	Performance Fabric	Flux	4	Burch	Performance Fabric
Fasten	6	Maharam	Performance Fabric	Flux	6	DesignTex	Performance Fabric
Fathom	3	Maharam	Performance Fabric	Focus	4	Maharam	Performance Fabric
Fathom	4	Mayer	Performance Fabric	Focus	5	Standard Textile	Performance Fabric
Faux Sure	6	DesignTex	PVC Free	Foiled	4	Architex	Vinyl
Feature	3	Burch	Performance Fabric	Fold	6	Maharam	PVC Free
Feature	6	Maharam	Vinyl	Folio	5	CF Stinson	Performance Fabric
Feliz	6	Momentum	Performance Fabric	Follow the Leader	5	Architex	Performance Fabric
Felt	3	Burch	Performance Fabric	Footnote	3	Burch	PVC Free
Fenestra	6	CF Stinson	Performance Fabric	Foray	3	Momentum	PVC Free
Festival	2	Burch	Performance Fabric	Formula	6	Architex	Performance Fabric
Fickle	4	Standard Textile	Performance Fabric	Fortune	4	Burch	Performance Fabric
Fiddle	6	Maharam	Performance Fabric	Fractal	5	CF Stinson	Performance Fabric
Field	4	J Ennis	Performance Fabric	Fraction	6	Maharam	Vinyl

*Pattern availability subject to change, as patterns may be discontinued at any time.

Graded-In Cryptons & Vinyls

Listed Alphabetically By Pattern

PATTERN	GRADE	SUPPLIER	TYPE	PATTERN	GRADE	SUPPLIER	TYPE
Fragment	4	J Ennis	Performance Fabric	Gravity	3	CF Stinson	Performance Fabric
Framed	4	Standard Textile	Performance Fabric	Griglia	6	DesignTex	Performance Fabric
Framework	2	Burch	Vinyl	Grille	2	CF Stinson	Vinyl
Freehand	4	CF Stinson	Performance Fabric	Groove	2	Momentum	PVC Free
Freeze Frame	4	Burch	Performance Fabric	Grove	2	Burch	Performance Fabric
Frenzy	2	Burch	Performance Fabric	Grove	6	CF Stinson	Performance Fabric
Fridays	4	Architex	Vinyl	Guardian	2	Burch	Vinyl
Friendly Faux	6	DesignTex	PVC Free	Guardian	3	Mayer	Vinyl
Friendship	6	Architex	Performance Fabric	Guideline	2	Burch	Vinyl
Fringe	4	Momentum	PVC Free	Gunta	6	Architex	Performance Fabric
Frontier	4	Arc Com	Vinyl	Guru	2	Burch	Performance Fabric
Frost	2	J Ennis	PVC Free	Haberdashery	3	Standard Textile	Performance Fabric
Full Circle	5	Burch	Vinyl	Habitat	6	J Ennis	Performance Fabric
Furrows	2	CF Stinson	Performance Fabric	Habitat	3	Mayer	Performance Fabric
Fuse	2	CF Stinson	Vinyl	Hampton	2	J Ennis	Vinyl
Fuse	6	DesignTex	PVC Free	Hands On	5	CF Stinson	Performance Fabric
Gabbana	2	Standard Textile	Vinyl	Happy Hour	4	CF Stinson	Performance Fabric
Gala	4	Mayer	Vinyl	Happy Tappy	6	CF Stinson	Performance Fabric
Galanthus	6	J Ennis	Performance Fabric	Hashtag	4	DesignTex	Performance Fabric
Gale	5	DesignTex	Vinyl	Haven	4	CF Stinson	Performance Fabric
Gallone	6	DesignTex	Performance Fabric	Haven	3	Architex	Vinyl
Gamut	2	DesignTex	Performance Fabric	Headline	2	Burch	Performance Fabric
Gardenia	4	Arc Com	Vinyl	Hearth	2	Burch	Performance Fabric
Gate	4	J Ennis	Performance Fabric	Heidi	1	Burch	Vinyl
Gatsby	5	Arc Com	Vinyl	Heidi Soft	1	Burch	Vinyl
Gem	5	Arc Com	Vinyl	Helix	6	CF Stinson	Performance Fabric
Gemini	2	J Ennis	Vinyl	Hem Stitch	4	DesignTex	Performance Fabric
Geode	2	Standard Textile	Vinyl	Hemingway	3	Burch	PVC Free
Geodesic	5	CF Stinson	Performance Fabric	Hero By Kvadrat	6	Maharam	Performance Fabric
GeoMet	3	CF Stinson	Vinyl	Hexstripe	6	DesignTex	Performance Fabric
Glam	4	J Ennis	Performance Fabric	Hexx	2	Burch	Vinyl
Glaze	2	Burch	Vinyl	Hexx	3	J Ennis	Vinyl
Glaze	6	DesignTex	Vinyl	Hexx	1	Morbern	Vinyl
Glaze	3	J Ennis	Vinyl	Hi-Fi	2	CF Stinson	Performance Fabric
Gleam	6	DesignTex	Performance Fabric	High Beam	4	Architex	PVC Free
Glint	4	Architex	PVC Free	Highway	5	Architex	Vinyl
Glitz	5	Architex	PVC Free	Hint	4	Architex	Vinyl
Glow	4	Burch	Performance Fabric	History	4	J Ennis	Performance Fabric
Grace	6	Architex	Performance Fabric	Hitch	2	Burch	Vinyl
Gradate	6	DesignTex	Performance Fabric	Hive	2	CF Stinson	Performance Fabric
Gradation	2	CF Stinson	Performance Fabric	Hive	5	Momentum	PVC Free
Grain	6	Architex	PVC Free	Holiday	3	Mayer	Performance Fabric
Grand Central	6	Arc Com	Performance Fabric	Holly	1	Morbern	Vinyl
Grand Sierra	2	Burch	Vinyl	Hologram	2	Burch	Vinyl
Grand Sierra	2	CF Stinson	Vinyl	Holstein	4	Architex	Vinyl
Grand Vista	2	Burch	Vinyl	Honeycomb	4	J Ennis	Performance Fabric
Grandeur	5	DesignTex	Performance Fabric	Honeycomb	3	Standard Textile	Performance Fabric
Graph	3	Burch	Performance Fabric	Honeycomb	6	Architex	Performance Fabric

*Pattern availability subject to change, as patterns may be discontinued at any time.

Graded-In Cryptons & Vinyls

Listed Alphabetically By Pattern

PATTERN	GRADE	SUPPLIER	TYPE	PATTERN	GRADE	SUPPLIER	TYPE
Hoop	5	Architex	PVC Free	Interlock	6	DesignTex	Performance Fabric
Hoot	2	Standard Textile	Performance Fabric	Interlude	4	Burch	Performance Fabric
Hopscotch	2	Burch	Vinyl	Interlude	4	J Ennis	Performance Fabric
Horizon	4	Burch	Performance Fabric	Interval	3	CF Stinson	Performance Fabric
Horizons	6	CF Stinson	Performance Fabric	Interweave	1	Burch	Performance Fabric
Hot Spot	4	CF Stinson	Performance Fabric	Intrepid	2	Burch	Vinyl
Hourglass	5	CF Stinson	Performance Fabric	Introvert	5	DesignTex	Performance Fabric
Hudson	6	CF Stinson	Performance Fabric	Invision	2	Burch	Vinyl
Hue	3	Burch	Performance Fabric	Invision	5	J Ennis	Vinyl
Hula	6	Momentum	Performance Fabric	Ion	4	Burch	Performance Fabric
Hush	5	CF Stinson	Performance Fabric	Iridescence	4	J Ennis	Performance Fabric
Hush	3	Architex	Vinyl	Irregular Grid	5	DesignTex	Vinyl
Huxley	3	Burch	PVC Free	Isabella	5	Arc Com	Vinyl
Hybrid	2	Burch	Performance Fabric	Isabella	5	CF Stinson	Performance Fabric
Hyde	6	Architex	PVC Free	Isla	4	Momentum	Performance Fabric
Hype	2	Burch	Performance Fabric	Islander	1	Burch	Vinyl
Hyphen	5	DesignTex	Performance Fabric	Isotope	6	DesignTex	Performance Fabric
I Spy	5	CF Stinson	Performance Fabric	Ivy	3	Standard Textile	Performance Fabric
Icon	4	Momentum	PVC Free	Jam Session w/ Agion	6	CF Stinson	Performance Fabric
Idyll	6	Momentum	Performance Fabric	Jambi Stripe	5	CF Stinson	Performance Fabric
Ignite	5	Burch	Performance Fabric	Jamboree	2	Burch	Performance Fabric
Iguana	4	Arc Com	Vinyl	Jamestown	1	Burch	Vinyl
Illusion	4	Arc Com	Vinyl	Jardin	6	Arc Com	Performance Fabric
Illusion	4	J Ennis	Performance Fabric	Jasmine Screen	5	CF Stinson	Performance Fabric
Images	3	Mayer	Vinyl	Jest	5	Momentum	Performance Fabric
Imagine	4	J Ennis	Performance Fabric	Jing	5	Arc Com	Vinyl
Impression	2	Burch	Performance Fabric	Jitterbug	3	Burch	Performance Fabric
Impression	6	CF Stinson	Performance Fabric	Jitterbug	3	Mayer	Performance Fabric
Impulse	4	Burch	Performance Fabric	Jive	5	Arc Com	Performance Fabric
Incognito	5	Standard Textile	Performance Fabric	Jive	3	Burch	PVC Free
Independence	1	Burch	Vinyl	Jive	3	Standard Textile	Performance Fabric
Index	3	Burch	PVC Free	Journal	3	Burch	PVC Free
Indulge	2	Burch	PVC Free	Journey	3	Mayer	Performance Fabric
Infinity	6	Architex	Performance Fabric	Jump For Joy	6	Architex	Performance Fabric
Infinity	4	Burch	Performance Fabric	Jump w/ Agion	6	CF Stinson	Performance Fabric
Influence	4	J Ennis	Performance Fabric	Jumpin Jack	4	Standard Textile	Performance Fabric
Infusion	5	Momentum	Performance Fabric	Junction	4	Burch	Performance Fabric
Ingrain	4	J Ennis	Performance Fabric	Juxy	5	CF Stinson	Vinyl
Inkling	6	DesignTex	Performance Fabric	Kabuki	6	DesignTex	Performance Fabric
Inlet	5	DesignTex	Performance Fabric	Kalahari	5	DesignTex	Vinyl
Inside Edge	6	DesignTex	Vinyl	Kaleidoscope	6	J Ennis	Performance Fabric
Inside Track	2	CF Stinson	Performance Fabric	Katana	3	Burch	PVC Free
Insignia	3	Burch	Performance Fabric	Kenga	6	Architex	Performance Fabric
Intaglio	6	Arc Com	PVC Free	Kennebunk	5	CF Stinson	Performance Fabric
Intaglio 2	5	Arc Com	PVC Free	Kent	6	Architex	PVC Free
Interlace	3	Burch	Vinyl	Kerplunk	4	J Ennis	Performance Fabric
Interlace	2	Mayer	Vinyl	Ketana	6	CF Stinson	Performance Fabric
Interlochen	3	Mayer	Vinyl	Kettering	6	Architex	PVC Free

*Pattern availability subject to change, as patterns may be discontinued at any time.

Graded-In Cryptons & Vinyls

Listed Alphabetically By Pattern

PATTERN	GRADE	SUPPLIER	TYPE	PATTERN	GRADE	SUPPLIER	TYPE
Key	2	Burch	Performance Fabric	Liege	4	Architex	PVC Free
Key Largo	2	Mayer	Vinyl	Lift	6	CF Stinson	Performance Fabric
Keynote	2	Momentum	Performance Fabric	Limelight	2	Burch	Performance Fabric
Keystone	4	J Ennis	Performance Fabric	Linari	5	DesignTex	Vinyl
Kilkenny Tweed	2	Burch	Vinyl	Lindos	6	DesignTex	Vinyl
Kilkenny Tweed	3	CF Stinson	Vinyl	Line Dance	4	CF Stinson	Performance Fabric
Kimono	2	Burch	Vinyl	Line Drive	4	Architex	Vinyl
Kindred	6	Maharam	Performance Fabric	Line Up	4	Burch	Performance Fabric
Kindred	5	Momentum	PVC Free	Lineage	4	Maharam	Vinyl
Kinetic	5	Burch	Vinyl	Lineage	2	Standard Textile	Vinyl
Kinetic	4	CF Stinson	Performance Fabric	Linen	3	Burch	Performance Fabric
Kinship	4	Architex	Vinyl	Linen	2	Mayer	Vinyl
Kixx	2	Burch	Vinyl	Linen	3	Architex	Vinyl
Klange	6	DesignTex	Performance Fabric	Link	3	Burch	PVC Free
Knock Knock	6	CF Stinson	Performance Fabric	Links	2	Mayer	Vinyl
Komposition	6	DesignTex	Performance Fabric	Lino	5	DesignTex	Vinyl
Kosta	3	Burch	PVC Free	Linus	4	CF Stinson	Performance Fabric
Kusari	2	CF Stinson	Vinyl	Liret	4	DesignTex	Performance Fabric
Labyrinth	5	CF Stinson	Performance Fabric	Little Dot	6	DesignTex	Performance Fabric
Lancaster	4	Burch	Performance Fabric	Little Plaid	4	DesignTex	Performance Fabric
Lapalma	4	J Ennis	Performance Fabric	Locker Room	5	Architex	Vinyl
Laque	4	DesignTex	Performance Fabric	Lofty	5	DesignTex	Performance Fabric
Laredo	2	CF Stinson	Vinyl	Long Necks	6	Architex	Performance Fabric
Lariat	4	Maharam	Vinyl	Long Play	4	Architex	PVC Free
Latitude	4	CF Stinson	Vinyl	Longhorn	4	Architex	Vinyl
Lattice	2	Burch	Performance Fabric	Lotus	4	Standard Textile	Performance Fabric
Laureate	6	DesignTex	Performance Fabric	Ludington	6	DesignTex	Vinyl
Lava	6	CF Stinson	Vinyl	Lumina	4	Burch	PVC Free
Lavish	2	Burch	Performance Fabric	Lumina	6	J Ennis	PVC Free
Lavish	2	Mayer	Performance Fabric	Luster	6	DesignTex	Performance Fabric
Leaf Dot	6	DesignTex	Performance Fabric	Luxe	2	Burch	Performance Fabric
Leafette	5	DesignTex	Vinyl	Luxe	2	Morbern	Vinyl
Leap	5	DesignTex	Vinyl	Lyric	6	Arc Com	Vinyl
Leaps & Bounds	5	CF Stinson	Performance Fabric	Lyric	2	Burch	Performance Fabric
Leatheretta	4	Architex	PVC Free	Madrid SP Black	1	Mayer	Vinyl
Leaves	6	DesignTex	Vinyl	Makeover	6	CF Stinson	Performance Fabric
Ledger	4	Maharam	Vinyl	Mali	6	CF Stinson	Performance Fabric
Legacy	6	Arc Com	Performance Fabric	Malibu	3	Mayer	Performance Fabric
Legacy	5	Burch	Performance Fabric	Mammoth	5	Architex	Vinyl
Legend	6	Architex	PVC Free	Manchester	4	CF Stinson	Performance Fabric
Leisure	5	Architex	Performance Fabric	Mandala	5	DesignTex	Performance Fabric
Leland	5	DesignTex	Performance Fabric	Mandalay	4	Burch	Performance Fabric
Lens	5	Maharam	Vinyl	Marathon	5	Arc Com	PVC Free
Leonardo	5	Arc Com	Performance Fabric	Marblestone	2	Burch	Vinyl
Leopard	4	Architex	Vinyl	Margin	3	Burch	Vinyl
Levante	2	J Ennis	Vinyl	Marimba	4	CF Stinson	Performance Fabric
Level	2	Burch	Vinyl	Market	2	Burch	Performance Fabric
Liberty	1	Burch	Vinyl	Marley	3	Standard Textile	Performance Fabric

*Pattern availability subject to change, as patterns may be discontinued at any time.

Graded-In Cryptons & Vinyls

Listed Alphabetically By Pattern

PATTERN	GRADE	SUPPLIER	TYPE	PATTERN	GRADE	SUPPLIER	TYPE
Marquee	4	Maharam	Performance Fabric	Moccasin	2	CF Stinson	Vinyl
Marquetry	5	CF Stinson	Performance Fabric	Mode	3	Maharam	Performance Fabric
Marquissette	5	Architex	PVC Free	Modena	4	CF Stinson	PVC Free
Martini	5	CF Stinson	Vinyl	Momentum	4	J Ennis	Performance Fabric
Marvel	2	Burch	Vinyl	Monolith	5	Architex	Vinyl
Matrix	5	Architex	Vinyl	Montage	3	CF Stinson	Performance Fabric
Matrix	4	CF Stinson	Vinyl	Montana	2	CF Stinson	Vinyl
McQueen	4	Architex	PVC Free	Monte Carlo	6	Arc Com	Performance Fabric
Meadow	6	Arc Com	Vinyl	Monticello	1	Burch	Vinyl
Meadow	5	Architex	PVC Free	Moon Beam	6	Arc Com	Performance Fabric
Meander	6	Maharam	Performance Fabric	Moon Beam 2	6	Arc Com	Performance Fabric
Meander	2	Standard Textile	Vinyl	Morning Star	6	DesignTex	Performance Fabric
Mecca	1	Standard Textile	Vinyl	Morocco	1	Burch	Vinyl
Medium	4	Maharam	Performance Fabric	Mortise	6	Maharam	Performance Fabric
Medley	3	Standard Textile	Performance Fabric	Mosaic	4	Burch	Performance Fabric
Medley	6	Architex	Performance Fabric	Motif	6	DesignTex	Performance Fabric
Megabyte	3	Burch	Performance Fabric	Motto	3	Burch	Performance Fabric
Melange	4	DesignTex	Performance Fabric	Mountaineer	5	Architex	Vinyl
Membership	5	Architex	PVC Free	Movement	4	J Ennis	Performance Fabric
Memoir	3	Burch	PVC Free	Moxie	5	CF Stinson	PVC Free
Mensa	6	Momentum	Performance Fabric	Mulberry	5	Burch	Vinyl
Meridian	5	Maharam	Performance Fabric	Mulberry	2	Morbern	Vinyl
Mesa	4	Arc Com	Performance Fabric	Multiplex	4	J Ennis	Performance Fabric
Mesa	1	Burch	Performance Fabric	Muse	2	Burch	Vinyl
Messenger	3	Maharam	Performance Fabric	Natural Linen	2	Burch	Vinyl
Meteor	4	Burch	Performance Fabric	Natural Linen	1	Morbern	Vinyl
Method	2	Burch	Performance Fabric	Natural World	5	CF Stinson	Vinyl
Metric	4	Maharam	Performance Fabric	Nauga Leather	2	Burch	Vinyl
Metro	3	Mayer	Performance Fabric	Nauga Soft	2	Burch	Vinyl
Metta	5	DesignTex	Vinyl	Nauga Soft	2	J Ennis	Vinyl
Mica	3	CF Stinson	Vinyl	Naugaform	2	Burch	Vinyl
Micro	4	Maharam	Vinyl	Naugahyde CP-1967	2	Burch	Vinyl
Microchip	3	Burch	Performance Fabric	Naugaleather	3	CF Stinson	Vinyl
Microdot	3	Mayer	Vinyl	Naugasoft	2	CF Stinson	Vinyl
Microgrid	5	DesignTex	Performance Fabric	Naugasyk	2	Burch	Vinyl
Midday	6	Architex	Performance Fabric	Nautica	3	Burch	Performance Fabric
Midtown	4	Burch	Performance Fabric	Navigator	1	Burch	Vinyl
Milano	3	Burch	Performance Fabric	Navigator	6	Arc Com	Performance Fabric
Milestone	2	Burch	Performance Fabric	Neochrome FAR	2	J Ennis	Vinyl
Milestone	3	Maharam	Performance Fabric	Neochrome III	2	Burch	Vinyl
Mineral	5	Maharam	Performance Fabric	Neochrome III	2	CF Stinson	Vinyl
Mineral	6	Architex	Performance Fabric	Neptune	2	Standard Textile	Vinyl
Mingle	5	CF Stinson	Performance Fabric	Nest	5	CF Stinson	Performance Fabric
Mingle	6	DesignTex	Performance Fabric	Network	2	Burch	Vinyl
Minimal	6	Maharam	Vinyl	Network	2	Standard Textile	Vinyl
Mirage	2	Standard Textile	Vinyl	New Hempstead	3	CF Stinson	Performance Fabric
Mister	6	Maharam	Performance Fabric	Next Scene	5	CF Stinson	Performance Fabric
Mocaskin	5	Architex	Vinyl	Nexus	6	DesignTex	Performance Fabric

*Pattern availability subject to change, as patterns may be discontinued at any time.

Graded-In Cryptons & Vinyls

Listed Alphabetically By Pattern

PATTERN	GRADE	SUPPLIER	TYPE	PATTERN	GRADE	SUPPLIER	TYPE
Niagara	6	Arc Com	Performance Fabric	Pace Crypton	4	Momentum	Performance Fabric
Nifty	2	Momentum	PVC Free	Pacifica	6	CF Stinson	Performance Fabric
Niles	5	Standard Textile	Performance Fabric	Paddle Leaf	6	Architex	Performance Fabric
Nimble	4	CF Stinson	Performance Fabric	Pagoda	4	Architex	Vinyl
Nirvana	2	Burch	Performance Fabric	Palatine	6	Arc Com	Performance Fabric
Nirvana	5	Mayer	Performance Fabric	Palatine 2	5	Arc Com	Performance Fabric
Nishiki	2	CF Stinson	Vinyl	Palette	4	Burch	Performance Fabric
Noble	5	DesignTex	Performance Fabric	Palomino	5	DesignTex	Performance Fabric
Nonchalant	5	DesignTex	Performance Fabric	Panache	4	J Ennis	Performance Fabric
Norwester	4	Standard Textile	Performance Fabric	Panache	6	Mayer	Performance Fabric
Nostalgia	3	Mayer	Performance Fabric	Panorama	6	CF Stinson	Performance Fabric
Notion	6	DesignTex	Performance Fabric	Paparazzi	6	Mayer	Performance Fabric
Nova	4	Burch	Performance Fabric	Parallel	2	Burch	Performance Fabric
Nova	4	CF Stinson	Performance Fabric	Parga	5	DesignTex	Vinyl
Now & Zen w/ Agion	6	CF Stinson	Performance Fabric	Park Avenue	5	CF Stinson	Performance Fabric
Nuance	2	J Ennis	Vinyl	Parkside Crypton	4	Momentum	Performance Fabric
Nubuck	1	J Ennis	PVC Free	Passage	4	Burch	Performance Fabric
Oath	4	Momentum	Performance Fabric	Pastime	4	Mayer	Performance Fabric
Oblique	3	Maharam	Performance Fabric	Pastimes	2	Architex	Vinyl
Obsession	6	Mayer	Performance Fabric	Patent	6	Architex	PVC Free
Occasion	2	Burch	Performance Fabric	Pathway	4	Burch	Performance Fabric
Octave	6	Maharam	Performance Fabric	Patriot	2	Burch	Vinyl
Odeum	4	J Ennis	Performance Fabric	Patriot Plus II	2	CF Stinson	Vinyl
Olympia	1	Burch	Vinyl	Patriot Stripe	3	Standard Textile	Performance Fabric
Olympus	5	CF Stinson	Vinyl	Paver	6	Maharam	Vinyl
Omar	5	DesignTex	Performance Fabric	Pavilion Stripe	4	DesignTex	Performance Fabric
Omega	4	Arc Com	PVC Free	Peace	2	Burch	Performance Fabric
Omen	6	Maharam	Performance Fabric	Peak	4	Burch	Performance Fabric
On the Money	4	CF Stinson	Performance Fabric	Peerless	3	Mayer	Vinyl
On the Spot	5	Mayer	Performance Fabric	Peninsula	4	J Ennis	Performance Fabric
Ophidian	5	DesignTex	Performance Fabric	Pennant	6	Maharam	Performance Fabric
Optic	6	Burch	Performance Fabric	Perimeter	3	CF Stinson	Performance Fabric
Opulent	5	DesignTex	Performance Fabric	Perplex	2	DesignTex	Performance Fabric
Oracle	2	Standard Textile	Vinyl	Persuasion	1	Burch	Vinyl
Orbit	2	CF Stinson	Vinyl	Persuasion	4	CF Stinson	Performance Fabric
Origami	4	Standard Textile	Performance Fabric	Petals	4	CF Stinson	Vinyl
Orion	6	Architex	PVC Free	Petite Floret	5	DesignTex	Performance Fabric
Oscillate	6	CF Stinson	Performance Fabric	Phase	4	DesignTex	Vinyl
Oscillate	6	DesignTex	Performance Fabric	Phase	6	Momentum	Performance Fabric
Ostrich	6	J Ennis	Vinyl	Phifertex Plus	2	J Ennis	Vinyl
Outlander	2	CF Stinson	Performance Fabric	Phoenix--Nassimi	2	Burch	Vinyl
Overlap	4	Maharam	Performance Fabric	Pick	3	Maharam	Performance Fabric
Oxen SP Black	1	Mayer	Vinyl	Pick Crypton	5	Maharam	Performance Fabric
Oxen--Nassimi & Spradling	1	Burch	Vinyl	Pictionary	2	Burch	Performance Fabric
Oxen--Naugahyde	1	Burch	Vinyl	Piet	6	Architex	Performance Fabric
Oxford	3	CF Stinson	Vinyl	Pigment	3	Burch	Performance Fabric
Oxide	6	Architex	Performance Fabric	Pika	4	DesignTex	Performance Fabric
Ozone	3	Burch	Performance Fabric	Pinata	5	Burch	Performance Fabric

*Pattern availability subject to change, as patterns may be discontinued at any time.

Graded-In Cryptons & Vinyls

Listed Alphabetically By Pattern

PATTERN	GRADE	SUPPLIER	TYPE	PATTERN	GRADE	SUPPLIER	TYPE
Pinball	6	Arc Com	Performance Fabric	Promise	2	Burch	Vinyl
Pinball	4	CF Stinson	Performance Fabric	Pronto	2	Burch	Vinyl
Pindot	2	Burch	Performance Fabric	Proof	2	Burch	Performance Fabric
Pinehurst	3	Mayer	Vinyl	Propel	5	Burch	Performance Fabric
Pinkerton	4	Architex	PVC Free	Prototype	3	Burch	Performance Fabric
Pinwheel	3	Standard Textile	Performance Fabric	Providence	6	J Ennis	Vinyl
Pitch	4	Maharam	Vinyl	Pumice	5	Architex	Vinyl
Pivot	2	CF Stinson	Performance Fabric	Punch	2	Mayer	Vinyl
Pivot	6	DesignTex	Performance Fabric	Puzzle	2	Burch	Performance Fabric
Pixy Sticks	3	Standard Textile	Performance Fabric	Qbert	4	Architex	Vinyl
Plait	5	Maharam	Performance Fabric	Quick	4	Maharam	Vinyl
Plait High Performance	6	Maharam	Performance Fabric	Quill	1	Burch	Vinyl
Plateau	5	Arc Com	Performance Fabric	Quilt	4	Architex	Vinyl
Plaza	4	Burch	Performance Fabric	Radar	6	DesignTex	Vinyl
Pleat	3	Burch	Performance Fabric	Radio	1	Morbern	Vinyl
Pleat	6	DesignTex	Performance Fabric	Radius	4	Architex	Vinyl
Plexus	5	CF Stinson	Vinyl	Raffia	4	CF Stinson	Vinyl
Plush	3	Burch	Performance Fabric	Rail	6	DesignTex	Performance Fabric
Pocket	6	Maharam	Performance Fabric	Rain Dance	3	Mayer	Performance Fabric
Point	4	Burch	Performance Fabric	Rainier	2	CF Stinson	Vinyl
Polaris	4	Burch	Performance Fabric	Rally	1	CF Stinson	Vinyl
Polished	6	Arc Com	PVC Free	Raquette	5	CF Stinson	Performance Fabric
Polished	2	Burch	Vinyl	Ratio	3	Burch	Performance Fabric
Polka	2	CF Stinson	Performance Fabric	Ratio	6	Mayer	Performance Fabric
Pollux	6	Architex	PVC Free	Rattan	2	Burch	Vinyl
Pop Art	6	DesignTex	Performance Fabric	Rave	3	Burch	Vinyl
Poplar	6	J Ennis	Performance Fabric	Rawhide	2	J Ennis	PVC Free
Porcelain	4	J Ennis	Performance Fabric	Razzle Dazzle	4	Architex	Vinyl
Porte	4	DesignTex	Performance Fabric	Razzmatazz	5	Mayer	Performance Fabric
Portico	3	CF Stinson	Performance Fabric	Realm	3	CF Stinson	Performance Fabric
Posh	6	Arc Com	Performance Fabric	Realm	6	Mayer	Performance Fabric
Posh	4	CF Stinson	Performance Fabric	Recollection	6	Maharam	Performance Fabric
Positive Thoughts	6	Mayer	Performance Fabric	Recollection II	6	Momentum	Performance Fabric
Prado	3	Mayer	Vinyl	Redux	3	Momentum	Performance Fabric
Prairie	5	DesignTex	Performance Fabric	Reed	4	J Ennis	Performance Fabric
Precision	5	DesignTex	Performance Fabric	Refine	5	DesignTex	Performance Fabric
Prelude	2	Burch	Vinyl	Reflect	4	J Ennis	Performance Fabric
Premier	2	J Ennis	PVC Free	Reflex	2	Burch	Vinyl
Prescription	4	Architex	PVC Free	Refresh	2	Burch	Vinyl
Prestige	4	Burch	Performance Fabric	Regal	2	Burch	Performance Fabric
Prime	2	DesignTex	Vinyl	Regis	4	Burch	Performance Fabric
Primo	4	Mayer	Performance Fabric	Reign	6	Architex	PVC Free
Prisma	5	CF Stinson	Vinyl	Rein II	3	Momentum	PVC Free
Prizm	2	Burch	Vinyl	Relate	4	J Ennis	Performance Fabric
Prodigy	1	Burch	Vinyl	Remix By Kvadrat	6	Maharam	Performance Fabric
Profile	2	Burch	Performance Fabric	Renaissance	2	Burch	Vinyl
Profile	5	CF Stinson	Performance Fabric	Rendition	4	J Ennis	Performance Fabric
Promenade	3	CF Stinson	Vinyl	Replay	5	Mayer	Performance Fabric

*Pattern availability subject to change, as patterns may be discontinued at any time.

Graded-In Cryptons & Vinyls

Listed Alphabetically By Pattern

PATTERN	GRADE	SUPPLIER	TYPE	PATTERN	GRADE	SUPPLIER	TYPE
Reppweave	4	DesignTex	Performance Fabric	Row	3	Momentum	PVC Free
Reptile	5	Architex	PVC Free	Royale	5	Architex	PVC Free
Reptile	1	Burch	Vinyl	Rubric	5	Maharam	Performance Fabric
Reserve	3	Burch	Performance Fabric	Rule	6	Maharam	Performance Fabric
Resort	4	Burch	Performance Fabric	Rumeli	5	DesignTex	Vinyl
Respite	6	CF Stinson	Performance Fabric	Runner	6	Maharam	Performance Fabric
Restore	5	DesignTex	Performance Fabric	Runner Standard	4	Maharam	Performance Fabric
Retreat	2	Burch	Performance Fabric	Runway	5	Burch	Performance Fabric
Retrograde	2	CF Stinson	Performance Fabric	Rush Grass	6	Architex	PVC Free
Reveal	3	Mayer	Performance Fabric	Ryder	5	Architex	PVC Free
Reverie	3	Architex	Vinyl	Salinger	3	Burch	PVC Free
Revolution	2	Burch	Performance Fabric	Samba	6	Arc Com	Performance Fabric
Revolution	4	CF Stinson	Performance Fabric	San Remo	2	Burch	Vinyl
Revolve	6	CF Stinson	Vinyl	San Simeon	6	CF Stinson	Performance Fabric
Rhapsody	2	Burch	Performance Fabric	Sandbox	5	Architex	Performance Fabric
Rhythm	6	Arc Com	Performance Fabric	Sassafras	6	J Ennis	Performance Fabric
Rhythmic	6	Architex	Performance Fabric	Satellite	3	CF Stinson	Performance Fabric
Rialto	3	CF Stinson	Vinyl	Saugatuck	5	DesignTex	Performance Fabric
Rice	6	DesignTex	Performance Fabric	Savanna	2	Burch	Vinyl
Rick Rack	3	Standard Textile	Performance Fabric	Savannah	6	Arc Com	Performance Fabric
Riddle	5	Burch	Performance Fabric	Savoy	2	Burch	Vinyl
Riddle	2	CF Stinson	Performance Fabric	Scale	3	Burch	Performance Fabric
Ring	5	Maharam	Performance Fabric	Scandia	2	Burch	Vinyl
Ringling	6	Arc Com	Performance Fabric	Schema	6	Maharam	Performance Fabric
Rio Grande	6	DesignTex	Performance Fabric	Scintillate	6	CF Stinson	Performance Fabric
Ripple	6	CF Stinson	Vinyl	Scout	2	Burch	Performance Fabric
Rise	2	Burch	Performance Fabric	Scout	3	CF Stinson	Vinyl
Rise	6	Maharam	Vinyl	Scout	6	Maharam	Performance Fabric
Ritz	1	Burch	Performance Fabric	Scribe	3	Burch	Vinyl
Rivera	5	CF Stinson	Vinyl	Scribe	6	Maharam	Performance Fabric
Rivet	2	Burch	Vinyl	Scribe	3	Momentum	Performance Fabric
Rivet	5	DesignTex	Vinyl	Scribe	3	Standard Textile	Vinyl
Rivet Pearl	5	DesignTex	Vinyl	Script	3	Burch	PVC Free
Roadie	5	Architex	Vinyl	Script	4	CF Stinson	Vinyl
Robotic	6	Arc Com	Performance Fabric	Scuba	5	Maharam	Vinyl
Rocket	5	DesignTex	Performance Fabric	Seagrass	6	CF Stinson	Performance Fabric
Rocks	6	J Ennis	PVC Free	Sealskin FR	2	J Ennis	Vinyl
Rodeo	5	Arc Com	Vinyl	Seam	4	Maharam	Performance Fabric
Rogue	1	Burch	Vinyl	Seaside	4	Architex	Vinyl
Rogue FR	2	J Ennis	Vinyl	Sebago	5	CF Stinson	Performance Fabric
Rogue II	2	Burch	Vinyl	Second Act	5	CF Stinson	Performance Fabric
Rogue II	2	CF Stinson	Vinyl	Seduction	2	Burch	Vinyl
Roman	4	Architex	Vinyl	Seed	6	DesignTex	Performance Fabric
Roster	6	Momentum	Performance Fabric	Segment	2	Burch	Performance Fabric
Rough & Ready II	6	DesignTex	Performance Fabric	Semi Precious	4	Architex	Vinyl
Round 'N Round	6	Mayer	Performance Fabric	Sentry - HC	2	CF Stinson	Vinyl
Rove	6	DesignTex	Vinyl	Sequel	2	Burch	Vinyl
Rove	4	Maharam	Vinyl	Sequence	2	CF Stinson	Performance Fabric

*Pattern availability subject to change, as patterns may be discontinued at any time.

Graded-In Cryptons & Vinyls

Listed Alphabetically By Pattern

PATTERN	GRADE	SUPPLIER	TYPE	PATTERN	GRADE	SUPPLIER	TYPE
Sequence	6	Designtex	Performance Fabric	Silververtex	2	Burch	Vinyl
Sequence	6	Maharam	Performance Fabric	Silververtex	4	J Ennis	Vinyl
Sequence	2	Mayer	Vinyl	SilverWeave	3	Mayer	Vinyl
Sequins	2	Burch	Vinyl	Simplicity	5	Architex	Vinyl
Sequoia	6	Arc Com	Performance Fabric	Simplicity	3	CF Stinson	Vinyl
Shadow	4	J Ennis	Performance Fabric	Skate	4	Mayer	Vinyl
Shadowbox	6	Maharam	Performance Fabric	Skein	4	Maharam	Performance Fabric
Shake	4	Burch	Performance Fabric	Sketch	5	Architex	PVC Free
Shantung	3	CF Stinson	Vinyl	Sketch	3	Mayer	Vinyl
Sharkskin	6	Architex	PVC Free	Skyline	6	CF Stinson	Performance Fabric
Sheen	6	Maharam	PVC Free	Skyway	5	Architex	Vinyl
Sherpa	2	Burch	Performance Fabric	Sleek	3	CF Stinson	Vinyl
Shibori	5	Burch	Performance Fabric	Sleeping Bear Dunes	5	CF Stinson	Performance Fabric
Shibori Stripe	6	Designtex	Performance Fabric	Slick	5	Architex	Vinyl
Shift	2	CF Stinson	Performance Fabric	Slick	2	Mayer	Vinyl
Shimmer	5	Arc Com	Vinyl	Slightwave	5	CF Stinson	Vinyl
Shimmer	2	J Ennis	PVC Free	Smart Suede	4	Mayer	Performance Fabric
Shire	2	Burch	Performance Fabric	Smartsuede	3	Burch	Performance Fabric
Shuttle	6	Maharam	Performance Fabric	Smile	5	CF Stinson	Vinyl
Shuttle Standard	5	Maharam	Performance Fabric	Smoothie	5	Architex	PVC Free
Sidebar Crypton	4	Momentum	Performance Fabric	Smoothie	3	CF Stinson	Vinyl
Sideline	2	CF Stinson	Performance Fabric	Snakeskin	6	J Ennis	PVC Free
Sidestep	6	Momentum	PVC Free	Snuggle	4	CF Stinson	Performance Fabric
Sierra SP Black	1	Mayer	Vinyl	So Square	4	Architex	Vinyl
Signal	6	Maharam	Performance Fabric	Social	2	Burch	Performance Fabric
Silhouette	4	Burch	Performance Fabric	Social Network	4	Mayer	Performance Fabric
Silica	5	Momentum	PVC Free	Soho	1	Burch	Vinyl
Silica Andy	6	Momentum	PVC Free	Soleil	3	Burch	Performance Fabric
Silica Compass	6	Momentum	PVC Free	Solitaire	2	Burch	Vinyl
Silica Cusp	6	Momentum	PVC Free	Solitaire	5	CF Stinson	PVC Free
Silica Deflect	6	Momentum	PVC Free	Solitaire	4	J Ennis	Performance Fabric
Silica Effloresce	6	Momentum	PVC Free	Solstice	1	Burch	Vinyl
Silica Etch	5	Momentum	PVC Free	Sonali	2	Burch	Performance Fabric
Silica Fiona	6	Momentum	PVC Free	Sorano	3	Designtex	Vinyl
Silica Fritz	6	Momentum	PVC Free	Sort	4	Maharam	Vinyl
Silica Hiatus	6	Momentum	PVC Free	Sound	4	J Ennis	Performance Fabric
Silica Hoop	6	Momentum	PVC Free	Span Crypton	4	Momentum	Performance Fabric
Silica Leather	5	Momentum	PVC Free	Spandau	5	Designtex	Vinyl
Silica Motive	6	Momentum	PVC Free	Spectrum	5	Arc Com	PVC Free
Silica Reach	6	Momentum	PVC Free	Spectrum	4	Standard Textile	Performance Fabric
Silica Roam	6	Momentum	PVC Free	Spellbound	4	Burch	Performance Fabric
Silica Scout	6	Momentum	PVC Free	Spellbound	2	Standard Textile	Performance Fabric
Silica Stride	6	Momentum	PVC Free	Sphere	3	Burch	Vinyl
Silica Tech	5	Momentum	PVC Free	Spin	6	Momentum	Performance Fabric
Silica Waltz	6	Momentum	PVC Free	Spirit Millennium	2	Burch	Vinyl
Silk Screen	3	Mayer	Vinyl	Spirit Millennium	2	CF Stinson	Vinyl
Silverado	5	Arc Com	Vinyl	Spirit Millennium FAR	2	J Ennis	Vinyl
Silverado w/ Agion	6	CF Stinson	PVC Free	Spiro	6	Designtex	Performance Fabric

*Pattern availability subject to change, as patterns may be discontinued at any time.

Graded-In Cryptons & Vinyls

Listed Alphabetically By Pattern

PATTERN	GRADE	SUPPLIER	TYPE	PATTERN	GRADE	SUPPLIER	TYPE
Spirograph	4	Mayer	Vinyl	Summit	4	Burch	Performance Fabric
Splash	5	CF Stinson	Performance Fabric	Summit	4	CF Stinson	Performance Fabric
Splendor	3	DesignTex	Performance Fabric	Sunburst	5	CF Stinson	Performance Fabric
Spoonful	4	Architex	Vinyl	Sundance	2	Burch	Vinyl
Spotlight	2	Burch	Performance Fabric	Sundance	1	Morbern	Vinyl
Spot-On	6	Arc Com	Performance Fabric	Sundance w/ Stakleen	4	CF Stinson	PVC Free
Sprint	2	CF Stinson	Performance Fabric	Sunshine	6	Architex	Performance Fabric
Sprout	2	Burch	Performance Fabric	Sunswept	6	CF Stinson	Performance Fabric
Square Dance	4	Burch	Performance Fabric	Supersiliness	6	CF Stinson	Performance Fabric
Squire	4	CF Stinson	Performance Fabric	Surface	6	Architex	Performance Fabric
Stack	4	Maharam	Performance Fabric	Surfside FR MR	2	J Ennis	Vinyl
Stage	2	Burch	Performance Fabric	Surfside/Stratford	2	Burch	Vinyl
Stamp	2	Burch	Performance Fabric	Surge	2	Morbern	Vinyl
Stanza	2	Burch	Performance Fabric	Surrey	2	Burch	Vinyl
Stardust	4	Standard Textile	Performance Fabric	Swan Lake	3	Standard Textile	Performance Fabric
Sta-Soft	2	Burch	Vinyl	Sway II	5	Momentum	Performance Fabric
Stat-Con	5	CF Stinson	Vinyl	Swayed	6	Architex	PVC Free
Static	4	J Ennis	Performance Fabric	Swell	3	Burch	Performance Fabric
Stature	4	Maharam	Vinyl	Swivel	6	CF Stinson	Performance Fabric
Steady	5	Maharam	Performance Fabric	Symmetry	5	CF Stinson	Performance Fabric
Steady Crypton	6	Maharam	Performance Fabric	Symphony	6	Arc Com	Performance Fabric
Steelcut By Kvadrat	6	Maharam	Performance Fabric	Symphony Classic	2	CF Stinson	Vinyl
Stellar	3	CF Stinson	Performance Fabric	Sync	4	J Ennis	Performance Fabric
Stellar	4	J Ennis	Performance Fabric	Syndicate	4	J Ennis	Performance Fabric
Stencil	5	Burch	Performance Fabric	Synergy	2	Burch	Performance Fabric
Steppe	4	DesignTex	Performance Fabric	Synergy	3	Momentum	Performance Fabric
Sterling w/ Agion	6	CF Stinson	PVC Free	Synthesis	6	DesignTex	Performance Fabric
Stimulate	6	Architex	Performance Fabric	Tack Cloth	6	DesignTex	Performance Fabric
Stipple	3	CF Stinson	Performance Fabric	Tact II	6	Momentum	PVC Free
Stipple	2	Standard Textile	Vinyl	Tagline	2	Burch	Performance Fabric
Stitch in Time	2	CF Stinson	Vinyl	Tailor	4	Maharam	Vinyl
Straight and Narrow	5	CF Stinson	Performance Fabric	Tailor Made	4	Architex	Vinyl
Strand	6	Maharam	Performance Fabric	Taipei	3	Standard Textile	Performance Fabric
Strata	5	Arc Com	Vinyl	Talladega	1	J Ennis	Vinyl
Stratosphere	2	Burch	Vinyl	Tally	6	Arc Com	Vinyl
Stratosphere	4	J Ennis	Vinyl	Tally	2	Burch	Vinyl
Stream	6	J Ennis	Performance Fabric	Tally	6	Maharam	Performance Fabric
Striae	5	DesignTex	Performance Fabric	Tangent	6	Architex	Performance Fabric
Stride	5	Maharam	Performance Fabric	Tangle	3	DesignTex	Performance Fabric
Structure	2	Burch	Performance Fabric	Tango	6	Arc Com	Performance Fabric
Strum	5	Maharam	Vinyl	Tannery	5	Architex	PVC Free
Stucco	2	Burch	Vinyl	Tarascon	5	DesignTex	Vinyl
Sublime II	2	Momentum	PVC Free	Tarlek	3	Standard Textile	Performance Fabric
Sudden	6	Maharam	Vinyl	Tech	3	Burch	PVC Free
Suede	3	Burch	Performance Fabric	Technic	3	Maharam	Performance Fabric
Suede	2	Burch	Vinyl	Tectonic	4	Arc Com	Vinyl
Sugar Shoots	6	DesignTex	Performance Fabric	Tee Off	5	Architex	Vinyl
Sumatran Palm	5	CF Stinson	Performance Fabric	Tegan	6	Architex	Performance Fabric

*Pattern availability subject to change, as patterns may be discontinued at any time.

Graded-In Cryptons & Vinyls

Listed Alphabetically By Pattern

PATTERN	GRADE	SUPPLIER	TYPE	PATTERN	GRADE	SUPPLIER	TYPE
Tempe	1	Burch	Performance Fabric	Tributary	3	Mayer	Vinyl
Tendril	2	CF Stinson	Vinyl	Trio	6	Arc Com	Performance Fabric
Tendril	6	Architex	PVC Free	Trivial Pursuit	2	Burch	Performance Fabric
Terra	6	Architex	Performance Fabric	True Path w/ Agion	6	CF Stinson	Performance Fabric
Terrace	6	Maharam	Performance Fabric	Tucson	1	Burch	Performance Fabric
Terrain	6	DesignTex	Performance Fabric	Tumbleweed	6	DesignTex	Performance Fabric
Tessuto	3	CF Stinson	Vinyl	Turbo	3	Burch	Performance Fabric
Tetra	3	Momentum	PVC Free	Turn	6	Maharam	Performance Fabric
Texas	2	J Ennis	PVC Free	Turner	2	J Ennis	PVC Free
Theorem	5	Architex	Vinyl	Tussah	3	Mayer	Vinyl
Theory	2	Burch	Performance Fabric	Twain	3	Burch	PVC Free
Thicket	3	CF Stinson	Performance Fabric	Tweed	3	Burch	Performance Fabric
Thrive	2	Burch	Performance Fabric	Tweed	5	CF Stinson	Performance Fabric
Ticker	6	Maharam	Performance Fabric	Tweed	4	Architex	Vinyl
Tide	3	Burch	Performance Fabric	Tweed Multi	3	DesignTex	Performance Fabric
Tilt	6	Maharam	Performance Fabric	Twice	5	Maharam	Performance Fabric
Time Line	4	Mayer	Performance Fabric	Twilight	2	Burch	Vinyl
Tinos	6	DesignTex	Performance Fabric	Twine	6	Maharam	Performance Fabric
Tiny Herringbone	6	DesignTex	Performance Fabric	Twinkle	4	Architex	Vinyl
To The Point	5	DesignTex	Performance Fabric	Twist Again	5	Architex	Vinyl
Token	2	Burch	Vinyl	Twist and Shout	4	Burch	Performance Fabric
Tolstoy	3	Burch	PVC Free	Ultra	4	Burch	PVC Free
Tombolo	5	DesignTex	Performance Fabric	Underbrush	3	Standard Textile	Performance Fabric
Tonus By Kvadrat	6	Maharam	Performance Fabric	Union Square	4	Burch	Performance Fabric
Tonus Meadow By Kvadrat	6	Maharam	Performance Fabric	Unite	4	Architex	Vinyl
Topiary	5	DesignTex	Performance Fabric	Unity	2	Burch	Performance Fabric
Topsy Turvy	6	Architex	Performance Fabric	Universal	1	Burch	Vinyl
Torque	6	Momentum	Performance Fabric	Unveil	4	J Ennis	Performance Fabric
Toss Up	3	Mayer	Vinyl	Unwind	2	Burch	Vinyl
Tower	4	Burch	Performance Fabric	Up Tempo w/ Agion	6	CF Stinson	Performance Fabric
Tracery	4	Standard Textile	Performance Fabric	Upgrade	4	Burch	Performance Fabric
Tracing	3	CF Stinson	Performance Fabric	Upside	5	Momentum	Performance Fabric
Trait	5	Maharam	Performance Fabric	Uptown	4	Burch	Performance Fabric
Tramway	6	DesignTex	Performance Fabric	Uptown	3	Mayer	Vinyl
Tranquility	5	CF Stinson	Performance Fabric	Urban	6	Maharam	Performance Fabric
Transcend	3	CF Stinson	Performance Fabric	Urban Grid	6	DesignTex	Performance Fabric
Transpose	6	DesignTex	Performance Fabric	Utopia	6	Burch	Performance Fabric
Travertine	5	DesignTex	Performance Fabric	Valet	5	DesignTex	Performance Fabric
Trax	3	Burch	Vinyl	Valise	4	CF Stinson	Vinyl
Tread	6	Maharam	Vinyl	Vanish	6	CF Stinson	Performance Fabric
Treat	6	Maharam	Performance Fabric	Vanish	6	Architex	PVC Free
Trefoil	5	Momentum	Performance Fabric	Vapor	6	CF Stinson	Performance Fabric
Trek	4	Burch	Performance Fabric	Vaquero	2	J Ennis	Vinyl
Trellis	6	Maharam	Performance Fabric	Vary	5	Maharam	Performance Fabric
Tremor	6	Maharam	Performance Fabric	Vaulted	4	Architex	Vinyl
Triad	2	Burch	Performance Fabric	Vector	2	Burch	Vinyl
Tribeca	4	Burch	Performance Fabric	Vector	4	Standard Textile	Performance Fabric
Tribeca	2	CF Stinson	Performance Fabric	Vega	4	Burch	Performance Fabric

*Pattern availability subject to change, as patterns may be discontinued at any time.

Graded-In Cryptons & Vinyls

Listed Alphabetically By Pattern

PATTERN	GRADE	SUPPLIER	TYPE	PATTERN	GRADE	SUPPLIER	TYPE
Vegas	2	Burch	Vinyl	Waver	4	Momentum	Performance Fabric
Vegas	2	CF Stinson	Vinyl	Waves	4	J Ennis	Performance Fabric
Vegas	2	Standard Textile	Vinyl	Waxen	4	Maharam	Performance Fabric
Velocity	4	CF Stinson	Performance Fabric	Wedge	6	Maharam	Performance Fabric
Velocity	2	Momentum	PVC Free	Wellness	6	Architex	PVC Free
Velour	3	Burch	Performance Fabric	Wensley	6	Designtex	Performance Fabric
Venice	4	Standard Textile	Performance Fabric	Whim	4	Burch	Performance Fabric
Venn	6	Maharam	Performance Fabric	Whim	5	Designtex	Performance Fabric
Venue	2	Burch	Vinyl	Whimsy	6	Mayer	Performance Fabric
Verdure - EnVi™	4	CF Stinson	Vinyl	Whirl	5	CF Stinson	Performance Fabric
Verge	3	Burch	Performance Fabric	Whirl	5	Maharam	Performance Fabric
Vermont	5	CF Stinson	Performance Fabric	Whisper	2	Burch	Vinyl
Versed	4	Designtex	Performance Fabric	Whisper	2	CF Stinson	Vinyl
Verve	2	Burch	PVC Free	Whisper Vinyl	3	J Ennis	Vinyl
Verve	2	Morbern	Vinyl	Whitney	3	CF Stinson	Vinyl
Vestige	6	Maharam	Performance Fabric	Wicker	5	CF Stinson	Vinyl
Vibe	4	Burch	Performance Fabric	Widget	4	Standard Textile	Performance Fabric
Vibe	1	Burch	Vinyl	Wiggle	5	Architex	PVC Free
Vibe	4	CF Stinson	Performance Fabric	Willow	2	Mayer	Vinyl
View	6	CF Stinson	Performance Fabric	Willow Talk	6	CF Stinson	Performance Fabric
Viewpoint	3	Burch	Performance Fabric	Wind Farm	4	Standard Textile	Performance Fabric
Viewpoint	5	Mayer	Performance Fabric	Windowpane	4	Designtex	Performance Fabric
Villa	2	Burch	Performance Fabric	Windsor	4	Burch	Performance Fabric
Vine	2	Burch	Performance Fabric	Wink w/ Agion	6	CF Stinson	PVC Free
Vintage	2	Burch	Vinyl	Winsome	5	Designtex	Performance Fabric
Vintage	5	CF Stinson	Performance Fabric	Wired	2	Burch	Vinyl
Vinyl Stat ESD	4	Mayer	Vinyl	Wisdom	6	Architex	Performance Fabric
Viper	5	Architex	PVC Free	Wish	2	Burch	Vinyl
Virtual	4	Burch	Performance Fabric	Wishes	4	Standard Textile	Performance Fabric
Vision	3	CF Stinson	Performance Fabric	Wonder	2	Burch	Vinyl
Vista	5	Arc Com	Performance Fabric	Wonder	4	J Ennis	Performance Fabric
Vista	2	Burch	Vinyl	Wonderland	6	Arc Com	Performance Fabric
Vitality	4	Architex	PVC Free	Woodcut	6	Designtex	Performance Fabric
Vitality	1	Morbern	Vinyl	Wrap	5	Maharam	Vinyl
Vitello	6	Architex	PVC Free	Wren	5	Designtex	Performance Fabric
Viva II	5	Momentum	Performance Fabric	Wyatt	4	CF Stinson	PVC Free
Vivid	2	Designtex	Performance Fabric	Xanadu	5	Mayer	Performance Fabric
Vivo	2	Burch	Vinyl	Ybor	5	CF Stinson	Vinyl
Voila	6	Architex	PVC Free	Yoruba	6	Designtex	Performance Fabric
Volley	6	Arc Com	Performance Fabric	Your Bird Can Sing	6	Architex	Performance Fabric
Voltage	6	CF Stinson	Performance Fabric	Yucca	6	Designtex	Performance Fabric
Vortexia	6	CF Stinson	Vinyl	Zeal	2	Standard Textile	Vinyl
Vox	6	Designtex	Performance Fabric	Zebra	4	Architex	Vinyl
W	6	Designtex	Performance Fabric	Zest	2	Burch	Performance Fabric
Waldorf	4	Burch	Performance Fabric	Zest	2	Standard Textile	Vinyl
Walk the Line	5	CF Stinson	Vinyl	Zhuba	4	Designtex	Performance Fabric
Wallaby SP Black	1	Mayer	Vinyl	Ziggy	3	CF Stinson	Vinyl
Waterwand	6	CF Stinson	Vinyl	Zodiac	2	Burch	Vinyl

*Pattern availability subject to change, as patterns may be discontinued at any time.

Graded-In Cryptons & Vinyls

Listed Alphabetically By Pattern

[illegible]

*Pattern availability subject to change, as patterns may be discontinued at any time.

Accent Seating Collection

Ordering Guide

When ordering Accent seating products, please specify the following information:



Specification codes must be added to unit Model No. as shown below.

Upholstery and additional options must be specified separately.

Specification code sample:

SA510 - SS - PG - MA - B

Model No.

Powdercoat
finish code

Polyurethane
arm color code

Wood back finish
code (if applicable)

Wood back
cutout design
(if applicable)

Specification Codes:

Standard powdercoat finish codes:

- Smooth Black (SB)
- Textured Black (TB)
- Textured Nickel (TN)
- Smooth Silver (SS)
- Gunmetal (GM)
- Metallic Beige (MB)

Polyurethane arm codes:

- Black (PB)
- Grey (PG)

Wood back finish codes:

- Candlelight (CL)
- Cherry Blossom (CB)
- Chocolate (CH)
- Grenada (GR)
- Hard Rock Maple (HM)
- Mahogany (MA)
- Rustic Cherry (RC)
- Summer Flame (SF)

Wood back cutout designs:



- 3 squares (A)




- Oval (B)



- Flute (F)

Accent Seating Collection

Different fabrics may be specified on the seat and on the back. In this case, use the higher grade of the two. No additional upcharge applies.


	Description	Dimensions
	Armless stacking chair 18.5" seat width	Width 20 Depth 21 Height 32.5 Seat Height 18
	Model No. SA500 • Stacks 6 high	Com YD-Backs: 0.5 Com YD-Seats: 0.5 Ship Weight 16

	COM	1	2	3	4	5	6
SA500		354	386	423	453	497	539
SA500-WB (wood back)		396	425	457	487	519	551

Options: • CAL 133 \$59.00/chair • Moisture barrier \$48.00/chair • Wall saver rear leg \$29.00
• Sled base frame \$37.00 • Custom frame finish (see Accent seating brochure) \$175.00 net per order



• Ganging clip
(specify black or gray)
\$18.00 list/pair

	Description	Dimensions
	Stacking chair with arms 18.5" seat width	Width 23.5 Depth 21 Height 32.5 Seat Height 18 Arm Height 26.5
	Model No. SA510 • Stacks 6 high	Com YD-Backs: 0.5 Com YD-Seats: 0.5 Ship Weight 18

	COM	1	2	3	4	5	6
SA510		372	406	442	473	517	559
SA510-WB (wood back)		414	444	475	506	538	570


Options: • CAL 133 \$59.00/chair • Moisture barrier \$48.00/chair • Wall saver rear leg \$29.00
• Sled base frame \$37.00 • Custom frame finish (see Accent seating brochure) \$175.00 net per order



• Ganging clip
(specify black or gray)
\$18.00 list/pair


Accent Seating Collection

Different fabrics may be specified on the seat and on the back. In this case, use the higher grade of the two. No additional upcharge applies.

	Description	Dimensions
	Stacking chair on casters 18.5" seat width	Width 23.5 Depth 21 Height 32.5 Seat Height 18 Arm Height 26.5
	Model No. SA515 <ul style="list-style-type: none"> Stacks 6 high 	Com YD-Backs: 0.5 Com YD-Seats: 0.5 Ship Weight 18

	COM	1	2	3	4	5	6
SA515		489	523	562	592	638	681
SA515-WB (wood back)		532	562	592	623	653	685

Options: • CAL 133 \$59.00/chair • Moisture barrier \$48.00/chair • Custom frame finish (see Accent seating brochure) \$175.00 net per order

	Description	Dimensions
	Bariatric stacking chair 26" seat width	Width 32 Depth 21 Height 32.5 Seat Height 18 Seat Width 26 Arm Height 26.5
	Model No. SA520 <ul style="list-style-type: none"> Weight rating: 500lbs. Stacks 4 high 	Com YD-Backs: 1 Com YD-Seats: 1 Ship Weight 28

	COM	1	2	3	4	5	6
SA520		599	674	750	827	907	988
SA520-WB (wood back)		606	665	726	788	850	914


Options: • CAL 133 \$59.00/chair • Moisture barrier \$65.00/chair • Wall saver rear leg \$29.00
• Custom frame finish (see Accent seating brochure) \$175.00 net per order




• Ganging clip
(specify black or gray)
\$18.00 list/pair

Accent Seating Collection

Different fabrics may be specified on the seat and on the back. In this case, use the higher grade of the two. No additional upcharge applies.

Description		Dimensions				
	Hip chair	Width 23.5				
	18.5" seat width	Depth 21				
	Model No. SA530	Height 36				
		Seat Height 24.5				
		Arm Height 30				
		Com YD-Backs: 0.50				
		Com YD-Seats: 0.50				
Ship Weight 22						
COM						
	1	2	3	4	5	6
SA530	518	564	608	688	745	798
SA530-WB (wood back)	556	588	622	655	690	724

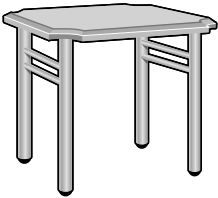
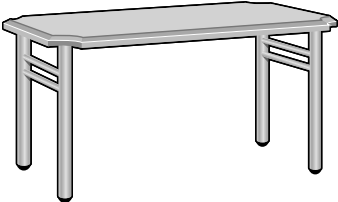
Options: • CAL 133 \$54.00/chair • Moisture barrier \$54.00/chair • Custom frame finish (see Accent seating brochure) \$175.00 net per order

		Description		Dimensions			
		Stool		Width 23.5			
		Armless, upholstered back		Depth 21			
		Model No. SA580		Height 43.5			
		Armless, wood back		Seat Height 28			
		Model No. SA580-WB		Arm Height 36			
		With arms, upholstered back		Com YD-Backs: 0.50			
		Model No. SA590		Com YD-Seats: 0.50			
		With arms, wood back		Ship Weight 24			
		Model No. SA590-WB					
		COM					
		1	2	3	4	5	6
SA580		495	543	593	644	695	748
SA580-WB (wood back)		539	570	600	632	664	697
SA590		503	552	601	652	704	756
SA590-WB (wood back)		548	578	608	641	672	705

Options: • CAL 133 \$54.00/chair • Moisture barrier \$54.00/chair • Custom frame finish (see Accent seating brochure) \$175.00 net per order

Accent Seating Collection

Free-Standing Tables

	Description	Price	Dimensions
	<p>18 x 18 square table Thermoformed top</p> <p>Model No. SFAC-181817</p> <p>Add table top finish code to unit Model No.</p> <ul style="list-style-type: none"> • Candlelight (CL) • Chocolate (CH) • Mahogany (MA) • Summer Flame (SF) • Cherry Blossom (CB) • Hardrock Maple (HM) • Rustic Cherry (RC) 	317	<p>Width 18 Length 18 Depth 17</p> <p>Ship Weight 15 Cubic Feet 2</p>
	<p>18 x 34 rectangular table Thermoformed top</p> <p>Model No. SFAC-183417</p> <p>Add table top finish code to unit Model No.</p> <ul style="list-style-type: none"> • Candlelight (CL) • Chocolate (CH) • Mahogany (MA) • Summer Flame (SF) • Cherry Blossom (CB) • Hardrock Maple (HM) • Rustic Cherry (RC) 	428	<p>Width 18 Length 34 Depth 17</p> <p>Ship Weight 20 Cubic Feet 3</p>

	Description
	<p>Accent chair dolly</p> <ul style="list-style-type: none"> • Standard size (stacks 10 high) \$413.00 list • Mid-size (stacks 6 high) \$451.00 list • Bariatric size (stacks 6 high) \$493.00 list

Accent Jr. Children's Seating Collection

Ordering Guide

When ordering Accent Jr. seating products, please specify the following information:



Specification codes must be added to unit Model No. as shown below.

Upholstery and additional options must be specified separately.

Specification code sample:

ACCI14A-WB - SS - MA

Model No.

Powdercoat
finish code

Wood back finish
code (if applicable)

Specification Codes:

Standard powdercoat finish codes:


- Smooth Black (SB)
- Textured Black (TB)
- Textured Nickel (TN)
- Smooth Silver (SS)
- Gunmetal (GM)
- Metallic Beige (MB)

Wood back finish codes:

- Candlelight (CL)
- Cherry Blossom (CB)
- Chocolate (CH)
- Grenada (GR)
- Hard Rock Maple (HM)
- Mahogany (MA)
- Rustic Cherry (RC)
- Summer Flame (SF)

Accent Jr. Children's Seating Collection


Different fabrics may be specified on the seat and on the back. In this case, use the higher grade of the two. No additional upcharge applies.

Description		Dimensions					
	Upholstered back junior chair 14" seat width Model No. ACC114A • Stacks 6 high	Width 15.5 Depth 16 Height 24 Seat Height 14.75 Seat Width 14 Seat Depth 13.5 Com YD-Back: 0.75 Com YD-Seat: 0.5 Ship Weight 10.5 Cubic Feet: 3.3					
COM		1	2	3	4	5	6
ACC114A		325	354	384	413	443	472

Options: • CAL 133 \$98.00/seat • Moisture barrier \$85.00/seat • Custom frame finish \$28/chair



• Ganging clip
(specify black or gray)
\$18.00 list/pair

Description		Dimensions					
	Wood back junior chair 14" seat width Model No. ACC114A-WB • Stacks 6 high	Width 15.5 Depth 16 Height 24 Seat Height 14.75 Seat Width 14 Seat Depth 13.5 Com YD-Back: 0.75 Com YD-Seat: 0.5 Ship Weight 10.5 Cubic Feet: 3.3					
COM		1	2	3	4	5	6
ACC114A-WB		328	342	355	369	382	397



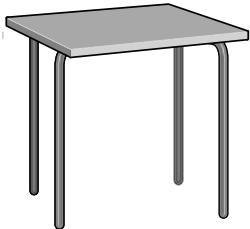

Options: • CAL 133 \$78.00/seat • Moisture barrier \$65.00/seat • Custom frame finish \$28/chair



• Ganging clip
(specify black or gray)
\$18.00 list/pair

Accent Jr. Children's Seating Collection

Free-Standing Tables

	Description	Price	Dimensions
	Activity table - oval Model No. ACTF-204022-OV 20" x 40" x 22"	658	Width 40 Depth 20 Height 22 Ship Weight 27.5 Cubic Feet 10.2
	Activity table - round Model No. ACTF-24D22 24" diameter x 22" high ACTF-30D22 30" diameter x 22" high ACTF-36D22 36" diameter x 22" high	595 638 684	Width 24 Depth 24 Height 22 Ship Weight 20.5 Cubic Feet 7.3
	Activity table - square Model No. ACTF-242422 24" x 24" x 22" ACTF-363622 36" x 36" x 22"	595 684	Width 24 Depth 24 Height 22 Ship Weight 24 Cubic Feet 7.3
	Activity table - kidney Model No. ACTF-204022-KD 21" x 40" x 22"	658	Width 40 Depth 21 Height 22 Ship Weight 27.5 Cubic Feet 10.7

Add table top finish code to unit Model No.

- Candlelight (CL)
- Cherry Blossom (CB)
- Chocolate (CH)
- Hardrock Maple (HM)
- Mahogany (MA)
- Rustic Cherry (RC)
- Summer Flame (SF)

Legend Seating Collection

Ordering Guide

When ordering Legend seating products, please specify the following information:



Specification codes must be added to unit Model No. as shown below.

Upholstery and additional options must be specified separately.

Specification code sample:

LG21 - CA - SS - CL

Model No.

Frame finish

Arm style

Specification Codes:

Frame finish codes:

- Smooth Black (SB)
- Textured Black (TB)
- Textured Nickel (TN)
- Smooth Silver (SS)
- Gunmetal (GM)
- Metallic Beige (MB)

Arm codes:

Wood



- Candlelight (CL)
- Cherry Blossom (CB)
- Chocolate (CH)
- Grenada (GR)
- Hard Rock Maple (HM)
- Mahogany (MA)
- Rustic Cherry (RC)
- Summer Flame (SF)

Polyurethane

- Black (PB)
- Grey (PG)
- Taupe (PT)



Legend Seating Collection

Different fabrics may be specified on the seat and on the back. In this case, use the higher grade of the two. No additional upcharge applies.

Description		Dimensions					
 Open arms 21" seat width	 Closed arms 21" seat width	Guest chair - 21" seat width					
		Open Arms, Model No. LG21-OA Closed Arms, Model No. LG21-CA					
		Width 24.5 Depth 25.25 Height 34.25 Seat Height 18 Seat Width 21 Arm Height 26.5 Com YD-Back: 1 Com YD-Seat: 0.75 Com YD-Arms: 1 Ship Weight 38 Cubic Feet 13					
COM		1	2	3	4	5	6
LG21-OA		713	786	864	950	1032	1116
LG21-CA		999	1117	1241	1373	1503	1635

Options: • CAL 133 \$98.00/seat • Moisture barrier \$85.00/seat • Ganging bracket (1 per 2 chairs) \$50.00 • Custom frame finish \$28.00/chair

Arm Caps: • Wood: No Upcharge • Polyurethane: No Upcharge • Rigid Polyester: \$75.00 list/pair • Solid Surface: \$795.00 list/pair



Description		Dimensions				
 Open arms 24" seat width	 Closed arms 24" seat width	Guest chair - 24" seat width				
		Open Arms, Model No. LG24-OA Closed Arms, Model No. LG24-CA				
		Width 27.5 Depth 25.25 Height 34.25 Seat Height 18 Seat Width 21 Arm Height 26.5 Com YD-Back: 1 Com YD-Seat: 0.75 Com YD-Arms: 1 Ship Weight 42 Cubic Feet 15				
COM						
	1	2	3	4	5	6
LG24-OA	824	918	1015	1115	1217	1308
LG24-CA	1110	1245	1392	1538	1686	1825

Options: • CAL 133 \$98.00/seat • Moisture barrier \$85.00/seat • Ganging bracket (1 per 2 chairs) \$50.00 • Custom frame finish \$28.00/chair

Arm Caps: • Wood: No Upcharge • Polyurethane: No Upcharge • Rigid Polyester: \$75.00 list/pair • Solid Surface: \$795.00 list/pair

Legend Seating Collection

Different fabrics may be specified on the seat and on the back. In this case, use the higher grade of the two. No additional upcharge applies.

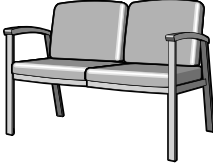
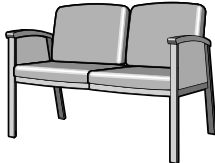
Description		Dimensions					
	<p>Open arms 31" seat width</p>	<p>Bariatric chair - 31" seat width</p> <p>Open Arms, Model No. LB31-OA</p> <p>Closed Arms, Model No. LB31-CA</p>					
	<p>Closed arms 31" seat width</p>	<p>Width 34.5</p> <p>Depth 25.25</p> <p>Height 34.25</p> <p>Seat Height 18</p> <p>Seat Width 31</p> <p>Arm Height 26.5</p> <p>Com YD-Back: 1.75</p> <p>Com YD-Seat: 1.25</p> <p>Com YD-Arms: 1</p> <p>Ship Weight 54</p> <p>Cubic Feet 19</p>					
COM		1	2	3	4	5	6
LB31-OA	1038	1172	1310	1449	1591	1737	
LB31-CA	1324	1504	1687	1872	2062	2254	

Options: • CAL 133 \$98.00/seat • Moisture barrier \$85.00/seat • Ganging bracket (1 per 2 chairs) \$50.00 • Custom frame finish \$28.00/chair

Arm Caps: • Wood: No Upcharge • Polyurethane: No Upcharge • Rigid Polyester: \$75.00 list/pair • Solid Surface: \$795.00 list/pair

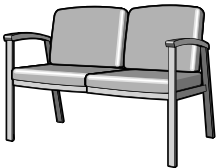
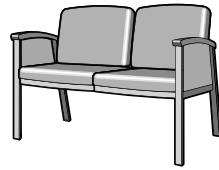
Legend Seating Collection

Different fabrics may be specified on the seat and on the back. In this case, use the higher grade of the two. No additional upcharge applies.

Description		Dimensions				
 <p>Open arms 21" seat width</p>	 <p>Closed arms 21" seat width</p>	<p>Two-seater, no center arm - 21" seat width</p> <p>Open Arms, Model No. LEC221N-OA</p> <p>Closed Arms, Model No. LEC221N-CA</p> <p>Width 48.25</p> <p>Depth 25.25</p> <p>Height 34.25</p> <p>Seat Height 18</p> <p>Seat Width 21</p> <p>Arm Height 26.5</p> <p>Com YD-Back: 2</p> <p>Com YD-Seat: 1.5</p> <p>Com YD-Arms: 1</p> <p>Ship Weight 68</p> <p>Cubic Feet 25</p>				
COM						
	1	2	3	4	5	6
LEC221N-OA	1283	1426	1579	1748	1909	2073
LEC221N-CA	1563	1750	1948	2163	2371	2582

Options: • CAL 133 \$98.00/seat • Moisture barrier \$85.00/seat • Custom frame finish \$50.00/chair

Arm Caps: • Wood: No Upcharge • Polyurethane: No Upcharge • Rigid Polyester: \$75.00 list/pair • Solid Surface: \$795.00 list/pair



Description		Dimensions				
 <p>Open arms 24" seat width</p>	 <p>Closed arms 24" seat width</p>	<p>Two-seater, no center arm - 24" seat width</p> <p>Open Arms, Model No. LEC224N-OA</p> <p>Closed Arms, Model No. LEC224N-CA</p> <p>Width 52.25</p> <p>Depth 25.25</p> <p>Height 34.25</p> <p>Seat Height 18</p> <p>Seat Width 24</p> <p>Arm Height 26.5</p> <p>Com YD-Back: 2.5</p> <p>Com YD-Seat: 1.5</p> <p>Com YD-Arms: 1</p> <p>Ship Weight 76</p> <p>Cubic Feet 27</p>				
COM						
	1	2	3	4	5	6
LEC224N-OA	1501	1684	1875	2071	2271	2449
LEC224N-CA	1781	2008	2244	2486	2733	2958

Options: • CAL 133 \$98.00/seat • Moisture barrier \$85.00/seat • Custom frame finish 50.00/chair

Arm Caps: • Wood: No Upcharge • Polyurethane: No Upcharge • Rigid Polyester: \$75.00 list/pair • Solid Surface: \$795.00 list/pair



Legend Seating Collection

Different fabrics may be specified on the seat and on the back. In this case, use the higher grade of the two. No additional upcharge applies.

Description		Dimensions					
 <p>Open arms 21" seat width</p>	 <p>Closed arms 21" seat width</p>	<p>Two-seater - 21" seat width</p> <p>Open Arms, Model No. LEC221F-OA</p> <p>Closed Arms, Model No. LEC221F-CA</p> <p>Width 48.25</p> <p>Depth 25.25</p> <p>Height 34.25</p> <p>Seat Height 18</p> <p>Seat Width 21</p> <p>Arm Height 26.5</p> <p>Com YD-Back: 2</p> <p>Com YD-Seat: 1.5</p> <p>Com YD-Arms: 1</p> <p>Ship Weight 68</p> <p>Cubic Feet 25</p>					
COM		1	2	3	4	5	6
LEC221F-OA	1380	1525	1682	1853	2017	2184	
LEC221F-CA	1951	2187	2435	2700	2958	3222	

Options: • CAL 133 \$98.00/seat • Moisture barrier \$85.00/seat • Custom frame finish \$50.00/chair

Arm Caps: • Wood: No Upcharge • Polyurethane: No Upcharge • Rigid Polyester: \$113.00 list/set of 3 • Solid Surface: \$1193.00 list/set of 3

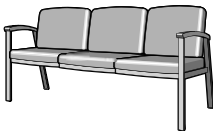
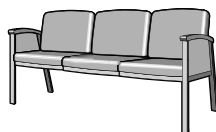
Description		Dimensions					
 <p>Open arms 24" seat width</p>	 <p>Closed arms 24" seat width</p>	<p>Two-seater - 24" seat width</p> <p>Open Arms, Model No. LEC224F-OA</p> <p>Closed Arms, Model No. LEC224F-CA</p>					
		<p>Width 52.25</p> <p>Depth 25.25</p> <p>Height 34.25</p> <p>Seat Height 18</p> <p>Seat Width 24</p> <p>Arm Height 26.5</p> <p>Com YD-Back: 2.5</p> <p>Com YD-Seat: 1.5</p> <p>Com YD-Arms: 1</p> <p>Ship Weight 76</p> <p>Cubic Feet 27</p>					
COM		1	2	3	4	5	6
LEC224F-OA	1602	1789	1983	2183	2386	2567	
LEC224F-CA	2174	2444	2736	3029	3325	3603	

Options: • CAL 133 \$98.00/seat • Moisture barrier \$85.00/seat • Custom frame finish 50.00/chair

Arm Caps: • Wood: No Upcharge • Polyurethane: No Upcharge • Rigid Polyester: \$113.00 list/set of 3 • Solid Surface: \$1193.00 list/set of 3

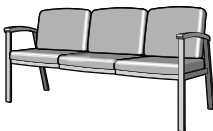
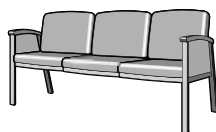
Legend Seating Collection

Different fabrics may be specified on the seat and on the back. In this case, use the higher grade of the two. No additional upcharge applies.

		Description				Dimensions	
	Open arms 21" seat width		Closed arms 21" seat width	Three-seater, no center arm - 21" seat width Open Arms, Model No. LEC321N-OA Closed Arms, Model No. LEC321N-CA		Width 70	
						Depth 25.25	
						Height 34.25	
						Seat Height 18	
						Seat Width 21	
						Arm Height 26.5	
						Com YD-Back: 3	
						Com YD-Seat: 2.5	
						Com YD-Arms: 1.5	
						Ship Weight 98	
						Cubic Feet 36	
COM							
	1	2	3	4	5	6	
LEC321N-OA	1867	2081	2311	2564	2805	3051	
LEC321N-CA	2147	2405	2680	2979	3267	3560	

Options: • CAL 133 \$98.00/seat • Moisture barrier \$85.00/seat • Custom frame finish \$75.00/chair

Arm Caps: • Wood: No Upcharge • Polyurethane: No Upcharge • Rigid Polyester: \$75.00 list/pair • Solid Surface: \$795.00 list/pair



Description		Dimensions				
 <p>Open arms 24" seat width</p>	 <p>Closed arms 24" seat width</p>	Three-seater, no center arm - 24" seat width				
		Open Arms, Model No. LEC324N-OA Closed Arms, Model No. LEC324N-CA				
		Width 77.5 Depth 25.25 Height 34.25 Seat Height 18 Seat Width 24 Arm Height 26.5 Com YD-Back: 3.5 Com YD-Seat: 2.5 Com YD-Arms: 1.5 Ship Weight 116 Cubic Feet 40				
COM						
	1	2	3	4	5	6
LEC324N-OA	2194	2469	2755	3049	3348	3615
LEC324N-CA	2474	2793	3124	3464	3810	4124

Options: • CAL 133 \$98.00/seat • Moisture barrier \$85.00/seat • Custom frame finish \$75.00/chair

Arm Caps: • Wood: No Upcharge • Polyurethane: No Upcharge • Rigid Polyester: \$75.00 list/pair • Solid Surface: \$795.00 list/pair


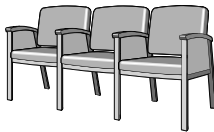
Legend Seating Collection

Different fabrics may be specified on the seat and on the back. In this case, use the higher grade of the two. No additional upcharge applies.

Description		Dimensions				
 Open arms 21" seat width	 Closed arms 21" seat width	Three-seater - 21" seat width				
		Open Arms, Model No. LEC321F-OA Closed Arms, Model No. LEC321F-CA				
		Width 70 Depth 25.25 Height 34.25 Seat Height 18 Seat Width 21 Arm Height 26.5 Com YD-Back: 3 Com YD-Seat: 2.5 Com YD-Arms: 1.5 Ship Weight 98 Cubic Feet 36				
COM						
	1	2	3	4	5	6
LEC321F-OA	2047	2265	2499	2756	3002	3252
LEC321F-CA	2904	3257	3629	4026	4414	4809

Options: • CAL 133 \$98.00/seat • Moisture barrier \$85.00/seat • Custom frame finish \$75.00/chair

Arm Caps: • Wood: No Upcharge • Polyurethane: No Upcharge • Rigid Polyester: \$150.00 list/set of 4 • Solid Surface: \$1590.00 list/set of 4



Description		Dimensions				
	Open arms 24" seat width		Three-seater - 24" seat width		Width 77.5	
			Open Arms, Model No. LEC324F-OA		Depth 25.25	
			Closed Arms, Model No. LEC324F-CA		Height 34.25	
					Seat Height 18	
					Seat Width 24	
					Arm Height 26.5	
					Com YD-Back: 3.5	
					Com YD-Seat: 2.5	
					Com YD-Arms: 1.5	
					Ship Weight 116	
					Cubic Feet 40	
COM						
	1	2	3	4	5	6
LEC324F-OA	2381	2660	2952	3251	3555	3826
LEC324F-CA	3237	3643	4081	4520	4964	5380

Options: • CAL 133 \$98.00/seat • Moisture barrier \$85.00/seat • Custom frame finish \$75.00/chair

Arm Caps: • Wood: No Upcharge • Polyurethane: No Upcharge • Rigid Polyester: \$150.00 list/set of 4 • Solid Surface: \$1590.00 list/set of 4



Legend Rocker Seating Collection

Different fabrics may be specified on the seat and on the back. In this case, use the higher grade of the two. No additional upcharge applies.

Description		Dimensions					
		Guest chair - 21" seat width		Width 24.5			
Open arms	Closed arms	Open Arms, Model No. LG21-RK-OA		Depth 25.25			
21" seat width	21" seat width	Closed Arms, Model No. LG21-RK-CA		Height 34.25			
				Seat Height 18			
				Seat Width 21			
				Arm Height 26.5			
				Com YD-Back: 1			
				Com YD-Seat: 0.75			
				Com YD-Arms: 1			
				Ship Weight 38			
				Cubic Feet 13			
COM							
		1	2	3	4	5	6
LG21-RK-OA		713	778	848	924	993	1063
LG21-RK-CA		999	1105	1217	1334	1445	1557

Options: • CAL 133 \$98.00/seat • Moisture barrier \$85.00/seat • Custom frame finish \$28.00/chair

Arm Caps: • Wood: No Upcharge • Polyurethane: No Upcharge • Rigid Polyester: \$75.00 list/pair • Solid Surface: \$795.00 list/pair

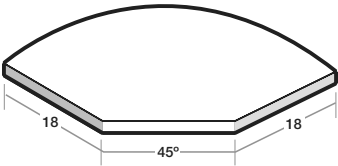
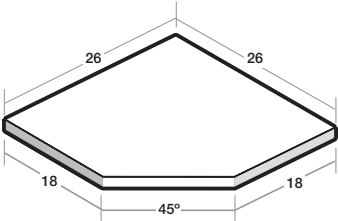
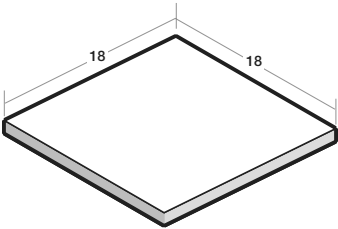
Description		Dimensions				
 Open arms 24" seat width	 Closed arms 24" seat width	Guest chair - 24" seat width				
		Open Arms, Model No. LG24-RK-OA Closed Arms, Model No. LG24-RK-CA				
		Width 27.5 Depth 25.25 Height 34.25 Seat Height 18 Seat Width 21 Arm Height 26.5 Com YD-Back: 1 Com YD-Seat: 0.75 Com YD-Arms: 1 Ship Weight 42 Cubic Feet 15				
COM						
	1	2	3	4	5	6
LG24-RK-OA	824	908	995	1083	1170	1245
LG24-RK-CA	1110	1209	1364	1493	1622	1739

Options: • CAL 133 \$98.00/seat • Moisture barrier \$85.00/seat • Custom frame finish \$28.00/chair

Arm Caps: • Wood: No Upcharge • Polyurethane: No Upcharge • Rigid Polyester: \$75.00 list/pair • Solid Surface: \$795.00 list/pair

Legend Seating Collection

Connecting Tables

	Description	Price	Dimensions
	Radius corner table (includes two connecting brackets)		Width 26 Depth 26
	HPL with PVC edge Model No. LTC-90R-P	528	Ship Weight 25 Cubic Feet 2
	HPL with Maple edge Model No. LTC-90R-M	665	
	Solid Surface Level 1 Model No. LTC-90R-S	886	
	Solid Surface Level 2 Model No. LTC-90R-S	1241	
	Square corner table (includes two connecting brackets)		Width 26 Depth 26
	HPL with PVC edge Model No. LTC-90S-P	528	Ship Weight 30 Cubic Feet 2
	HPL with Maple edge Model No. LTC-90S-M	665	
	Solid Surface Level 1 Model No. LTC-90S-S	886	
	Solid Surface Level 2 Model No. LTC-90S-S	1241	
	Square spacer table (includes two connecting brackets)		Width 18 Depth 18
	HPL with PVC edge Model No. LTC-SP-P	419	Ship Weight 16 Cubic Feet 1
	HPL with Maple edge Model No. LTC-SP-M	560	
	Solid Surface Level 1 Model No. LTC-SP-S	844	
	Solid Surface Level 2 Model No. LTC-SP-S	1182	

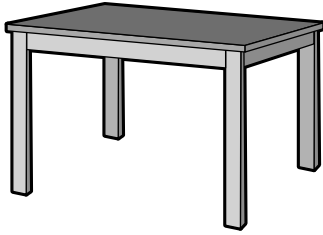
Available in 7 standard laminate finishes. Please add suffix code to unit Model No.

- Candlelight (CL) • Cherry Blossom (CB) • Chocolate (CH)
- Hardrock Maple (HM) • Mahogany (MA) • Rustic Cherry (RC) • Summer Flame (SF)

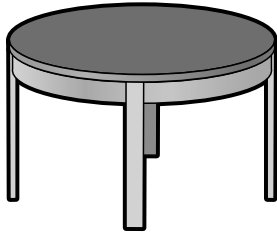
Legend Seating Collection

Free-Standing Tables

- Freestanding tables ship flat-packed



Square/Rectangular Tables									
Model No.	HPL with 3mm PVC Edge	HPL with Maple Bullnose Edge	Solid Surface		W	D	H	SW	CF
			Level 1	Level 2					
LTF-1818-16	643	821	1022	1304	18	18	16	24	2
LTF-1830-16	795	1029	1314	1780	18	30	16	33	3
LTF1842-16	952	1249	1589	2246	18	42	16	42	4



Round Tables									
Model No.	HPL with 3mm PVC Edge	HPL with Maple Bullnose Edge	Solid Surface		W	D	H	SW	CF
			Level 1	Level 2					
LTF-20D-16	634	801	1010	1292	20	20	16	24	2

Integrity Seating Collection

Ordering Guide

When ordering Integrity seating products, please specify the following information:



Specification codes must be added to unit Model No. as shown below.

Upholstery and additional options must be specified separately.

Specification code sample:

NTGI10-WA - S - PB

Model No.

Powdercoat
finish code

Polyurethane
arm finish code

Specification Codes:

Standard powdercoat finish codes:

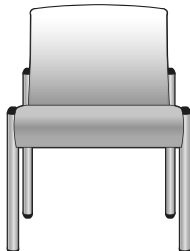
- Smooth Black (SB)
- Textured Black (TB)
- Textured Nickel (TN)
- Smooth Silver (SS)
- Gunmetal (GM)
- Metallic Beige (MB)

Polyurethane arm codes:

- Black (PB)
- Grey (PG)
- Taupe (PT)

Integrity Seating Collection

Different fabrics may be specified on the seat and on the back. In this case, use the higher grade of the two. No additional upcharge applies.

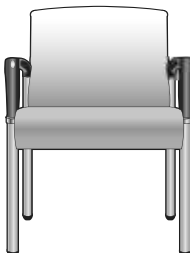
Description		Dimensions				
	Armless guest chair					
	Model No. NTG100-AL					
		Width 24				
		Depth 27				
		Height 35				
		Seat Height 19				
		Seat Width 21				
		Seat Depth 19.5				
		Com YD-Backs: 1				
		Com YD-Seats: 0.75				
	Ship Weight 33					
	Cubic Feet 14					
COM						
	1	2	3	4	5	6
NTG100-AL	705	780	856	933	1013	1089

Options: • CAL 133 \$98.00/seat • Moisture barrier \$85.00/seat • Wallsaver rear leg \$65.00 list
• Custom frame finish \$28/chair • Ganging bracket (1 per 2 chairs) \$50.00 list

Arm Caps: • Wood: NA • Polyurethane: Standard • Rigid Polyester: NA • Solid Surface: NA



- Self-levelling glides (for soft or uneven floors) \$45.00 list

Description		Dimensions				
	Guest chair with arms					
	Model No. NTG110-WA					
		Width 24				
		Depth 27				
		Height 35				
		Seat Height 19				
		Seat Width 21				
		Seat Depth 19.5				
		Arm Height 25.5				
		Com YD-Backs: 1.25				
	Com YD-Seats: 0.75					
	Ship Weight 38					
	Cubic Feet 14					
COM						
	1	2	3	4	5	6
NTG110-WA	762	838	915	994	1074	1155

Options: • CAL 133 \$98.00/seat • Moisture barrier \$85.00/seat • Wallsaver rear leg \$65.00 list
• Custom frame finish \$28/chair • Ganging bracket (1 per 2 chairs) \$50.00 list

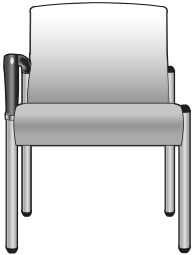
Arm Caps: • Wood: NA • Polyurethane: Standard • Rigid Polyester: NA • Solid Surface: NA



- Self-levelling glides (for soft or uneven floors) \$45.00 list

Integrity Seating Collection

Different fabrics may be specified on the seat and on the back. In this case, use the higher grade of the two. No additional upcharge applies.


Description		Dimensions					
	Guest chair with right arm only (when seated)	Width 24.5 Depth 27 Height 35 Seat Height 19 Seat Width 21 Seat Depth 19.5 Arm Height 25.5 Com YD-Backs: 1.25 Com YD-Seats: 0.75 Ship Weight 38 Cubic Feet 14					
	Model No. NTG110-RA						
COM		1	2	3	4	5	6
NTG110-RA	733	809	886	962	1044	1126	

Options: • CAL 133 \$98.00/seat • Moisture barrier \$85.00/seat • Wallsaver rear leg \$65.00 list
 • Custom frame finish \$28/chair • Ganging bracket (1 per 2 chairs) \$50.00 list

Arm Caps: • Wood: NA • Polyurethane: Standard • Rigid Polyester: NA • Solid Surface: NA



• Self-levelling glides (for soft or uneven floors) \$45.00 list

Description		Dimensions					
	Guest chair with left arm only (when seated)	Width 24.5 Depth 27 Height 35 Seat Height 19 Seat Width 21 Seat Depth 19.5 Arm Height 25.5 Com YD-Backs: 1.25 Com YD-Seats: 0.75 Ship Weight 38 Cubic Feet 14					
	Model No. NTG110-LA						
COM		1	2	3	4	5	6
NTG110-LA	733	809	886	962	1044	1126	

Options: • CAL 133 \$98.00/seat • Moisture barrier \$85.00/seat • Wallsaver rear leg \$65.00 list
 • Custom frame finish \$28/chair • Ganging bracket (1 per 2 chairs) \$50.00 list

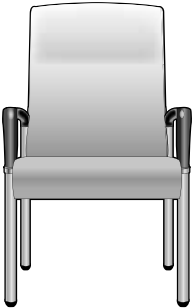
Arm Caps: • Wood: NA • Polyurethane: Standard • Rigid Polyester: NA • Solid Surface: NA



• Self-levelling glides (for soft or uneven floors) \$45.00 list

Integrity Seating Collection

Different fabrics may be specified on the seat and on the back. In this case, use the higher grade of the two. No additional upcharge applies.

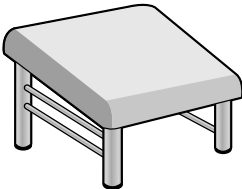
Description		Dimensions					
	Highback patient chair	Width 24.5 Depth 27 Height 45.5 Seat Height 19 Seat Width 21 Seat Depth 19.5 Arm Height 25.5 Com YD-Backs: 1.75 Com YD-Seats: 0.75 Ship Weight 43 Cubic Feet 20					
	Model No. NTP130						
COM		1	2	3	4	5	6
NTP130	921	1033	1147	1263	1381	1501	

Options: • CAL 133 \$98.00/seat • Moisture barrier \$85.00/seat
 • Wallsaver rear leg \$65.00 list • Custom frame finish \$28/chair
 • Mobility Option (Consists of rear-leg wheels and a handle built into the chairback, for easier mobility) \$195 list

Arm Caps: • Wood: NA • Polyurethane: Standard • Rigid Polyester: NA • Solid Surface: NA



• Self-levelling glides
 (for soft or uneven
 floors) \$45.00 list

Description		Dimensions					
	Foot rest	Width 18.5 Depth 14 Height 13 Com YD: 0.75 Ship Weight 12 Cubic Feet 3					
	Model No. NTFR						
COM		1	2	3	4	5	6
NTFR	516	542	568	597	626	653	

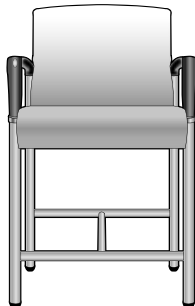
Options: • CAL 133 \$45.00



• Self-levelling glides
 (for soft or uneven
 floors) \$45.00 list

Integrity Seating Collection

Different fabrics may be specified on the seat and on the back. In this case, use the higher grade of the two. No additional upcharge applies.

Description		Dimensions					
	Hip chair	Width 24					
	Model No. NTH130	Depth 27					
		Height 41					
		Seat Height 24.5					
		Seat Width 25					
		Seat Depth 21					
		Arm Height 19.5					
		Com YD-Backs: 1					
		Com YD-Seats: 0.75					
		Ship Weight 42					
		Cubic Feet 18					
COM							
	1	2	3	4	5	6	
NTH130	1288	1365	1444	1524	1606	1688	

Options: • CAL 133 \$98.00/seat • Moisture barrier \$85.00/seat • Custom frame finish \$28/chair

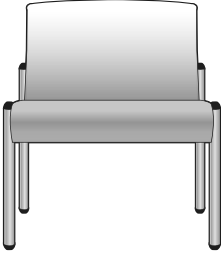
Arm Caps: • Wood: NA • Polyurethane: Standard • Rigid Polyester: NA • Solid Surface: NA



• Self-levelling glides (for soft or uneven floors) \$45.00 list

Integrity Seating Collection

Different fabrics may be specified on the seat and on the back. In this case, use the higher grade of the two. No additional upcharge applies.

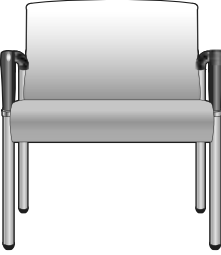
Description		Dimensions					
	Bariatric guest chair, armless	Width 34 Depth 27 Height 35 Seat Height 19 Seat Width 31 Seat Depth 19.5 Com YD-Backs: 1.75 Com YD-Seats: 1.25 Ship Weight 42 Cubic Feet 19					
	Model No. NTB120-AL *550lb weight capacity						
COM		1	2	3	4	5	6
NTB120-AL	1018	1152	1286	1426	1567	1709	

Options: • CAL 133 \$98.00/seat • Moisture barrier \$85.00/seat • Wallsaver rear leg \$65.00 list
 • Custom frame finish \$28/chair • Ganging bracket (1 per 2 chairs) \$50.00 list

Arm Caps: • Wood: NA • Polyurethane: Standard • Rigid Polyester: NA • Solid Surface: NA



• Self-levelling glides
 (for soft or uneven
 floors) \$45.00 list

Description		Dimensions					
	Bariatric guest chair, with arms	Width 34.5 Depth 27 Height 35 Seat Height 19 Seat Width 31 Seat Depth 19.5 Arm Height 25.5 Com YD-Backs: 1.75 Com YD-Seats: 1.25 Ship Weight 47 Cubic Feet 19					
	Model No. NTB120-WA *550lb weight capacity						
COM		1	2	3	4	5	6
NTB120-WA	1076	1209	1346	1486	1626	1770	

Options: • CAL 133 \$98.00/seat • Moisture barrier \$85.00/seat • Wallsaver rear leg \$65.00 list
 • Custom frame finish \$28/chair • Ganging bracket (1 per 2 chairs) \$50.00 list

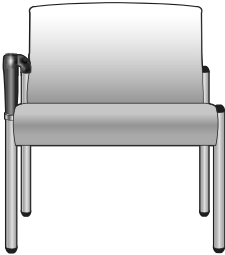
Arm Caps: • Wood: NA • Polyurethane: Standard • Rigid Polyester: NA • Solid Surface: NA



• Self-levelling glides
 (for soft or uneven
 floors) \$45.00 list

Integrity Seating Collection

Different fabrics may be specified on the seat and on the back. In this case, use the higher grade of the two. No additional upcharge applies.

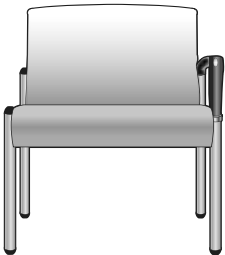
Description		Dimensions					
	Bariatric guest chair, with right arm only (when seated)	Width 34.5					
	Model No. NTB120-RA	Depth 27					
	*550lb weight capacity	Height 35					
		Seat Height 19					
		Seat Width 31					
		Seat Depth 19.5					
		Arm Height 25.5					
		Com YD-Backs: 1.75					
		Com YD-Seats: 1.25					
		Ship Weight 47					
		Cubic Feet 19					
COM							
	1	2	3	4	5	6	
NTB120-RA	1038	1169	1305	1442	1582	1724	

Options: • CAL 133 \$98.00/seat • Moisture barrier \$85.00/seat • Wallsaver rear leg \$65.00 list
• Custom frame finish \$28/chair • Ganging bracket (1 per 2 chairs) \$50.00 list

Arm Caps: • Wood: NA • Polyurethane: Standard • Rigid Polyester: NA • Solid Surface: NA



• Self-levelling glides (for soft or uneven floors) \$45.00 list

Description		Dimensions					
	Bariatric guest chair, with left arm only (when seated)	Width 34.5					
	Model No. NTB120-LA	Depth 27					
	*550lb weight capacity	Height 35					
		Seat Height 19					
		Seat Width 31					
		Seat Depth 19.5					
		Arm Height 25.5					
		Com YD-Backs: 1.75					
		Com YD-Seats: 1.25					
		Ship Weight 47					
		Cubic Feet 19					
COM							
	1	2	3	4	5	6	
NTB120-LA	1038	1169	1305	1442	1582	1724	

Options: • CAL 133 \$98.00/seat • Moisture barrier \$85.00/seat • Wallsaver rear leg \$65.00 list
• Custom frame finish \$28/chair • Ganging bracket (1 per 2 chairs) \$50.00 list

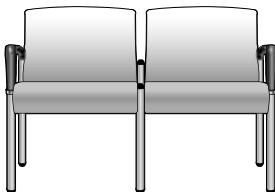

Arm Caps: • Wood: NA • Polyurethane: Standard • Rigid Polyester: NA • Solid Surface: NA

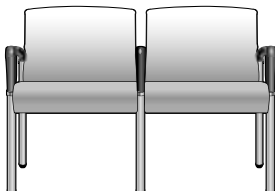



• Self-levelling glides (for soft or uneven floors) \$45.00 list

Integrity Seating Collection

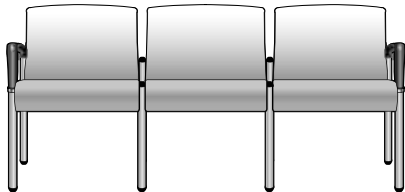

Different fabrics may be specified on the seat and on the back. In this case, use the higher grade of the two. No additional upcharge applies.

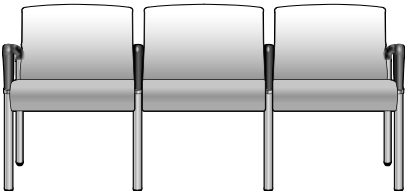

Description		Dimensions					
	Two-seater, no center arm						
	Model No. NT200-NCA						
		Width 47.5					
		Depth 27					
		Height 35					
		Seat Height 19					
		Seat Width 21					
		Seat Depth 19.5					
		Com YD-Backs: 2					
		Com YD-Seats: 1.5					
	Ship Weight 71						
	Cubic Feet 28						
COM							
	1	2	3	4	5	6	
NT200-NCA	1450	1604	1757	1913	2072	2235	
<div>Options: • CAL 133 \$98.00/seat • Moisture barrier \$85.00/seat • Wallsaver rear leg \$98.00 list</div> <div>• Custom frame finish \$50.00 list</div> <div>Arm Caps: • Wood: NA • Polyurethane: Standard • Rigid Polyester: NA • Solid Surface: NA</div>							
							• Self-levelling glides (for soft or uneven floors) \$68.00 list

Description		Dimensions					
	Two-seater, with center arm	Width 47.5					
	Model No. NT220-WCA	Depth 27					
		Height 35					
		Seat Height 19					
		Seat Width 21					
		Seat Depth 19.5					
		Arm Height 25.5					
		Com YD-Backs: 2					
		Com YD-Seats: 1.5					
		Ship Weight 73.5					
Cubic Feet 28							
COM							
	1	2	3	4	5	6	
NT220-WCA	1487	1640	1794	1950	2110	2274	
Options: • CAL 133 \$98.00/seat • Moisture barrier \$85.00/seat • Wallsaver rear leg \$98.00 list • Custom frame finish \$50.00 list							• Self-levelling glides (for soft or uneven floors) \$68.00 list
Arm Caps: • Wood: NA • Polyurethane: Standard • Rigid Polyester: NA • Solid Surface: NA							

Integrity Seating Collection

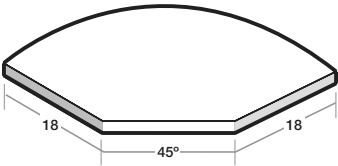
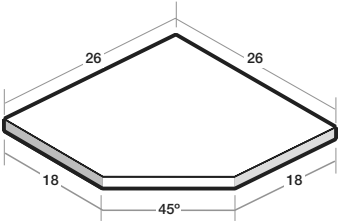
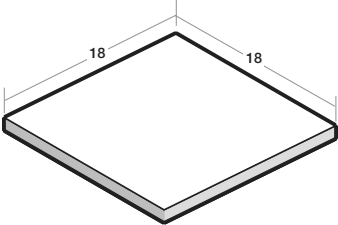
Different fabrics may be specified on the seat and on the back. In this case, use the higher grade of the two. No additional upcharge applies.

Description		Dimensions					
	Three-seater, no center arms	Width 69 Depth 27 Height 35 Seat Height 19 Seat Width 21 Seat Depth 19.5 Com YD-Backs: 3 Com YD-Seats: 2.25 Ship Weight 104 Cubic Feet 40					
	Model No. NT300-NCA						
COM		1	2	3	4	5	6
NT300-NCA		2139	2368	2598	2832	3070	3312
Options: • CAL 133 \$98.00/seat • Moisture barrier \$85.00/seat • Wallsaver rear leg \$130.00 list • Custom frame finish \$75.00 list		 • Self-levelling glides (for soft or uneven floors) \$90.00 list					
Arm Caps: • Wood: NA • Polyurethane: Standard • Rigid Polyester: NA • Solid Surface: NA							

Description		Dimensions					
	Three-seater, with center arms	Width 69 Depth 27 Height 35 Seat Height 19 Seat Width 21 Seat Depth 19.5 Arm Height 25.5 Com YD-Backs: 3 Com YD-Seats: 2.5 Ship Weight 109 Cubic Feet 40					
	Model No. NT330-WCA						
COM		1	2	3	4	5	6
NT330-WCA		2212	2441	2672	2906	3145	3388
Options: • CAL 133 \$98.00/seat • Moisture barrier \$85.00/seat • Wallsaver rear leg \$130.00 list • Custom frame finish \$75.00 list		 • Self-levelling glides (for soft or uneven floors) \$90.00 list					
Arm Caps: • Wood: NA • Polyurethane: Standard • Rigid Polyester: NA • Solid Surface: NA							

Integrity Seating Collection

Connecting Tables

	Description	Price	Dimensions
	Radius corner table (includes two connecting brackets)		Width 26 Depth 26
	HPL with PVC edge Model No. NTC-90R-P	528	Ship Weight 25 Cubic Feet 2
	HPL with Maple edge Model No. NTC-90R-M	665	
	Solid Surface Level 1 Model No. NTC-90R-S	886	
	Solid Surface Level 2 Model No. NTC-90R-S	1241	
	Square corner table (includes two connecting brackets)		Width 26 Depth 26
	HPL with PVC edge Model No. NTC-90S-P	528	Ship Weight 30 Cubic Feet 2
	HPL with Maple edge Model No. NTC-90S-M	665	
	Solid Surface Level 1 Model No. NTC-90S-S	886	
	Solid Surface Level 2 Model No. NTC-90S-S	1241	
	Square spacer table (includes two connecting brackets)		Width 18 Depth 18
	HPL with PVC edge Model No. NTC-SP-P	419	Ship Weight 16 Cubic Feet 1
	HPL with Maple edge Model No. NTC-SP-M	560	
	Solid Surface Level 1 Model No. NTC-SP-S	844	
	Solid Surface Level 2 Model No. NTC-SP-S	1182	

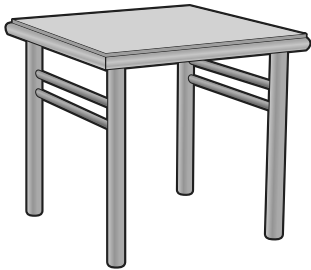
Available in 7 standard laminate finishes. Please add suffix code to unit Model No.

- Candlelight (CL) • Cherry Blossom (CB) • Chocolate (CH)
- Hardrock Maple (HM) • Mahogany (MA) • Rustic Cherry (RC) • Summer Flame (SF)

Integrity Seating Collection

Free-Standing Tables

• Freestanding tables ship flat-packed




Square/Rectangular Tables									
Model No.	HPL with 3mm PVC Edge	HPL with Maple Bullnose Edge	Solid Surface		W	D	H	SW	CF
			Level 1	Level 2					
NTF-1818-16	643	821	1022	1304	18	18	16	24	2
NTF-1830-16	795	1029	1314	1780	18	30	16	33	3
NTF1842-16	952	1249	1589	2246	18	42	16	42	4

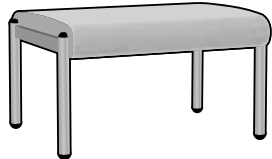
Round Tables									
Model No.	HPL with 3mm PVC Edge	HPL with Maple Bullnose Edge	Solid Surface		W	D	H	SW	CF
			Level 1	Level2					
NTF-20D-16	634	801	1010	1292	20	20	16	24	2

Integrity Seating Collection

Benches

Description		Dimensions					
	Single seat bench	Width 24					
	Model No. NTB-21	Depth 25					
		Seat Height 18					
		Seat Width 21					
		Arm Height N/A					
		Com YD 1					
		Ship Weight 24					
		Cubic Feet 8					
COM							
	1	2	3	4	5	6	
NTB-21	738	787	836	885	936	988	


Options: • CAL 133 \$45.00

Description		Dimensions					
	Bariatric single bench	Width 34					
	Model No. NTB-31	Depth 25					
		Seat Height 18					
		Seat Width 31					
		Arm Height N/A					
		Com YD 1.5					
		Ship Weight 34					
		Cubic Feet 10					
	COM						
	1	2	3	4	5	6	
NTB-31	1037	1113	1191	1269	1350	1430	

Options: • CAL 133 \$70.00


Integrity Seating Collection

Benches

	Description	Dimensions
	Two seater bench	Width 45
	Model No. NTB-42	Depth 25
		Seat Height 18
		Seat Width 42
		Arm Height N/A
		Com YD 2
		Ship Weight 42
		Cubic Feet 14

	COM					
	1	2	3	4	5	6
NTB-42	1131	1229	1329	1430	1534	1639

Options: • CAL 133 \$90.00

	Description	Dimensions
	Three seater bench	Width 66
	Model No. NTB-63	Depth 25
		Seat Height 18
		Seat Width 63
		Arm Height N/A
		Com YD 3
		Ship Weight 60
		Cubic Feet 20

	COM					
	1	2	3	4	5	6
NTB-63	1561	1707	1856	2008	2162	2319

Options: • CAL 133 \$135.00

Vista II Seating Collection

Ordering Guide

When ordering Vista II seating products, please specify the following information:



Specification codes must be added to unit Model No. as shown below.

Upholstery and additional options must be specified separately.

For connected seating requirements, please contact our sales office for pricing and assistance.

Specification code sample:

SV200 - S - CH - SB

Model No.

Powdercoat
finish code

Wood finish or poly
arm finish code

Back
style code

Specification Codes:

Standard powdercoat finish codes:

- Smooth Black (SB)
- Textured Black (TB)
- Textured Nickel (TN)
- Smooth Silver (SS)
- Gunmetal (GM)
- Metallic Beige (MB)

Wood finish codes:

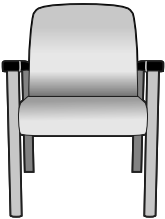
- Candlelight (CL)
- Cherry Blossom (CB)
- Chocolate (CH)
- Grenada (GR)
- Hard Rock Maple (HM)
- Mahogany (MA)
- Rustic Cherry (RC)
- Summer Flame (SF)

Back style codes:

- Square (SB)
- Round (RB)

Vista II Seating Collection

Different fabrics may be specified on the seat and on the back. In this case, use the higher grade of the two. No additional upcharge applies.

	Description	Dimensions
	Single chair	Width 23.5/26.5
	Model No. SV200-21 (21" wide) Model No. SV200-24 (24" wide)	Depth 26.5
	• Weight rating: 400lbs.	Height 35
	* Add back shape code to model number:	Seat Height 18.5
	• Square back (-SB)	Seat Width 21/24
	• Round back (-RB)	Arm Height 26
		Com YD-Backs: 1.25
		Com YD-Seats: 0.75
		Ship Weight 38
		Cubic Feet 15


	COM	1	2	3	4	5	6
SV200-21		932	1022	1114	1208	1302	1398
SV200-24		1038	1126	1216	1306	1399	1493

Options: • CAL 133 \$98.00/seat • Moisture barrier \$85.00/seat

Arm Caps: • Wood: No Upcharge • Polyurethane: No Upcharge • Rigid Polyester: \$75.00 list/pair • Solid Surface: \$795.00 list/pair



Flex-back option
(available on SV200-21
only) \$225.00 list

	Description	Dimensions
	Bariatric chair	Width 33.5
	Model No. SV210	Depth 26.5
	• Weight rating: 750lbs.	Height 35
	* Add back shape code to model number:	Seat Height 18.5
	• Square back (-SB)	Seat Width 31
	• Round back (-RB)	Arm Height 26.5
		Com YD-Backs: 1.75
		Com YD-Seats: 1.25
		Ship Weight 50
		Cubic Feet 21

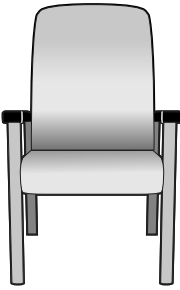
	COM	1	2	3	4	5	6
SV210		1241	1377	1516	1657	1800	1946

Options: • CAL 133 \$98.00/seat • Moisture barrier \$85.00/seat

Arm Caps: • Wood: No Upcharge • Polyurethane: No Upcharge • Rigid Polyester: \$75.00 list/pair • Solid Surface: \$795.00 list/pair

Vista II Seating Collection

Different fabrics may be specified on the seat and on the back. In this case, use the higher grade of the two. No additional upcharge applies.

	Description	Dimensions	21"	24"	31"
	Highback patient chair	Width	23.5	26.3	33.5
	Model No. SV240-21 (21" wide)	Depth	26.5	26.5	26.5
	Model No. SV240-24 (24" wide)	Height	45.5	45.5	45.5
	Model No. SV240-31 (31" wide - Bariatric)	Seat Height	18.5	18.5	18.5
		Seat Width	21	24	31
		Arm Height	26	26	26
	* Add back shape code to model number:	Com YD-Backs:	1.75	2	2.25
	• Square back (-SB)	Com YD-Seats:	0.75	1	1.25
	• Round back (-RB)	Ship Weight	46	54	56
		Cubic Feet	20	21	24

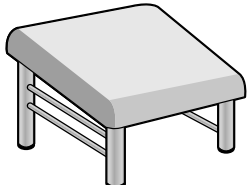
	COM					
	1	2	3	4	5	6
SV240-21	1136	1282	1432	1584	1738	1896
SV240-24	1246	1389	1536	1684	1836	1989
SV240-31	1394	1539	1687	1836	1990	2144

Options: • CAL 133 \$98.00/seat • Moisture barrier \$85.00/seat
• Mobility Option (Consists of rear-leg wheels and a handle built into the chairback, for easier mobility) \$195 list

Arm Caps: • Wood: No Upcharge • Polyurethane: No Upcharge • Rigid Polyester: \$75.00 list/pair • Solid Surface: \$795.00 list/pair



Flex-back option
(on 21" and 24" guest and patient chairs) \$225.00 list

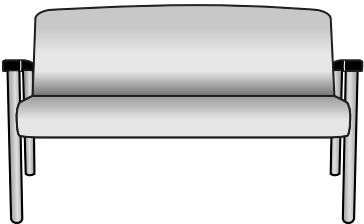
	Description	Dimensions
	Foot rest	Width 18.5
	Model No. SV2FR	Depth 14
	(for use with both 21" and 24" chair models)	Height 13
		Com YD: 0.75
		Ship Weight 15
		Cubic Feet 3

	COM					
	1	2	3	4	5	6
SV2FR	516	542	568	597	626	653

Options: • CAL 133 \$45.00

Vista II Seating Collection

Different fabrics may be specified on the seat and on the back. In this case, use the higher grade of the two. No additional upcharge applies.

	Description	Dimensions
	Settee chair	Width 44.5
	Model No. SV200-42	Depth 26.5
	• Weight rating: 750 lbs.	Height 35
	* Add back shape code to model number:	Seat Height 18.5
	• Square back (-SB)	Seat Width 42
	• Round back (-RB)	Arm Height 26.5
		Com YD-Backs: 2.5
		Com YD-Seats: 1.5
		Ship Weight 64
		Cubic Feet 25

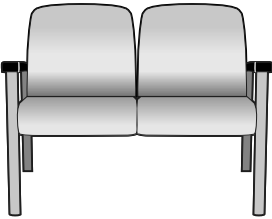
	COM					
	1	2	3	4	5	6
SV200-42	1556	1741	1929	2121	2316	2515

Options: • CAL 133 \$196.00/seat • Moisture barrier \$170.00/seat

Arm Caps: • Wood: No Upcharge • Polyurethane: No Upcharge • Rigid Polyester: \$75.00 list/pair • Solid Surface: \$795.00 list/pair

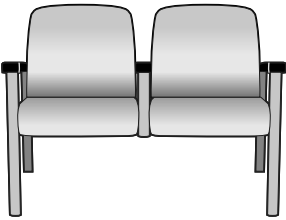
Vista II Seating Collection

Different fabrics may be specified on the seat and on the back. In this case, use the higher grade of the two. No additional upcharge applies.

	Description						Dimensions
	Two-seater, no center arm						Width 44/50
	Model No. SV220N-21 (21" wide) Model No. SV220N-24 (24" wide) <ul style="list-style-type: none"> • Weight rating: 400lbs. * Add back shape code to model number: <ul style="list-style-type: none"> • Square back (-SB) • Round back (-RB) 						Depth 26.5
							Height 35
							Seat Height 18.5
							Seat Width 21/24
							Arm Height 26.5
							Com YD-Backs: 2.5
							Com YD-Seats: 1.5
							Ship Weight 62
							Cubic Feet 28
	COM						
	1	2	3	4	5	6	
SV220N-21	1441	1614	1790	1969	2151	2336	
SV220N-24	1559	1744	1932	2125	2320	2519	

Options: • CAL 133 \$98.00/seat • Moisture barrier \$85.00/seat

Arm Caps: • Wood: No Upcharge • Polyurethane: No Upcharge • Rigid Polyester: \$75.00 list/pair • Solid Surface: \$795.00 list/pair

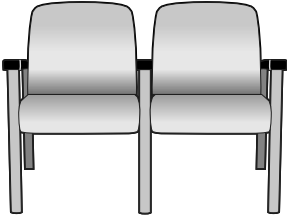
	Description						Dimensions
	Two-seater with half center arm						Width 45/51
	Model No. SV220H-21 (21" wide) Model No. SV220H-24 (24" wide) <ul style="list-style-type: none"> * Add back shape code to model number: <ul style="list-style-type: none"> • Square back (-SB) • Round back (-RB) 						Depth 26.5
							Height 35
							Seat Height 18.5
							Seat Width 21/24
							Arm Height 26.5
							Com YD-Backs: 2.5
							Com YD-Seats: 1.5
							Ship Weight 65
							Cubic Feet 28
	COM						
	1	2	3	4	5	6	
SV220H-21	1617	1791	1969	2149	2333	2520	
SV220H-24	1734	1910	2088	2270	2455	2643	

Options: • CAL 133 \$98.00/seat • Moisture barrier \$85.00/seat

Arm Caps: • Wood: No Upcharge • Polyurethane: No Upcharge • Rigid Polyester: \$113.00 list/set of 3 • Solid Surface: \$1193.00 list/set of 3

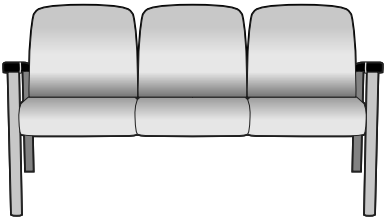
Vista II Seating Collection

Different fabrics may be specified on the seat and on the back. In this case, use the higher grade of the two. No additional upcharge applies.

	Description						Dimensions
	Two-seater with full center arm						Width 45/51
	Model No. SV220F-21 (21" wide) Model No. SV220F-24 (24" wide) * Add back shape code to model number: • Square back (-SB) • Round back (-RB)						Depth 26.5 Height 35 Seat Height 18.5 Seat Width 21/24 Arm Height 26.5 Com YD-Backs: 2.5 Com YD-Seats: 1.5 Ship Weight 68 Cubic Feet 28
	COM	1	2	3	4	5	6
SV220F-21	1712	1887	2065	2247	2432	2617	
SV220F-24	1829	2020	2215	2413	2614	2819	

Options: • CAL 133 \$98.00/seat • Moisture barrier \$85.00/seat

Arm Caps: • Wood: No Upcharge • Polyurethane: No Upcharge • Rigid Polyester: \$113.00 list/set of 3 • Solid Surface: \$1193.00 list/set of 3

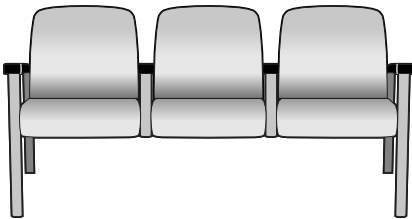
	Description						Dimensions
	Three seater, no center arm						Width 64.5/73.5
	Model No. SV230N-21 (21" wide) Model No. SV230N-24 (24" wide) * Add back shape code to model number: • Square back (-SB) • Round back (-RB)						Depth 26.5 Height 35 Seat Height 18.5 Seat Width 21/24 Arm Height 26 Com YD-Backs: 3.75 Com YD-Seats: 2.25 Ship Weight 86 Cubic Feet 42
	COM	1	2	3	4	5	6
SV230N-21	2076	2360	2649	2943	3241	3547	
SV230N-24	2276	2562	2853	3149	3450	3757	

Options: • CAL 133 \$98.00/seat • Moisture barrier \$85.00/seat

Arm Caps: • Wood: No Upcharge • Polyurethane: No Upcharge • Rigid Polyester: \$75.00 list/pair • Solid Surface: \$795.00 list/pair

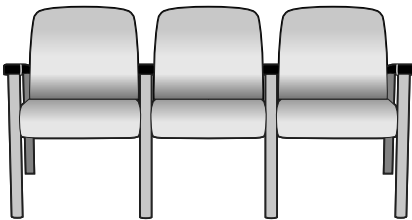
Vista II Seating Collection

Different fabrics may be specified on the seat and on the back. In this case, use the higher grade of the two. No additional upcharge applies.

Description		Dimensions				
	Three-seater with half center arm	Width 66.5/75.5				
	Model No. SV230H-21 (21" wide)	Depth 26.5				
	Model No. SV230H-24 (24" wide)	Height 35				
	* Add back shape code to model number:	Seat Height 18.5				
	• Square back (-SB)	Seat Width 21/24				
	• Round back (-RB)	Arm Height 26				
		Com YD-Backs: 3.75				
		Com YD-Seats: 2.25				
		Ship Weight 92				
		Cubic Feet 42				
COM						
	1	2	3	4	5	6
SV230H-21	2389	2676	2968	3266	3568	3876
SV230H-24	2598	2887	3180	3481	3782	4095

Options: • CAL 133 \$98.00/seat • Moisture barrier \$85.00/seat

Arm Caps: • Wood: No Upcharge • Polyurethane: No Upcharge • Rigid Polyester: \$150.00 list/pair • Solid Surface: \$1590.00 list/pair

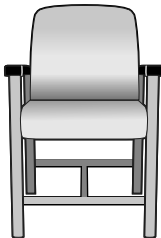
Description		Dimensions				
	Three-seater with full center arm	Width 66.5/75.5				
	Model No. SV230F-21 (21" wide)	Depth 26.5				
	Model No. SV230F-24 (24" wide)	Height 35				
	* Add back shape code to model number:	Seat Height 18.5				
	• Square back (-SB)	Seat Width 21/24				
	• Round back (-RB)	Arm Height 26				
		Com YD-Backs: 3.75				
		Com YD-Seats: 2.25				
		Ship Weight 98				
		Cubic Feet 42				
COM						
	1	2	3	4	5	6
SV230F-21	2495	2783	3071	3375	3673	3987
SV230F-24	2701	2991	3286	3587	3890	4203

Options: • CAL 133 \$98.00/seat • Moisture barrier \$85.00/seat

Arm Caps: • Wood: No Upcharge • Polyurethane: No Upcharge • Rigid Polyester: \$150.00 list/pair • Solid Surface: \$1590.00 list/pair

Vista II Seating Collection

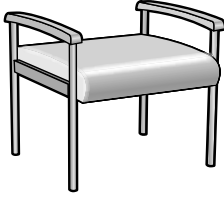
Different fabrics may be specified on the seat and on the back. In this case, use the higher grade of the two. No additional upcharge applies.

Description		Dimensions				
	Hip chair	Width 23.5				
	Model No. SV250	Depth 26.5				
	• Weight rating: 400lbs.	Height 41				
	* Add back shape code to model number:	Seat Height 24.5				
	• Square back (-SB)	Seat Width 21				
	• Round back (-RB)	Arm Height 32				
		Com YD-Backs: 1.25				
		Com YD-Seats: 0.75				
		Ship Weight 46				
		Cubic Feet 18				
COM						
	1	2	3	4	5	6
SV250	1628	1722	1817	1914	2012	2112

Options: • CAL 133 \$98.00/seat • Moisture barrier \$85.00/seat

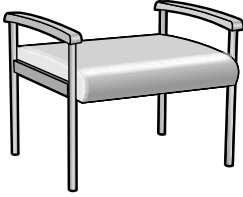
Arm Caps: • Wood: No Upcharge • Polyurethane: No Upcharge • Rigid Polyester: \$75.00 list/pair • Solid Surface: \$795.00 list/pair

Vista II Seating Collection

	Description	Dimensions
	Single seat bench	Width 23.5
	Model No. V2B-21	Depth 25 Seat Height 18 Seat Width 21 Arm Height 24 Com YD 1 Ship Weight 28 Cubic Feet 10

	COM					
	1	2	3	4	5	6
V2B-21	830	880	930	980	1031	1084

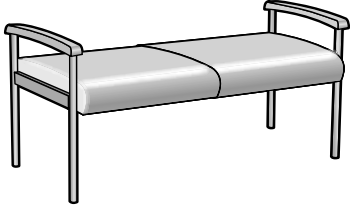
Options: • CAL 133 \$45.00 • Poly arms: no upcharge

	Description	Dimensions
	Bariatric single bench	Width 33.5
	Model No. V2B-31	Depth 25 Seat Height 18 Seat Width 31 Arm Height 24 Com YD 1.5 Ship Weight 38 Cubic Feet 12

	COM					
	1	2	3	4	5	6
V2B-31	1129	1206	1284	1364	1446	1526

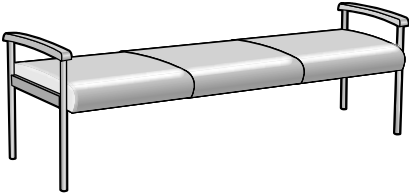
Options: • CAL 133 \$70.00 • Poly arms: no upcharge

Vista II Seating Collection

	Description	Dimensions
	Two seater bench	Width 44.5
	Model No. V2B-42	Depth 25 Seat Height 18 Seat Width 42 Arm Height 24 Com YD 2 Ship Weight 46 Cubic Feet 16

	COM					
	1	2	3	4	5	6
V2B-42	1223	1321	1423	1525	1629	1736

Options: • CAL 133 \$90.00 • Poly arms: no upcharge

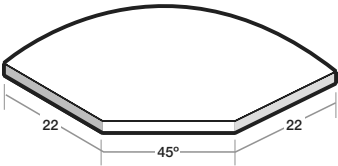
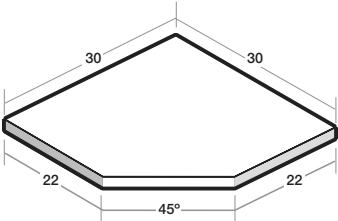
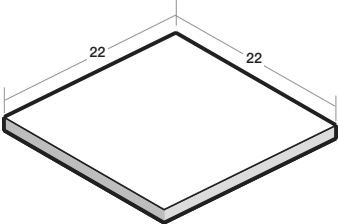
	Description	Dimensions
	Three seater bench	Width 65.5
	Model No. V2B-63	Depth 25 Seat Height 18 Seat Width 63 Arm Height 24 Com YD 3 Ship Weight 65 Cubic Feet 22

	COM					
	1	2	3	4	5	6
V2B-63	1652	1799	1950	2102	2258	2415

Options: • CAL 133 \$135.00 • Poly arms: no upcharge

Vista II Seating Collection

Connecting Tables

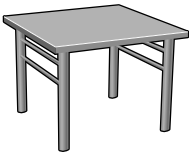
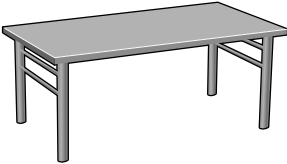
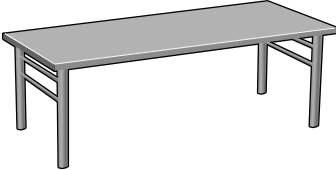
	Description	Price	Dimensions
	Radius corner table (includes two connecting brackets)		Width 28 Depth 28 Height 17
	HPL with PVC edge Model No. V2TC-90R-P	590	Ship Weight 25 Cubic Feet 2
	HPL with Maple edge Model No. V2TC-90R-M	820	
	Solid Surface Level 1 Model No. V2TC-90R-S	886	
	Solid Surface Level 2 Model No. V2TC-90R-S	1241	
	Square corner table (includes two connecting brackets and one support leg)		Width 28 Depth 28 Height 17
	HPL with PVC edge Model No. V2TC-90S-P	590	Ship Weight 30 Cubic Feet 2
	HPL with Maple edge Model No. V2TC-90S-M	820	
	Solid Surface Level 1 Model No. V2TC-90S-S	886	
	Solid Surface Level 2 Model No. V2TC-90S-S	1241	
	Square spacer table (includes two connecting brackets)		Width 22 Depth 22 Height 17
	HPL with PVC edge Model No. V2TC-SP-P	434	Ship Weight 16 Cubic Feet 1
	HPL with Maple edge Model No. V2TC-SP-M	644	
	Solid Surface Level 1 Model No. V2TC-SP-S	844	
	Solid Surface Level 2 Model No. V2TC-SP-S	1182	

Available in 7 standard laminate finishes to match Vista II finishes. Please add suffix code to unit Model No.

- Candlelight (CL) • Cherry Blossom (CB) • Chocolate (CH)
- Hardrock Maple (HM) • Mahogany (MA) • Rustic Cherry (RC) • Summer Flame (SF)

Vista II Seating Collection

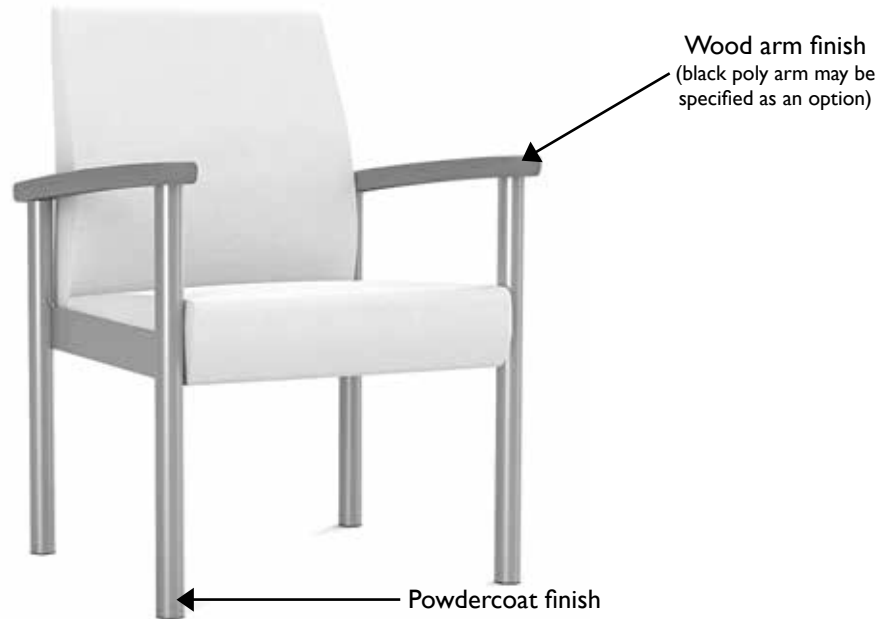
Free-Standing Tables

	Description	Price	Dimensions
	22 x 22 square table Height: 17		Width 22 Depth 22 Height 17
	HPL with PVC edge Model No. V2F-222217-P	643	Ship Weight 27 Cubic Feet 2
	HPL with Maple edge Model No. V2F-222217-M	821	
	Solid Surface Level 1 Model No. V2F-222217-S	1022	
	Solid Surface Level 2 Model No. V2F-222217-S	1431	
	22 x 36 rectangular table Height: 17		Width 36 Depth 22 Height 17
	HPL with PVC edge Model No. V2F-223617-P	795	Ship Weight 38 Cubic Feet 3
	HPL with Maple edge Model No. V2F-223617-M	1029	
	Solid Surface Level 1 Model No. V2F-223617-S	1314	
	Solid Surface Level 2 Model No. V2F-223617-S	1839	
	22 x 48 rectangular table Height: 17		Width 48 Depth 22 Height 17
	HPL with PVC edge Model No. V2F-224817-P	952	Ship Weight 48 Cubic Feet 4
	HPL with Maple edge Model No. V2F-224817-M	1249	
	Solid Surface Level 1 Model No. V2F-224817-S	1589	
	Solid Surface Level 2 Model No. V2F-224817-S	2226	

Oasis Seating Collection

Ordering Guide

When ordering Oasis seating products, please specify the following information:



For connected seating requirements, please contact our sales office for pricing and assistance.

Specification codes must be added to unit Model No. as shown below.

Upholstery must be specified separately.

Specification code sample:

SO650 I - SS - CL

Model No.

Powdercoat
finish code

Wood
finish code

Specification Codes:

Woodgrain finish codes:


- Candlelight (CL)
- Cherry Blossom (CB)
- Chocolate (CH)
- Grenada (GR)
- Hard Rock Maple (HM)
- Mahogany (MA)
- Rustic Cherry (RC)
- Summer Flame (SF)

Powdercoat finish codes:

- Smooth Black (SB)
- Textured Black (TB)
- Textured Nickel (TN)
- Smooth Silver (SS)
- Gunmetal (GM)
- Metallic Beige (MB)


Oasis Seating Collection

Different fabrics may be specified on the seat and on the back. In this case, use the higher grade of the two. No additional upcharge applies.

Description		Dimensions					
	Single seat with arms	Width 25.5					
	Model No. S06501	Depth 25.5					
		Height 34.5					
		Seat Height 18.5					
		Seat Width 21					
		Arm Height 26					
		Com YD-Backs 1.25					
		Com YD-Seats 0.75					
		Ship Weight 50					
		Cubic Feet 16					
COM							
	1	2	3	4	5	6	
S06501	1175	1265	1357	1450	1545	1641	

Options: • CAL 133 \$98.00/seat • Moisture Barrier \$85.00 list/seat

Arm Caps: • Wood: No Upcharge • Polyurethane: No Upcharge • Rigid Polyester: \$75.00 list/pair • Solid Surface: \$795.00 list/pair

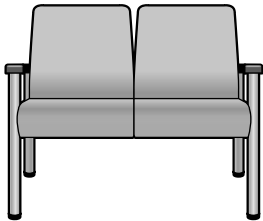
Description		Dimensions					
	Bariatric single chair	Width 35.5					
	Weight rating: 750lbs.	Depth 25.5					
	Model No. S06508	Height 34.5					
		Seat Height 18.5					
		Seat Width 31					
		Arm Height 26					
		Com YD-Backs 1.75					
		Com YD-Seats 1.25					
		Ship Weight 78					
		Cubic Feet 21					
COM		1	2	3	4	5	6
S06508	1486	1618	1752	1889	2029	2170	

Options: • CAL 133 \$98.00/seat • Moisture Barrier \$85.00 list/seat

Arm Caps: • Wood: No Upcharge • Polyurethane: No Upcharge • Rigid Polyester: \$75.00 list/pair • Solid Surface: \$795.00 list/pair

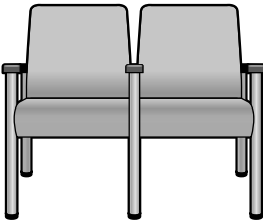
Oasis Seating Collection

Different fabrics may be specified on the seat and on the back. In this case, use the higher grade of the two. No additional upcharge applies.

Description		Dimensions				
	Two seater with outside arms					
	Model No. S06502					
		Width 46.75				
		Depth 25.5				
		Height 34.5				
		Seat Height 18.5				
		Seat Width 21				
		Arm Height 26				
		Com YD-Backs 2.5				
		Com YD-Seats 1.5				
	Ship Weight 96					
	Cubic Feet 28					
COM						
	1	2	3	4	5	6
S06502	1764	1939	2118	2301	2486	2674

Options: • CAL 133 \$98.00/seat • Moisture Barrier \$85.00 list/seat

Arm Caps: • Wood: No Upcharge • Polyurethane: No Upcharge • Rigid Polyester: \$75.00 list/pair • Solid Surface: \$795.00 list/pair

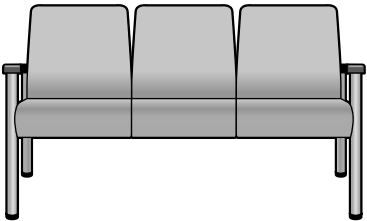
Description		Dimensions				
	Two seater with center full arm					
	Model No. S06504					
		Width 48.25				
		Depth 25.5				
		Height 34.5				
		Seat Height 18.5				
		Seat Width 21				
		Arm Height 26				
		Com YD-Backs 2.5				
		Com YD-Seats 1.5				
	Ship Weight 113					
	Cubic Feet 29					
COM						
	1	2	3	4	5	6
S06504	2037	2216	2397	2582	2770	2961

Options: • CAL 133 \$98.00/seat • Moisture Barrier \$85.00 list/seat

Arm Caps: • Wood: No Upcharge • Polyurethane: No Upcharge • Rigid Polyester: \$113.00 list/set of 3 • Solid Surface: \$1193.00 list/set of 3

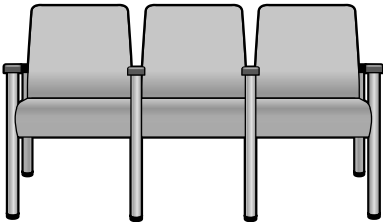
Oasis Seating Collection

Different fabrics may be specified on the seat and on the back. In this case, use the higher grade of the two. No additional upcharge applies.

Description		Dimensions					
	Three seater with outside arms						Width 68
	Model No. S06505						Depth 25.5
							Height 34.5
							Seat Height 18.5
							Seat Width 21
							Arm Height 26
							Com YD-Backs 3.75
							Com YD-Seats 2.25
							Ship Weight 130
							Cubic Feet 40
COM		1	2	3	4	5	6
S06505		2215	2474	2738	3006	3280	3557

Options: • CAL 133 \$98.00/seat • Moisture Barrier \$85.00 list/seat

Arm Caps: • Wood: No Upcharge • Polyurethane: No Upcharge • Rigid Polyester: \$75.00 list/pair • Solid Surface: \$795.00 list/pair

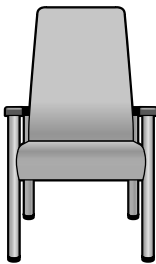
Description		Dimensions					
	Three seater with center full arms						Width 71
	Model No. S06507						Depth 25.5
							Height 34.5
							Seat Height 18.5
							Seat Width 21
							Arm Height 26
							Com YD-Backs 3.75
							Com YD-Seats 2.25
							Ship Weight 162
							Cubic Feet 42
COM		1	2	3	4	5	6
S06507		2954	3220	3491	3766	4047	4331

Options: • CAL 133 \$98.00/seat • Moisture Barrier \$85.00 list/seat

Arm Caps: • Wood: No Upcharge • Polyurethane: No Upcharge • Rigid Polyester: \$150.00 list/set of 4 • Solid Surface: \$1590.00 list/set of 4

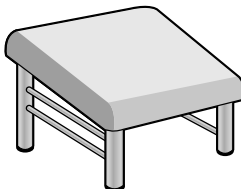
Oasis Seating Collection

Different fabrics may be specified on the seat and on the back. In this case, use the higher grade of the two. No additional upcharge applies.

Description		Dimensions				
	Highback single chair	Width 25.5				
	Model No. S06509	Depth 25.5				
		Height 44.5				
		Seat Height 18.5				
		Seat Width 21				
		Arm Height 26				
		Com YD-Backs1.75				
		Com YD-Seats 0.75				
		Ship Weight 56				
		Cubic Feet 20				
COM						
	1	2	3	4	5	6
S06509	1331	1485	1556	1671	1786	1906

Options: • CAL 133 \$98.00/seat • Moisture Barrier \$85.00 list/seat

Arm Caps: • Wood: No Upcharge • Polyurethane: No Upcharge • Rigid Polyester: \$75.00 list/pair • Solid Surface: \$795.00 list/pair

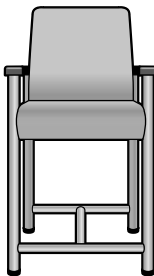
Description		Dimensions				
	Footstool	Width 18.5				
	Model No. SF2500-W	Depth 14				
		Height 13				
		Com YD 0.5				
		Ship Weight 16				
		Cubic Feet 5				
COM						
	1	2	3	4	5	6
SF2500-W	491	511	539	582	617	671

Options: • CAL 133 \$98.00/seat • Moisture Barrier \$85.00 list/seat

This unit meets minimum performance test requirements of ANSI/BIFMA X5.4.

Oasis Seating Collection

Different fabrics may be specified on the seat and on the back. In this case, use the higher grade of the two. No additional upcharge applies.

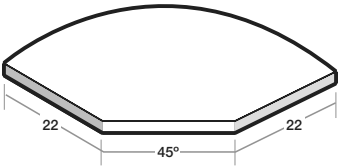
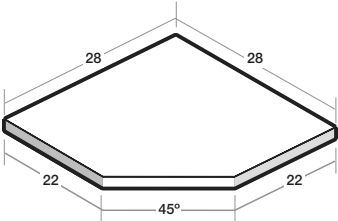
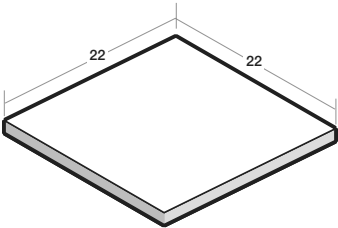
Description		Dimensions				
	Hip chair	Width 25.5				
	Model No. S06510	Depth 25.5				
		Height 40.5				
		Seat Height 24.5				
		Seat Width 21				
		Arm Height 26				
		Com YD-Backs 1.25				
		Com YD-Seats 0.75				
		Ship Weight 68				
		Cubic Feet 18				
COM						
	1	2	3	4	5	6
S06510	1628	1722	1817	1914	2012	2112

Options: • CAL 133 \$98.00/seat • Moisture Barrier \$85.00 list/seat

Arm Caps: • Wood: No Upcharge • Polyurethane: No Upcharge • Rigid Polyester: \$75.00 list/pair • Solid Surface: \$795.00 list/pair

Oasis Seating Collection

Connecting Tables


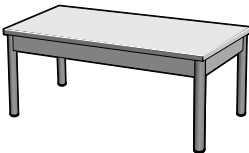
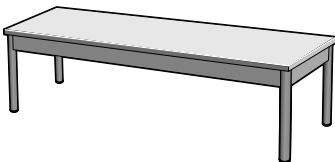
	Description	Price	Dimensions
	Radius corner table (includes two connecting brackets)		Width 28 Depth 28 Height 17
	HPL with PVC edge Model No. CT-28R-M-P	590	Ship Weight 25 Cubic Feet 2
	HPL with Maple edge Model No. CT-28R-M-M	820	
	Solid Surface Level 1 Model No. CT-28R-M-S	886	
	Solid Surface Level 2 Model No. CT-28R-M-S	1241	
	Square corner table (includes two connecting brackets and one support leg)		Width 28 Depth 28 Height 17
	HPL with PVC edge Model No. CT-28C-M-P	590	Ship Weight 30 Cubic Feet 2
	HPL with Maple edge Model No. CT-28C-M-M	820	
	Solid Surface Level 1 Model No. CT-28C-M-S	886	
	Solid Surface Level 2 Model No. CT-28C-M-S	1241	
	Square spacer table (includes two connecting brackets)		Width 22 Depth 22 Height 17
	HPL with PVC edge Model No. CT-22S-M-P	434	Ship Weight 16 Cubic Feet 1
	HPL with Maple edge Model No. CT-22S-M-M	644	
	Solid Surface Level 1 Model No. CT-22S-M-S	844	
	Solid Surface Level 2 Model No. CT-22S-M-S	1182	

Available in 7 standard laminate finishes to match Oasis finishes. Please add suffix code to unit Model No.

- Candlelight (CL) • Cherry Blossom (CB) • Chocolate (CH)
- Hardrock Maple (HM) • Mahogany (MA) • Rustic Cherry (RC) • Summer Flame (SF)

Oasis Seating Collection

Free-Standing Tables

	Description	Price	Dimensions
	22 x 22 square table Height: 17		Width 22 Depth 22 Height 17
	HPL with PVC edge Model No. S0F-222217-P	643	Ship Weight 27 Cubic Feet 2
	HPL with Maple edge Model No. S0F-222217-M	821	
	Solid Surface Level 1 Model No. S0F-222217-S	1022	
	Solid Surface Level 2 Model No. S0F-222217-S	1431	
	22 x 36 rectangular table Height: 17		Width 36 Depth 22 Height 17
	HPL with PVC edge Model No. S0F-223617-P	795	Ship Weight 38 Cubic Feet 3
	HPL with Maple edge Model No. S0F-223617-M	1029	
	Solid Surface Level 1 Model No. S0F-223617-S	1314	
	Solid Surface Level 2 Model No. S0F-223617-S	1839	
	22 x 48 rectangular table Height: 17		Width 48 Depth 22 Height 17
	HPL with PVC edge Model No. S0F-224817-P	952	Ship Weight 48 Cubic Feet 4
	HPL with Maple edge Model No. S0F-224817-M	1249	
	Solid Surface Level 1 Model No. S0F-224817-S	1589	
	Solid Surface Level 2 Model No. S0F-224817-S	2226	

When ordering Oasis free standing tables, please specify the following information:


- Wood finish color
- Powder coat leg finish

All table tops are supplied with matching edging, unless otherwise specified.

Banner Seating Collection

Ordering Guide

When ordering Banner seating products, please specify the following information:



Specification codes must be added to unit Model No. as shown below.

Upholstery and additional options must be specified separately.

For connected seating requirements, please contact our sales office for pricing and assistance.

Specification code sample:

BACI2IF - RC

Model No.

Frame
finish code



Specification Codes:

Wood finish codes:

- Candlelight (CL)
- Cherry Blossom (CB)
- Chocolate (CH)
- Grenada (GR)
- Hard Rock Maple (HM)
- Mahogany (MA)
- Rustic Cherry (RC)
- Summer Flame (SF)

Banner Seating Collection


Different fabrics may be specified on the seat and on the back. In this case, use the higher grade of the two. No additional upcharge applies.

Description		Dimensions
 21" seat width	Single chair	Width 23.5/27.5
	Model No. BAC121F (21" seat width)	Depth 21
 24" seat width	Model No. BAC124F (24" seat width)	Height 32
		Seat Height 18
		Seat Width 21/24
		Arm Height 26
		Com YD-Backs: 0.75/1.0
		Com YD-Seats: 0.75/1.0
		Weight 17/19
		Cubic Feet 9/10.5

	COM					
	1	2	3	4	5	6
BAC121F	795	859	923	987	1052	1116
BAC124F	967	1052	1136	1221	1306	1390

Options: • CAL 133 \$98.00/seat • Moisture barrier \$85.00/seat

Arm Caps: • Wood: Standard • Polyurethane: \$135.00 list/pair • Rigid Polyester: NA • Solid Surface: NA

Description		Dimensions
	Bariatric chair	Width 33.5
	Model No. BAC131F (31" seat width)	Depth 21
		Height 32
		Seat Height 18
		Seat Width 31
		Arm Height 26
		Com YD-Back: 1.25
		Com YD-Seat: 1.25
		Weight 21
		Cubic Feet 13

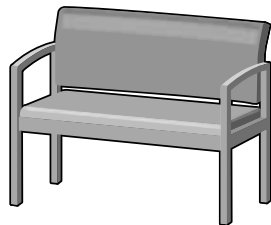
	COM					
	1	2	3	4	5	6
BAC131F	1117	1223	1329	1435	1541	1647

Options: • CAL 133 \$98.00/seat • Moisture barrier \$85.00/seat

Arm Caps: • Wood: Standard • Polyurethane: \$135.00 list/pair • Rigid Polyester: NA • Solid Surface: NA


Banner Seating Collection

Different fabrics may be specified on the seat and on the back. In this case, use the higher grade of the two. No additional upcharge applies.

Description		Dimensions				
	Settee chair	Width 44.5				
	Model No. BAC142F (42" seat width)	Depth 21				
		Height 32				
		Seat Height 18				
		Seat Width 21				
		Arm Height 26				
		Com YD-Back: 1.5				
		Com YD-Seat: 1.5				
		Weight 26				
		Cubic Feet 17				
COM						
	1	2	3	4	5	6
BAC142F	1396	1524	1651	1779	1906	2034

Options: • CAL 133 \$98.00/seat • Moisture barrier \$85.00/seat

Arm Caps: • Wood: Standard • Polyurethane: \$135.00 list/pair • Rigid Polyester: NA • Solid Surface: NA

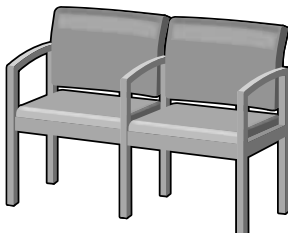
Description		Dimensions				
	Hip chair	Width 23.5				
	Model No. BAC121E (21" seat width)	Depth 21				
		Height 37.75				
		Seat Height 24				
		Seat Width 21				
		Arm Height 31.25				
		Com YD-Backs: 0.75				
		Com YD-Seats: 0.75				
		Ship Weight 21				
		Cubic Feet 10.5				
COM						
	1	2	3	4	5	6
BAC121E	1324	1388	1452	1517	1581	1645

Options: • CAL 133 \$98.00/seat • Moisture barrier \$85.00/seat

Arm Caps: • Wood: Standard • Polyurethane: \$135.00 list/pair • Rigid Polyester: NA • Solid Surface: NA

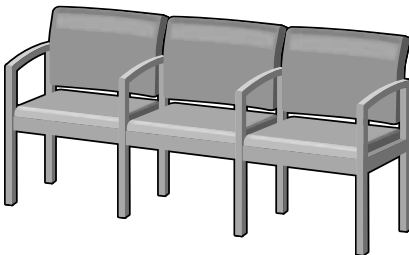
Banner Seating Collection

Different fabrics may be specified on the seat and on the back. In this case, use the higher grade of the two. No additional upcharge applies.

Description		Dimensions				
	Two-seater with full center arm	Width 45				
	Model No. BAC221F (21" seat widths)	Depth 21				
		Height 32				
		Seat Height 18				
		Seat Width 21				
		Arm Height 26				
		Com YD-Backs: 1.5				
		Com YD-Seats: 1.5				
		Weight 31				
		Cubic Feet 17.5				
COM						
	1	2	3	4	5	6
BAC221F	1528	1655	1783	1910	2038	2165

Options: • CAL 133 \$98.00/seat • Moisture barrier \$85.00/seat

Arm Caps: • Wood: Standard • Polyurethane: \$203.00 list/set of 3 • Rigid Polyester: NA • Solid Surface: NA

Description		Dimensions				
	Three-seater with full center arm	Width 67.5				
	Model No.BAC321F (21” seat widths)	Depth 21				
		Height 32				
		Seat Height 18				
		Seat Width 21				
		Arm Height 26				
		Com YD-Backs: 2.25				
		Com YD-Seats: 2.25				
		Weight 44				
		Cubic Feet 26.25				
COM						
	1	2	3	4	5	6
BAC321F	2222	2413	2605	2797	2989	3180

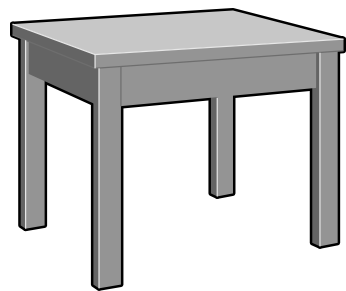
Options: • CAL 133 \$98.00/seat • Moisture barrier \$85.00/seat

Arm Caps: • Wood: Standard • Polyurethane: \$270.00 list/set of 4 • Rigid Polyester: NA • Solid Surface: NA

Banner Seating Collection

Free-Standing Tables

- Freestanding tables ship flat-packed



Square/Rectangular Tables									
Model No.	HPL with 3mm PVC Edge	HPL with Maple Bullnose Edge	Solid Surface Top		W	D	H	SW	CF
			Level 1	Level 2					
BATF-222217	643	820	1022	1431	22	22	17	27	2
BATF-223617	795	934	1314	1839	36	22	17	38	3
BATF-224817	952	1249	1589	2226	48	22	17	48	4

When ordering Banner free standing tables, please specify the following information:

- Wood finish color
- Solid surface top color (if applicable)

All table tops are supplied with matching edging, unless otherwise specified.

Vista Seating Collection

Ordering Guide

When ordering Vista seating products, please specify the following information:



Specification codes must be added to unit Model No. as shown below.

Upholstery and additional options must be specified separately.

For connected seating requirements, please contact our sales office for pricing and assistance.

Specification code sample:

SV610 - CH - SB

Model No.

Frame
finish code

Back
style code

Specification Codes:

Wood finish codes:

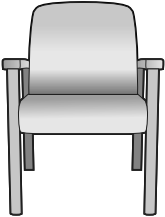
- Candlelight (CL)
- Cherry Blossom (CB)
- Chocolate (CH)
- Grenada (GR)
- Hard Rock Maple (HM)
- Mahogany (MA)
- Rustic Cherry (RC)
- Summer Flame (SF)

Back style codes:

- Square (SB)
- Round (RB)

Vista Seating Collection

Different fabrics may be specified on the seat and on the back. In this case, use the higher grade of the two. No additional upcharge applies.

	Description	Dimensions
	Single chair	Width 24.5/27.5
	Model No. SV600-21 (21" wide) Model No. SV600-24 (24" wide)	Depth 26.5
	• Weight rating: 400lbs.	Height 35
	* Add back shape code to model number:	Seat Height 18.5
	• Square back (-SB)	Seat Width 21/24
	• Round back (-RB)	Arm Height 26
		Com YD-Backs: 1.25
		Com YD-Seats: 0.75
		Ship Weight 30
		Cubic Feet 15

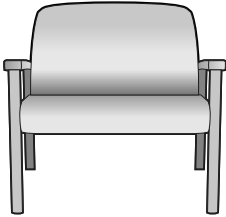
	COM					
	1	2	3	4	5	6
SV600-21	973	1058	1149	1240	1335	1428
SV600-24	1038	1126	1216	1306	1399	1493

Options: • CAL 133 \$98.00/seat • Moisture barrier \$85.00/seat

Arm Caps: • Wood: Standard • Polyurethane: \$135.00 list/pair • Rigid Polyester: \$195.00 list/pair • Solid Surface: NA



Flex-back option
\$225.00 list

	Description	Dimensions
	Bariatric chair	Width 34.5
	Model No. SV610	Depth 26.5
	• Weight rating: 750lbs.	Height 35
	* Add back shape code to model number:	Seat Height 18.5
	• Square back (-SB)	Seat Width 31
	• Round back (-RB)	Arm Height 26
		Com YD-Back: 1.75
		Com YD-Seat: 1.25
		Ship Weight 40
		Cubic Feet 21

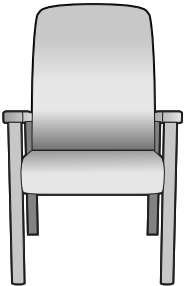
	COM					
	1	2	3	4	5	6
SV610	1292	1424	1559	1699	1840	1985

Options: • CAL 133 \$98.00/seat • Moisture barrier \$85.00/seat

Arm Caps: • Wood: Standard • Polyurethane: \$135.00 list/pair • Rigid Polyester: \$195.00 list/pair • Solid Surface: NA

Vista Seating Collection

Different fabrics may be specified on the seat and on the back. In this case, use the higher grade of the two. No additional upcharge applies.

	Description	Dimensions	21"	24"	31"
	Highback patient chair	Width	24.5	27.5	34.5
	Model No. SV640-21 (21" wide)	Depth	26.5	26.5	26.5
	Model No. SV640-24 (24" wide)	Height	45.5	45.5	45.5
	Model No. SV640-31 (31" wide - Bariatric)	Seat Height	18.5	18.5	18.5
		Seat Width	21	24	31
		Arm Height	26	26	26
	* Add back shape code to model number:	Com YD-Backs:	1.75	2	2.5
	• Square back (-SB)	Com YD-Seats:	0.75	1	1.25
	• Round back (-RB)	Ship Weight	42	48	58
		Cubic Feet	20	21	24

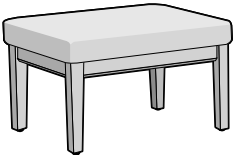
	COM					
	1	2	3	4	5	6
SV640-21	1183	1328	1477	1626	1781	1936
SV640-24	1246	1389	1536	1684	1836	1989
SV640-31	1394	1539	1687	1836	1990	2144

Options: • CAL 133 \$98.00/seat • Moisture barrier \$85.00/seat

Arm Caps: • Wood: Standard • Polyurethane: \$135.00 list/pair • Rigid Polyester: \$195.00 list/pair • Solid Surface: NA



Flex-back option
\$225.00 list

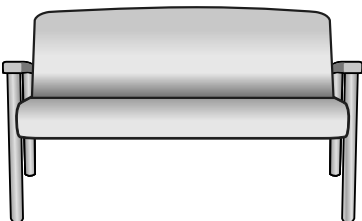
	Description	Dimensions
	Foot rest	Width 19
	Model No. SVFR	Depth 15
	(for use with both 21" and 24" chair models)	Height 13
		Com YD: 0.75
		Ship Weight 15
		Cubic Feet 3

	COM					
	1	2	3	4	5	6
SVFR	516	542	568	597	626	653

Options: • CAL 133 \$45.00

Vista Seating Collection

Different fabrics may be specified on the seat and on the back. In this case, use the higher grade of the two. No additional upcharge applies.

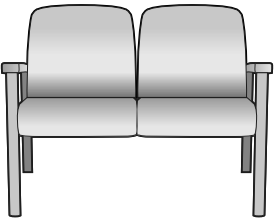
Description		Dimensions					
	Settee chair	Width 45.5					
	Model No. SV600-42	Depth 26.5					
	• Weight rating: 750 lbs.	Height 35					
	* Add back shape code to model number:	Seat Height 18.5					
	• Square back (-SB)	Seat Width 42					
	• Round back (-RB)	Arm Height 26					
		Com YD-Back: 2.5					
		Com YD-Seat: 1.5					
		Ship Weight 52					
		Cubic Feet 25					
COM							
	1	2	3	4	5	6	
SV600-42	1596	1782	1971	2163	2359	2557	

Options: • CAL 133 \$196.00/seat • Moisture barrier \$170.00/seat

Arm Caps: • Wood: Standard • Polyurethane: \$135.00 list/pair • Rigid Polyester: \$195.00 list/pair • Solid Surface: NA

Vista Seating Collection

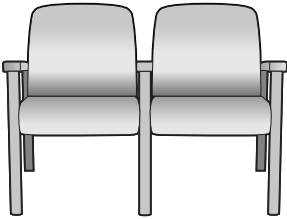
Different fabrics may be specified on the seat and on the back. In this case, use the higher grade of the two. No additional upcharge applies.

	Description	Dimensions
	Two-seater, no center arm	Width 45.5/51.5
	Model No. SV620N-21 (21" wide) Model No. SV620N-24 (24" wide) <ul style="list-style-type: none"> • Weight rating: 400lbs. * Add back shape code to model number: <ul style="list-style-type: none"> • Square back (-SB) • Round back (-RB) 	Depth 26.5 Height 35 Seat Height 18.5 Seat Width 21/24 Arm Height 26 Com YD-Backs: 2.5 Com YD-Seats: 1.5 Ship Weight 50 Cubic Feet 28

	COM					
	1	2	3	4	5	6
SV620N-21	1469	1645	1824	2007	2193	2382
SV620N-24	1559	1744	1932	2125	2320	2519

Options: • CAL 133 \$98.00/seat • Moisture barrier \$85.00/seat

Arm Caps: • Wood: Standard • Polyurethane: \$135.00 list/pair • Rigid Polyester: \$195.00 list/pair • Solid Surface: NA

	Description	Dimensions
	Two-seater with full center arm	Width 47/53
	Model No. SV620F-21 (21" wide) Model No. SV620F-24 (24" wide) <ul style="list-style-type: none"> * Add back shape code to model number: <ul style="list-style-type: none"> • Square back (-SB) • Round back (-RB) 	Depth 26.5 Height 35 Seat Height 18.5 Seat Width 21/24 Arm Height 26 Com YD-Backs: 2.5 Com YD-Seats: 1.5 Ship Weight 54 Cubic Feet 28

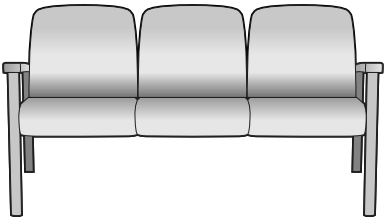
	COM					
	1	2	3	4	5	6
SV620F-21	1745	1924	2106	2291	2479	2669
SV620F-24	1829	2020	2215	2413	2614	2819

Options: • CAL 133 \$98.00/seat • Moisture barrier \$85.00/seat

Arm Caps: • Wood: Standard • Polyurethane: \$203.00 list/set of 3 • Rigid Polyester: \$293.00 list/set of 3 • Solid Surface: NA

Vista Seating Collection

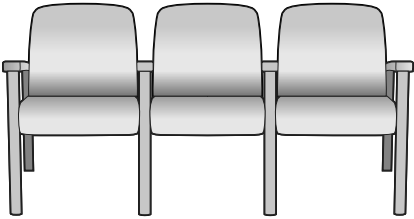
Different fabrics may be specified on the seat and on the back. In this case, use the higher grade of the two. No additional upcharge applies.

	Description	Dimensions
	Three seater, no center arm	Width 67/76
	Model No. SV630N-21 (21" wide) Model No. SV630N-24 (24" wide) * Add back shape code to model number: • Square back (-SB) • Round back (-RB)	Depth 26.5 Height 35 Seat Height 18.5 Seat Width 21/24 Arm Height 26 Com YD-Backs: 3.75 Com YD-Seats: 2.25 Ship Weight 70 Cubic Feet 42

	COM					
	1	2	3	4	5	6
SV630N-21	2117	2406	2701	3001	3305	3618
SV630N-24	2276	2562	2853	3149	3450	3757

Options: • CAL 133 \$98.00/seat • Moisture barrier \$85.00/seat

Arm Caps: • Wood: Standard • Polyurethane: \$135.00 list/pair • Rigid Polyester: \$195.00 list/pair • Solid Surface: NA

	Description	Dimensions
	Three seater with full center arm	Width 70/79
	Model No. SV630F-21 (21" wide) Model No. SV630F-24 (24" wide) * Add back shape code to model number: • Square back (-SB) • Round back (-RB)	Depth 26.5 Height 35 Seat Height 18.5 Seat Width 21/24 Arm Height 26 Com YD-Backs: 3.75 Com YD-Seats: 2.25 Ship Weight 80 Cubic Feet 42

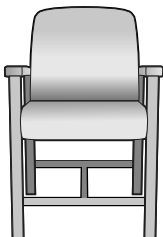
	COM					
	1	2	3	4	5	6
SV630F-21	2544	2838	3131	3442	3745	4067
SV630F-24	2701	2991	3286	3587	3890	4203

Options: • CAL 133 \$98.00/seat • Moisture barrier \$85.00/seat

Arm Caps: • Wood: Standard • Polyurethane: \$270.00 list/set of 4 • Rigid Polyester: \$390.00 list/set of 4 • Solid Surface: NA

Vista Seating Collection

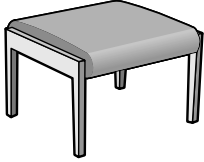
Different fabrics may be specified on the seat and on the back. In this case, use the higher grade of the two. No additional upcharge applies.

Description		Dimensions				
	Hip chair	Width 23.5				
	Model No. SV650	Depth 26.5				
	• Weight rating: 400lbs.	Height 41				
	* Add back shape code to model number:	Seat Height 24.5				
	• Square back (-SB)	Seat Width 21				
	• Round back (-RB)	Arm Height 32				
		Com YD-Backs: 1.25				
		Com YD-Seats: 0.75				
		Ship Weight 46				
		Cubic Feet 18				
COM						
	1	2	3	4	5	6
SV650	1628	1722	1817	1914	2012	2112

Options: • CAL 133 \$98.00/seat • Moisture barrier \$85.00/seat

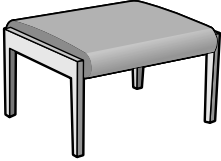
Arm Caps: • Wood: Standard • Polyurethane: \$135.00 list/pair • Rigid Polyester: \$195.00 list/pair • Solid Surface: NA

Vista Seating Collection

	Description	Dimensions
	Single seat bench	Width 24
	Model No. SVB-21	Depth 25 Seat Height 18 Seat Width 21 Arm Height N/A Com YD 1 Ship Weight 24 Cubic Feet 8

	COM					
	1	2	3	4	5	6
SVB-21	830	880	930	980	1031	1084

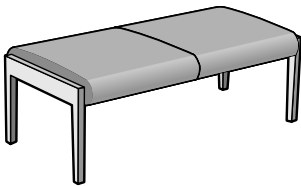
Options: • CAL 133 \$45.00

	Description	Dimensions
	Bariatric single bench	Width 34
	Model No. SVB-31	Depth 25 Seat Height 18 Seat Width 31 Arm Height N/A Com YD 1.5 Ship Weight 34 Cubic Feet 10

	COM					
	1	2	3	4	5	6
SVB-31	1129	1206	1284	1364	1446	1526

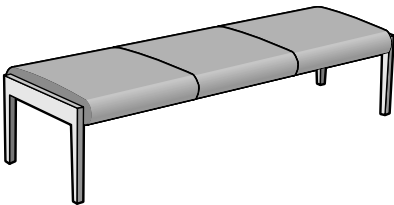
Options: • CAL 133 \$70.00

Vista Seating Collection

	Description	Dimensions
	Two seater bench	Width 45
	Model No. SVB-42	Depth 25
		Seat Height 18
		Seat Width 42
		Arm Height N/A
		Com YD 2
		Ship Weight 42
		Cubic Feet 14

	COM					
	1	2	3	4	5	6
SVB-42	1223	1321	1423	1525	1629	1736

Options: • CAL 133 \$90.00

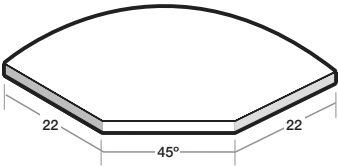
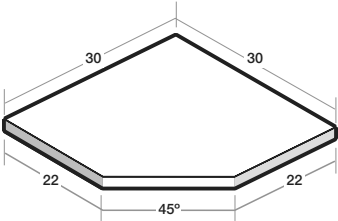
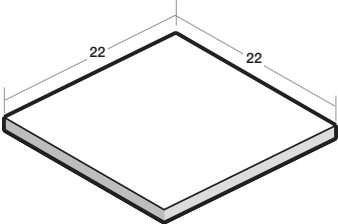
	Description	Dimensions
	Three seater bench	Width 66
	Model No. SVB-63	Depth 25
		Seat Height 18
		Seat Width 63
		Arm Height N/A
		Com YD 3
		Ship Weight 60
		Cubic Feet 20

	COM					
	1	2	3	4	5	6
SVB-63	1652	1799	1950	2102	2258	2415

Options: • CAL 133 \$135.00

Vista Seating Collection

Connecting Tables

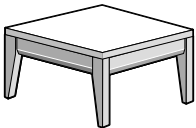
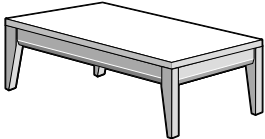
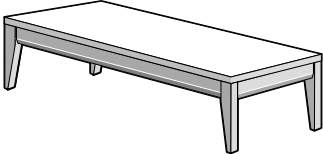
	Description	Price	Dimensions
	Radius corner table (includes two connecting brackets)		Width 28 Depth 28 Height 17
	HPL with PVC edge Model No. VITC-90R-P	590	Ship Weight 25 Cubic Feet 2
	HPL with Maple edge Model No. VITC-90R-M	820	
	Solid Surface Level 1 Model No. VITC-90R-S	886	
	Solid Surface Level 2 Model No. VITC-90R-S	1241	
	Square corner table (includes two connecting brackets and one support leg)		Width 28 Depth 28 Height 17
	HPL with PVC edge Model No. VITC-90S-P	590	Ship Weight 30 Cubic Feet 2
	HPL with Maple edge Model No. VITC-90S-M	820	
	Solid Surface Level 1 Model No. VITC-90S-S	886	
	Solid Surface Level 2 Model No. VITC-90S-S	1241	
	Square spacer table (includes two connecting brackets)		Width 22 Depth 22 Height 17
	HPL with PVC edge Model No. VITC-SP-P	434	Ship Weight 16 Cubic Feet 1
	HPL with Maple edge Model No. VITC-SP-M	644	
	Solid Surface Level 1 Model No. VITC-SP-S	844	
	Solid Surface Level 2 Model No. VITC-SP-S	1182	

Available in 7 standard laminate finishes to match Vista finishes. Please add suffix code to unit Model No.

- Candlelight (CL) • Cherry Blossom (CB) • Chocolate (CH)
- Hardrock Maple (HM) • Mahogany (MA) • Rustic Cherry (RC) • Summer Flame (SF)

Vista/Onward Seating Collection

Free-Standing Tables

	Description	Price	Dimensions
	22 x 22 square table Height: 17		Width 22 Depth 22 Height 17
	HPL with PVC edge Model No. VF-222217-P	643	Ship Weight 27 Cubic Feet 2
	HPL with Maple edge Model No. VF-222217-M	821	
	Solid Surface Level 1 Model No. VF-222217-S	1022	
	Solid Surface Level 2 Model No. VF-222217-S	1431	
	22 x 36 rectangular table Height: 17		Width 36 Depth 22 Height 17
	HPL with PVC edge Model No. VF-223617-P	795	Ship Weight 38 Cubic Feet 3
	HPL with Maple edge Model No. VF-223617-M	1029	
	Solid Surface Level 1 Model No. VF-223617-S	1314	
	Solid Surface Level 2 Model No. VF-223617-S	1839	
	22 x 48 rectangular table Height: 17		Width 48 Depth 22 Height 17
	HPL with PVC edge Model No. VF-224817-P	952	Ship Weight 48 Cubic Feet 4
	HPL with Maple edge Model No. VF-224817-M	1249	
	Solid Surface Level 1 Model No. VF-224817-S	1589	
	Solid Surface Level 2 Model No. VF-224817-S	2226	

Onward Seating Collection

Ordering Guide

When ordering Onward seating products, please specify the following information:



Specification codes must be added to unit Model No. as shown below.

Upholstery and additional options must be specified separately.

For connected seating requirements, please contact our sales office for pricing and assistance.

Specification code sample:

ONG21-OA-SF-SB

Model No.

Frame
finish code

Back
style code

*Add -PA for optional polyurethane arm cap

Specification Codes:

Wood finish codes:

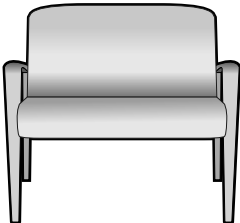
- Candlelight (CL)
- Cherry Blossom (CB)
- Chocolate (CH)
- Grenada (GR)
- Hard Rock Maple (HM)
- Mahogany (MA)
- Rustic Cherry (RC)
- Summer Flame (SF)

Back style codes:

- Square (SB)
- Round (RB)

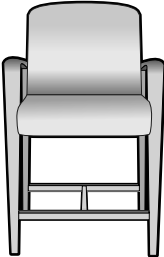
Onward Seating Collection

Different fabrics may be specified on the seat and on the back. In this case, use the higher grade of the two. No additional upcharge applies.

		Description				Dimensions	
 <p>31" seat width</p>	Bariatric chair - 31" seat width					Width 34.5	
	Open Arms, Model No. ONB31-OA					Depth 25	
	Closed Arms, Model No. ONB31-CA					Height 34.25	
	* Add back shape code to model number:					Seat Height 18.5	
	• Square back (-SB)					Seat Width 31	
• Round back (-RB)					Arm Height 26.5		
					Com YD-Back: 1.75		
					Com YD-Seat: 1.25		
					Com YD-Arms: 1		
					IShip Weight 40		
					Cubic Feet 19		
COM							
	1	2	3	4	5	6	
ONB31-OA	1292	1424	1559	1699	1840	1985	
ONB31-CA	1456	1635	1816	2002	2194	2389	

Options: • CAL 133 \$98.00/seat • Moisture barrier \$85.00/seat

Arm Caps: • Wood: Standard • Polyurethane: \$135.00 list/pair • Rigid Polyester: NA • Solid Surface: NA

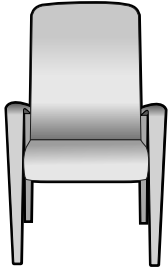
Description		Dimensions				
 <p>21" seat width</p>	Hip chair - 21" seat width					
	Open Arms, Model No. ONH21-OA					
	Closed Arms, Model No. ONH21-CA					
	* Add back shape code to model number:					
	<ul style="list-style-type: none">• Square back (-SB)• Round back (-RB)					
		Width 24.5				
		Depth 25				
		Height 39.25				
		Seat Height 23.5				
		Seat Width 21				
		Arm Height 31.5				
		Com YD-Back: 1.25				
		Com YD-Seat: 0.75				
		Com YD-Arms: 1				
		Ship Weight 42				
		Cubic Feet 15				
COM						
	1	2	3	4	5	6
ONH21-OA	1628	1722	1817	1914	2012	2112
ONH21-CA	1788	1928	2069	2212	2360	2508

Options: • CAL 133 \$98.00/seat • Moisture barrier \$85.00/seat

Arm Caps: • Wood: Standard • Polyurethane: \$135.00 list/pair • Rigid Polyester: NA • Solid Surface: NA

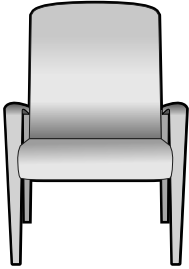
Onward Seating Collection

Different fabrics may be specified on the seat and on the back. In this case, use the higher grade of the two. No additional upcharge applies.

	Description						Dimensions
 <p>21" seat width</p>	Patient chair - 21" seat width						Width 24.5
	Open Arms, Model No. ONP21-OA Closed Arms, Model No. ONP21-CA * Add back shape code to model number: • Square back (-SB) • Round back (-RB)						Depth 25
							Height 44.25
							Seat Height 18.5
							Seat Width 21
							Arm Height 26.5
							Com YD-Back: 1.75
							Com YD-Seat: 0.75
							Com YD-Arms: 1
							Ship Weight 42
							Cubic Feet 17
	COM						
	1	2	3	4	5	6	
ONP21-OA	1183	1328	1477	1626	1781	1936	
ONP21-CA	1346	1538	1734	1932	2134	2341	

Options: • CAL 133 \$98.00/seat • Moisture barrier \$85.00/seat

Arm Caps: • Wood: Standard • Polyurethane: \$135.00 list/pair • Rigid Polyester: NA • Solid Surface: NA

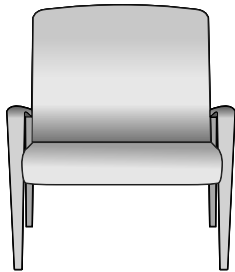
	Description						Dimensions
 <p>24" seat width</p>	Patient chair - 24" seat width						Width 27.5
	Open Arms, Model No. ONP24-OA Closed Arms, Model No. ONP24-CA * Add back shape code to model number: • Square back (-SB) • Round back (-RB)						Depth 25
							Height 44.5
							Seat Height 18.5
							Seat Width 24
							Arm Height 26.5
							Com YD-Back: 1.75
							Com YD-Seat: 0.75
							Com YD-Arms: 1
							Ship Weight 48
							Cubic Feet 19
	COM						
	1	2	3	4	5	6	
ONP24-OA	1246	1389	1536	1684	1836	1989	
ONP24-CA	1407	1595	1788	1983	2183	2386	

Options: • CAL 133 \$98.00/seat • Moisture barrier \$85.00/seat

Arm Caps: • Wood: Standard • Polyurethane: \$135.00 list/pair • Rigid Polyester: NA • Solid Surface: NA

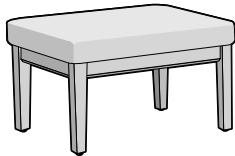
Onward Seating Collection

Different fabrics may be specified on the seat and on the back. In this case, use the higher grade of the two. No additional upcharge applies.

	Description						Dimensions
 <p>31" seat width</p>	Bariatric patient chair - 31" seat width Open arms, Model No. ONP-31-OA Closed arms, Model No. ONP-31-CA * Add back shape code to model number: • Square back (-SB) • Round back (-RB)						Width 33.5 Depth 26.5 Height 45.5 Seat Height 18.5 Seat Width 31 Arm Height 26 Com YD-Back: 2.5 Com YD-Seat: 1.25 Ship Weight 58 Cubic Feet 24
	COM 1 2 3 4 5 6						
ONP-31-OA	1394	1539	1687	1836	1990	2144	
ONP-31-CA	1450	1661	1875	2094	2316	2542	

Options: • CAL 133 \$98.00 • Moisture barrier \$85.00/seat

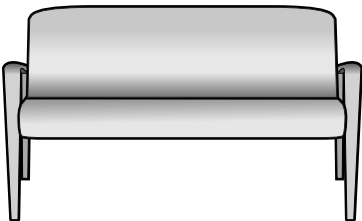
Arm Caps: • Wood: Standard • Polyurethane: \$135.00 list/pair • Rigid Polyester: NA • Solid Surface: NA

	Description						Dimensions
	Foot rest Model No. ONFR (for use with both 21" and 24" chair models)						Width 19 Depth 15 Height 13 Com YD: 0.75 Ship Weight 15 Cubic Feet 3
	COM 1 2 3 4 5 6						
ONFR	516	542	568	597	626	653	

Options: • CAL 133 \$45.00

Onward Seating Collection

Different fabrics may be specified on the seat and on the back. In this case, use the higher grade of the two. No additional upcharge applies.

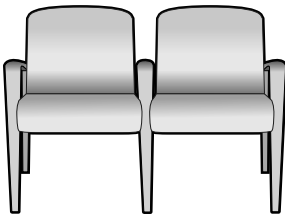
Description		Dimensions				
 42" seat width	Settee chair - 42" seat width					Width 45.5
	Open arms, Model No. ONS-42-OA					Depth 25
	Closed arms, Model No. ONS-42-CA					Height 34.25
	* Add back shape code to model number:					Seat Height 18.5
	• Square back (-SB)					Seat Width 42
	• Round back (-RB)					Arm Height 26
						Com YD-Back: 2.5
						Com YD-Seat: 1.5
						Com YD-Arms: 1
						Ship Weight 52
					Cubic Feet 25	
COM						
	1	2	3	4	5	6
ONS-42-OA	1596	1782	1971	2163	2359	2557
ONS-42-CA	1760	1981	2206	2435	2668	2905

Options: • CAL 133 \$196.00 • Moisture barrier \$170.00/seat

Arm Caps: • Wood: Standard • Polyurethane: \$135.00 list/pair • Rigid Polyester: NA • Solid Surface: NA

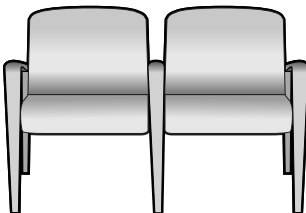
Onward Seating Collection

Different fabrics may be specified on the seat and on the back. In this case, use the higher grade of the two. No additional upcharge applies.

Description				Dimensions		
 <p>21" seat width</p>	Two-seater with full center leg - 21" seat width			Width 47.5		
	Open Arms, Model No. ON221F-OA			Depth 25		
	Closed Arms, Model No. ON221F-CA			Height 34.25		
	* Add back shape code to model number:			Seat Height 18.5		
	• Square back (-SB)			Seat Width 21		
• Round back (-RB)			Arm Height 26.5			
			Com YD-Backs: 2.5			
			Com YD-Seats: 1.5			
			Com YD-Arms: 1.5			
			Ship Weight 56			
			Cubic Feet 26			
COM						
	1	2	3	4	5	6
ON221F-OA	1745	1924	2106	2291	2479	2669
ON221F-CA	1989	2192	2420	2658	2894	3131

Options: • CAL 133 \$98.00/seat • Moisture barrier \$85.00/seat

Arm Caps: • Wood: Standard • Polyurethane: \$203.00 list/set of 3 • Rigid Polyester: NA • Solid Surface: NA

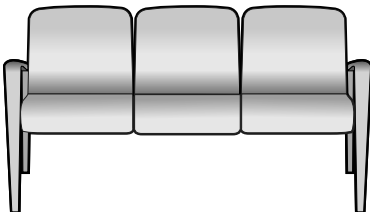
Description				Dimensions		
 <p>24" seat width</p>	Two-seater with full center leg - 24" seat width			Width 53.5		
	Open Arms, Model No. ON224F-OA			Depth 25		
	Closed Arms, Model No. ON224F-CA			Height 34.25		
	* Add back shape code to model number:			Seat Height 18.5		
	• Square back (-SB)			Seat Width 24		
• Round back (-RB)			Arm Height 26.5			
			Com YD-Backs: 2.5			
			Com YD-Seats: 1.5			
			Com YD-Arms: 1.5			
			Ship Weight 66			
			Cubic Feet 29			
COM						
	1	2	3	4	5	6
ON224F-OA	1829	2005	2185	2368	2554	2740
ON224F-CA	2069	2268	2493	2727	2960	3194

Options: • CAL 133 \$98.00/seat • Moisture barrier \$85.00/seat

Arm Caps: • Wood: Standard • Polyurethane: \$203.00 list/set of 3 • Rigid Polyester: NA • Solid Surface: NA

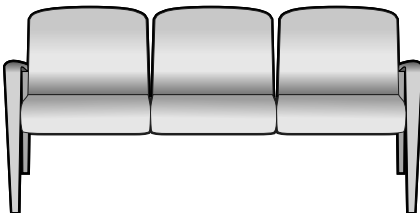
Onward Seating Collection

Different fabrics may be specified on the seat and on the back. In this case, use the higher grade of the two. No additional upcharge applies.

Description		Dimensions				
 <p>21" seat width</p>	Three-seat span (no center arms) - 21" seat width					Width 67
	Open Arms, Model No. ON321N-OA					Depth 25
	Closed Arms, Model No. ON321N-CA					Height 34.25
	* Add back shape code to model number:					Seat Height 18.5
	<ul style="list-style-type: none">Square back (-SB)Round back (-RB)					Seat Width 21
					Arm Height 26.5	
					Com YD-Backs: 3.75	
					Com YD-Seats: 2.25	
					Com YD-Arms: 1	
					Ship Weight 70	
					Cubic Feet 40	
COM						
	1	2	3	4	5	6
ON321N-OA	2117	2406	2701	3001	3305	3618
ON321N-CA	2280	2616	2958	3306	3660	4022

Options: • CAL 133 \$98.00/seat • Moisture barrier \$85.00/seat

Arm Caps: • Wood: Standard • Polyurethane: \$135.00 list/pair • Rigid Polyester: NA • Solid Surface: NA

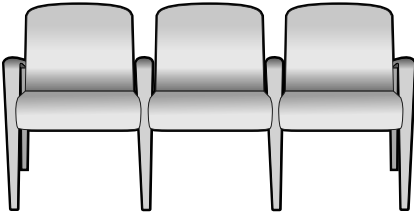
Description					Dimensions	
 <p>24" seat width</p>	Three-seat span (no center arms) - 24" seat width				Width 76	
	Open Arms, Model No. ON324N-OA				Depth 25	
	Closed Arms, Model No. ON324N-CA				Height 34.25	
	* Add back shape code to model number:				Seat Height 18.5	
	• Square back (-SB)				Seat Width 24	
• Round back (-RB)				Arm Height 26.5		
				Com YD-Backs: 3.75		
				Com YD-Seats: 2.25		
				Com YD-Arms: 1		
				Ship Weight 80		
				Cubic Feet 42		
COM						
	1	2	3	4	5	6
ON324N-OA	2276	2562	2853	3149	3450	3757
ON324N-CA	2436	2768	3104	3447	3797	4153

Options: • CAL 133 \$98.00/seat • Moisture barrier \$85.00/seat

Arm Caps: • Wood: Standard • Polyurethane: \$135.00 list/pair • Rigid Polyester: NA • Solid Surface: NA

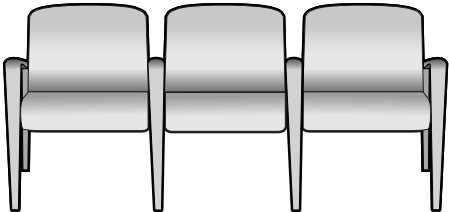
Onward Seating Collection

Different fabrics may be specified on the seat and on the back. In this case, use the higher grade of the two. No additional upcharge applies.

Description		Dimensions				
 <p>21" seat width</p>	Three-seater with full center leg - 21" seat width					Width 70
	Open Arms, Model No. ON321F-OA					Depth 25
	Closed Arms, Model No. ON321F-CA					Height 34.25
	* Add back shape code to model number:					Seat Height 18.5
	• Square back (-SB) • Round back (-RB)					Seat Width 21
					Arm Height 26.5	
					Com YD-Backs: 3.75	
					Com YD-Seats: 2.25	
					Com YD-Arms: 2	
					Ship Weight 78	
					Cubic Feet 42	
COM						
	1	2	3	4	5	6
ON321F-OA	2544	2838	3131	3442	3745	4067
ON321F-CA	2868	3256	3646	4054	4451	4873

Options: • CAL 133 \$98.00/seat • Moisture barrier \$85.00/seat

Arm Caps: • Wood: Standard • Polyurethane: \$270.00 list/set of 4 • Rigid Polyester: NA • Solid Surface: NA

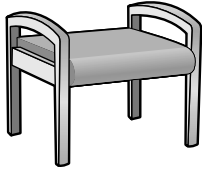
Description		Dimensions				
 <p>24" seat width</p>	Three-seater with full center leg - 24" seat width	Width 78 Depth 25 Height 34.25 Seat Height 18.5 Seat Width 24 Arm Height 26.5				
	Open Arms, Model No. ON324F-OA	Com YD-Backs: 3.75				
	Closed Arms, Model No. ON324F-CA	Com YD-Seats: 2.25				
	* Add back shape code to model number:	Com YD-Arms: 2				
	<ul style="list-style-type: none">Square back (-SB)Round back (-RB)	Ship Weight 88 Cubic Feet 44				
COM						
	1	2	3	4	5	6
ON324F-OA	2701	2991	3286	3587	3890	4203
ON324F-CA	3015	3401	3790	4186	4582	4995

Options: • CAL 133 \$98.00/seat • Moisture barrier \$85.00/seat

Arm Caps: • Wood: Standard • Polyurethane: \$270.00 list/set of 4 • Rigid Polyester: NA • Solid Surface: NA

Onward Seating Collection

Different fabrics may be specified on the seat and on the back. In this case, use the higher grade of the two. No additional upcharge applies.



Description

Single bench
Model No. ONB-21

Dimensions

Width 24.5
Depth 25
Seat Height 18
Seat Width 21
Arm Height 24

Com YD: 1
Ship Weight 28
Cubic Feet 10

COM

1

2

3

4

5

6

ONB-21

900

950

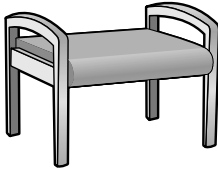
1000

1052

1103

1157

Options: • CAL 133 \$45.00



Description

Bariatric single bench
Model No. ONB-31

Dimensions

Width 34.5
Depth 25
Seat Height 18
Seat Width 31
Arm Height 24

Com YD: 1.5
Ship Weight 38
Cubic Feet 12

COM

1

2

3

4

5

6

ONB-31

1199

1276

1356

1436

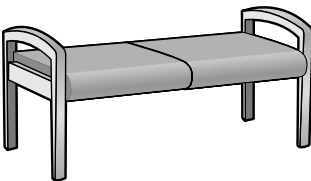
1518

1599

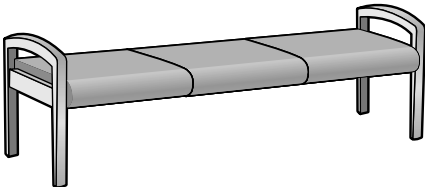
Options: • CAL 133 \$70.00

Onward Seating Collection

Different fabrics may be specified on the seat and on the back. In this case, use the higher grade of the two. No additional upcharge applies.

Description		Dimensions				
	Two seater bench	Width 45.5				
	Model No. ONB-42	Depth 25				
		Seat Height 18				
		Seat Width 42				
		Arm Height 24				
		Com YD: 2				
		Ship Weight 46				
		Cubic Feet 16				
COM						
	1	2	3	4	5	6
ONB-42	1292	1393	1493	1597	1701	1808

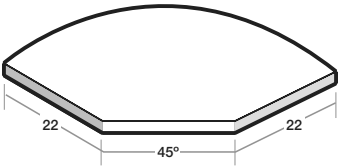
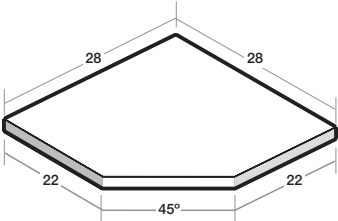
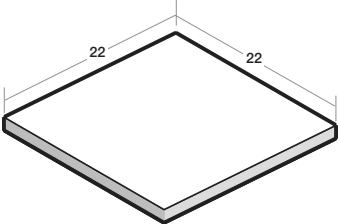
Options: • CAL 133 \$90.00

Description		Dimensions					
	Three seater bench	Width 67					
	Model No. ONB-63	Depth 25					
		Seat Height 18					
		Seat Width 63					
		Arm Height 24					
		Com YD: 3					
		Ship Weight 65					
		Cubic Feet 22					
COM							
	1	2	3	4	5	6	
ONB-63	1722	1870	2021	2175	2330	2489	

Options: • CAL 133 \$135.00

Onward Seating Collection

Connecting Tables

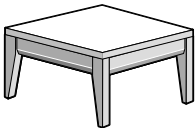
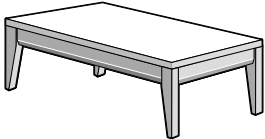
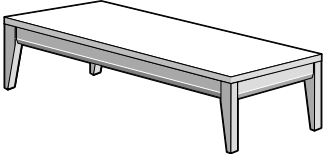
	Description	Price	Dimensions
	Radius corner table (includes two connecting brackets)		Width 28 Depth 28
	HPL with PVC edge Model No. ONCT-90R-P	590	Ship Weight 25 Cubic Feet 2
	HPL with Maple edge Model No. ONCT-90R-M	820	
	Solid Surface Level 1 Model No. ONCT-90R-S	886	
	Solid Surface Level 2 Model No. ONCT-90R-S	1241	
	Square corner table (includes two connecting brackets and one support leg)		Width 28 Depth 28
	HPL with PVC edge Model No. ONCT-90S-P	590	Ship Weight 30 Cubic Feet 2
	HPL with Maple edge Model No. ONCT-90S-M	820	
	Solid Surface Level 1 Model No. ONCT-90S-S	886	
	Solid Surface Level 2 Model No. ONCT-90S-S	1241	
	Square spacer table (includes two connecting brackets)		Width 22 Depth 22
	HPL with PVC edge Model No. ONCT-SP-P	434	Ship Weight 16 Cubic Feet 1
	HPL with Maple edge Model No. ONCT-SP-M	644	
	Solid Surface Level 1 Model No. ONCT-SP-S	844	
	Solid Surface Level 2 Model No. ONCT-SP-S	1182	

Available in 7 standard laminate finishes to match Onward finishes. Please add suffix code to unit Model No.

- Candlelight (CL) • Cherry Blossom (CB) • Chocolate (CH)
- Hardrock Maple (HM) • Mahogany (MA) • Rustic Cherry (RC) • Summer Flame (SF)

Vista/Onward Seating Collection


Free-Standing Tables

	Description	Price	Dimensions
	22 x 22 square table Height: 17		Width 22 Depth 22 Height 17
	HPL with PVC edge Model No. VF-222217-P	643	Ship Weight 27 Cubic Feet 2
	HPL with Maple edge Model No. VF-222217-M	821	
	Solid Surface Level 1 Model No. VF-222217-S	1022	
	Solid Surface Level 2 Model No. VF-222217-S	1431	
	22 x 36 rectangular table Height: 17		Width 36 Depth 22 Height 17
	HPL with PVC edge Model No. VF-223617-P	795	Ship Weight 38 Cubic Feet 3
	HPL with Maple edge Model No. VF-223617-M	1029	
	Solid Surface Level 1 Model No. VF-223617-S	1314	
	Solid Surface Level 2 Model No. VF-223617-S	1839	
	22 x 48 rectangular table Height: 17		Width 48 Depth 22 Height 17
	HPL with PVC edge Model No. VF-224817-P	952	Ship Weight 48 Cubic Feet 4
	HPL with Maple edge Model No. VF-224817-M	1249	
	Solid Surface Level 1 Model No. VF-224817-S	1589	
	Solid Surface Level 2 Model No. VF-224817-S	2226	

Boardwalk Seating Collection

Ordering Guide

When ordering Boardwalk seating products, please specify the following information:



For connected seating requirements, please contact our sales office for pricing and assistance.

Specification codes must be added to unit Model No. as shown below.

Upholstery must be specified separately.

Specification code sample:

SB8501 - SF

Model No.

Frame finish code


Specification Codes:

Wood finish codes:

- Candlelight (CL)
- Cherry Blossom (CB)
- Chocolate (CH)
- Grenada (GR)
- Hard Rock Maple (HM)
- Mahogany (MA)
- Rustic Cherry (RC)
- Summer Flame (SF)

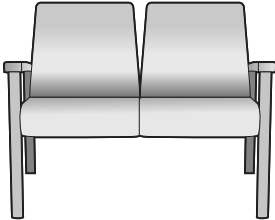
Boardwalk Seating Collection

Different fabrics may be specified on the seat and on the back. In this case, use the higher grade of the two. No additional upcharge applies.

Description		Dimensions					
	Single seat with arms	Width 25.5					
	Model No. SB8501	Depth 27					
		Height 34.5					
		Seat Height 18.5					
		Seat Width 21					
		Arm Height 26					
		Com YD-Backs 1.25					
		Com YD-Seats 0.75					
		Ship Weight 45					
		Cubic Feet 16					
COM							
	1	2	3	4	5	6	
SB8501	1175	1265	1357	1450	1545	1641	

Options: • CAL 133 \$98.00/seat • Moisture Barrier \$85.00 list/seat

Arm Caps: • Wood: Standard • Polyurethane: \$135.00 list/pair • Rigid Polyester: \$195.00 list/pair • Solid Surface: NA

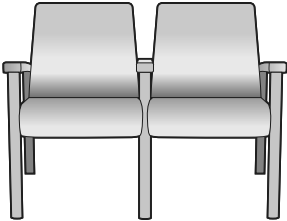
Description		Dimensions					
	Two seater with outside arms	Width 46.75					
	Model No. SB8502	Depth 27					
		Height 34.5					
		Seat Height 18.5					
		Seat Width 21					
		Arm Height 26					
		Com YD-Backs 2.5					
		Com YD-Seats 1.5					
		Ship Weight 90					
		Cubic Feet 28					
COM							
	1	2	3	4	5	6	
SB8502	1764	1939	2118	2301	2486	2674	

Options: • CAL 133 \$98.00/seat • Moisture Barrier \$85.00 list/seat

Arm Caps: • Wood: Standard • Polyurethane: \$135.00 list/pair • Rigid Polyester: \$195.00 list/pair • Solid Surface: NA

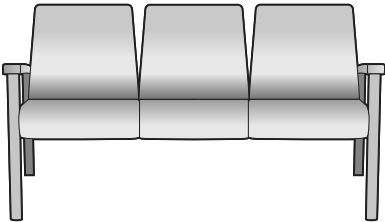
Boardwalk Seating Collection

Different fabrics may be specified on the seat and on the back. In this case, use the higher grade of the two. No additional upcharge applies.

Description		Dimensions					
	Two seater with center full arm						Width 48.25
	Model No. SB8504						Depth 27
							Height 34.5
							Seat Height 18.5
							Seat Width 21
							Arm Height 26
							Com YD-Backs 2.5
							Com YD-Seats 1.5
							Ship Weight 102
							Cubic Feet 29
COM							
		1	2	3	4	5	6
SB8504	2037	2216	2397	2582	2770	2961	

Options: • CAL 133 \$98.00/seat • Moisture Barrier \$85.00 list/seat

Arm Caps: • Wood: Standard • Polyurethane: \$203.00 list/set of 3 • Rigid Polyester: \$293.00 list/set of 3 • Solid Surface: NA

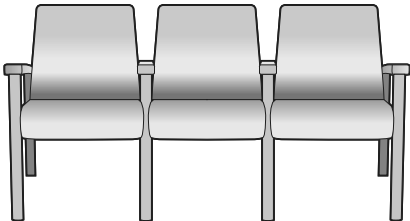
Description		Dimensions					
	Three seater with outside arms						Width 68
	Model No. SB8505						Depth 27
							Height 34.5
							Seat Height 18.5
							Seat Width 21
							Arm Height 26
							Com YD-Backs 3.75
							Com YD-Seats 2.25
							Ship Weight 124
							Cubic Feet 40
COM							
		1	2	3	4	5	6
SB8505	2214	2474	2738	3006	3280	3557	

Options: • CAL 133 \$98.00/seat • Moisture Barrier \$85.00 list/seat

Arm Caps: • Wood: Standard • Polyurethane: \$135.00 list/pair • Rigid Polyester: \$195.00 list/pair • Solid Surface: NA

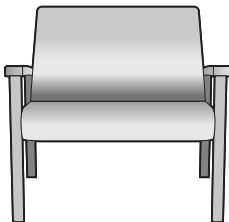
Boardwalk Seating Collection

Different fabrics may be specified on the seat and on the back. In this case, use the higher grade of the two. No additional upcharge applies.

Description		Dimensions				
	Three seater with center full arms					
	Model No. SB8507					
		Width 71				
		Depth 27				
		Height 34.5				
		Seat Height 18.5				
		Seat Width 21				
		Arm Height 26				
	Com YD-Backs 3.75					
	Com YD-Seats 2.25					
	Ship Weight 147					
	Cubic Feet 42					
COM						
	1	2	3	4	5	6
SB8507	2954	3220	3491	3766	4047	4331

Options: • CAL 133 \$98.00/seat • Moisture Barrier \$85.00 list/seat

Arm Caps: • Wood: Standard • Polyurethane: \$270.00 list/set of 4 • Rigid Polyester: \$390.00 list/set of 4 • Solid Surface: NA

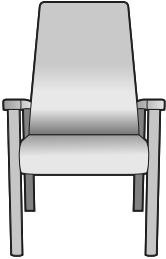
Description			Dimensions				
	Bariatric single chair			Width 35.5			
	Weight rating: 750lbs.			Depth 27			
	Model No. SB8508			Height 34.5			
				Seat Height 18.5			
				Seat Width 31			
				Arm Height 26			
				Com YD-Backs 1.75			
				Com YD-Seats 1.25			
				Ship Weight 72			
				Cubic Feet 21			
COM							
	1	2	3	4	5	6	
SB8508	1486	1618	1752	1889	2029	2170	

Options: • CAL 133 \$98.00/seat • Moisture Barrier \$85.00 list/seat

Arm Caps: • Wood: Standard • Polyurethane: \$135.00 list/pair • Rigid Polyester: \$195.00 list/pair • Solid Surface: NA

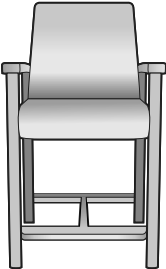
Boardwalk Seating Collection

Different fabrics may be specified on the seat and on the back. In this case, use the higher grade of the two. No additional upcharge applies.

Description		Dimensions					
	Highback single chair	Width 25.5					
	Model No. SB8509	Depth 27					
		Height 44.5					
		Seat Height 18.5					
		Seat Width 21					
		Arm Height 26					
		Com YD-Backs 1.75					
		Com YD-Seats 0.75					
		Ship Weight 48					
		Cubic Feet 20					
COM							
		1	2	3	4	5	6
SB8509		1331	1442	1556	1671	1786	1906


Options: • CAL 133 \$98.00/seat • Moisture Barrier \$85.00 list/seat

Arm Caps: • Wood: Standard • Polyurethane: \$135.00 list/pair • Rigid Polyester: \$195.00 list/pair • Solid Surface: NA

Description		Dimensions					
	Hip chair	Width 25.5					
	Model No. SB8510	Depth 27					
		Height 40.5					
		Seat Height 24.5					
		Seat Width 21					
		Arm Height 26					
		Com YD-Backs 1.25					
		Com YD-Seats 0.75					
		Ship Weight 62					
		Cubic Feet 18					
COM							
		1	2	3	4	5	6
SB8510		1628	1722	1817	1914	2012	2112

Options: • CAL 133 \$98.00/seat • Moisture Barrier \$85.00 list/seat

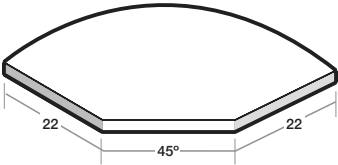
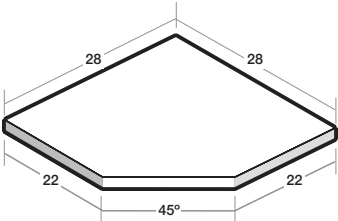
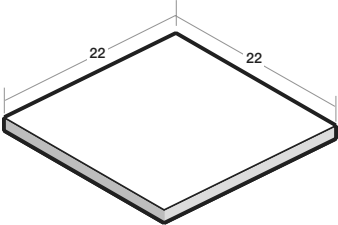
Arm Caps: • Wood: Standard • Polyurethane: \$135.00 list/pair • Rigid Polyester: \$195.00 list/pair • Solid Surface: NA

Description		Dimensions					
	Footstool	Width 19					
	Model No. SF2500	Depth 15					
		Height 13					
		Com YD 0.5					
		Ship Weight 16					
		Cubic Feet 5					
COM							
		1	2	3	4	5	6
SF2500		491	511	539	582	617	671

Options: • CAL 133 \$98.00/seat • Moisture Barrier \$85.00 list/seat This unit meets minimum performance test requirements of ANSI/BIFMA X5.4.

Boardwalk Seating Collection

Connecting Tables

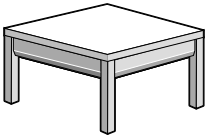
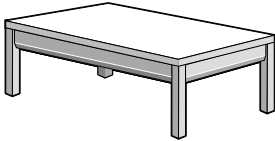
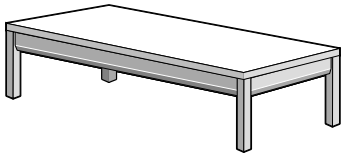
	Description	Price	Dimensions
	Radius corner table (includes two connecting brackets)		Width 28 Depth 28 Height 17
	HPL with PVC edge Model No. CT-28R-W-P	590	Ship Weight 25 Cubic Feet 2
	HPL with Maple edge Model No. CT-28R-W-M	820	
	Solid Surface Level 1 Model No. CT-28R-W-S	886	
	Solid Surface Level 2 Model No. CT-28R-W-S	1241	
	Square corner table (includes two connecting brackets and one support leg)		Width 28 Depth 28 Height 17
	HPL with PVC edge Model No. CT-28C-W-P	590	Ship Weight 30 Cubic Feet 2
	HPL with Maple edge Model No. CT-28C-W-M	820	
	Solid Surface Level 1 Model No. CT-28C-W-S	886	
	Solid Surface Level 2 Model No. CT-28C-W-S	1241	
	Square spacer table (includes two connecting brackets)		Width 22 Depth 22 Height 17
	HPL with PVC edge Model No. CT-22S-W-P	434	Ship Weight 16 Cubic Feet 1
	HPL with Maple edge Model No. CT-22S-W-M	644	
	Solid Surface Level 1 Model No. CT-22S-W-S	844	
	Solid Surface Level 2 Model No. CT-22S-W-S	1182	

Available in 7 standard laminate finishes to match Boardwalk finishes. Please add suffix code to unit Model No.

- Candlelight (CL) • Cherry Blossom (CB) • Chocolate (CH)
- Hardrock Maple (HM) • Mahogany (MA) • Rustic Cherry (RC) • Summer Flame (SF)

Boardwalk Seating Collection

Free-Standing Tables

	Description	Price	Dimensions
	22 x 22 square table Height: 17		Width 22 Depth 22 Height 17
	HPL with PVC edge Model No. SBF-222217-P	643	Ship Weight 27 Cubic Feet 2
	HPL with Maple edge Model No. SBF-222217-M	821	
	Solid Surface Level 1 Model No. SBF-222217-S	1022	
	Solid Surface Level 2 Model No. SBF-222217-S	1431	
	22 x 36 rectangular table Height: 17		Width 36 Depth 22 Height 17
	HPL with PVC edge Model No. SBF-223617-P	795	Ship Weight 38 Cubic Feet 3
	HPL with Maple edge Model No. SBF-223617-M	1029	
	Solid Surface Level 1 Model No. SBF-223617-S	1314	
	Solid Surface Level 2 Model No. SBF-223617-S	1839	
	22 x 48 rectangular table Height: 17		Width 48 Depth 22 Height 17
	HPL with PVC edge Model No. SBF-224817-P	952	Ship Weight 48 Cubic Feet 4
	HPL with Maple edge Model No. SBF-224817-M	1249	
	Solid Surface Level 1 Model No. SBF-224817-S	1589	
	Solid Surface Level 2 Model No. SBF-224817-S	2226	

When ordering Boardwalk free standing tables, please specify the following information:

- Wood finish color

All table tops are supplied with matching edging, unless otherwise specified.

Verity Lounge Seating

Ordering Guide

When ordering Verity seating products, please specify the following information:



Specification codes must be added to unit Model No. as shown below.

Upholstery and additional options must be specified separately.

For connected seating requirements, please contact our sales office for pricing and assistance.

Specification code sample:

VL-100 - CH

Model No.

Arm
finish code

Specification Codes:

Arm codes:

Wood


- Candlelight (CL)
- Cherry Blossom (CB)
- Chocolate (CH)
- Grenada (GR)
- Hard Rock Maple (HM)
- Mahogany (MA)
- Rustic Cherry (RC)
- Summer Flame (SF)

Polyurethane

- Black (PB)
- Grey (PG)
- Taupe (PT)

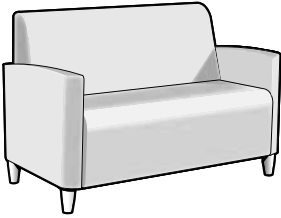
Verity Lounge Seating

- Different fabrics may be specified on the seat and on the back. In this case, use the higher grade of the two. No additional upcharge applies.

Description		Dimensions					
	Verity lounge chair	Width 31					
	Model No. VL-100	Depth 30					
		Heigh 34					
		Seat Height 18					
		Seat Width 23.5					
		Arm Height 25					
		Com YD: 5					
		Ship Weight 58					
		Cubic Feet 21					
COM		1	2	3	4	5	6
VL-100	1494	1723	1956	2193	2435	2680	

Options: • CAL 133 \$195.00 list • Moisture barrier \$160.00

Arm Caps: • Wood: \$149.00 list/pair • Polyurethane: \$149.00 list/pair • Rigid Polyester: \$235.00 list/pair • Solid Surface: \$350.00 list/pair

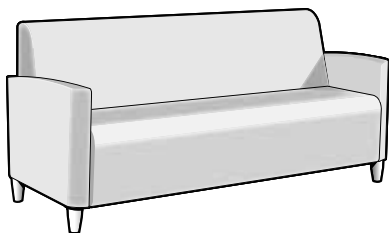
	Verity two seat sofa	Width 53					
	Model No. VL-200	Depth 30					
		Heigh 34					
		Seat Height 18					
		Seat Width 46.5					
		Arm Height 25					
		Com YD: 6.5					
		Ship Weight 87					
		Cubic Feet 34					
COM		1	2	3	4	5	6
VL-200	2062	2362	2667	2977	3292	3613	

Options: • CAL 133 \$240.00 list • Moisture barrier \$210.00

Arm Caps: • Wood: \$149.00 list/pair • Polyurethane: \$149.00 list/pair • Rigid Polyester: \$235.00 list/pair • Solid Surface: \$350.00 list/pair

Verity Lounge Seating

• Different fabrics may be specified on the seat and on the back. In this case, use the higher grade of the two. No additional upcharge applies.



Verity three seat sofa
Model No. VL-300

Width 76.5
Depth 30
Heigh 34
Seat Height 18
Seat Width 69.5
Arm Height 25
Com YD: 8
Ship Weight 110
Cubic Feet 49

COM						
	1	2	3	4	5	6
VL-300	2971	3344	3724	4111	4504	4904

Options: • CAL 133 \$295.00 list • Moisture barrier \$265.00
Arm Caps: • Wood: \$149.00 list/pair • Polyurethane: \$149.00 list/pair • Rigid Polyester: \$235.00 list/pair • Solid Surface: \$350.00 list/pair

Riviera Lounge Seating

Ordering Guide

When ordering Riviera seating products, please specify the following information:



Wood finish

Specification codes must be added to unit Model No. as shown below.

Upholstery and additional options must be specified separately.

For connected seating requirements, please contact our sales office for pricing and assistance.

Specification code sample:

SRL - 100 - RC

Model No.

Wood
finish code


Specification Codes:

Wood finish codes:

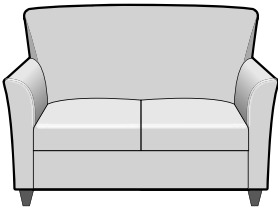
- Candlelight (CL)
- Cherry Blossom (CB)
- Chocolate (CH)
- Grenada (GR)
- Hard Rock Maple (HM)
- Mahogany (MA)
- Rustic Cherry (RC)
- Summer Flame (SF)

Riviera Lounge Seating

• Different fabrics may be specified on the seat and on the back. In this case, use the higher grade of the two. No additional upcharge applies.

Description		Dimensions					
	Riviera lounge chair	Width 33					
	Model No. SRL-100	Depth 32					
		Height 37.5					
		Seat Height 18.5					
		Seat Width 21					
		Arm Height 28					
		Com YD: 5.5					
		Ship Weight 50					
		Cubic Feet 25					
COM		1	2	3	4	5	6
SRL-100		1666	1971	2283	2600	2922	3251

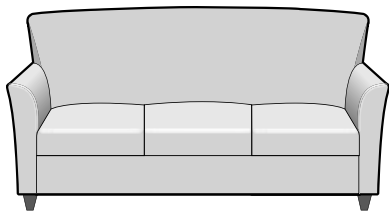
Options: • CAL 133 \$98.00 list • Moisture barrier \$85.00 • Powdercoated steel legs \$295.00 list

	Riviera two seat sofa	Width 54					
	Model No. SRL-200	Depth 32					
		Height 37.5					
		Seat Height 18.5					
		Seat Width 42					
		Arm Height 28					
		Com YD: 8.5					
		Ship Weight 78					
		Cubic Feet 40					
COM		1	2	3	4	5	6
SRL-200		2398	2869	3348	3836	4332	4837

Options: • CAL 133 \$195.00 list • Moisture barrier \$180.00 • Powdercoated steel legs \$295.00 list

Riviera Lounge Seating

• Different fabrics may be specified on the seat and on the back. In this case, use the higher grade of the two. No additional upcharge applies.



Riviera three seat sofa
Model No. SRL-300

Width 75
Depth 32
Height 37.5
Seat Height 18.5
Seat Width 63
Arm Height 28
Com YD: 10
Ship Weight 95
Cubic Feet 58


	COM					
	1	2	3	4	5	6
SRL-300	3212	3769	4336	4913	5500	6098

Options: • CAL 133 \$295.00 list • Moisture barrier \$255.00 • Powdercoated steel legs \$295.00 list

Onward Lounge Seating

Ordering Guide

When ordering Onward Lounge seating products, please specify the following information:



Specification codes must be added to unit Model No. as shown below.

Upholstery and additional options must be specified separately.

For connected seating requirements, please contact our sales office for pricing and assistance.

Specification code sample:

ONLY2IF - SF

Model No.

Wood
finish code

*Add -PA for optional polyurethane arm cap

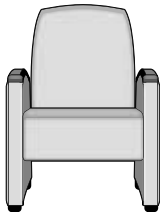
Specification Codes:

Wood finish codes:

- Candlelight (CL)
- Cherry Blossom (CB)
- Chocolate (CH)
- Grenada (GR)
- Hard Rock Maple (HM)
- Mahogany (MA)
- Rustic Cherry (RC)
- Summer Flame (SF)

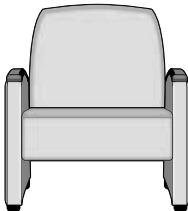
Onward Lounge Seating

Different fabrics may be specified on the seat and on the back. In this case, use the higher grade of the two. No additional upcharge applies.

Description		Dimensions				
 <p>*Shown with optional wood arm caps</p>	Single seat - 21" seat width	Width 24.5				
	Part No. ONL121F	Height 34.25				
	Add back shape code to model number:	Seat Height 18.5				
	<ul style="list-style-type: none">• Square Back (-SQ)• Round Back (-RB)	Seat Width 21				
		Seat Depth 19				
		Arm Height 26.5				
		Com YD-Back: 1.25				
		Com YD-Seat: 0.75				
		Com YD-Arms: 3				
		Weight 68				
		Cubic Feet 13				
COM						
	1	2	3	4	5	6
ONL121F	1673	1885	2101	2321	2544	2771

Options: • CAL 133 \$195.00 list • Moisture barrier \$160.00 list • Clean-out gap between chair arm and seat cushion \$95.00 list

Arm Caps: • Wood: \$149.00 list/pair • Polyurethane: \$149.00 list/pair • Rigid Polyester: \$195.00 list/pair • Solid Surface: \$350.00 list/pair

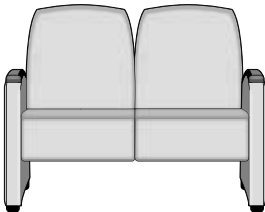
Description		Dimensions				
 <p>*Shown with optional wood arm caps</p>	Single seat - 31" seat width	Width 34.5				
	Part No. ONL131F	Height 34.25				
	Add back shape code to model number:	Seat Height 18.5				
	<ul style="list-style-type: none">• Square Back (-SQ)• Round Back (-RB)	Seat Width 31				
		Seat Depth 19				
		Arm Height 26.5				
		Com YD-Back: 1.75				
		Com YD-Seat: 1.25				
		Com YD-Arms: 3				
		Weight 82				
		Cubic Feet 19				
COM						
	1	2	3	4	5	6
ONL131F	2034	2301	2573	2850	3131	3418

Options: • CAL 133 \$195.00 list • Moisture barrier \$160.00 list • Clean-out gap between chair arm and seat cushion \$95.00 list

Arm Caps: • Wood: \$149.00 list/pair • Polyurethane: \$149.00 list/pair • Rigid Polyester: \$195.00 list/pair • Solid Surface: \$350.00 list/pair

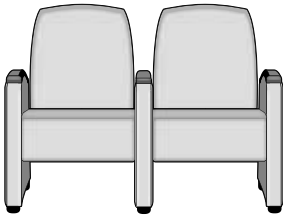
Onward Lounge Seating

Different fabrics may be specified on the seat and on the back. In this case, use the higher grade of the two. No additional upcharge applies.

Description		Dimensions				
 <p>*Shown with optional wood arm caps</p>	Two-seat span (no center arm)	Width 45.5				
	Part No. ONL221N	Height 34.25				
	Add back shape code to model number:	Seat Height 18.5				
	<ul style="list-style-type: none">• Square Back (-SQ)• Round Back (-RB)	Seat Width 21				
		Seat Depth 19				
		Arm Height 26.5				
		Com YD-Backs: 2.5				
		Com YD-Seats: 1.5				
		Com YD-Arms: 3				
		Weight 106				
		Cubic Feet 26				
COM						
	1	2	3	4	5	6
ONL221N	2382	2683	2990	3302	3620	3943

Options: • CAL 133 \$240.00 list • Moisture barrier \$210.00 list • Clean-out gap between chair arm and seat cushion \$95.00 list

Arm Caps: • Wood: \$149.00 list/pair • Polyurethane: \$149.00 list/pair • Rigid Polyester: \$195.00 list/pair • Solid Surface: \$350.00 list/pair

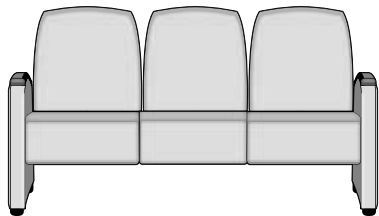
Description		Dimensions				
 <p>*Shown with optional wood arm caps</p>	Two-seat span with intervening arm	Width 47.5				
	Part No. ONL221F	Height 34.25				
	Add back shape code to model number:	Seat Height 18.5				
	<ul style="list-style-type: none">• Square Back (-SQ)• Round Back (-RB)	Seat Width 21				
		Seat Depth 19				
		Arm Height 26.5				
		Com YD-Backs: 2.5				
		Com YD-Seats: 1.5				
		Com YD-Arms: 4.5				
		Weight 120				
		Cubic Feet 26				
COM						
	1	2	3	4	5	6
ONL221F	2866	3238	3617	4003	4395	4794

Options: • CAL 133 \$240.00 list • Moisture barrier \$210.00 list • Clean-out gap between chair arm and seat cushion \$95.00 list

Arm Caps: • Wood: \$224.00 list/set of 3 • Polyurethane: \$224.00 list/set of 3 • Rigid Polyester: \$293.00 list/set of 3 • Solid Surface: \$525.00 list/set of 3

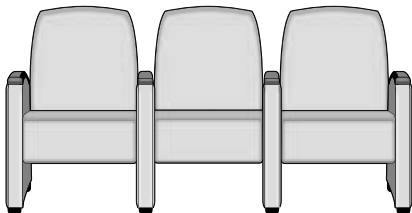
Onward Lounge Seating

Different fabrics may be specified on the seat and on the back. In this case, use the higher grade of the two. No additional upcharge applies.

Description		Dimensions				
 <p>*Shown with optional wood arm caps</p>	Three-seat span (no center arm)	Width 67				
	Part No. ONL321N	Height 34.25				
	Add back shape code to model number:	Seat Height 18.5				
	<ul style="list-style-type: none">• Square Back (-SQ)• Round Back (-RB)	Seat Width 21				
		Seat Depth 19				
		Arm Height 26.5				
		Com YD-Backs: 3.75				
		Com YD-Seats: 2.25				
		Com YD-Arms: 3				
		Weight 140				
		Cubic Feet 40				
COM						
	1	2	3	4	5	6
ONL321N	3354	3751	4156	4568	4986	5412

Options: • CAL 133 \$295.00 list • Moisture barrier \$265.00 list • Clean-out gap between chair arm and seat cushion \$95.00 list

Arm Caps: • Wood: \$149.00 list/pair • Polyurethane: \$149.00 list/pair • Rigid Polyester: \$195.00 list/pair • Solid Surface: \$350.00 list/pair

Description		Dimensions					
 <p>*Shown with optional wood arm caps</p>	Three-seat span with intervening arm	Width 70					
	Part No. ONL321F Add back shape code to model number: <ul style="list-style-type: none">• Square Back (-SQ)• Round Back (-RB)	Height 34.25 Seat Height 18.5 Seat Width 21 Seat Depth 19 Arm Height 26.5 Com YD-Backs: 3.75 Com YD-Seats: 2.25 Com YD-Arms: 6 Weight 165 Cubic Feet 42					
COM		1	2	3	4	5	6
ONL321F	4168	4680	5202	5733	6273	6822	


Options: • CAL 133 \$295.00 list • Moisture barrier \$265.00 list • Clean-out gap between chair arm and seat cushion \$95.00 list

Arm Caps: • Wood: \$298.00 list/set of 4 • Polyurethane: \$298.00 list/set of 4 • Rigid Polyester: \$390.00 list/set of 4 • Solid Surface: \$700.00 list/set of 4

Cassia Lounge Seating

Ordering Guide

When ordering Cassia Lounge seating products, please specify the following information:



Specification codes must be added to unit Model No. as shown below.

Upholstery and additional options must be specified separately.

Specification code sample:

CL100 - SS

Model No.

Powdercoat
finish code

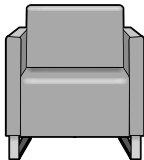
Specification Codes:

Standard powdercoat finish codes:

- Smooth Black (SB)
- Textured Black (TB)
- Textured Nickel (TN)
- Smooth Silver (SS)
- Gunmetal (GM)
- Metallic Beige (MB)

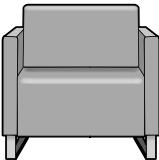
Cassia Lounge Seating

Different fabrics may be specified on the seat and on the back. In this case, use the higher grade of the two. No additional upcharge applies.

Description		Dimensions					
 <p>23" seat width</p>	Single seat - 23" seat width		Width 29.5				
	Model No. CL100		Depth 28				
			Height 32				
			Seat Height 18				
			Seat Width 23				
			Arm Height 26.5				
			Com YD-Back: 1.5				
			Com YD-Seat: 1.5				
			Com YD-Arms: 3.5				
			Cubic Feet 18				
COM							
	1	2	3	4	5	6	
CL100	1760	2019	2283	2552	2825	3103	

Options: • CAL 133 \$198.00 • Moisture barrier \$176.00

Arm Caps: • Wood: \$149.00 list/pair • Polyurethane: \$149.00 list/pair • Rigid Polyester: \$195.00 list/pair • Solid Surface: \$350.00 list/pair

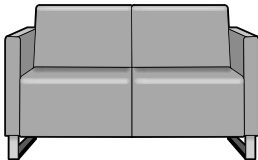
Description		Dimensions					
 <p>33" seat width</p>	Single seat - 33" seat width		Width 39.5				
	Model No. CL120		Depth 28				
			Height 32				
	Seat Height 18						
	Seat Width 33						
	Arm Height 26.5						
	Com YD-Back: 1.75						
	Com YD-Seat: 1.75						
	Com YD-Arms: 3.5						
	Cubic Feet 23						
COM							
	1	2	3	4	5	6	
CL120	2079	2393	2712	3038	3369	3705	

Options: • CAL 133 \$226.00 • Moisture barrier \$204.00

Arm Caps: • Wood: \$149.00 list/pair • Polyurethane: \$149.00 list/pair • Rigid Polyester: \$195.00 list/pair • Solid Surface: \$350.00 list/pair

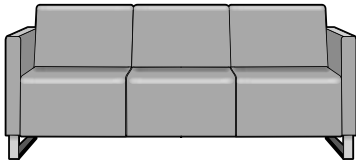
Cassia Lounge Seating

Different fabrics may be specified on the seat and on the back. In this case, use the higher grade of the two. No additional upcharge applies.

Description		Dimensions					
 <p>46" seat width</p>	Two-seater		Width 52.5				
	Model No. CL200		Depth 28				
			Height 32				
	Seat Height 18						
	Seat Width 46						
	Arm Height 26.5						
	Com YD-Back: 3						
	Com YD-Seat: 3						
	Com YD-Arms: 3.5						
	Cubic Feet 30						
COM							
	1	2	3	4	5	6	
CL200	2332	2700	3074	3456	3844	4238	

Options: • CAL 133 \$285.00 • Moisture barrier \$255.00

Arm Caps: • Wood: \$149.00 list/pair • Polyurethane: \$149.00 list/pair • Rigid Polyester: \$195.00 list/pair • Solid Surface: \$350.00 list/pair

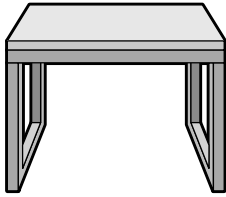
Description		Dimensions				
 <p>69" seat width</p>	Three-seater	Width 75.5				
	Model No. CL300	Depth 28				
		Height 32				
		Seat Height 18				
		Seat Width 69				
		Arm Height 26.5				
		Com YD-Back: 4.5				
		Com YD-Seat: 4.5				
		Com YD-Arms: 3.5				
		Cubic Feet 43				
COM						
	1	2	3	4	5	6
CL300	3058	3536	4023	4518	5022	5535

Options: • CAL 133 \$352.00 • Moisture barrier \$315.00

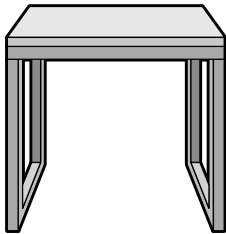
Arm Caps: • Wood: \$149.00 list/pair • Polyurethane: \$149.00 list/pair • Rigid Polyester: \$195.00 list/pair • Solid Surface: \$350.00 list/pair

Cassia Lounge Seating

Free-Standing Tables



16" High Tables							
Model No.	Width	Depth	Height	Laminate Top	Thermofoil Top	Solid Surface	
						Level 1	Level 2
CFT - 1824 - 16	18	24	16	549	603	1142	1446
CFT - 2424 - 16	24	24	16	576	633	1315	1662
CFT - 2430 - 16	24	30	16	602	664	1515	1959
CFT - 2436 - 16	24	36	16	628	691	1674	2207
CFT - 2442 - 16	24	42	16	761	838	1834	2450




21" High Tables							
Model No.	Width	Depth	Height	Laminate Top	Thermofoil Top	Solid Surface	
						Level 1	Level 2
CFT - 1824 - 21	18	24	21	595	649	1142	1446
CFT - 2424 - 21	24	24	21	622	680	1315	1662
CFT - 2430 - 21	24	30	21	648	708	1515	1959
CFT - 2436 - 21	24	36	21	674	736	1674	2207
CFT - 2442 - 21	24	42	21	807	884	1834	2450

Attesa Modular Seating

Ordering Guide

When ordering Attesa modular seating, please specify the following information:



Specification codes must be added to unit Model No. as shown below.
Additional options must be specified separately.

Specification code sample:

AM100-AL - CH

Model No.

Finish code

Specification Codes:

Wood/Laminate finish selection:

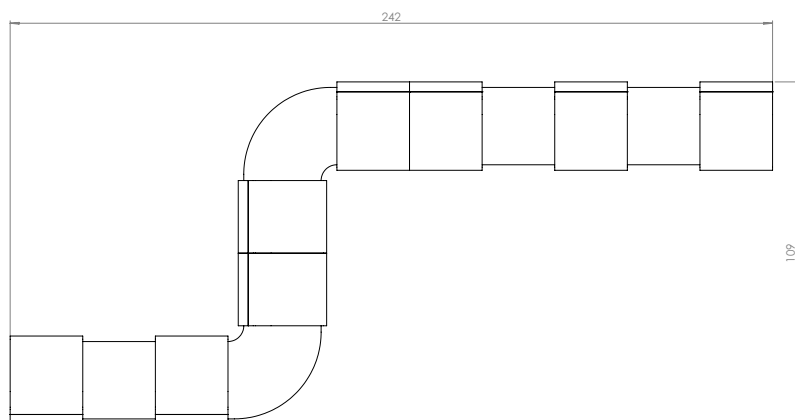
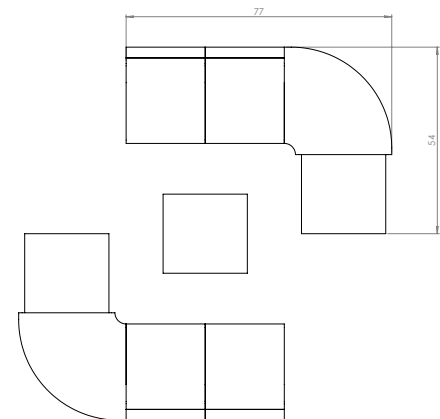
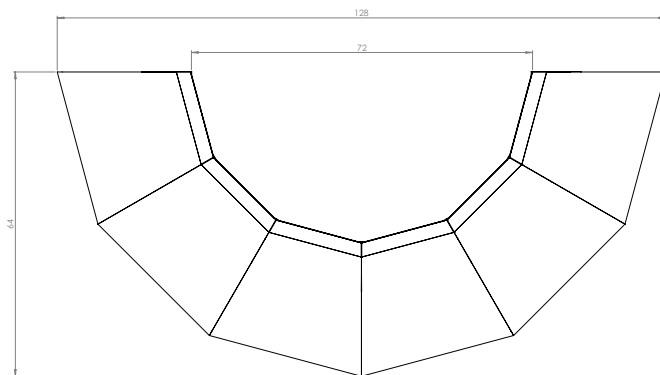
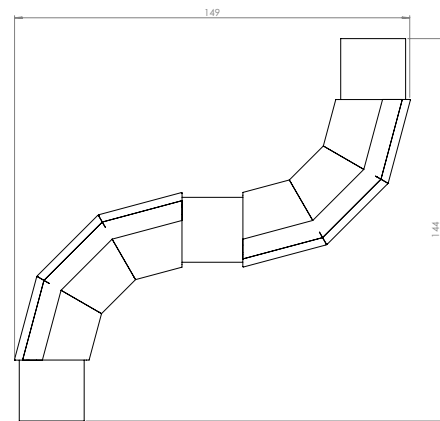
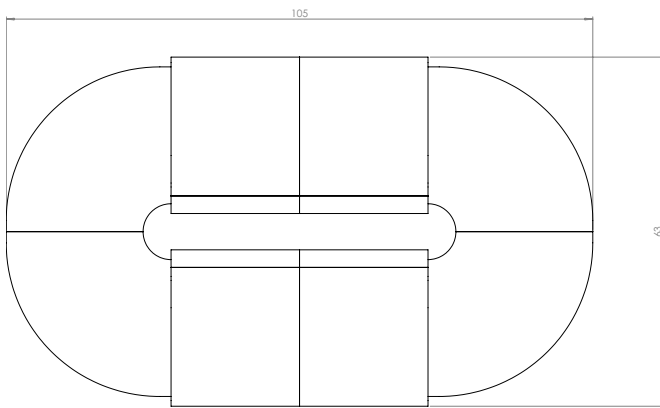
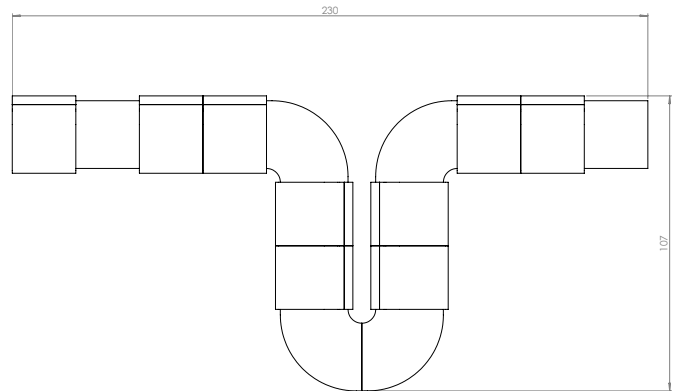
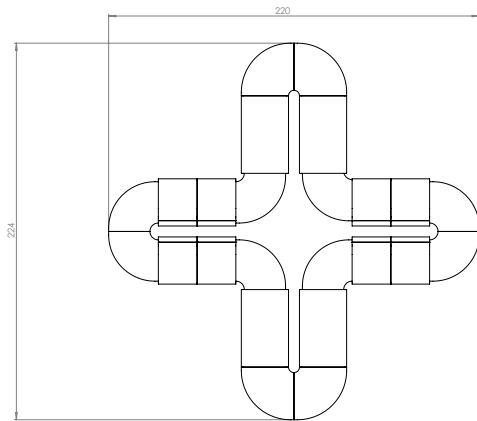
- Candlelight (CL)
- Cherry Blossom (CB)
- Chocolate (CH)
- Grenada (GR)
- Hard Rock Maple (HM)
- Mahogany (MA)
- Rustic Cherry (RC)
- Summer Flame (SF)

Metal leg finish selection:

- Smooth Silver (SS)

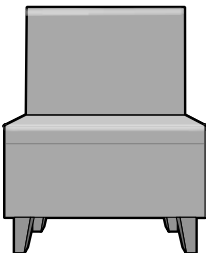
Attesa Modular Seating

Configuration Examples

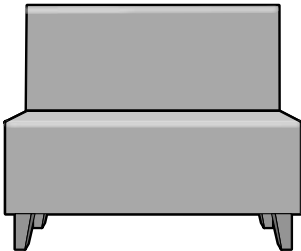


Attesa Modular Seating

• Different fabrics may be specified on the seat and on the back. In this case, use the higher grade of the two. No additional upcharge applies.

Description		Dimensions				
	Attesa one seat lounge	Width 23				
	Model No. AM100-AL	Depth 28				
		Heigh 32				
		Seat Height 18				
		YD Back: 1.25				
		YD Seat: 1				
COM						
	1	2	3	4	5	6
AM100-AL	1223	1317	1412	1510	1607	1711

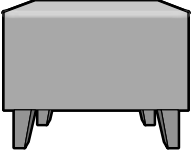
Options: • CAL 133 \$98.00 • Moisture barrier \$85.00 • Ganging bracket (1 bracket per 2 modules) \$48.00

Description		Dimensions				
	Attesa two seat lounge	Width 46				
	Model No. AM200-AL	Depth 28				
		Height 32				
		Seat Height 18				
		YD Back: 2.5				
		YD Seat: 2				
COM						
	1	2	3	4	5	6
AM200-AL	1958	2106	2258	2411	2566	2725

Options: • CAL 133 \$196.00 • Moisture barrier \$170.00 • Ganging bracket (1 bracket per 2 modules) \$48.00


Attessa Modular Seating

- Different fabrics may be specified on the seat and on the back. In this case, use the higher grade of the two. No additional upcharge applies.

	Description	Dimensions
	Attessa spacer bench, 23 x 28	Width 23/30
	Model No. AM-SPB	Depth 28/30
	Attessa corner bench, 30 x 30	Height 18
	Model No. AM-CRB	Com YD: 1.5/2

	COM	1	2	3	4	5	6
AMB-SPB		1056	1125	1196	1267	1340	1413
AM-CRB		1087	1182	1286	1389	1494	1599

Options: • CAL 133 \$65.00 • Moisture barrier \$60.00 • Ganging bracket (1 bracket per 2 modules) \$48.00

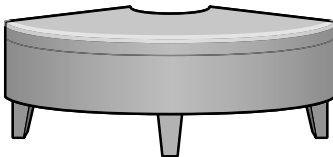
	Description	Dimensions
	Attessa two seat bench	Width 46
	Model No. AMB-200	Depth 28
		Height 18
		Com YD: 2.5

	COM	1	2	3	4	5	6
AMB-200		1559	1663	1769	1877	1985	2098

Options: • CAL 133 \$130.00 • Moisture barrier \$120.00 • Ganging bracket (1 bracket per 2 modules) \$48.00

Attesa Modular Seating

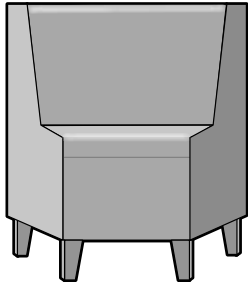
- Different fabrics may be specified on the seat and on the back. In this case, use the higher grade of the two. No additional upcharge applies.

Description		Dimensions					
	Attesa 90° corner bench	Width 31.25					
	Model No. AMB-CB	Depth 31.25					
		Height 18					
		Com YD: 3					
COM		1	2	3	4	5	6
AMB-CB	1375	1491	1608	1730	1853	1977	

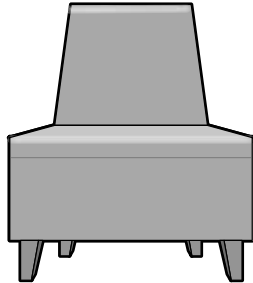
Options: • CAL 133 \$80.00 • Moisture barrier \$75.00 • Ganging bracket (1 bracket per 2 modules) \$48.00

Attesa Modular Seating

• Different fabrics may be specified on the seat and on the back. In this case, use the higher grade of the two. No additional upcharge applies.

Description		Dimensions					
	Attesa 30° inside corner seat	Width 34					
	Model No. AM30-IN	Depth 28					
		Height 32					
		Seat Height 18					
		YD Back: 1.25					
		YD Seat: 1					
COM							
	1	2	3	4	5	6	
AM30-IN	1399	1516	1635	1756	1878	2003	

Options: • CAL 133 \$98.00 • Moisture barrier \$85.00 • Ganging bracket (1 bracket per 2 modules) \$48.00

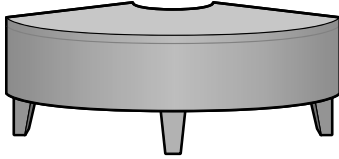
Description		Dimensions					
	Attesa 30° outside corner seat	Width 34					
	Model No. AM30-OUT	Depth 28					
		Height 32					
		Seat Height 18					
		YD Back: 1.25					
		YD Seat: 1					
COM							
	1	2	3	4	5	6	
AM30-OUT	1399	1516	1635	1756	1878	2003	

Options: • CAL 133 \$98.00 • Moisture barrier \$85.00 • Ganging bracket (1 bracket per 2 modules) \$48.00

Attesa Modular Seating

- Different fabrics may be specified on the seat and on the back. In this case, use the higher grade of the two. No additional upcharge applies.

Description		Dimensions				
Attesa 90° corner table, radiused		Width 29.5				
Model No. AM-CT-R		Depth 29.5				
		Height 14.5				

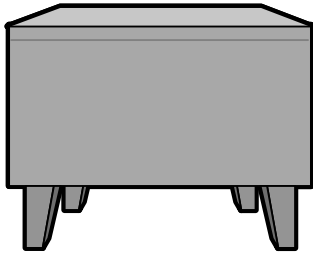


	COM	1	2	3	4	5	6
AM-CT-R	1639	NA	NA	NA	NA	NA	NA



- Retractable Healthcare-Grade A/C Receptacle with Dual USB Port. \$495.00 List

Description							
Attesa square spacer table, 23 x 23							
Model No. AM-SQ-SP							
Attesa square corner table, 30 x 30							
Model No. AM-SQ-CT							
Attesa rectangular table, 46 x 23							
Model No. AM-RCT							



	COM	1	2	3	4	5	6
AM-SQ-SP	1059	NA	NA	NA	NA	NA	NA
AM-SQ-CT	1428	NA	NA	NA	NA	NA	NA
AM-RCT	1904	NA	NA	NA	NA	NA	NA




- Retractable Healthcare-Grade A/C Receptacle with Dual USB Port. \$495.00 List

Kite Folding Chair

Ordering Guide

When ordering Kite seating products, please specify the following information:



Specification codes must be added to unit Model No. as shown below.

Upholstery and additional options must be specified separately.

For connected seating requirements, please contact our sales office for pricing and assistance.

Specification code sample:

KT300-UPB - CH

Model No.

Wood
finish code



Specification Codes:

Wood finish codes:

- Candlelight (CL)
- Cherry Blossom (CB)
- Chocolate (CH)
- Grenada (GR)
- Hard Rock Maple (HM)
- Mahogany (MA)
- Rustic Cherry (RC)
- Summer Flame (SF)


Kite Folding Chair


Different fabrics may be specified on the seat and on the back. In this case, use the higher grade of the two. No additional upcharge applies.

Description		Dimensions
 	Folding Chair, upholstered back Model No. KT300-UPB	Width 19 Depth 22.75 Height 32
	Folding Chair, wood back Model No. KT300-WDB	Seat Height 18 Com YD Back: 0.3 Com YD Seat: 0.4 Ship Weight 16 Cubic Feet 1
Upholstered Back Wood Back		

	COM	1	2	3	4	5	6
KT300-UPB		414	440	467	494	522	553
KT300-WDB		485	511	538	566	595	624

Options: • CAL 133 \$28.00/chair • Moisture barrier \$15.00/chair

Description		Dimensions				
	Wall mount bracket - Large version	Width 20				
	Model No. KTWB-L	Depth 6				
		Height 7.5				
	COM					
	1	2	3	4	5	6
KTWB-L	186	NA	NA	NA	NA	NA

Description		Dimensions				
	Wall mount bracket - Small version	Width 5				
	Model No. KTWB-S	Depth 3				
		Height 6				
	COM					
	1	2	3	4	5	6
KTWB-S	85	NA	NA	NA	NA	NA

Onward Recliner

Ordering Guide

When ordering Onward Recliner products, please specify the following information:



Specification codes must be added to unit Model No. as shown below.

Upholstery and additional options must be specified separately.

For connected seating requirements, please contact our sales office for pricing and assistance.

Specification code sample:

ONRI22F - SF

Model No.

Wood
finish code


Specification Codes:

Wood finish codes:

- Candlelight (CL)
- Cherry Blossom (CB)
- Chocolate (CH)
- Grenada (GR)
- Hard Rock Maple (HM)
- Mahogany (MA)
- Rustic Cherry (RC)
- Summer Flame (SF)

Onward Recliner

Different fabrics may be specified on the seat and on the back. In this case, use the higher grade of the two. No additional upcharge applies.

Description		Dimensions					
	Onward Recliner	Width 25.5					
	22" seat width	Depth 26					
	Compact design, ideal for patient rooms	Height 46					
	Model No. ONR122F	Seat Height 19					
		Seat Width 22					
		Arm Height 26					
		Com YD: 4					
		Ship Weight 94.5					
		Cubic Feet 23					
COM							
	1	2	3	4	5	6	
ONR122F	2793	2977	3164	3355	3547	3743	


Options: • Cal 133 \$298.00 • Moisture barrier \$180.00 • Locking casters \$498.00/set of 4 • Transport handles \$75.00

Arm Caps: • Wood: Standard • Polyurethane: \$135.00 list/pair • Rigid Polyester: NA • Solid Surface: NA

Verity Recliner

Ordering Guide

When ordering Verity Recliner products, please specify the following information:



Specification codes must be added to unit Model No. as shown below.

Upholstery and additional options must be specified separately.

For connected seating requirements, please contact our sales office for pricing and assistance.

Specification code sample:

VERI22F-CS - CH

Model No.

Wood arm cap
finish code

Specification Codes:

Arm codes:

Wood


- Candlelight (CL)
- Cherry Blossom (CB)
- Chocolate (CH)
- Grenada (GR)
- Hard Rock Maple (HM)
- Mahogany (MA)
- Rustic Cherry (RC)
- Summer Flame (SF)

Polyurethane

- Black (PB)
- Grey (PG)
- Taupe (PT)

Verity Recliner

Different fabrics may be specified on the seat and on the back. In this case, use the higher grade of the two. No additional upcharge applies.



*shown with optional wood arm caps

Description

Verity Recliner
22" seat width

Model No. VER122F-CS

Dimensions

Width 29
Depth 28
Height 43.75
Seat Height 18.5
Seat Width 22
Arm Height 26
Com YD-Back: 2
Com YD-Seat: 1.5
Com YD-Arms: 3
Ship Weight 130
Cubic Feet 24

COM

1

2

3

4

5

6

VER122F-CS

2545

2818

3096

3379

3667

3957

Options: • Cal 133 \$455.00 • Moisture barrier \$280.00

Arm Caps: • Wood: \$149.00 list/pair • Polyurethane: \$149.00 list/pair • Rigid Polyester: \$235.00 list/pair • Solid Surface: \$350.00 list/pair

Oasis Recliner

Ordering Guide

When ordering Oasis Recliner seating products, please specify the following information:



Specification codes must be added to unit Model No. as shown below.

Upholstery and additional options must be specified separately.

Specification code sample:

SR900 - CL

Model No.

Arm style

Specification Codes:

Arm codes:

Wood

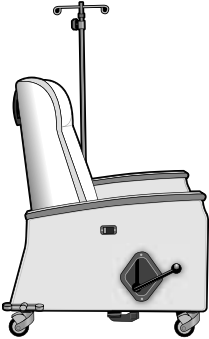
- Candlelight (CL)
- Cherry Blossom (CB)
- Chocolate (CH)
- Grenada (GR)
- Hard Rock Maple (HM)
- Mahogany (MA)
- Rustic Cherry (RC)
- Summer Flame (SF)

Polyurethane

- Black (PB)
- Grey (PG)
- Taupe (PT)

Oasis Recliner

Different fabrics may be specified on the seat and on the back. In this case, use the higher grade of the two. No additional upcharge applies.

Description		Dimensions					
	Oasis recliner 23" seat width	Width 35.5 Depth 36 Reclined Depth 74 Height 48 Seat Height 20.5 Seat Width 23 Arm height 27.25 Com YD Back: 2 Com YD Seat: 1 Com YD Arms: 3 Ship Weight 142 Cubic Feet 30					
	Model No. SR900-23						
	* Shown with optional IV pole, central locking system, trendelenburg feature and wood arm caps.						
	COM						
	1	2	3	4	5	6	
SR900-23	3110	3389	3670	3959	4244	4548	

Options: • CAL 133: \$455.00 • IV Pole and bracket: \$335.00 • Slide-out foot tray: \$146.00 • Trendelenburg feature: \$185.00 • Moisture barrier: \$280.00
• Foley bag holder: \$45.00 • Central locking system: \$398.00 list

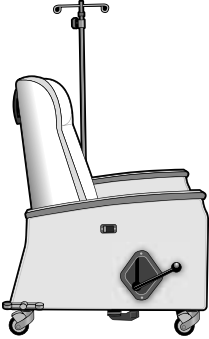
Arm Caps: • Wood: \$198.00 list/pair • Polyurethane: \$198.00 list/pair • Rigid Polyester: \$295.00 list/pair • Solid Surface: NA



Side-mount tablet w/360 degree swivel. \$495.00 list
Note: Tablet will be mounted on left side (when seated) unless otherwise specified. Tablet available in (7) woodgrain finishes.



Flip-up side tablet. \$385.00 list
Note: Tablet will be mounted on left side (when seated). Tablet is standard in grey thermofoil finish. Standard (7) wood finishes also available.

Description		Dimensions					
	Oasis recliner 26" seat width	Width 35.5 Depth 36 Reclined Depth 74 Height 48 Seat Height 20.5 Seat Width 26 Arm height 27.25 Com YD Back: 2.5 Com YD Seat: 1.5 Com YD Arms: 3 Ship Weight 158 Cubic Feet 33					
	Model No. SR900-26						
	* Shown with optional IV pole, central locking system, trendelenburg feature and wood arm caps.						
	COM						
	1	2	3	4	5	6	
SR900-26	3257	3603	3955	4312	4677	5046	

Options: • CAL 133: \$455.00 • IV Pole and bracket: \$335.00 • Slide-out foot tray: \$146.00 • Trendelenburg feature: \$185.00 • Moisture barrier: \$280.00
• Foley bag holder: \$45.00 • Central locking system: \$398.00 list

Arm Caps: • Wood: \$198.00 list/pair • Polyurethane: \$198.00 list/pair • Rigid Polyester: \$295.00 list/pair • Solid Surface: NA



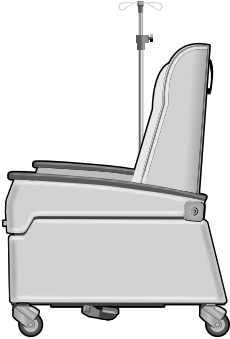
Side-mount tablet w/360 degree swivel. \$495.00 list
Note: Tablet will be mounted on left side (when seated) unless otherwise specified. Tablet available in (7) woodgrain finishes.



Flip-up side tablet. \$385.00 list
Note: Tablet will be mounted on left side (when seated). Tablet is standard in grey thermofoil finish. Standard (7) wood finishes also available.

Oasis Recliner

Different fabrics may be specified on the seat and on the back. In this case, use the higher grade of the two. No additional upcharge applies.

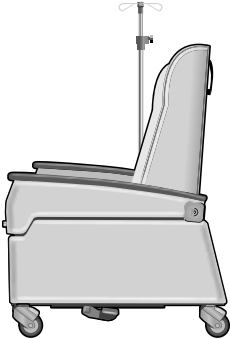
Description		Dimensions					
	Oasis recliner 23" seat width	Width 35.5 Depth 36 Reclined Depth 74 Height 48 Seat Height 20.5 Seat Width 23 Arm height 27.25 Com YD Back: 2.5 Com YD Seat: 1.5 Com YD Arms: 3 Ship Weight 142 Cubic Feet 30					
	Model No. OAR123T * Shown with optional IV pole, central locking system, trendelenburg feature and wood arm caps.						
COM		1	2	3	4	5	6
OAR123T		4365	4685	5022	5370	5728	6098

Options: • CAL 133: \$455.00 • IV Pole and bracket: \$335.00 • Slide-out foot tray: \$146.00 • Trendelenburg feature: \$185.00 • Moisture barrier: \$280.00
• Foley bag holder: \$45.00 • Central locking system: \$398.00 list

Arm Caps: • Wood: \$198.00 list/pair • Polyurethane: \$198.00 list/pair • Rigid Polyester: \$295.00 list/pair • Solid Surface: NA



Side-mount tablet w/360 degree swivel. \$495.00 list
Note: Tablet will be mounted on right side (when seated).
Tablet available in (7) woodgrain finishes.

Description		Dimensions					
	Oasis recliner 26" seat width	Width 35.5 Depth 36 Reclined Depth 74 Height 48 Seat Height 20.5 Seat Width 26 Arm height 27.25 Com YD Back: 2.5 Com YD Seat: 1.5 Com YD Arms: 3 Ship Weight 158 Cubic Feet 33					
	Model No. OAR126T * Shown with optional IV pole, central locking system, trendelenburg feature and wood arm caps.						
COM		1	2	3	4	5	6
OAR126T		4843	5241	5650	6072	6506	6953

Options: • CAL 133: \$455.00 • IV Pole and bracket: \$335.00 • Slide-out foot tray: \$146.00 • Trendelenburg feature: \$185.00 • Moisture barrier: \$280.00
• Foley bag holder: \$45.00 • Central locking system: \$398.00 list

Arm Caps: • Wood: \$198.00 list/pair • Polyurethane: \$198.00 list/pair • Rigid Polyester: \$295.00 list/pair • Solid Surface: NA



Side-mount tablet w/360 degree swivel. \$495.00 list
Note: Tablet will be mounted on right side (when seated).
Tablet available in (7) woodgrain finishes.

Verity Sleeper Collection

Ordering Guide

When ordering Verity Sleeper seating products, please specify the following information:



Specification codes must be added to unit Model No. as shown below.
Upholstery must be specified separately.

Specification code sample:

VESI23F - CH

Model No.

finish code

Specification Codes:

Wood arm cap finish codes:


- Candlelight (CL)
- Cherry Blossom (CB)
- Chocolate (CH)
- Grenada (GR)
- Hard Rock Maple (HM)
- Mahogany (MA)
- Rustic Cherry (RC)
- Summer Flame (SF)

Polyurethane arm cap finish codes:

- Black (PB)
- Grey (PG)
- Taupe (PT)

Verity Sleeper Collection


Different fabrics may be specified on the seat and on the back. In this case, use the higher grade of the two. No additional upcharge applies.

Description		Dimensions					
	Verity Sleeper with upholstered arms						
	Model No. VES123F						
	Width 30						
	Depth 39						
	Height 39.5						
	Seat Height 19						
	Seat Width 23						
	Arm Height 25.5						
	Com YD-Arms: 3						
	Com YD-Backs: 3						
		Com YD-Seats: 1.5					
		Com YD-Footrest: 0.5					
		Com YD-Ottoman: 1.5					
		Weight 105					
		Cubic Feet 30					
COM							
1		2	3	4	5	6	
VES123F	3268	3550	3832	4114	4396	4678	

Oasis 3-Position Sleeper

Ordering Guide

When ordering Oasis 3-Position Sleeper products, please specify the following information:



Specification codes must be added to unit Model No. as shown below.

Upholstery and additional options must be specified separately.

For connected seating requirements, please contact our sales office for pricing and assistance.

Specification code sample:

SL800 - PB - CH

Model No.

Poly arm
code

Wood
finish code

Specification Codes:

Wood finish codes:

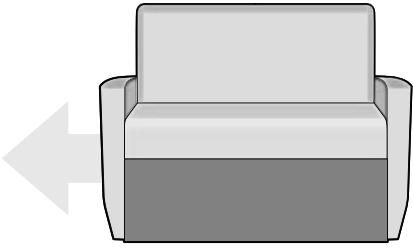
- Candlelight (CL)
- Cherry Blossom (CB)
- Chocolate (CH)
- Grenada (GR)
- Hard Rock Maple (HM)
- Mahogany (MA)
- Rustic Cherry (RC)
- Summer Flame (SF)

Polyurethane arm codes:

- Black (PB)
- Grey (PG)
- Taupe (PT)

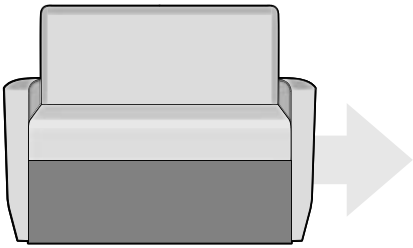
Oasis 3-Position Sleeper

Different fabrics may be specified on the seat and on the back. In this case, use the higher grade of the two. No additional upcharge applies.

	Description						Dimensions
	Oasis 3-Position Sleeper with Locking Caster System Laminate front panel						Width 46 (extends to 80") Depth 30 Height 35.5 Seat Height 19 Seat Width 40.5 Arm Height 29
	Model No. SL800-R 1000lb weight capacity Sleep surface is 28" x 80" * Pulls out to the right of the seated position						Com YD - Back 1.5 Com YD - Seat 4 Com YD - Arms 3.5 Com YD 9.5 Ship Weight 240 Cubic Feet 38
	COM						
	1	2	3	4	5	6	
SL800-R	3512	4035	4567	5108	5660	6219	

Options: • CAL 133: \$429.00 list • Moisture barrier: \$375.00 list

Arm Caps: • Wood: \$198.00 list/pair • Polyurethane: \$198.00 list/pair • Rigid Polyester: \$295.00 list/pair • Solid Surface: NA

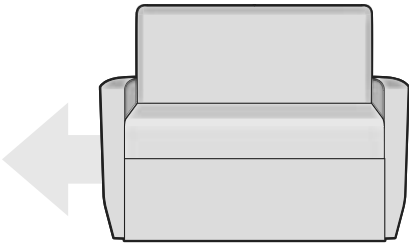
	Description						Dimensions
	Oasis 3-Position Sleeper with Locking Caster System Laminate front panel						Width 46 (extends to 80") Depth 30 Height 35.5 Seat Height 19 Seat Width 40.5 Arm Height 29
	Model No. SL800-L 1000lb weight capacity Sleep surface is 28" x 80" * Pulls out to the left of the seated position						Com YD - Back 1.5 Com YD - Seat 4 Com YD - Arms 3.5 Com YD 9.5 Ship Weight 240 Cubic Feet 38
	COM						
	1	2	3	4	5	6	
SL800-L	3512	4035	4567	5108	5660	6219	

Options: • CAL 133: \$429.00 list • Moisture barrier: \$375.00 list

Arm Caps: • Wood: \$198.00 list/pair • Polyurethane: \$198.00 list/pair • Rigid Polyester: \$295.00 list/pair • Solid Surface: NA

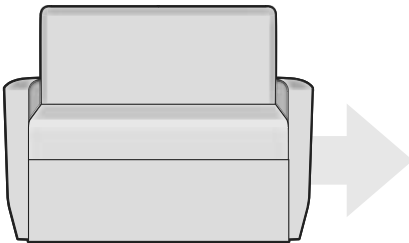
Oasis 3-Position Sleeper

Different fabrics may be specified on the seat and on the back. In this case, use the higher grade of the two. No additional upcharge applies.

	Description						Dimensions					
	Oasis 3-Position Sleeper with Locking Caster System Upholstered front panel Model No. SL820-UPH-R 1000lb weight capacity Sleep surface is 28" x 80" * Pulls out to the right of the seated position						Width 46 (extends to 80") Depth 30 Height 35.5 Seat Height 19 Seat Width 40.5 Arm Height 29 Com YD - Back 1.5 Com YD - Seat 4 Com YD - Arms 3.5 Com YD - Front Panel 1 Com YD 9.5 Ship Weight 240 Cubic Feet 38					
	COM											
	1	2	3	4	5	6						
SL820-UPH-R	3818	4360	4912	5473	6044	6624						

Options: • CAL 133: \$429.00 list • Moisture barrier: \$375.00 list

Arm Caps: • Wood: \$198.00 list/pair • Polyurethane: \$198.00 list/pair • Rigid Polyester: \$295.00 list/pair • Solid Surface: NA

	Description						Dimensions					
	Oasis 3-Position Sleeper with Locking Caster System Upholstered front panel Model No. SL820-UPH-L 1000lb weight capacity Sleep surface is 28" x 80" * Pulls out to the left of the seated position						Width 46 (extends to 80") Depth 30 Height 35.5 Seat Height 19 Seat Width 40.5 Arm Height 29 Com YD - Back 1.5 Com YD - Seat 4 Com YD - Arms 3.5 Com YD - Front Panel 1 Com YD 9.5 Ship Weight 240 Cubic Feet 38					
	COM											
	1	2	3	4	5	6						
SL820-UPH-L	3818	4360	4912	5473	6044	6624						


Options: • CAL 133: \$429.00 list • Moisture barrier: \$375.00 list

Arm Caps: • Wood: \$198.00 list/pair • Polyurethane: \$198.00 list/pair • Rigid Polyester: \$295.00 list/pair • Solid Surface: NA

Kindred Day Bed

Ordering Guide

When ordering Kindred Day Bed products, please specify the following information:



Specification codes must be added to unit Model No. as shown below.

Upholstery and additional options must be specified separately.

For connected seating requirements, please contact our sales office for pricing and assistance.

Specification code sample:

SK900 - SF

Model No.

Wood
finish code

*Add -PA for optional polyurethane arm cap


Specification Codes:

Wood finish codes:


- Candlelight (CL)
- Cherry Blossom (CB)
- Chocolate (CH)
- Grenada (GR)
- Hard Rock Maple (HM)
- Mahogany (MA)
- Rustic Cherry (RC)
- Summer Flame (SF)

Kindred Day Bed


Different fabrics may be specified on the seat and on the back. In this case, use the higher grade of the two. No additional upcharge applies.

Description		Dimensions				
	Day Bed	Length 82				
	3 drawers below	Width 32				
	Mattress and 3 bolsters included	Height 35 (overall)				
	Model No. SK900	Seat Height 19				
		Seat Depth 19				
		(with bolsters)				
		Com 8				
		Ship Weight 260				
		Cubic Feet 80				
COM						
	1	2	3	4	5	6
SK900	3044	3492	3949	4414	4888	5369

Box Springs/Mattresses

	Description	Dimensions
	Poly Foam Mattress 7" thickness, 1.7lb density Upholstered in antimicrobial tear-resistant vinyl Meets CAL 117-2013 requirements	Width 80 Depth 36 Height 7 Ship Weight 38 Cubic Feet 14
Twin 36" x 80"		
Model No. PFM3680		1229

Other sizes available upon request

	Description	Dimensions
	Box Spring 7" thickness, non-slip covering Upholstered in antimicrobial tear-resistant vinyl Meets CAL 117-2013 requirements	Width 80 Depth 36 Height 7 Ship Weight 45 Cubic Feet 14
Twin 36" x 80"		
Model No. BS3680		1229

Other sizes available upon request

Bed Frames: • Metal bed frame with glides \$295.00 list
Model No. BFG

- Metal bed frame with locking casters \$295.00 list
Model No. BFC

Note: Bed frame is adjustable and will accommodate any size box spring/mattress up to 60" wide.

Kindred Series Case Goods

Ordering Guide

When ordering Kindred series case goods, please specify the following information:



Specification codes must be added to unit Model No. as shown below.

Additional options must be specified separately.

Specification code sample:

SK I 20 - CB - TSS - FE - PB - HTP

Model No.

Finish code

Top style

Face style code


Base style code

Pull style


Kindred Series Case Goods

Specification Codes


Standard top styles:



Belmont (TB)



Santa Fe (TS)



Richmond (TR)



Halifax (TH)

Premium top styles:



Spill Top (TSP)

(\$98 list upcharge)



Solid Surface (TSS)

*(Level 1: \$495 list
Level 2: \$693 list
upcharge)*

Face styles:



Elgin (FE)



Dundas (FD)



Ainslie (FA)



Champlain (FC)



Montrose (FM)



Porter (FP)
(Integral Finger Pulls)

Standard kick styles:



Montgomery (KM)



Birmingham (KB)



Providence (KP)



Solid Kick (KS)

Premium kick styles:



Round Post Legs (RL)
(\$135 list upcharge)



Platform Base
with square leg (PB)
(\$160 list upcharge)

Bedside cabinet options (see next page):

- Self-locking concealed caster system
- Galley rails
- Concealed non-locking casters, set of 4 \$80.00 list
- Concealed non-locking casters, rear only \$40.00 list
- Exposed locking casters, set of 4 \$95.00 list
- Drawer liners
- Drawer locks

Standard pull options:



Curved Pull
• Brushed Stainless (HSC)



Curved Pull
• Brushed Brass (HBC)



Euro Pull (HEP)
• Brushed Stainless



Knob
• Brushed Stainless (HSK)
• Brushed Brass (HBK)

Premium pull options:



Transitional Pull
• Chrome (HTP)
*(\$18 list upcharge
per pull)*



Contemporary Pull
• Brushed Stainless (HCP)
*(\$35 list upcharge
per pull)*

Thermofoil laminate finish selection:



Hardrock Maple
(HM)



Candlelight
(CL)



Cherry Blossom
(CB)



Summer Flame
(SF)



Mahogany
(MA)



Rustic Cherry
(RC)



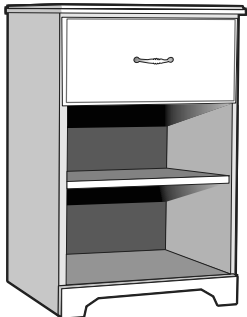


Grenada
(GR)



Chocolate
(CH)

Kindred Series Case Goods

Standard sizes shown. Custom sizes and configurations available upon request. Call for pricing.

	Description	Price	Dimensions
	Bedside Table 1 drawer, open fixed shelf Model No. SK100-24 (overall height: 24")	688	Width 20 Depth 20 Height 24 or 32 Ship Weight 60 or 76 Cubic Feet 10
	Model No. SK100-32 (overall height: 32")	712	
	Bedside Table 1 drawer, door interior fixed shelf Model No. SK110-L (hinged at left when facing unit)	809	Width 20 Depth 20 Height 32 Ship Weight 83 Cubic Feet 10
	Model No. SK110-R (hinged at right when facing unit)	809	
	Bedside Table 3 drawers Model No. SK120	935	Width 20 Depth 20 Height 32 Ship Weight 95 Cubic Feet 10

Bedside Table Options:



Self-locking concealed
caster system
\$295.00 list




Plastic drawer liner
\$48.00 list (each)



Top drawer lock
\$48.00 list



Galley rails
\$135.00 list (set of 3)





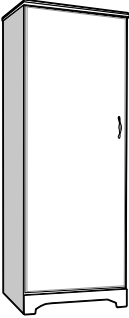
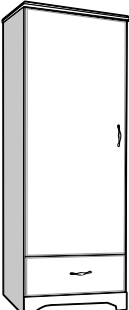
Solid surface top
Level 1 - \$495.00
Level 2 - \$693.00



Various caster options
See previous page
for pricing

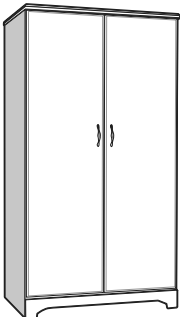
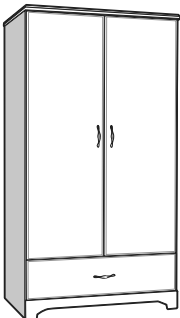

Kindred Series Case Goods

Standard sizes shown. Custom sizes and configurations available upon request. Call for pricing.

	Description	Price	Dimensions
	Dresser 3 drawers Model No. SK200	1106	Width 32.5 Depth 20 Height 32 Ship Weight 143 Cubic Feet 15
	Dresser 4 drawers Model No. SK210	1331	Width 32.5 Depth 20 Height 41 Ship Weight 178 Cubic Feet 19
	Wardrobe Single door interior shelf with hanger rail Model No. SK330-L (hinged at left when facing unit) Model No. SK330-R (hinged at right when facing unit)	1927	Width 24 Depth 24 Height 68.5 Ship Weight 158 Cubic Feet 20
	Wardrobe 1 door, 1 drawer interior shelf with hanger rail Model No. SK335-L (hinged at left when facing unit) Model No. SK335-R (hinged at right when facing unit)	2040	Width 24 Depth 24 Height 68.5 Ship Weight 167 Cubic Feet 20

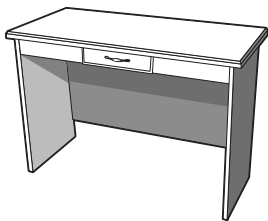
Kindred Series Case Goods

Standard sizes shown. Custom sizes and configurations available upon request. Call for pricing.

	Description	Price	Dimensions
	<p>Wardrobe 2 doors, no drawer interior shelf with hanger rail</p> <p>Model No. SK300</p>	2312	<p>Width 36.5 Depth 24 Height 68.5</p> <p>Ship Weight 257 Cubic Feet 42</p>
	<p>Wardrobe 2 doors, 1 drawer interior shelf with hanger rail</p> <p>Model No. SK310</p>	2605	<p>Width 36.5 Depth 24 Height 68.5</p> <p>Ship Weight 272 Cubic Feet 42</p>
	<p>TV Unit 3 drawers, TV/Media Shelf</p> <p>Model No. SK320</p> <p>TV Opening 29.5"w x 21.75"d x 26"h</p> <p>Media Shelf Opening 29.5"w x 21.75"d x 6"h</p>	2268	<p>Width 32.5 Depth 24 Height 68.5</p> <p>Ship Weight 236 Cubic Feet 38</p>

Kindred Series Case Goods

Standard sizes shown. Custom sizes and configurations available upon request. Call for pricing.



Writing Desk
with center pencil drawer

Model No. SK500-36
(36" width)

1160

Model No. SK500-42
(42" width)

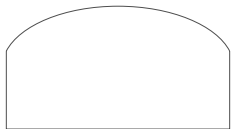
1269

Model No. SK500-48
(48" width)

1351

Width 36/42/48
Depth 20
Height 31

Ship Weight 85
Cubic Feet 14/16/18



Head/Foot Boards

Elgin single headboard, 39"w x 22"h
Elgin single footboard, 39"w x 16"h
Elgin double headboard, 54"w x 22"h
Elgin double footboard, 54"w x 16"h

509
509
634
634

Model No. SK600E-SHB
Model No. SK600E-SFB
Model No. SK600E-DHB
Model No. SK600E-DFB



Ainslie single headboard, 39"w x 22"h
Ainslie single footboard, 39"w x 16"h
Ainslie double headboard, 54"w x 22"h
Ainslie double footboard, 54"w x 16"h

509
509
634
634

Model No. SK600A-SHB
Model No. SK600A-SFB
Model No. SK600A-DHB
Model No. SK600A-DFB

Notes:

- Custom designs available, call for details.
- Headboards come with universal mounting cleats for mounting to the wall or to a residential-style bed frame.
- For mounting holes and cut-outs for bed controls, please provide a template from bed manufacturer.

In this case, the following charges will apply: \$62.00/head or foot board, plus a one-time programming charge of \$150.00

Gibraltar Series Case Goods

Ordering Guide

When ordering Gibraltar series case goods, please specify the following information:



Specification codes must be added to unit Model No. as shown below.
Additional options must be specified separately.

Specification code sample:

SGI20 - SF - LAM

Model No.

Finish code

Drawer/door style

Specification Codes:

Woodgrain finish codes:

- Candlelight (CL)
- Cherry Blossom (CB)
- Chocolate (CH)
- Grenada (GR)
- Hard Rock Maple (HM)
- Mahogany (MA)
- Rustic Cherry (RC)
- Summer Flame (SF)

Drawer/door style:





Thermoformed with
integral finger pulls
(TFP)



Laminate with
3mm PVC edging
(LAM)

Gibraltar Series Case Goods


Standard sizes shown. Custom sizes and configurations available upon request. Call for pricing.

	Description	Price	Dimensions
	Bedside Table 1 drawer, door interior fixed shelf Model No. SG110-L (shown) (hinged at left when facing unit) Model No. SG110-R (hinged at right when facing unit) <u>Door/drawer style</u> • Laminate with curved pull • Thermofoil with integral finger pull	992 1059	Width 21.5 Depth 20 Height 32 Ship Weight 86 Cubic Feet 12
	Bedside Table 3 drawers Model No. SG120 <u>Door/drawer style</u> • Laminate with curved pull • Thermofoil with integral finger pull	1116 1194	Width 21.5 Depth 20 Height 32 Ship Weight 108 Cubic Feet 12

Bedside Table Options:



Thermoformed top
with raised spill edge
\$120.00 list



Solid surface top
Level 1 - \$495.00
Level 2 - \$693.00



Upper shelf
Laminate \$120.00 list
Thermofoil \$185.00 list
Solid surface \$275.00 list



Galley rails
\$125.00 list (set of 3)



Plastic drawer liner
\$48.00 list (each)



Top drawer lock
\$48.00 list






Casters - rear leg only
\$49.00 list



Casters all 4 legs
\$80.00 list


Gibraltar Series Case Goods

Standard sizes shown. Custom sizes and configurations available upon request. Call for pricing.

	Description	Price	Dimensions
	Dresser 3 drawers		Width 34 Depth 20 Height 32
	Model No. SG200		Ship Weight 134 Cubic Feet 15
	<u>Door/drawer style</u> <ul style="list-style-type: none"> • Laminate with curved pull • Thermofoil with integral finger pull 	1438 1541	
	Dresser 4 drawers		Width 34 Depth 20 Height 41
	Model No. SG210		Ship Weight 168 Cubic Feet 20
	<u>Door/drawer style</u> <ul style="list-style-type: none"> • Laminate with curved pull • Thermofoil with integral finger pull 	1713 1842	
	Wardrobe Single door Interior shelf with hanger rail		Width 25.25 Depth 24 Height 68.5
	Model No. SG330-L (hinged at left when facing unit)		Ship Weight 156 Cubic Feet 20
	Model No. SG330-R (hinged at right when facing unit) <u>Door/drawer style</u> <ul style="list-style-type: none"> • Laminate with curved pull • Thermofoil with integral finger pull 	1993 2136	


Gibraltar Series Case Goods

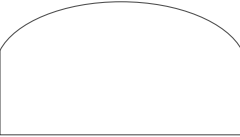
Standard sizes shown. Custom sizes and configurations available upon request. Call for pricing.

	Description	Price	Dimensions
	Wardrobe Single door, 1 drawer Interior shelf with hanger rail Model No. SG335-L (hinged at left when facing unit) Model No. SG335-R (hinged at right when facing unit) <u>Door/drawer style</u> <ul style="list-style-type: none"> • Laminate with curved pull • Thermofoil with integral finger pull 	2120 2271	Width 25.25 Depth 24 Height 68.5 Ship Weight 165 Cubic Feet 20
	Wardrobe 2 doors, no drawer interior shelf with hanger rail Model No. SG300 <u>Door/drawer style</u> <ul style="list-style-type: none"> • Laminate with curved pull • Thermofoil with integral finger pull 	2438 2626	Width 38 Depth 24 Height 68.5 Ship Weight 239 Cubic Feet 42
	Wardrobe 2 doors, 1 drawer interior shelf with hanger rail Model No. SG310 <u>Door/drawer style</u> <ul style="list-style-type: none"> • Laminate with curved pull • Thermofoil with integral finger pull 	2746 2945	Width 38 Depth 24 Height 68.5 Ship Weight 254 Cubic Feet 42

Gibraltar Series Case Goods

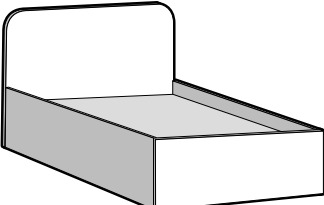
Standard sizes shown. Custom sizes and configurations available upon request. Call for pricing.

	Description	Price	Dimensions
	TV Unit		Width 25.25
	3 drawers		Depth 24
	TV/Media Shelf		Height 68.5
	Model No. SG320		Ship Weight 165
	TV Opening		Cubic Feet 20
	29.5"w x 22.5"d x 26"h		
	Media Shelf Opening		
	29.5"w x 22.5"d x 6"h		
	<u>Door/drawer style</u>		
	• Laminate with curved pull	2841	
	• Thermofoil with integral finger pull	3031	

	Description	Price	Dimensions
	Head/Foot Boards		
	Gibraltar single headboard, 39"w x 22"h	509	Model No. SG600-SHB
	Gibraltar single footboard, 39"w x 16"h	509	Model No. SG600-SFB
	Gibraltar double headboard, 54"w x 22"h	634	Model No. SG600-DHB
	Gibraltar double footboard, 54"w x 16"h	634	Model No. SG600-DFB

Notes:

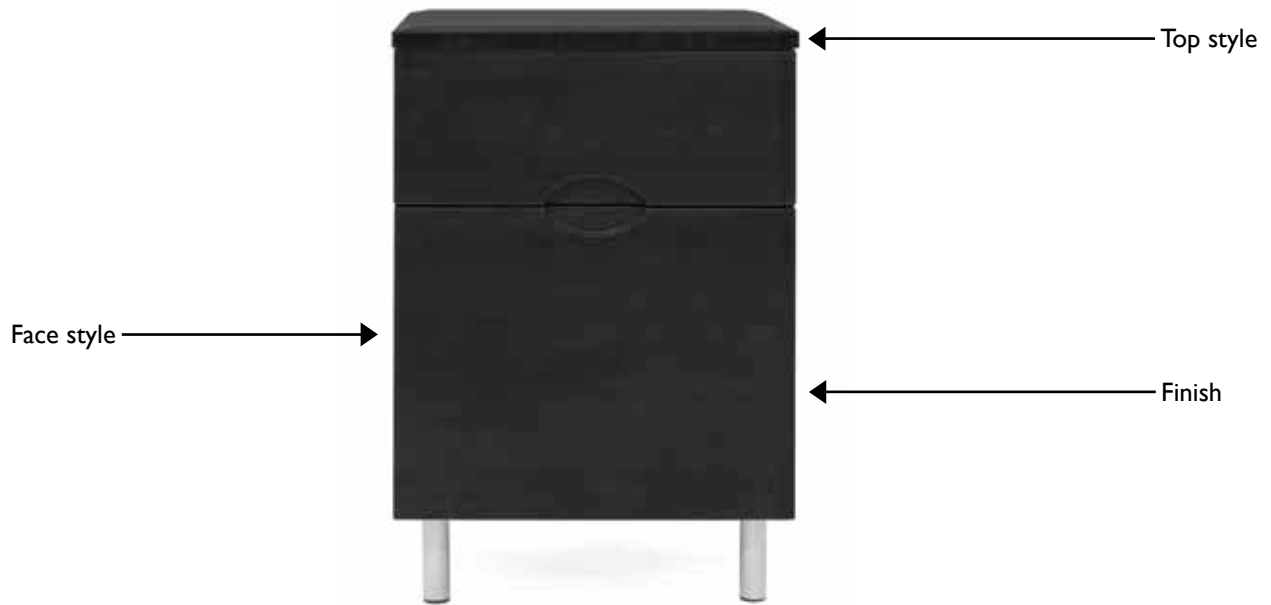
- Custom designs available, call for details.
 - Headboards come with universal mounting cleats for mounting to the wall or to a residential-style bed frame.
 - For mounting holes and cut-outs for bed controls, please provide a template from bed manufacturer.
- In this case, the following charges will apply: \$62.00/head or foot board, plus a one-time programming charge of \$150.00

	Description	Price	Dimensions
	Platform Bed		Width 37.5
	Model No. SPB-8036-G	1907	Length 81.5
	Platform Bed Options:		Overall Height 30 (35 with casters)
	• Locking casters	354	Deck Height 15 (20 with casters)
	• Storage drawers (specify -L or -R)	387	Ship Weight 220
	• Mattress, 36" x 80" x 7" thick	1133	Cubic Feet 60

Porter Series Case Goods

Ordering Guide

When ordering Porter series case goods, please specify the following information:



Specification codes must be added to unit Model No. as shown below.
Additional options must be specified separately.

Specification code sample:

PT110-L - TT - FP SF

Model No.

Top style

Face style

Finish

Specification Codes:

Top styles:




Standard thermoformed top (TT)




Thermoformed top with
spill containment (SC)

Drawer/door face styles:






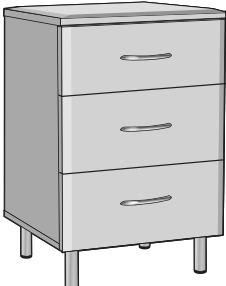
Crescent Pull (CP)



Finger pull (FP)

Porter Series Case Goods

Standard sizes shown. Custom sizes and configurations available upon request. Call for pricing.

	Description	Price	Dimensions
	Bedside Table on casters 1 drawer, door interior fixed shelf Model No. PT100CA-L (hinged at left when facing unit) Model No. PT100CA-R (hinged at right when facing unit)	1023	Width 18.75 Depth 19 Height 30 Ship Weight 80 Cubic Feet 8
	Bedside Table on post legs 1 drawer, door interior fixed shelf Model No. PT110PL-L (hinged at left when facing unit) Model No. PT110PL-R (hinged at right when facing unit)	1048	Width 18.75 Depth 19 Height 30 Ship Weight 80 Cubic Feet 8
	Bedside Table on casters 3 drawers Model No. PT120CA	1128	Width 18.75 Depth 19 Height 30 Ship Weight 85 Cubic Feet 8
	Bedside Table on post legs 3 drawers Model No. PT120PL	1153	Width 18.75 Depth 19 Height 30 Ship Weight 85 Cubic Feet 8





Note: Add top style/face style codes to model no.

Bedside Table Options:

- Plastic drawer liner \$48.00 list
- Top drawer lock \$48.00 list

Porter Series Case Goods


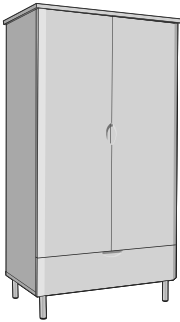
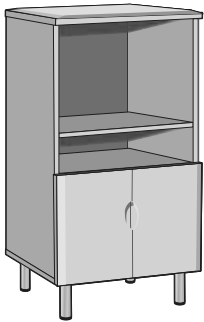

Standard sizes shown. Custom sizes and configurations available upon request. Call for pricing.

	Description	Price	Dimensions
	Dresser 3 drawers Model No. PT200	1426	Width 32 Depth 19 Height 30 Ship Weight 130 Cubic Feet 13
	Dresser 4 drawers Model No. PT210	1652	Width 32 Depth 19 Height 40 Ship Weight 160 Cubic Feet 16
	Wardrobe Single door interior shelf with hanger rail Model No. PT330-L (hinged at left when facing unit) Model No. PT330-R (hinged at right when facing unit)	1953	Width 24 Depth 24 Height 68.5 Ship Weight 150 Cubic Feet 25
	Wardrobe 1 door, 1 drawer interior shelf with hanger rail Model No. PT335-L (hinged at left when facing unit) Model No. PT335-R (hinged at right when facing unit)	2077	Width 24 Depth 24 Height 68.5 Ship Weight 160 Cubic Feet 25

Note: Add top style/face style codes to model no.

Porter Series Case Goods

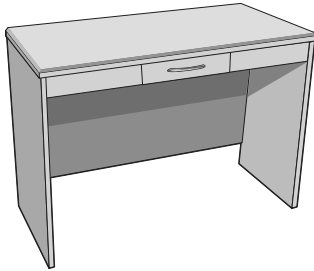
Standard sizes shown. Custom sizes and configurations available upon request. Call for pricing.

	Description	Price	Dimensions
	Wardrobe 2 doors, no drawer interior shelf with hanger rail Model No. PT300	2462	Width 36 Depth 24 Height 68.5 Ship Weight 230 Cubic Feet 37
	Wardrobe 2 doors, 1 drawer interior shelf with hanger rail Model No. PT310	2608	Width 36 Depth 24 Height 68.5 Ship Weight 245 Cubic Feet 37
	TV Unit 2 doors below Model No. PT320	2462	Width 32 Depth 24 Height 68.5 Ship Weight 205 Cubic Feet 33
	TV Unit 3 drawers below Model No. PT325	2568	Width 32 Depth 24 Height 68.5 Ship Weight 215 Cubic Feet 33

Note: Add top style/face style codes to model no.

Porter Series Case Goods

Standard sizes shown. Custom sizes and configurations available upon request. Call for pricing.



Writing Desk
with center pencil drawer

Model No. PT500-36-CP
(36" width)

Model No. PT500-42-CP
(42" width)

Model No. PT500-48-CP
(48" width)

1160

1269

1351

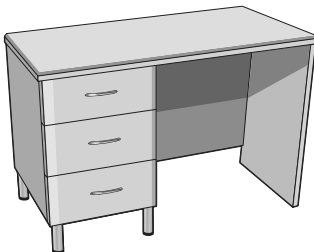
Width 32/42/48

Depth 19

Height 31

Ship Weight 85

Cubic Feet 14/16/18



48" Desk with 3 drawer pedestal

Model No. PT500-48-LP
(pedestal on left when facing unit)

Model No. PT500-48-RP
(pedestal on right when facing unit)

1577

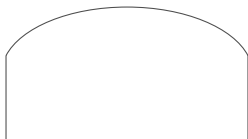
Width 48

Depth 19

Height 31

Ship Weight 140

Cubic Feet 19



Head/Foot Boards

Single headboard, 39"w x 22"h

Single footboard, 39"w x 16"h

Double headboard, 54"w x 22"h

Double footboard, 54"w x 16"h

509

509

634

634

Model No. ST600-SHB

Model No. ST600-SFB

Model No. ST600-DHB

Model No. ST600-DFB

Notes:

Add top style/face style codes to model no.

- Custom designs available, call for details.
- Headboards come with universal mounting cleats for mounting to the wall or to a residential-style bed frame.
- For mounting holes and cut-outs for bed controls, please provide a template from bed manufacturer.

In this case, the following charges will apply: \$62.00/head or foot board, plus a one-time programming charge of \$150.00

Prairie Series Case Goods

Ordering Guide

When ordering Prairie series case goods, please specify the following information:



Specification codes must be added to unit Model No. as shown below.
Additional options must be specified separately.

Specification code sample:

SP110-R - CH - HSK

Model No.

Finish code

Hardware code

Specification Codes:

Woodgrain finish codes:

- Candlelight (CL)
- Cherry Blossom (CB)
- Chocolate (CH)
- Grenada (GR)
- Hard Rock Maple (HM)
- Mahogany (MA)
- Rustic Cherry (RC)
- Summer Flame (SF)

Hardware options:



- Curved Pull
- Brushed Stainless (HSC)



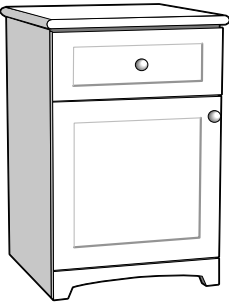
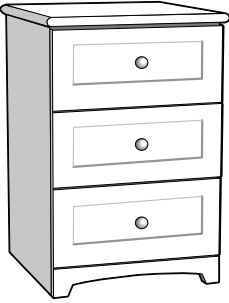


- Curved Pull
- Brushed Brass (HBC)



- Knob
- Brushed Stainless (HSK)
 - Brushed Brass (HBK)

Prairie Series Case Goods

Standard sizes shown. Custom sizes and configurations available upon request. Call for pricing.

	Description	Price	Dimensions
	<p>Bedside Table 1 drawer, door interior fixed shelf</p> <p>Model No. SP110-L (shown) (hinged at left when facing unit)</p> <p>Model No. SP110-R (hinged at right when facing unit)</p>	998	<p>Width 20 Depth 20 Height 32</p> <p>Ship Weight 85 Cubic Feet 10</p>
	<p>Bedside Table 3 drawers</p> <p>Model No. SP120</p>	1080	<p>Width 20 Depth 20 Height 32</p> <p>Ship Weight 98 Cubic Feet 10</p>
	<p>Dresser 3 drawers</p> <p>Model No. SP200</p>	1346	<p>Width 32 Depth 22 Height 32</p> <p>Ship Weight 150 Cubic Feet 15</p>
	<p>Dresser 4 drawers</p> <p>Model No. SP210</p>	1695	<p>Width 32.5 Depth 20 Height 42</p> <p>Ship Weight 182 Cubic Feet 19</p>


Bedside Table Options:

- Top drawer lock \$48.00 list
- Plastic drawer liner \$48.00 list
- Galley rail \$88.00 list
- Concealed non-locking casters, set of 4 \$80.00 list
- Concealed non-locking casters, rear only \$40.00 list
- Exposed locking casters, set of 4 \$95.00 list

Prairie Series Case Goods

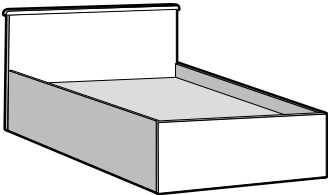
Standard sizes shown. Custom sizes and configurations available upon request. Call for pricing.

	Description	Price	Dimensions
	Wardrobe 2 doors, no drawer interior shelf with hanger rail Model No. SP300	2726	Width 36.5 Depth 24 Height 68.5 Ship Weight 264 Cubic Feet 42
	Wardrobe 2 doors, 1 drawer interior shelf with hanger rail Model No. SP310	2958	Width 36.5 Depth 24 Height 68.5 Ship Weight 280 Cubic Feet 42

	Description	Price	Dimensions
	Head/Foot Boards		
	Single headboard, 39"w x 22"h	509	Model No. SP600-SHB
	Single footboard, 39"w x 16"h	509	Model No. SP600-SFB
	Double headboard, 54"w x 22"h	634	Model No. SP600-DHB
	Double footboard, 54"w x 16"h	634	Model No. SP600-DFB

Notes:

- Custom designs available, call for details.
- Headboards come with universal mounting cleats for mounting to the wall or to a residential-style bed frame.
- For mounting holes and cut-outs for bed controls, please provide a template from bed manufacturer.
In this case, the following charges will apply: \$62.00/head or foot board, plus a one-time programming charge of \$150.00

	Description	Price	Dimensions
	Platform Bed Model No. SPB-8036-P	1907	Width 37.5 Length 81.5 Overall Height 30 (35 with casters) Deck Height 15 (20 with casters)
	Platform Bed Options:		Ship Weight 220 Cubic Feet 60
	• Locking casters	354	
	• Storage drawers (specify -L or -R)	387	
	• Mattress, 36" x 80" x 7" thick	1133	

Royale Series Case Goods

Ordering Guide

When ordering Royale series case goods, please specify the following information:



Specification codes must be added to unit Model No. as shown below.
Additional options must be specified separately.

Specification code sample:

SR110-R - HM - HBK

Model No.

Finish code

Hardware code

Specification Codes:

Woodgrain finish codes:

- Candlelight (CL)
- Cherry Blossom (CB)
- Chocolate (CH)
- Grenada (GR)
- Hard Rock Maple (HM)
- Mahogany (MA)
- Rustic Cherry (RC)
- Summer Flame (SF)

Hardware options:



Curved Pull

- Brushed Stainless (HSC)



Curved Pull

- Brushed Brass (HBC)



Euro Pull (HEP)

- Brushed Stainless






Knob

- Brushed Stainless (HSK)
- Brushed Brass (HBK)

Royale Series Case Goods

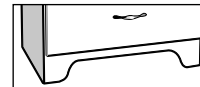
Standard sizes shown. Custom sizes and configurations available upon request. Call for pricing.

	Description	Price	Dimensions
	Bedside Table 1 drawer, open fixed shelf Model No. SR100-24 (overall height: 24")	599	Width 20 Depth 20.75 Height 32
	Model No. SR100-32 (overall height: 32")	634	Ship Weight 74 Cubic Feet 10
	Bedside Table 1 drawer, door interior fixed shelf Model No. SR110-L (hinged at left when facing unit) Model No. SR110-R (shown) (hinged at right when facing unit)	698	Width 20 Depth 20.75 Height 32 Ship Weight 80 Cubic Feet 10
	Bedside Table 3 drawers Model No. SR120	790	Width 20 Depth 20.75 Height 32 Ship Weight 98 Cubic Feet 10

Other Kick Options (no upcharge):



Crescent
Add - CK to unit Model No.





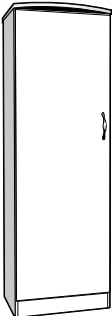
Traditional
Add - TK to unit Model No.

Bedside Table Options:

- Plastic drawer liner \$48.00 list
- Top drawer lock \$48.00 list
- Galley rail \$88.00 list
- Spill containment top (thermoformed, complements overbed table top) \$129.00 list
- Concealed non-locking casters, set of 4 \$80.00 list
- Concealed non-locking casters, rear only \$40.00 list
- Exposed locking casters, set of 4 \$95.00 list
- Concealed self-locking caster system \$295.00 list

Royale Series Case Goods

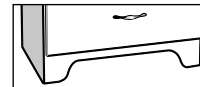
Standard sizes shown. Custom sizes and configurations available upon request. Call for pricing.

	Description	Price	Dimensions
	Dresser 3 drawers Model No. SR200	952	Width 32.5 Depth 20.75 Height 32 Ship Weight 132 Cubic Feet 15
	Dresser 4 drawers Model No. SR210	1240	Width 32.5 Depth 20.75 Height 41 Ship Weight 165 Cubic Feet 19
	Wardrobe Single door interior shelf with hanger rail Model No. SR330-L (shown) (hinged at left when facing unit) Model No. SR330-R (hinged at right when facing unit)	1418	Width 24 Depth 24.75 Height 68.5 Ship Weight 145 Cubic Feet 20

Other Kick Options (no upcharge):



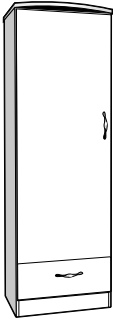
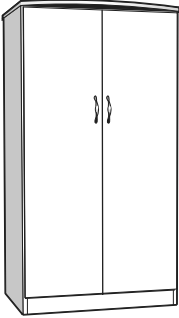
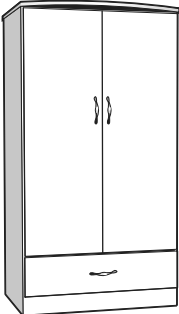
Crescent
Add - CK to unit Model No.



Traditional
Add - TK to unit Model No.

Royale Series Case Goods

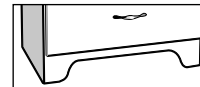
Standard sizes shown. Custom sizes and configurations available upon request. Call for pricing.

	Description	Price	Dimensions
	<p>Wardrobe 1 door, 1 drawer interior shelf with hanger rail</p> <p>Model No. SR335-L (shown) (hinged at left when facing unit)</p> <p>Model No. SR335-R (hinged at right when facing unit)</p>	1727	<p>Width 24 Depth 24.75 Height 68.5</p> <p>Ship Weight 155 Cubic Feet 20</p>
	<p>Wardrobe 2 doors, no drawer interior shelf with hanger rail</p> <p>Model No. SR300</p>	1851	<p>Width 36.5 Depth 24.75 Height 68.5</p> <p>Ship Weight 135 Cubic Feet 42</p>
	<p>Wardrobe 2 doors, 1 drawer interior shelf with hanger rail</p> <p>Model No. SR310</p>	2116	<p>Width 36.5 Depth 24.75 Height 68.5</p> <p>Ship Weight 250 Cubic Feet 42</p>

Other Kick Options (no upcharge):



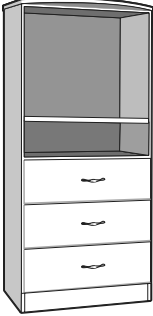
Crescent
Add - CK to unit Model No.

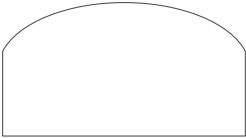


Traditional
Add - TK to unit Model No.

Royale Series Case Goods

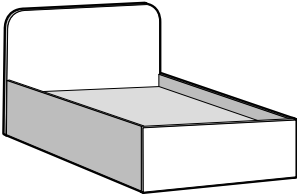
Standard sizes shown. Custom sizes and configurations available upon request. Call for pricing.

	Description	Price	Dimensions
	TV Unit	1851	Width 32.5
	3 drawers		Depth 24.75
	TV/Media Shelf		Height 68.5
	Model No. SR320		Ship Weight 217
	TV Opening		Cubic Feet 38
	29.5"w x 22.5"d x 26"h		
	Media Shelf Opening		
	29.5"w x 22.5"d x 6"h		

	Description	Price	Dimensions
	Head/Foot Boards		
	Royale single headboard, 39"w x 22"h	509	Model No. SR600-SHB
	Royale single footboard, 39"w x 16"h	509	Model No. SR600-SFB
	Royale double headboard, 54"w x 22"h	634	Model No. SR600-DHB
	Royale double footboard, 54"w x 16"h	634	Model No. SR600-DFB

Notes:

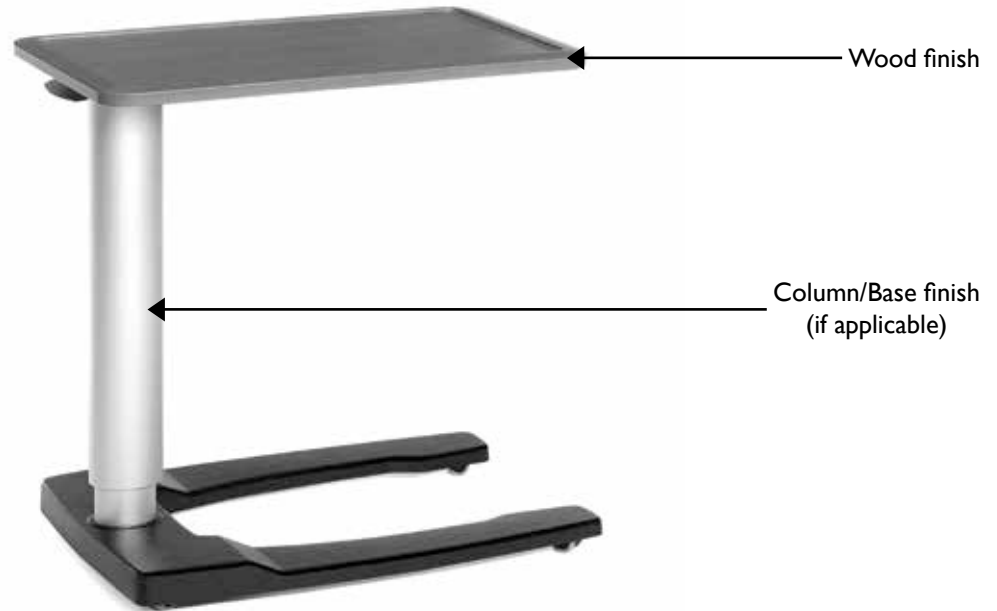
- Custom designs available, call for details.
 - Headboards come with universal mounting cleats for mounting to the wall or to a residential-style bed frame.
 - For mounting holes and cut-outs for bed controls, please provide a template from bed manufacturer.
- In this case, the following charges will apply: \$62.00/head or foot board, plus a one-time programming charge of \$150.00

	Description	Price	Dimensions
	Platform Bed	2010	Width 37.5
	Model No. SPB-8036-R		Length 81.5
	Platform Bed Options:		Overall Height 30 (35 with casters)
	• Locking casters		Deck Height 15 (20 with casters)
	• Storage drawers (specify -L or -R)		Ship Weight 220
	• Mattress, 36" x 80" x 7" thick	354	Cubic Feet 60
		387	
		1133	

Overbed Tables

Ordering Guide

When ordering Overbed Table products, please specify the following information:



Specification codes must be added to unit Model No. as shown below.

Upholstery and additional options must be specified separately.

For connected seating requirements, please contact our sales office for pricing and assistance.

Specification code sample:

STI80-TH - RC

Model No.

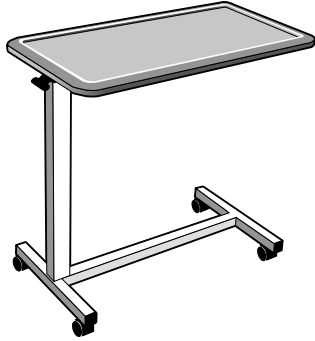
Wood
finish code

Specification Codes:

Wood finish codes:

- Candlelight (CL)
- Cherry Blossom (CB)
- Chocolate (CH)
- Grenada (GR)
- Hard Rock Maple (HM)
- Mahogany (MA)
- Rustic Cherry (RC)
- Summer Flame (SF)

Overbed Tables



Description

Eclipse Overbed Table

H-style base

Mechanical spring mechanism

Thermoformed top with spill containment feature

25 lbs weight capacity

Model No. ST140

Price

634

Dimensions

Width 30

Depth 16

Height 29 to 45

Ship Weight 30

Cubic Feet 4

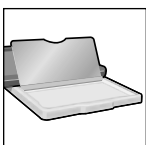
(ships flat-packed and requires minimal assembly)

ST140 Options:

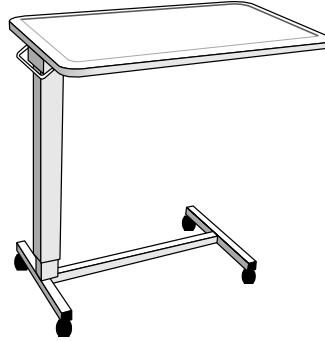
- Vanity tray with mirror add \$135.00 list
- Wire storage basket \$150.00
- Single-wheel rubber casters
(for rough/uneven floors) add \$75.00 list

Base/Column Finish Options:

- Chrome
- Almond
- Silver
- Black



Optional vanity tray with mirror



Description

Triumph Overbed Table

H-style base

Mechanical spring mechanism

Thermoformed top with spill containment feature

25 lbs weight capacity

Model No. ST160

Price

836

Dimensions

Width 32

Depth 18

Height 29 to 45

Ship Weight 44

Cubic Feet 4

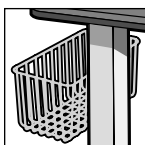
(ships flat-packed and requires minimal assembly)

ST160 Options:

- Other base styles available on request -
call for details
- Vanity tray with mirror add \$135.00 list
- Wire storage basket \$150.00
- Single-wheel rubber casters (for rough/uneven
floors) add \$75.00 list

Base/Column Finish Options:

- Chrome
- Almond
- Silver
- Black



Optional wire storage basket



Description

Victory Overbed Table

Low profile U-base, compatible with late-model
hospital beds

Pneumatic gas lift mechanism

Oversized top is 18" x 40"

25 lbs weight capacity

Model No. ST190

Price

1056

Dimensions

Width 40

Depth 18

Height 29 to 45

Ship Weight 44

Cubic Feet 4

(ships flat-packed and requires minimal assembly)

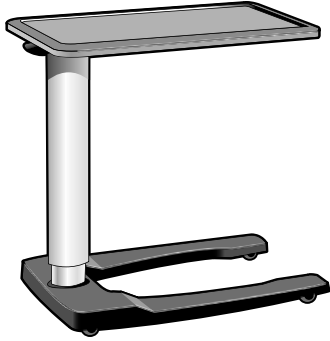
ST190 Options:

- Vanity tray with mirror add \$135.00 list
- Wire storage basket \$150.00
- C-base for wheelchair access add \$60.00 list

Base/Column Finish Options:

- Silver

Overbed Tables



Description

Transcend Overbed Table
Pneumatic gas lift mechanism
Thermoformed top with spill containment feature
Low-profile U-base, compatible with late-model hospital beds
25 lbs weight capacity
Model No. ST180-TH

Price

1144

Dimensions

Width 32
Depth 18
Height 30 to 45
Ship Weight 42
Cubic Feet 5
ships flat-packed and requires minimal assembly)

ST180-TH Options:

- Vanity tray with mirror, add \$135.00 list

Column Finish Options:

- Silver



Description

Transcend Overbed Table
Pneumatic gas lift mechanism
Poly-resin spill top
Low-profile U-base, compatible with late-model hospital beds
25 lbs weight capacity
Model No. ST180-PR

Price

1314

Dimensions

Width 32
Depth 18
Height 30 to 45
Ship Weight 42
Cubic Feet 5
ships flat-packed and requires minimal assembly)

ST180-PR Options:

- Vanity tray with mirror, add \$135.00 list
- Custom poly-resin edge colours add \$38.00 list (minimum order of 30 units required)

Column Finish Options:

- Silver



Description

Split-top Overbed Table
Pneumatic gas lift mechanism
Thermoformed upper top with spill-containment feature
Thermoformed lower top no spill-containment feature
25 lbs weight capacity
Model No. ST170

Price

1990

Dimensions

Width 32
Depth 18
Height 29.5 to 44.5
Ship Weight 80
Cubic Feet 12
(ships fully assembled)


ST170 Options:


- Vanity tray with mirror, add \$135.00 list
- H-base, no upcharge
- Single-wheel rubber casters add \$75.00 list

Base/Column Finish Options:

- Chrome
- Almond
- Silver
- Black

Physician Stools

Description		Dimensions					
	Physician stool	Seat Width 16					
	Model No. S1200	Seat Depth 16					
		Base Diameter 23					
		Seat Height 18-23					
		Com YD 0.50					
		Ship Weight 15					
		Cubic Feet 4					
		COM					
		1	2	3	4	5	6
S1200		428	469	510	550	593	636

Description		Dimensions					
	Physician stool with foot ring	Seat Width 16					
	Model No. S1240	Seat Depth 16					
		Base Diameter 23					
		Seat Height 18-23					
		Com YD 0.50					
		Ship Weight 18					
		Cubic Feet 4					
		COM					
		1	2	3	4	5	6
S1240		492	533	574	616	658	702

Other Stool Options:


- "Toe-cap" base style \$19.00 list
- CAL 133 \$38.00 list
- Stationary glide: no upcharge
- Soft-wheel casters (set of 5) \$28.00 list
- Gas cylinder with 10" stroke (provides 23-33" seat height) \$49.00 list
- "Auto-lock" casters (internal brake applies when person sits on stool) \$49.00 list
- "Reverse-lock" casters (brake releases when person sits on stool) \$49.00 list


Physician stools ship flat packed in components. No tools required for assembly.



Optional "toe-cap" base
(not available on S1200-F and
ST1260-F models) \$19.00 list

Physician Stools

Description		Dimensions					
	Physician stool with back support, no foot ring	Seat Width 16 Seat Depth 16 Base Diameter 23 Seat Height 18-23 Overall Height 30.5-35.5 Com YD 0.75 Ship Weight 22 Cubic Feet 4					
	Model No. S1260						
		COM					
		1	2	3	4	5	6
S1260		506	552	599	646	694	744

Description		Dimensions					
	Physician stool with foot ring and back support	Seat Width 16 Seat Depth 16 Base Diameter 23 Seat Height 18-23 Overall Height 30.5-35.5 Com YD 0.75 Ship Weight 22 Cubic Feet 4					
	Model No. S1280						
		COM					
		1	2	3	4	5	6
S1280		569	616	664	711	761	810

Other Stool Options:


- "Toe-cap" base style \$19.00 list
- CAL 133 \$38.00 list
- Stationary glide: no upcharge
- Soft-wheel casters (set of 5) \$28.00 list
- Gas cylinder with 10" stroke (provides 23-33" seat height) \$49.00 list
- "Auto-lock" casters (internal brake applies when person sits on stool) \$49.00 list
- "Reverse-lock" casters (brake releases when person sits on stool) \$49.00 list


Physician stools ship flat packed in components. No tools required for assembly.



Optional "toe-cap" base
(not available on S1200-F and
ST1260-F models) \$19.00 list

Physician Stools

Description		Dimensions				
	Physician stool with foot-activated height adjustment	Seat Width 16				
	Model No. S1200-F	Seat Depth 16				
		Base Diameter 23				
		Seat Height 18.5-24				
		Com YD 0.75				
		Ship Weight 22				
		Cubic Feet 4				
COM						
	1	2	3	4	5	6
S1200-F	709	756	805	855	905	957


Description		Dimensions				
	Physician stool with foot-activated height adjustment and back support					
	Model No. S1260-F					
		Seat Width 16				
		Seat Depth 16				
		Base Diameter 23				
		Seat Height 18.5-24				
		Overall Height 31-36.5				
		Com YD 0.75				
		Ship Weight 22				
		Cubic Feet 4				
COM						
	1	2	3	4	5	6
S1260-F	772	821	869	920	972	1023


Other Stool Options:

- CAL 133 \$38.00 list
- Higher-height gas cylinder (provides 22"-28" seat height range)
- Stationary glide: no upcharge
- Soft-wheel casters (set of 5) \$28.00 list
- "Auto-lock" casters (internal brake applies when person sits on stool) \$49.00 list
- "Reverse-lock" casters (brake releases when person sits on stool) \$49.00 list

Physician stools ship flat packed in components. No tools required for assembly.

Laboratory Stools

Description		Dimensions					
	Upholstered lab stool	Seat Width 18.5					
	Armless Model No. S1500-AL	Seat Depth 17					
	With arms Model No. S1500-WA	Base Diameter 27					
		Seat Height 23-33					
		Arm Height 31-44					
		Overall Height 41-51					
		Com YD 1.25					
		Ship Weight 34					
		Cubic Feet 6					
		*Shown with optional toe-cap base					
COM		1	2	3	4	5	6
S1500-AL	705	785	865	947	1031	1116	
S1500-WA	807	888	969	1052	1137	1223	

Description		Dimensions					
	Polyurethane lab stool	Seat Width 18					
	Model No. S1600	Seat Depth 16.5					
		Base Diameter 27					
		Seat Height 23-33					
		Overall Height 39-49					
		Com YD NA					
		Ship Weight 34					
		Cubic Feet 6					
COM		1	2	3	4	5	6
S1600	651	NA	NA	NA	NA	NA	

Other Stool Options:

- "Toe-cap" base style \$19.00 list
- CAL 133 \$38.00 list
- Stationary glide: no upcharge
- Soft-wheel casters (set of 5) \$28.00 list
- "Auto-lock" casters (internal brake applies when person sits on stool) \$49.00 list
- "Reverse-lock" casters (brake releases when person sits on stool) \$49.00 list

Laboratory stools ship flat packed in components. No tools required for assembly.



Optional "toe-cap" base
(available for all models) \$19.00 list

Multi-Purpose Tables

Ordering Guide

When ordering tables, please specify the following information:



Specification codes must be added to unit Model No. as shown below.

Additional options must be specified separately.

Specification code sample:

AHDT - 42D - M - CH

Model No.

Top Size code

Edge code

Wood
finish code

Specification Codes:

Laminate finish codes:

- Candlelight (CL)
- Cherry Blossom (CB)
- Chocolate (CH)
- Grenada (GR)
- Hard Rock Maple (HM)
- Mahogany (MA)
- Rustic Cherry (RC)
- Summer Flame (SF)

Edge codes:

- 3mm PVC (P)
- Maple Bullnose (M)
- Raised poly-resin spill edge (S)

Base/Column finish codes:

- Smooth Black (SB)
- Textured Black (TB)
- Textured Nickel (TN)
- Smooth Silver (SS)
- Gunmetal (GM)
- Metallic Beige (MB)

Multi-Purpose Tables

- Standard sizes shown. Many other sizes available upon request



Dignity Series - Height-adjustable table

Model No.	Top Size	3mm PVC Edge (add -P Suffix)	Maple Bullnose Edge (add -M Suffix)	Raised Poly-Resin Spill Edge (add -S Suffix)
AHDT-4242	42 x 42	1983	2438	2179
AHDT-4848	48 x 48	2039	2541	2248
AHDT-42D	42 Dia.	2003	2664	2211
AHDT-48D	48 Dia.	2031	2742	2351



Dignity Series - Fixed-height table

Model No.	Top Size	3mm PVC Edge (add -P Suffix)	Maple Bullnose Edge (add -M Suffix)	Raised Poly-Resin Spill Edge (add -S Suffix)
FHDT-4242	42 x 42	1730	2183	1924
FHDT-4848	48 x 48	1785	2286	1995
FHDT-42D	42 Dia.	1749	2410	1956
FHDT-48D	48 Dia.	1777	2488	2098



- Optional transport feature
Concealed caster system allows for easy mobility
\$165.00 list
Add - CS suffix to model number



- Optional flip-top feature
Allows top to be tilted 90° for compact storage
\$125.00 list
Add - FT suffix to model number

Multi-Purpose Tables

Fixed Height Dining Tables

- Standard sizes shown. Many other sizes available upon request



Table with tubular X-base. Standard 29" height

Model No.	Top Size	3mm PVC Edge (add -P Suffix)	Maple Bullnose Edge (add -M Suffix)	Raised Poly-Resin Spill Edge (add -S Suffix)
FHTX-3636	36 x 36	934	1584	1410
FHTX-4242	42 x 42	955	1545	1433
FHTX-36D	36 Dia.	978	1629	1454
FHTX-42D	42 Dia.	1000	1650	1477



Table with solid flatbar X-base. Standard 29" height

Model No.	Top Size	3mm PVC Edge (add -P Suffix)	Maple Bullnose Edge (add -M Suffix)	Raised Poly-Resin Spill Edge (add -S Suffix)
FHFX-3636	36 x 36	1259	1909	1736
FHFX-4242	42 x 42	1280	1932	1759
FHFX-36D	36 Dia.	1303	1954	1779
FHFX-42D	42 Dia.	1326	1974	1802



Table with raised flatbar X-base. Standard 29" height

Model No.	Top Size	3mm PVC Edge (add -P Suffix)	Maple Bullnose Edge (add -M Suffix)	Raised Poly-Resin Spill Edge (add -S Suffix)
FRFX - 3636	36 x 36	1485	2123	1952
FRFX - 4242	42 x 42	1506	2145	1975
FRFX - 36D	36 Dia.	1528	2167	1995
FRFX - 42D	42 Dia.	1551	2186	2018



Table with trumpet base. Standard 29" height

Model No.	Top Size	3mm PVC Edge (add -P Suffix)	Maple Bullnose Edge (add -M Suffix)	Raised Poly-Resin Spill Edge (add -S Suffix)
FHTB-3636	36 x 36	1021	1671	1498
FHTB-4242	42 x 42	1038	1694	1520
FHTB-36D	36 Dia.	1065	1716	1541
FHTB-42D	42 Dia.	1088	1738	1558




Table with disc base. Standard 29" height

Model No.	Top Size	3mm PVC Edge (add -P Suffix)	Maple Bullnose Edge (add -M Suffix)	Raised Poly-Resin Spill Edge (add -S Suffix)
FHDB-3636	36 x 36	1433	2078	1909
FHDB-4242	42 x 42	1454	2106	1932
FHDB-36D	36 Dia.	1477	2128	1953
FHDB-42D	42 Dia.	1500	2150	1973

Noble Dining Chair

Ordering Guide

When ordering Noble Dining products, please specify the following information:



Specification codes must be added to unit Model No. as shown below.

Upholstery and additional options must be specified separately.

For connected seating requirements, please contact our sales office for pricing and assistance.

Specification code sample:

SN410 - CH

Model No.

Wood
finish code


Specification Codes:

Wood finish codes:


- Candlelight (CL)
- Cherry Blossom (CB)
- Chocolate (CH)
- Grenada (GR)
- Hard Rock Maple (HM)
- Mahogany (MA)
- Rustic Cherry (RC)
- Summer Flame (SF)

Noble Dining Chair

Different fabrics may be specified on the seat and on the back. In this case, use the higher grade of the two. No additional upcharge applies.

Description		Dimensions				
	Armless	Seat Width 22.5				
	Model No. SN400	Depth 22				
		Height 36				
		Seat Height 19				
		Com YD-Back: 0.75				
		Com YD-Seat: 0.50				
		Ship Weight 22				
		Cubic Feet 11				
COM						
	1	2	3	4	5	6
SN400	760	822	885	949	1008	1081

Options: • CAL 133 \$65.00/chair • Moisture barrier \$54.00/chair

Description		Dimensions				
	With arms	Width 23.5				
	Model No. SN410	Depth 22				
		Height 36				
		Seat Height 19				
		Arm Height 27				
		Com YD-Back: 0.75				
		Com YD-Seats: 0.50				
		Ship Weight 24				
		Cubic Feet 11				
COM						
	1	2	3	4	5	6
SN410	827	890	954	1019	1078	1151

Options: • CAL 133 \$65.00/chair • Moisture barrier \$54.00/chair

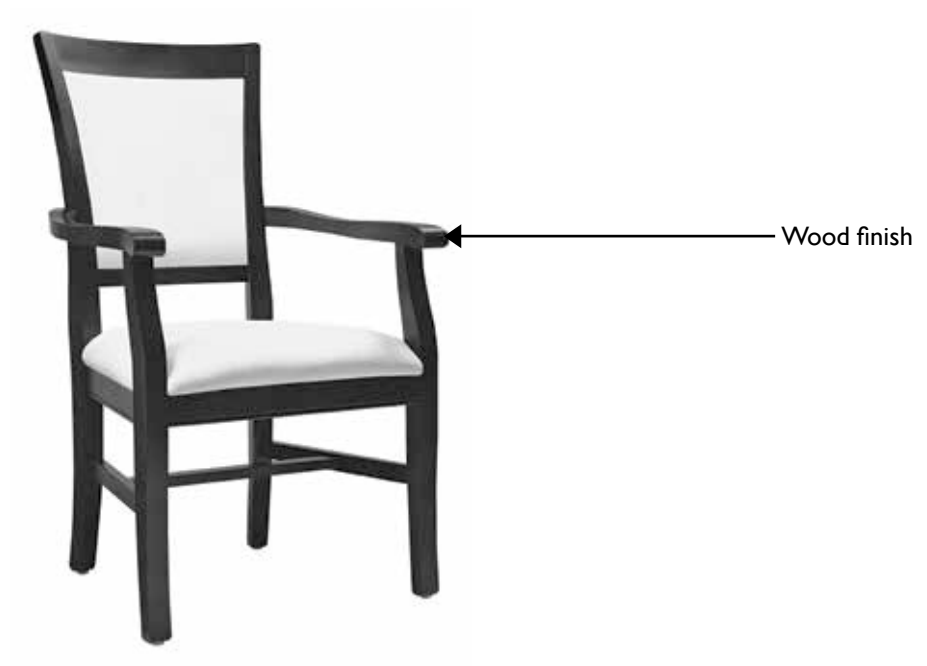


• Optional front leg wheels \$98.00 list

Champlain Dining Chair

Ordering Guide

When ordering Champlain Dining products, please specify the following information:



Specification codes must be added to unit Model No. as shown below.

Upholstery and additional options must be specified separately.

For connected seating requirements, please contact our sales office for pricing and assistance.

Specification code sample:

SC310 - CH

Model No.

Wood
finish code


Specification Codes:

Wood finish codes:


- Candlelight (CL)
- Cherry Blossom (CB)
- Chocolate (CH)
- Grenada (GR)
- Hard Rock Maple (HM)
- Mahogany (MA)
- Rustic Cherry (RC)
- Summer Flame (SF)

Champlain Dining Chair

Different fabrics may be specified on the seat and on the back. In this case, use the higher grade of the two. No additional upcharge applies.

Description		Dimensions				
	Armless	Seat Width 23.5				
	Model No. SC300	Depth 23.5				
		Height 39				
		Seat Height 18				
		Com YD-Back: 0.75				
		Com YD-Seat: 0.50				
		Ship Weight 16				
		Cubic Feet 13				
COM						
	1	2	3	4	5	6
SC300	845	906	969	1033	1098	1164

Options: • CAL 133 \$65.00/chair • Moisture barrier \$54.00/chair

Description		Dimensions				
	With arms	Width 24.5				
	Model No. SC310	Depth 23.5				
		Height 39				
		Seat Height 18				
		Arm Height 27				
		Com YD-Back: 0.75				
		Com YD-Seats: 0.50				
		Ship Weight 19				
		Cubic Feet 13				
		COM				
	1	2	3	4	5	6
SC310	912	974	1038	1103	1168	1235

Options: • CAL 133 \$65.00/chair • Moisture barrier \$54.00/chair

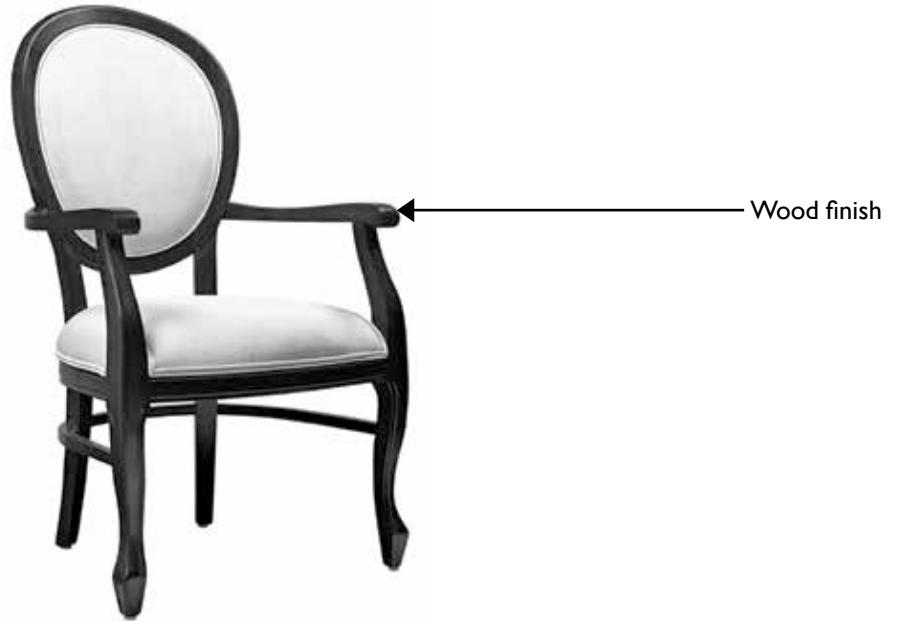


• Optional front leg wheels \$98.00 list

Taylor Dining Chair

Ordering Guide

When ordering Taylor Dining products, please specify the following information:



Specification codes must be added to unit Model No. as shown below.

Upholstery and additional options must be specified separately.

For connected seating requirements, please contact our sales office for pricing and assistance.

Specification code sample:

ST310 - CH

Model No.

Wood
finish code


Specification Codes:

Wood finish codes:


- Candlelight (CL)
- Cherry Blossom (CB)
- Chocolate (CH)
- Grenada (GR)
- Hard Rock Maple (HM)
- Mahogany (MA)
- Rustic Cherry (RC)
- Summer Flame (SF)

Taylor Dining Chair

Different fabrics may be specified on the seat and on the back. In this case, use the higher grade of the two. No additional upcharge applies.

Description		Dimensions					
	Armless	Seat Width: 20					
	Model No. ST300	Overall Height: 41.75					
		Seat Height: 20.5					
		Com YD-Back: 0.75					
		Com YD-Seat: 0.50					
		Cubic Feet 14					
COM							
	1	2	3	4	5	6	
ST300	848	909	969	1036	1101	1167	

Options: • CAL 133 \$65.00/chair • Moisture barrier \$54.00/chair

Description		Dimensions					
	With arms	Overall Height: 41.75					
	Model No. ST310	Seat Height: 20.5					
		Arm Height: 26.5					
		Width between Arms: 20					
		Com YD-Back: 0.75					
		Com YD-Seat: 0.50					
		Cubic Feet 14					
COM							
	1	2	3	4	5	6	
ST310	915	977	1038	1106	1171	1238	

Options: • CAL 133 \$65.00/chair • Moisture barrier \$54.00/chair

Ainsley Dining Chair

Ordering Guide

When ordering Ainsley Dining products, please specify the following information:



Specification codes must be added to unit Model No. as shown below.

Upholstery and additional options must be specified separately.

For connected seating requirements, please contact our sales office for pricing and assistance.

Specification code sample:

SA210 - CH

Model No.

Wood
finish code


Specification Codes:

Wood finish codes:


- Candlelight (CL)
- Cherry Blossom (CB)
- Chocolate (CH)
- Grenada (GR)
- Hard Rock Maple (HM)
- Mahogany (MA)
- Rustic Cherry (RC)
- Summer Flame (SF)

Ainsley Dining Chair

Different fabrics may be specified on the seat and on the back. In this case, use the higher grade of the two. No additional upcharge applies.

Description		Dimensions					
	Armless	Seat Width: 20					
	Model No. SA200	Overall Height: 37					
		Seat Height: 19					
		Com YD-Back: 0.75					
		Com YD-Seat: 0.50					
		Cubic Feet 13					
COM							
	1	2	3	4	5	6	
SA200	744	804	866	929	988	1058	

Options: • CAL 133 \$65.00/chair • Moisture barrier \$54.00/chair

Description		Dimensions					
	With arms	Overall Height: 37					
	Model No. SA210	Seat Height: 19					
		Arm Height: 25.5					
		Width between Arms: 20					
		Com YD-Back: 0.75					
		Com YD-Seat: 0.50					
		Cubic Feet 13					
COM		1	2	3	4	5	6
SA210	811	872	935	999	1058	1129	

Options: • CAL 133 \$65.00/chair • Moisture barrier \$54.00/chair

Dorset Dining Chair

Ordering Guide

When ordering Dorset Dining products, please specify the following information:



Specification codes must be added to unit Model No. as shown below.

Upholstery and additional options must be specified separately.

For connected seating requirements, please contact our sales office for pricing and assistance.

Specification code sample:

SD510 - CH

Model No.

Wood
finish code


Specification Codes:

Wood finish codes:


- Candlelight (CL)
- Cherry Blossom (CB)
- Chocolate (CH)
- Grenada (GR)
- Hard Rock Maple (HM)
- Mahogany (MA)
- Rustic Cherry (RC)
- Summer Flame (SF)

Dorset Dining Chair

Different fabrics may be specified on the seat and on the back. In this case, use the higher grade of the two. No additional upcharge applies.

Description		Dimensions				
	Armless					
	Model No. SD500					
		Seat Width: 19				
		Overall Height: 37				
		Seat Height: 19.5				
		Com YD-Back: 0.75				
		Com YD-Seat: 0.50				
		Cubic Feet 13				
	COM					
	1	2	3	4	5	6
SD500	805	866	929	992	1057	1122

Options: • CAL 133 \$65.00/chair • Moisture barrier \$54.00/chair

Description		Dimensions				
	With arms					
	Model No. SD510					
		Overall Height: 37				
		Seat Height: 19.5				
		Arm Height: 26				
		Width between Arms: 19				
		Com YD-Back: 0.75				
		Com YD-Seat: 0.50				
		Cubic Feet 13				
	COM					
	1	2	3	4	5	6
SD510	872	934	997	1062	1127	1193

Options: • CAL 133 \$65.00/chair • Moisture barrier \$54.00/chair

Behavioral Health Products



Construction Specifications



Steel seat pan adds weight and durability



All fasteners are tamper-resistant



No exposed staples



Clear, non-marring glides



Sled-base and H-base designs increase durability and safety



Optional closed arm panels available in upholstery or laminate



All joints are "metal-to-metal. No wood-screws, nails or glue



Clean-out space between seat and back




Non-removable seat and back cushions



Durable polyurethane arm increases comfort, durability and safety

Cassia Lounge Seating - For Behavioral Health Ordering Guide

When ordering Cassia Lounge BH seating products, please specify the following information:



Specification codes must be added to unit Model No. as shown below.

Upholstery and additional options must be specified separately.

Specification code sample:

CL100-BH - SS

Model No.

Powdercoat
finish code

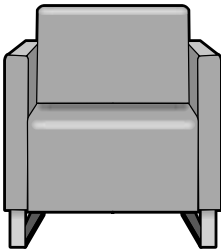
Specification Codes:

Standard powdercoat finish codes:

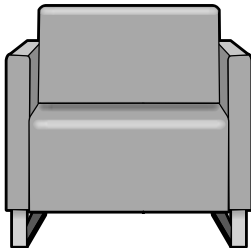
- Smooth Black (SB)
- Textured Black (TB)
- Textured Nickel (TN)
- Smooth Silver (SS)
- Gunmetal (GM)
- Metallic Beige (MB)

Cassia Lounge Seating For Behavioral Health

Different fabrics may be specified on the seat and on the back. In this case, use the higher grade of the two. No additional upcharge applies.

Description		Dimensions				
 <p>23" seat width</p>	Single seat - 23" seat width					Width 29.5
	Model No. CL100-BH					Depth 28
						Height 32
						Seat Height 18
						Seat Width 23
						Seat Depth 18
						Arm Height 26.5
						Com YD-Back: 1.5
						Com YD-Seat: 1.5
						Com YD-Arms: 3.5
					Weight 105	
					Cubic Feet 18	
COM						
	1	2	3	4	5	6
CL100-BH	1868	2125	2390	2662	2933	3212

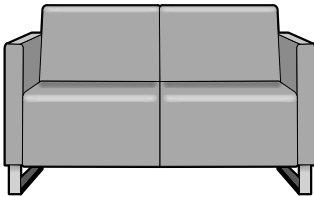
Options: • CAL 133 \$198.00 • Moisture barrier \$176.00 • Bolt to floor brackets \$85.00/set • Custom powdercoat finish on sled base \$250.00 set-up charge per order

Description		Dimensions				
 <p>33" seat width</p>	Single seat - 33" seat width					
	Model No. CL120-BH					
	Width 39.5					
	Depth 28					
	Height 32					
	Seat Height 18					
	Seat Width 33					
	Seat Depth 18					
	Arm Height 26.5					
	Com YD-Back: 1.75					
Com YD-Seat: 1.75						
Com YD-Arms: 3.5						
Weight 127						
Cubic Feet 23						
COM						
	1	2	3	4	5	6
CL120-BH	2166	2477	2794	3116	3441	3778

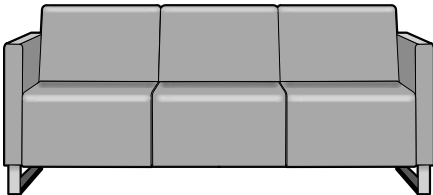
Options: • CAL 133 \$226.00 • Moisture barrier \$204.00 • Bolt to floor brackets \$85.00/set • Custom powdercoat finish on sled base \$250.00 set-up charge per order

Cassia Lounge Seating For Behavioral Health

Different fabrics may be specified on the seat and on the back. In this case, use the higher grade of the two. No additional upcharge applies.

Description		Dimensions					
 <p>46" seat width</p>	Two-seater	Width 52.5					
	Model No. CL200-BH	Depth 28					
		Height 32					
		Seat Height 18					
		Seat Width 46					
		Seat Depth 18					
		Arm Height 26.5					
		Com YD-Back: 3					
		Com YD-Seat: 3					
		Com YD-Arms: 3.5					
		Weight 170					
		Cubic Feet 30					
COM							
	1	2	3	4	5	6	
CL200-BH	2507	2878	3254	3638	4029	4426	


Options: • CAL 133 \$285.00 • Moisture barrier \$255.00 • Bolt to floor brackets \$85.00/set • Custom powdercoat finish on sled base \$250.00 set-up charge per order

Description		Dimensions					
 <p>69" seat width</p>	Three-seater	Width 75.5					
	Model No. CL300-BH	Depth 28					
		Height 32					
		Seat Height 18					
		Seat Width 69					
		Seat Depth 18					
		Arm Height 26.5					
		Com YD-Back: 4.5					
		Com YD-Seat: 4.5					
		Com YD-Arms: 3.5					
		Weight 233					
		Cubic Feet 43					
COM							
	1	2	3	4	5	6	
CL300-BH	3299	3776	4267	4765	5266	5782	

Options: • CAL 133 \$352.00 • Moisture barrier \$315.00 • Bolt to floor brackets \$85.00/set • Custom powdercoat finish on sled base \$250.00 set-up charge per order

Riviera Lounge Seating - For Behavioral Health Ordering Guide

When ordering Riviera BH seating products, please specify the following information:



Specification codes must be added to unit Model No. as shown below.

Upholstery and additional options must be specified separately.

For connected seating requirements, please contact our sales office for pricing and assistance.

Specification code sample:

SRL-100-BH - CH

Model No.

Leg
finish code

Specification Codes:

Leg finish codes:

Wood


- Candlelight (CL)
- Cherry Blossom (CB)
- Chocolate (CH)
- Grenada (GR)
- Hard Rock Maple (HM)
- Mahogany (MA)
- Rustic Cherry (RC)
- Summer Flame (SF)

Metal

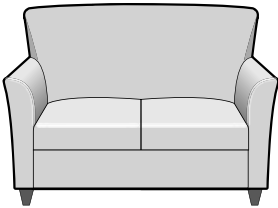
- Smooth Black (SB)
- Textured Black (TB)
- Textured Nickel (TN)
- Smooth Silver (SS)
- Gunmetal (GM)
- Metallic Beige (MB)

Riviera Lounge Seating For Behavioral Health

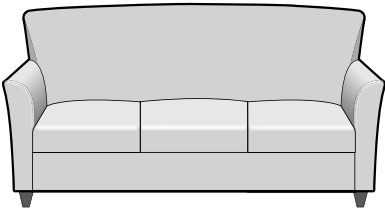
Different fabrics may be specified on the seat and on the back. In this case, use the higher grade of the two. No additional upcharge applies.

	Description					Dimensions
	Riviera lounge chair					Width 33
	Model No. SRL-100-BH					Depth 32
						Heigh 37.5
						Seat Height 18.5
						Seat Width 21
						Arm Height 28
						Com YD: 5.5
						Ship Weight 50
						Cubic Feet 25
	COM					
	1	2	3	4	5	6
SRL-100-BH	1886	2175	2463	2548	3041	3331

Options: • CAL 133 \$98.00 list • Moisture barrier \$85.00 • Powdercoated steel legs \$295.00 list

	Riviera two seat sofa					Width 54
	Model No. SRL-200-BH					Depth 32
						Heigh 37.5
						Seat Height 18.5
						Seat Width 42
						Arm Height 28
						Com YD: 8.5
						Ship Weight 78
						Cubic Feet 40
	COM					
	1	2	3	4	5	6
SRL-200-BH	2800	3247	3693	4140	4587	5035

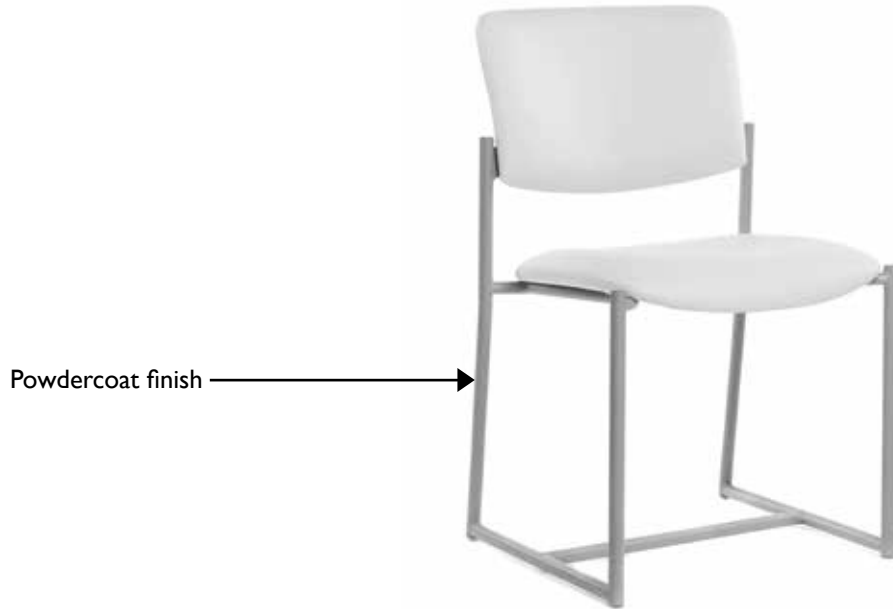
Options: • CAL 133 \$195.00 list • Moisture barrier \$180.00 • Powdercoated steel legs \$295.00 list

	Riviera three seat sofa					Width 75
	Model No. SRL-300-BH					Depth 32
						Heigh 37.5
						Seat Height 18.5
						Seat Width 63
						Arm Height 28
						Com YD: 10
						Ship Weight 95
						Cubic Feet 58
	COM					
	1	2	3	4	5	6
SRL-300-BH	3355	3879	4403	4928	5452	5977

Options: • CAL 133 \$295.00 list • Moisture barrier \$255.00 • Powdercoated steel legs \$295.00 list

Accent Seating Collection - For Behavioral Health Ordering Guide

When ordering Accent BH seating products, please specify the following information:



Specification codes must be added to unit Model No. as shown below.

Upholstery and additional options must be specified separately.

Specification code sample:

SA500-BH - SS

Model No.

Powdercoat
finish code


Specification Codes:

Standard powdercoat finish codes:

- Smooth Black (SB)
- Textured Black (TB)
- Textured Nickel (TN)
- Smooth Silver (SS)
- Gunmetal (GM)
- Metallic Beige (MB)

Accent Seating For Behavioral Health

Different fabrics may be specified on the seat and on the back. In this case, use the higher grade of the two. No additional upcharge applies.



Description

Heavy-Duty Chair
18.5" seat width
Model No. SA500-HD

Dimensions


Width 20
Depth 21
Height 32.5
Seat Height 18
Seat Width 18.5
Seat Depth 17
Com YD-Back: 0.5
Com YD-Seat: 0.5
Weight 37.5
Cubic Feet 17

COM

1 2 3 4 5 6

SA500-HD	587	629	675	719	765	812
----------	-----	-----	-----	-----	-----	-----

Options: • CAL 133 \$59.00/chair • Moisture barrier \$48.00/chair • Custom frame finish \$175.00 net per order



Description

Heavy-Duty Chair, with arms
18.5" seat width
Model No. SA510-HD

Dimensions

Width 20
Depth 21
Height 32.5
Seat Height 18
Seat Width 18.5
Seat Depth 17
Com YD-Back: 0.5
Com YD-Seat: 0.5
Weight 40.5
Cubic Feet 17

COM


1 2 3 4 5 6

SA510-HD	657	698	746	792	838	885
----------	-----	-----	-----	-----	-----	-----


Options: • CAL 133 \$59.00/chair • Moisture barrier \$48.00/chair • Custom frame finish \$175.00 net per order

Accent Seating For Behavioral Health

Different fabrics may be specified on the seat and on the back. In this case, use the higher grade of the two. No additional upcharge applies.

Description		Dimensions				
	Heavy-Duty Chair, Mid-size 22" seat width	Width 23.5				
	Model No. SA550-HD	Depth 21				
		Height 32.5				
		Seat Height 18				
		Seat Width 22				
		Seat Depth 17				
		Com YD-Back: 0.75				
		Com YD-Seat: 0.75				
		Weight 48				
		Cubic Feet 17				
COM						
	1	2	3	4	5	6
SA550-HD	726	788	851	915	979	1045

Options: • CAL 133 \$59.00/chair • Moisture barrier \$48.00/chair • Custom frame finish \$175.00 net per order

Description		Dimensions				
	Heavy-Duty Chair, Bariatric	Width 27.5				
	26" seat width	Depth 21				
	Model No. SA570-HD	Height 32.5				
		Seat Height 18				
		Seat Width 26				
		Seat Depth 17				
		Com YD-Back: 1				
		Com YD-Seat: 1				
		Weight 56.5				
		Cubic Feet 17				
COM						
	1	2	3	4	5	6
SA570-HD	828	924	1020	1119	1220	1321

Options: • CAL 133 \$59.00/chair • Moisture barrier \$48.00/chair • Custom frame finish \$175.00 net per order

Legend Seating Collection - For Behavioral Health Ordering Guide

When ordering Legend seating products, please specify the following information:



Specification codes must be added to unit Model No. as shown below.

Upholstery and additional options must be specified separately.

Specification code sample:

LHD-21-BH - SS - MA

Model No.

Frame finish

Arm style

Specification Codes:

Frame finish codes:

- Smooth Black (SB)
- Textured Black (TB)
- Textured Nickel (TN)
- Smooth Silver (SS)
- Gunmetal (GM)
- Metallic Beige (MB)

Arm codes:

Wood


- Candlelight (CL)
- Cherry Blossom (CB)
- Chocolate (CH)
- Grenada (GR)
- Hard Rock Maple (HM)
- Mahogany (MA)
- Rustic Cherry (RC)
- Summer Flame (SF)

Polyurethane

- Black (PB)
- Grey (PG)
- Taupe (PT)

Legend Seating For Behavioral Health


Different fabrics may be specified on the seat and on the back. In this case, use the higher grade of the two. No additional upcharge applies.

Description		Dimensions					
	Guest chair	Width 24.5					
	21" seat width	Depth 25.25					
	Model No. LHD-21-BH	Height 34.25					
		Seat Height 18					
		Seat Width 21					
		Seat Depth 19					
		Arm Height 26.5					
		Com YD-Back 1					
		Com YD-Seat 0.75					
		Com YD-Arms 1					
Cubic Feet 13							
Weight 50							
COM							
	1	2	3	4	5	6	
LHD-21	1217	1337	1464	1598	1728	1864	

Options: • CAL 133 \$98.00/seat • Moisture barrier \$85.00/seat • Urethane arm caps: no upcharge

• Solid Surface Arm Caps: Please contact Stance Customer Service for pricing • Bolt-to-floor brackets \$85.00/set • Custom frame finish \$250.00 net per order

Additional weight increments:	20 lbs: \$185.00	42 lbs: \$325.00	65 lbs: \$495.00
-------------------------------	------------------	------------------	------------------

Description		Dimensions					
	Guest chair	Width 27.5					
	24" seat width	Depth 25.25					
	Model No. LHD-24-BH	Height 34.25					
		Seat Height 18					
		Seat Width 24					
		Seat Depth 19					
		Arm Height 26.5					
		Com YD-Back 1					
		Com YD-Seat 0.75					
		Com YD-Arms 1					
Cubic Feet 15							
Weight 54							
COM							
	1	2	3	4	5	6	
LHD-24	1339	1476	1626	1773	1925	2066	

Options: • CAL 133 \$98.00/seat • Moisture barrier \$85.00/seat • Urethane arm caps: no upcharge


• Solid Surface Arm Caps: Please contact Stance Customer Service for pricing • Bolt-to-floor brackets \$85.00/set • Custom frame finish \$250.00 net per order

Additional weight increments:	20 lbs: \$185.00	42 lbs: \$325.00	65 lbs: \$495.00
-------------------------------	------------------	------------------	------------------

Legend Seating


For Behavioral Health

Different fabrics may be specified on the seat and on the back. In this case, use the higher grade of the two. No additional upcharge applies.

Description		Dimensions					
	Guest chair	Width 34.5					
	31" seat width	Depth 25.25					
	Model No. LHD-31-BH	Height 34.25					
		Seat Height 18					
		Seat Width 31					
		Seat Depth 19					
		Arm Height 26.5					
		Com YD-Back 1.75					
		Com YD-Seat 1.25					
		Com YD-Arms 1					
Ship Weight 54							
Cubic Feet 19							
Weight 65							
COM							
	1	2	3	4	5	6	
LHD-31	1564	1745	1930	2119	2311	2506	
Options: • CAL 133 \$98.00/seat • Moisture barrier \$85.00/seat • Urethane arm caps: no upcharge							
• Solid Surface Arm Caps: Please contact Stance Customer Service for pricing • Bolt-to-floor brackets \$85.00/set • Custom frame finish \$250.00 net per order							
Additional weight increments:	20 lbs: \$185.00		42 lbs: \$325.00		65 lbs: \$495.00		

Vista II Seating Collection - For Behavioral Health Ordering Guide

When ordering Vista II BH seating products, please specify the following information:



Specification codes must be added to unit Model No. as shown below.

Upholstery and additional options must be specified separately.

Specification code sample:

SV200HD-AL - SS

Model No.


Powdercoat
finish code

Specification Codes:


Standard powdercoat finish codes:

- Smooth Black (SB)
- Textured Black (TB)
- Textured Nickel (TN)
- Smooth Silver (SS)
- Gunmetal (GM)
- Metallic Beige (MB)


Vista II Seating For Behavioral Health

		Description				Dimensions	
		Heavy-Duty Chair, armless 4 post legs 18" seat width				Width 18	
		Model No. V2C118A				Depth 25.5	
		Chair weighs approximately 45 lbs.				Height 35	
						Seat Height 19	
						Com YD: 1.5	
							Cubic Feet 13
							Weight 45
	COM						
	1	2	3	4	5	6	
V2C118A	963	1028	1093	1161	1229	1298	

Options: • CAL 133 \$98.00/chair • Moisture barrier \$85.00/chair • Custom frame finish \$175.00 net per order


		Description				Dimensions	
		Heavy-Duty Chair, armless with sled base 18" seat width Model No. V2C118A-SL Chair weighs approximately 53 lbs.				Width 18 Depth 25.5 Height 35 Seat Height 19 Com YD: 1.5 Cubic Feet 13 Weight 53	
	COM						
	1	2	3	4	5	6	
V2C118A-SL	1018	1083	1151	1218	1288	1359	

Options: • CAL 133 \$98.00/chair • Moisture barrier \$85.00/chair • Custom frame finish \$175.00 net per order • Bolt-to-floor brackets \$85.00/set


		Description				Dimensions	
		Heavy-Duty Chair, with arms and sled base 18" seat width Model No. V2C118F-SL Chair weighs approximately 65 lbs.				Width 18 Depth 25.5 Height 35 Seat Height 19 Com YD: 1.5 Cubic Feet 13 Weight 65	
	COM						
	1	2	3	4	5	6	
V2C118F-SL	1018	1083	1151	1218	1288	1359	

Options: • CAL 133 \$98.00/chair • Moisture barrier \$85.00/chair • Custom frame finish \$175.00 net per order • Bolt-to-floor brackets \$85.00/set


Vista II Seating For Behavioral Health

	Description						Dimensions
	Heavy-Duty Chair, armless with 4 post legs 22" seat width Model No. SV260HD-AL Chair weighs approximately 49 lbs.						Width 23.5 Depth 25.5 Height 35 Seat Height 19 Com YD: 1.5 Cubic Feet 13 Weight 49
	COM	1	2	3	4	5	6
SV260HD-AL	991	1057	1122	1189	1258	1327	

Options: • CAL 133 \$98.00/chair • Moisture barrier \$85.00/chair • Custom frame finish \$175.00 net per order

	Description						Dimensions
	Heavy-Duty Chair, armless with sled base 22" seat width Model No. SV200HD-AL Chair weighs approximately 57 lbs.						Width 23.5 Depth 25.5 Height 35 Seat Height 19 Com YD: 1.5 Cubic Feet 13 Weight 57
	COM	1	2	3	4	5	6
SV200HD-AL	1027	1092	1158	1224	1292	1361	

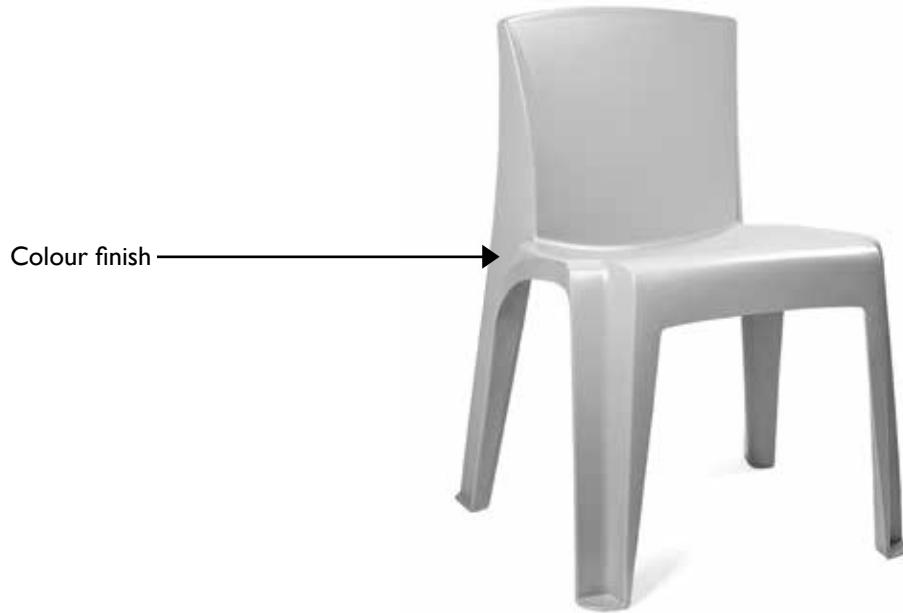
Options: • CAL 133 \$98.00/chair • Moisture barrier \$85.00/chair • Custom frame finish \$175.00 net per order • Bolt-to-floor brackets \$85.00/set

	Description						Dimensions
	Heavy-Duty Chair, with arms and sled base 22" seat width Model No. SV200HD-WA Chair weighs approximately 69 lbs.						Width 23.5 Depth 25.5 Height 35 Seat Height 19 Arm Height 26 Com YD: 1.5 Cubic Feet 13 Weight 69
	COM	1	2	3	4	5	6
SV200HD-WA	1111	1176	1243	1310	1380	1450	

Options: • CAL 133 \$98.00/chair • Moisture barrier \$85.00/chair • Custom frame finish \$175.00 net per order • Bolt-to-floor brackets \$85.00/set

Caliber Seating Collection - For Behavioral Health Ordering Guide

When ordering Caliber seating products, please specify the following information:



Specification codes must be added to unit Model No. as shown below.

Upholstery and additional options must be specified separately.

Specification code sample:

SC400 - FG

Model No.

Color code


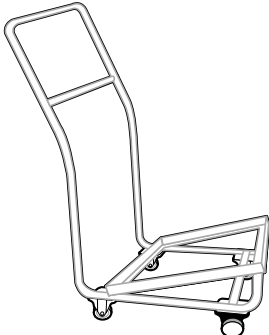
Specification Codes:

Color selection codes:

- Black (BK)
- Blue Gray (BG)
- Brown (BN)
- Buff (B)
- Fog Gray (FG)
- Green (GN)
- Plum (P)
- Slate Blue (SB)
- Teal (T)

Caliber Seating Collection

For Behavioral Health

	Description	Price	Dimensions
	Stacking chair Lightweight stacking chair Model No. SC400 * Add color to unit Model No. <ul style="list-style-type: none"> • Black (BK) • Buff (B) • Fog Gray (FG) • Teal (T) • Slate Blue (SB) • Plum (P) • Blue Gray (BG) • Green (GN) • Brown (BN) 	129	Width 18.5 Depth 17.5 Height 30 Seat Height 18.5 Ship Weight 8.25
	Chair dolly Optional chair dolly Model No. SC400-D	450	Width 18 Depth 30 Height 50 Ship Weight 30

Valiant Seating - For Behavioral Health Ordering Guide

When ordering Valiant seating products, please specify the following information:



Specification codes must be added to unit Model No. as shown below.

Upholstery and additional options must be specified separately.

Specification code sample:

VACI3IA - FG

Model No.

Color code


Specification Codes:


Color selection codes:

- Black (BK)
- Blue Gray (BG)
- Brown (BN)
- Green (GN)
- Slate Blue (SB)

Valiant Seating

For Behavioral Health

	Description	Price	Dimensions
	Valiant	873	Width 31
	Behavioral health lounge seating		Depth 32
	Model No. VAC131A		Height 33
	* Add color to unit Model No.		Seat Height 17
	• Black (BK)		Seat Width 31
	• Blue Gray (BG)		Ship Weight 38
	• Brown (BN)		
	• Green (GR)		
	• Slate Blue (SB)		

	Description	Price	Dimensions
	Valiant	942	Width 31
	Behavioral health lounge seating with rear ballast door for ability to add weight		Depth 32
	Model No. VAC131A-BD		Height 33
	* Add color to unit Model No.		Seat Height 17
	• Black (BK)		Seat Width 31
	• Blue Gray (BG)		Ship Weight 38
	• Brown (BN)		
	• Green (GR)		
	• Slate Blue (SB)		


Model No. will go as follows:

VAC131A-BK-BD

Color Ballast
door
option

Empire Seating - For Behavioral Health Ordering Guide

When ordering Empire seating products, please specify the following information:



Specification codes must be added to unit Model No. as shown below.

Upholstery and additional options must be specified separately.

Specification code sample:

EML I 19F - BK

Model No.


Color code


Specification Codes:

Color selection codes:

- Black (BK)
- Blue Gray (BG)
- Brown (BN)
- Green (GN)
- Slate Blue (SB)

Empire Seating For Behavioral Health

	Description	Price	Dimensions
	Empire Behavioral health lounge seating with arms	794	Width 24 Depth 21 Height 33 Seat Height 17 Seat Width 19 Ship Weight 30
	Model No. EML119F * Add color to unit Model No. <ul style="list-style-type: none">• Black (BK)• Blue Gray (BG)• Brown (BN)• Green (GR)• Slate Blue (SB)		

	Description	Price	Dimensions
	Empire Behavioral health lounge seating with arms and rear ballast door for ability to add weight	671	Width 24 Depth 21 Height 33 Seat Height 17 Seat Width 19 Ship Weight 30
	Model No. EML119F-BD * Add color to unit Model No. <ul style="list-style-type: none">• Black (BK)• Blue Gray (BG)• Brown (BN)• Green (GR)• Slate Blue (SB)		


Model No. will go as follows:


EML119F-BK-BD

Color Ballast
 door
 option

Empire Seating

For Behavioral Health

	Description	Price	Dimensions
	Empire Armless behavioral health lounge seating Model No. EML124A * Add color to unit Model No. <ul style="list-style-type: none">• Black (BK)• Blue Gray (BG)• Brown (BN)• Green (GR)• Slate Blue (SB)	642	Width 24 Depth 21 Height 33 Seat Height 15 Seat Width 24 Ship Weight 30

	Description	Price	Dimensions
	Empire Armless behavioral health lounge seating with rear ballast door for ability to add weight Model No. EML124A-BD * Add color to unit Model No. <ul style="list-style-type: none">• Black (BK)• Blue Gray (BG)• Brown (BN)• Green (GR)• Slate Blue (SB)	774	Width 24 Depth 21 Height 33 Seat Height 15 Seat Width 24 Ship Weight 30

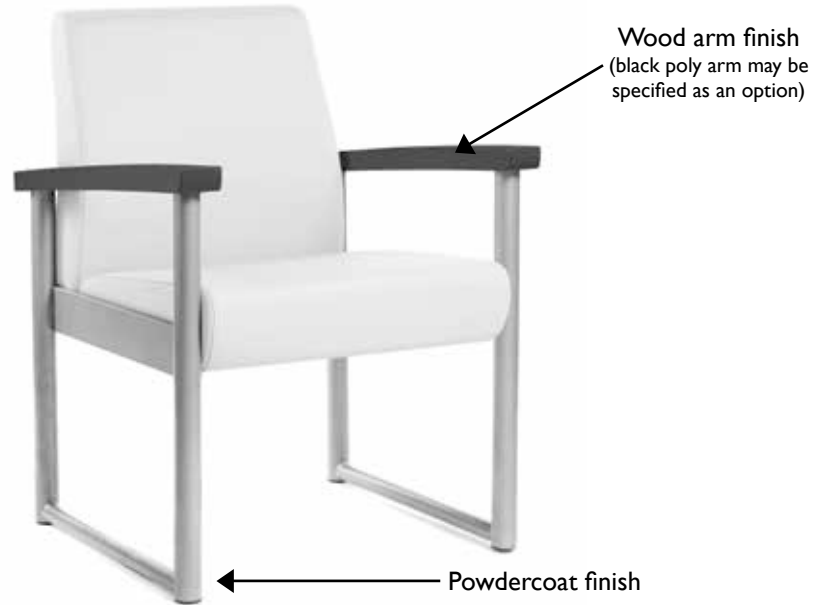
Model No. will go as follows:

EML124A-BK-BD

Color Ballast
 door
 option

Oasis Seating Collection - For Behavioral Health Ordering Guide

When ordering Oasis BH seating products, please specify the following information:



For connected seating requirements, please contact our sales office for pricing and assistance.

Specification codes must be added to unit Model No. as shown below.

Upholstery must be specified separately.

Specification code sample:

SW650IHD-OA - SS - CH

Model No.

Powdercoat
finish code

Wood
finish code

Specification Codes:

Woodgrain finish codes:


- Candlelight (CL)
- Cherry Blossom (CB)
- Chocolate (CH)
- Grenada (GR)
- Hard Rock Maple (HM)
- Mahogany (MA)
- Rustic Cherry (RC)
- Summer Flame (SF)

Powdercoat finish codes:

- Smooth Black (SB)
- Textured Black (TB)
- Textured Nickel (TN)
- Smooth Silver (SS)
- Gunmetal (GM)
- Metallic Beige (MB)


Oasis Seating For Behavioral Health

Different fabrics may be specified on the seat and on the back. In this case, use the higher grade of the two. No additional upcharge applies.

Description		Dimensions				
	Heavy-Duty Chair	Width 25.5				
	Open arms	Depth 27				
	Model No. SW6501HD-OA	Height 34.5				
	Closed arms	Seat Height 18.5				
	Model No. SW6501HD-CA	Seat Width 21				
		Seat Depth 19				
		Arm Height 26				
		Com YD-Back: 1.25				
		Com YD-Seats: 0.75				
		Com YD-Arms: 2				
		Cubic Feet 16				
		Weight open arms: 62				
		Weight closed arms: 83				
COM						
	1	2	3	4	5	6
SW6501HD-OA	1455	1533	1612	1694	1776	1859
SW6501HD-CA	1819	2012	2209	2409	2612	2819

Options: • Bolt-to-floor brackets \$85.00/set • CAL 133 \$98.00 • Moisture barrier \$85.00 • Custom frame finish \$250.00 net per order
• Polyurethane armcaps (available in black only) no upcharge

Additional weight increments:	20 lbs: \$185.00	42 lbs: \$325.00	65 lbs: \$495.00
--------------------------------------	------------------	------------------	------------------

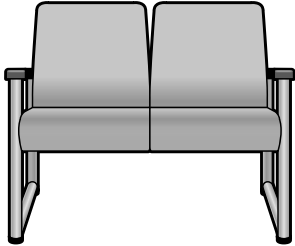
Description		Dimensions				
	Heavy-Duty Chair, Bariatric model	Width 35.5				
	Open arms	Depth 27				
	Model No. SW6508HD-OA	Height 34.5				
	Closed arms	Seat Height 18.5				
	Model No. SW6508HD-CA	Seat Width 31				
		Seat Depth 19				
		Arm Height 26				
		Com YD-Back: 1.5				
		Com YD-Seats: 1				
		Com YD-Arms: 2				
		Cubic Feet 21				
		Weight open arms: 93				
		Weight closed arms: 114				
COM						
	1	2	3	4	5	6
SW6508HD-OA	1857	1980	2104	2230	2359	2489
SW6508HD-CA	2222	2439	2661	2888	3117	3350

Options: • Bolt-to-floor brackets \$85.00/set • CAL 133 \$98.00 • Moisture barrier \$85.00 • Custom frame finish \$250.00 net per order
• Polyurethane armcaps (available in black only) no upcharge

Additional weight increments:	20 lbs: \$185.00	42 lbs: \$325.00	65 lbs: \$495.00
--------------------------------------	------------------	------------------	------------------

Oasis Seating For Behavioral Health

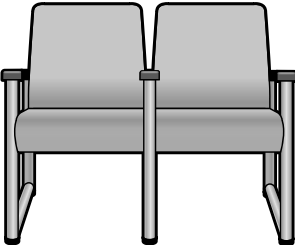
Different fabrics may be specified on the seat and on the back. In this case, use the higher grade of the two. No additional upcharge applies.

	Description	Dimensions
	Heavy-Duty 2 seater without intervening arm	Width 48.25
	Open arms	Depth 27
	Model No. SW6502HD-OA	Height 34.5
	Closed arms	Seat Height 18.5
	Model No. SW6502HD-CA	Seat Width 21
		Seat Depth 19
		Arm Height 26
		Com YD-Back: 2.5
		Com YD-Seats: 1.5
		Com YD-Arms: 3
		Cubic Feet 29
		Weight open arms: 82
		Weight closed arms: 103

	COM	1	2	3	4	5	6
SW6502HD-OA		2597	2776	2958	3143	3331	3521
SW6502HD-CA		3143	3480	3824	4174	4529	4891

Options: • Bolt-to-floor brackets \$85.00/set • CAL 133 \$196.00 • Moisture barrier \$170.00 • Custom frame finish \$250.00 net per order
• Polyurethane armcaps (available in black only) no upcharge

Additional weight increments:	40 lbs: \$370.00	84 lbs: \$650.00	130 lbs: \$990.00
--------------------------------------	------------------	------------------	-------------------

	Description	Dimensions
	Heavy-Duty 2 seater with intervening arm	Width 48.25
	Open arms	Depth 27
	Model No. SW6504HD-OA	Height 34.5
	Closed arms	Seat Height 18.5
	Model No. SW6504HD-CA	Seat Width 21
		Seat Depth 19
		Arm Height 26
		Com YD-Back: 2.5
		Com YD-Seats: 1.5
		Com YD-Arms: 3
		Cubic Feet 29
		Weight open arms: 107
		Weight closed arms: 128

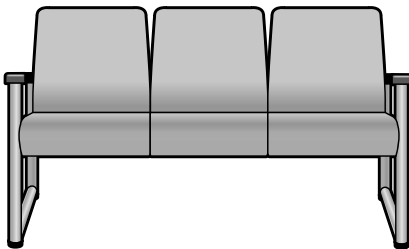
	COM	1	2	3	4	5	6
SW6504HD-OA		2597	2776	2958	3143	3331	3521
SW6504HD-CA		3143	3480	3824	4174	4529	4891

Options: • Bolt-to-floor brackets \$85.00/set • CAL 133 \$196.00/chair • Moisture barrier \$170.00 • Custom frame finish \$170.00
• Polyurethane armcaps (available in black only) no upcharge

Additional weight increments:	40 lbs: \$370.00	84 lbs: \$650.00	130 lbs: \$990.00
--------------------------------------	------------------	------------------	-------------------

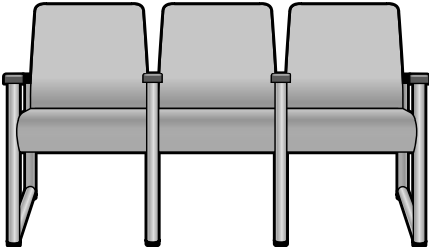
Oasis Seating For Behavioral Health

Different fabrics may be specified on the seat and on the back. In this case, use the higher grade of the two. No additional upcharge applies.

Description		Dimensions				
	Heavy-Duty 3 seater without intervening arms	Width 71				
	Open arms	Depth 27				
	Model No. SW6507HD-OA	Height 34.5				
	Closed arms	Seat Height 18.5				
	Model No. SW6507HD-CA	Seat Width 21				
		Seat Depth 19				
		Arm Height 26				
		Com YD-Back: 3.75				
		Com YD-Seats: 2.25				
		Com YD-Arms: 4				
	Cubic Feet 42					
	Weight open arms: 152					
	Weight closed arms: 172					
COM						
	1	2	3	4	5	6
SW6507HD-OA	3837	4093	4353	4618	4887	5161
SW6507HD-CA	4566	5048	5539	6040	6548	7064

Options: • Bolt-to-floor brackets \$85.00/set • CAL 133 \$294.00 • Moisture barrier \$255.00 • Custom frame finish \$250.00 net per order
• Polyurethane armcaps (available in black only) no upcharge

Additional weight increments:	60 lbs \$555.00	126 lbs: \$976.00	195 lbs: \$1485.00
--------------------------------------	-----------------	-------------------	--------------------

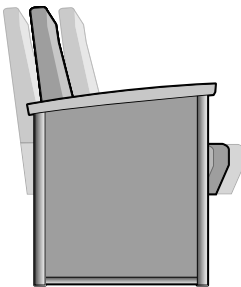
Description		Dimensions					
	Heavy-Duty 3 seater with intervening arms	Width 71					
	Open arms	Depth 27					
	Model No. SW6505HD-OA	Height 34.5					
	Closed arms	Seat Height 18.5					
	Model No. SW6505HD-CA	Seat Width 21					
		Seat Depth 19					
		Arm Height 26					
		Com YD-Back: 3.75					
		Com YD-Seats: 2.25					
		Com YD-Arms: 4					
		Cubic Feet 42					
		Weight open arms: 102					
		Weight closed arms: 123					
COM							
	1	2	3	4	5	6	
SW6505HD-OA	3837	4093	4353	4618	4887	5161	
SW6505HD-CA	4566	5048	5539	6040	6548	7064	

Options: • Bolt-to-floor brackets \$85.00/set • CAL 133 \$294.00 • Moisture barrier \$255.00 • Custom frame finish \$250.00 net per order
• Polyurethane armcaps (available in black only) no upcharge

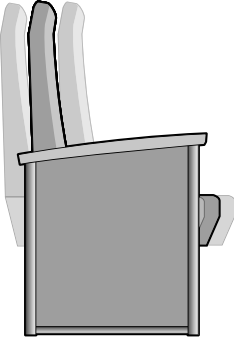
Additional weight increments:	60 lbs \$555.00	126 lbs: \$976.00	195 lbs: \$1485.00
--------------------------------------	-----------------	-------------------	--------------------

Oasis Glider Chair For Behavioral Health

Different fabrics may be specified on the seat and on the back. In this case, use the higher grade of the two. No additional upcharge applies.

Description		Dimensions					
	Heavy-Duty Glider, Mid-back	Width 25.5					
	Model No. SW6512HD-MB	Depth 27					
		Height 34.5					
		Seat Height 18.5					
		Seat Width 21					
		Seat Depth 19					
		Arm Height 26					
		Com YD-Back: 1.25					
		Com YD-Seats: 0.75					
		Com YD-Arms: 2					
		Cubic Feet 16					
		Weight 94					
COM							
	1	2	3	4	5	6	
SW6512HD-MB	2068	2263	2462	2663	2868	3077	


Options: • CAL 133 \$98.00/chair • Moisture barrier \$85.00/chair • Custom frame finish \$250.00 net per order • Polyurethane arm caps (available in black only): No upcharge

Description		Dimensions					
	Heavy-Duty Glider, High-back	Width 25.5					
	Model No. SW6512HD-HB	Depth 27					
		Height 44.5					
		Seat Height 18.5					
		Seat Width 21					
		Seat Depth 19					
		Arm Height 26					
		Com YD-Back: 1.75					
		Com YD-Seats: 0.75					
		Com YD-Arms: 2					
		Cubic Feet 19					
		Weight 98					
COM							
	1	2	3	4	5	6	
SW6512HD-HB	2244	2463	2685	2911	3141	3375	

Options: • CAL 133 \$98.00/chair • Moisture barrier \$85.00/chair • Custom frame finish \$250.00 net per order • Polyurethane arm caps (available in black only): No upcharge

Onward Seating Collection - For Behavioral Health Ordering Guide

When ordering Onward BH seating products, please specify the following information:



For connected seating requirements, please contact our sales office for pricing and assistance.

Specification codes must be added to unit Model No. as shown below.

Upholstery must be specified separately.

Specification code sample:

ONG2IHD - SF

Model No.

Wood
finish code


Specification Codes:

Woodgrain finish codes:

- Candlelight (CL)
- Cherry Blossom (CB)
- Chocolate (CH)
- Grenada (GR)
- Hard Rock Maple (HM)
- Mahogany (MA)
- Rustic Cherry (RC)
- Summer Flame (SF)

Onward Seating For Behavioral Health

Different fabrics may be specified on the seat and on the back. In this case, use the higher grade of the two. No additional upcharge applies.



*Shown with optional polyurethane arm caps

Description

Heavy-Duty Guest Chair

Model No. ONG21HD

Chair weighs approximately 50 lbs. Please contact customer service if you require additional weight.

Dimensions

Width 24.5
Depth 25
Height 34.25
Seat Height 18.5
Seat Width 21
Arm Height 26.5
Com YD-Back: 1.25
Com YD-Seat: 0.75
Com YD-Arms: 1
Cubic Feet 13

COM

1

2

3

4

5

6

ONG21HD

1233

1364


1501

1640

1781

1924

Options: • CAL 133 \$98.00/seat • Moisture barrier \$85.00/seat • Urethane arm caps \$135.00 list/pair



*Shown with optional polyurethane arm caps

Description

Heavy-Duty Chair, Bariatric model

Model No. ONB31HD

Chair weighs approximately 52 lbs. Please contact customer service if you require additional weight.

Dimensions

Width 34.5
Depth 25
Height 34.25
Seat Height 18.5
Seat Width 31
Arm Height 26.5
Com YD-Back: 1.75
Com YD-Seat: 1.25
Com YD-Arms: 1
Cubic Feet 19

COM

1

2

3

4

5

6

ONB31HD

1609

1784

1966

2150


2339

2533

Options: • CAL 133 \$98.00/seat • Moisture barrier \$85.00/seat • Urethane arm caps \$135.00 list/pair


Onward Seating For Behavioral Health

Different fabrics may be specified on the seat and on the back. In this case, use the higher grade of the two. No additional upcharge applies.

Description		Dimensions					
 <p>*Shown with optional polyurethane arm caps</p>	Heavy-Duty 2 seater						
	Model No. ON221F-HD						
		Width 47.5					
		Depth 25					
		Height 34.25					
		Seat Height 18.5					
		Seat Width 21					
		Arm Height 26.5					
		Com YD-Backs: 2.5					
		Com YD-Seats: 1.5					
	Com YD-Arms: 1						
	Cubic Feet 26						
COM							
	1	2	3	4	5	6	
ON221F-HD	2181	2381	2607	2842	3076	3312	

Onward Lounge Seating - For Behavioral Health Ordering Guide

When ordering Onward Lounge BH seating products, please specify the following information:



Specification codes must be added to unit Model No. as shown below.

Upholstery and additional options must be specified separately.

For connected seating requirements, please contact our sales office for pricing and assistance.

Specification code sample:

ONL121F-BH - CH

Model No.

Wood
finish code

*Add -PA for optional polyurethane arm cap

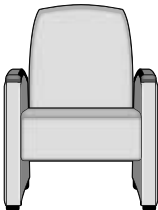
Specification Codes:

Wood finish codes:

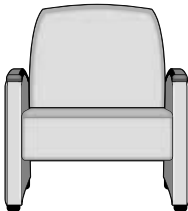
- Candlelight (CL)
- Cherry Blossom (CB)
- Chocolate (CH)
- Grenada (GR)
- Hard Rock Maple (HM)
- Mahogany (MA)
- Rustic Cherry (RC)
- Summer Flame (SF)

Onward Lounge Seating For Behavioral Health

Different fabrics may be specified on the seat and on the back. In this case, use the higher grade of the two. No additional upcharge applies.

Description		Dimensions				
 <p>*Shown with optional wood arm caps</p>	Heavy-Duty Lounge Chair					Width 24.5
	Part No. ONL121F-BH					Height 34.25
	Add back shape code to model number:					Seat Height 18.5
	<ul style="list-style-type: none">• Square Back (-SQ)• Round Back (-RB)					Seat Width 21
						Seat Depth 19
						Arm Height 26.5
						Com YD-Back: 1.25
						Com YD-Seat: 0.75
						Com YD-Arms: 3
						Weight 68
					Cubic Feet 13	
COM						
	1	2	3	4	5	6
ONL121F-BH	1785	1998	2215	2436	2661	2889

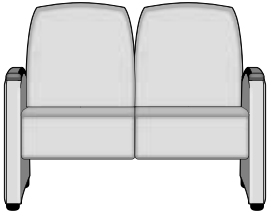
Options: • CAL 133 \$195.00 list • Moisture barrier \$160.00 list • Clean-out gap between chair arm and seat cushion \$95.00 list
• Wood arm caps \$149.00 list/pair • Polyurethane arm caps \$130.00 list/pair • Solid Surface Arm Caps: Please contact Stance Customer Service for pricing

Description		Dimensions					
 <p>*Shown with optional wood arm caps</p>	Heavy-Duty Lounge Chair, Bariatric model 31" seat width		Width 34.5 Height 34.25 Seat Height 18.5 Seat Width 31 Seat Depth 19 Arm Height 26.5				
	Part No. ONL131F-BH		Com YD-Back: 1.75				
	Add back shape code to model number:		Com YD-Seat: 1.25				
	<ul style="list-style-type: none">• Square Back (-SQ)• Round Back (-RB)		Com YD-Arms: 3				
			Weight 82				
		Cubic Feet 19					
COM							
	1	2	3	4	5	6	
ONL131F-BH	2146	2414	2687	2965	3248	3535	

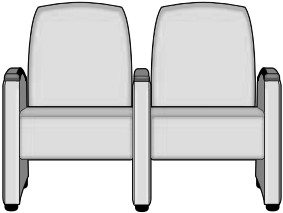
Options: • CAL 133 \$195.00 list • Moisture barrier \$160.00 list • Clean-out gap between chair arm and seat cushion \$95.00 list
• Wood arm caps \$149.00 list/pair • Polyurethane arm caps \$130.00 list/pair • Solid Surface Arm Caps: Please contact Stance Customer Service for pricing

Onward Lounge Seating For Behavioral Health

Different fabrics may be specified on the seat and on the back. In this case, use the higher grade of the two. No additional upcharge applies.

	Description						Dimensions
 <p>*Shown with optional wood arm caps</p>	Heavy-Duty Lounge, Two-seat span (no center arm)						Width 45.5
	Part No. ONL221N-BH Add back shape code to model number: <ul style="list-style-type: none"> • Square Back (-SQ) • Round Back (-RB) 						Height 34.25 Seat Height 18.5 Seat Width 21 Seat Depth 19 Arm Height 26.5 Com YD-Backs: 2.5 Com YD-Seats: 1.5 Com YD-Arms: 3 Weight 106 Cubic Feet 26
	COM						
	1	2	3	4	5	6	
ONL221N-BH	2494	2796	3104	3418	3737	4061	

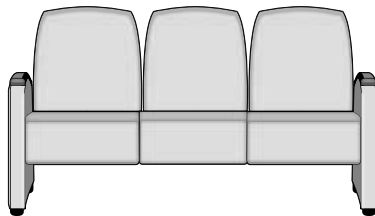
Options: • CAL 133 \$240.00 list • Moisture barrier \$210.00 list • Clean-out gap between chair arm and seat cushion \$95.00 list
 • Wood arm caps \$149.00 list/pair • Polyurethane arm caps \$130 list/pair • Solid Surface Arm Caps: Please contact Stance Customer Service for pricing

	Description						Dimensions
 <p>*Shown with optional wood arm caps</p>	Heavy-Duty Lounge, Two-seat span with intervening arm						Width 47.5
	Part No. ONL221F-BH Add back shape code to model number: <ul style="list-style-type: none"> • Square Back (-SQ) • Round Back (-RB) 						Height 34.25 Seat Height 18.5 Seat Width 21 Seat Depth 19 Arm Height 26.5 Com YD-Backs: 2.5 Com YD-Seats: 1.5 Com YD-Arms: 4.5 Weight 120 Cubic Feet 26
	COM						
	1	2	3	4	5	6	
ONL221F-BH	2978	3352	3732	4118	4511	4911	

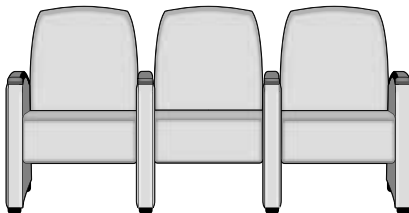
Options: • CAL 133 \$240.00 list • Moisture barrier \$210.00 list • Clean-out gap between chair arm and seat cushion \$95.00 list
 • Wood arm caps \$225.00 list/set of 3 • Polyurethane arm caps \$195.00 list/set of 3 • Solid Surface Arm Caps: Please contact Stance Customer Service for pricing

Onward Lounge Seating For Behavioral Health

Different fabrics may be specified on the seat and on the back. In this case, use the higher grade of the two. No additional upcharge applies.

Description		Dimensions				
 <p>*Shown with optional wood arm caps</p>	Heavy-Duty Lounge, Three-seat span (no center arm)	Width 67				
	Part No. ONL321N-BH	Height 34.25				
	Add back shape code to model number:	Seat Height 18.5				
	<ul style="list-style-type: none">• Square Back (-SQ)• Round Back (-RB)	Seat Width 21				
		Seat Depth 19				
		Arm Height 26.5				
		Com YD-Backs: 3.75				
		Com YD-Seats: 2.25				
		Com YD-Arms: 3				
		Weight 140				
		Cubic Feet 40				
COM						
	1	2	3	4	5	6
ONL321N-BH	3466	3865	4270	4683	5103	5530

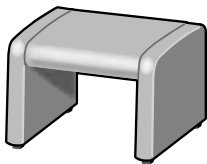
Options: • CAL 133 \$295.00 list • Moisture barrier \$265.00 list • Clean-out gap between chair arm and seat cushion \$95.00 list
 • Wood arm caps \$149.00 list/pair • Polyurethane arm caps \$130.00 list/pair • Solid Surface Arm Caps: Please contact Stance Customer Service for pricing

Description		Dimensions					
 <p>*Shown with optional wood arm caps</p>	Heavy-Duty Lounge, Three-seat span with intervening arm	Width 70					
	Part No. ONL321F-BH	Height 34.25					
	Add back shape code to model number:	Seat Height 18.5					
	<ul style="list-style-type: none">• Square Back (-SQ)• Round Back (-RB)	Seat Width 21					
		Seat Depth 19					
		Arm Height 26.5					
		Com YD-Backs: 3.75					
		Com YD-Seats: 2.25					
		Com YD-Arms: 6					
		Weight 165					
		Cubic Feet 42					
COM							
	1	2	3	4	5	6	
ONL321F-BH	4280	4794	5316	5849	6390	6940	

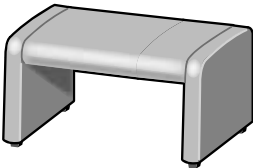
Options: • CAL 133 \$295.00 list • Moisture barrier \$265.00 list • Clean-out gap between chair arm and seat cushion \$95.00 list
 • Wood arm caps \$298.00 list/set of 4 • Polyurethane arm caps \$260.00 list/set of 4 • Solid Surface Arm Caps: Please contact Stance Customer Service for pricing

Onward Bench Seating For Behavioral Health

Different fabrics may be specified on the seat and on the arms. In this case, use the higher grade of the two. No additional upcharge applies.

Description		Dimensions				
	Onward BH Bench 21"	Width 26.5				
	Part No. OLB121-BH	Depth 27.5				
		Height 18.75				
		Com YD 3				
		Weight 71.5				
		Cubic Feet 8				
COM						
	1	2	3	4	5	6
OLB121-BH	1209	1317	1428	1540	1655	1771

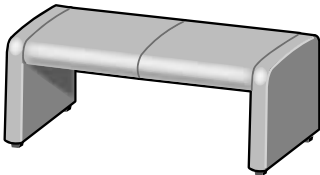
Options: • CAL 133 \$75.00 list • Moisture barrier \$65.00 list

Description		Dimensions				
	Onward BH Bench 31"					
	Part No. OLB131-BH					
		Width 36.5				
		Depth 27.5				
		Height 18.75				
		Com YD 3.5				
		Weight 81				
		Cubic Feet 11				
	COM					
	1	2	3	4	5	6
OLB131-BH	1508	1661	1818	1979	2139	2304

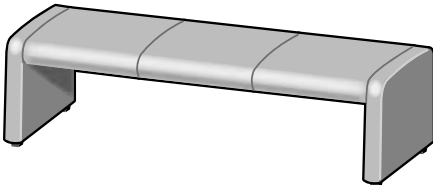
Options: • CAL 133 \$90.00 list • Moisture barrier \$80.00 list

Onward Bench Seating For Behavioral Health

Different fabrics may be specified on the seat and on the arms. In this case, use the higher grade of the two. No additional upcharge applies.

Description		Dimensions				
	Onward BH Bench 42"	Width 47.5				
	Part No. OLB221-BH	Depth 27.5				
		Height 18.75				
		Com YD 4				
		Weight 92.5				
		Cubic Feet 14				
COM						
	1	2	3	4	5	6
OLB221-BH	1724	1913	2105	2301	2499	2702


Options: • CAL 133 \$125.00 list • Moisture barrier \$110.00 list

Description		Dimensions				
	Onward BH Bench 63"	Width 68.5				
	Part No. OLB321-BH	Depth 27.5				
		Height 18.75				
		Com YD 5				
		Weight 113.5				
		Cubic Feet 20.5				
	COM					
	1	2	3	4	5	6
OLB321-BH	2412	2632	2852	3075	3303	3529

Options: • CAL 133 \$150.00 list • Moisture barrier \$125.00 list

Behavioral Health Case Goods

Construction Specifications



Inset pull reinforced to withstand pressure



Piano hinge increases safety and durability



Wardrobe features sloped top to eliminate concealment



Bed features optional restraint loops



Non-removable drawers

Additional Features:

- No hinges, pulls or rods to which anything could be tied or looped around
- Optional bolt to floor or wall capability
- All joints reinforced with double-dowel construction
- Platform bed features double-wall construction
- Steel drawer boxes

Fortress Series Case Goods - For Behavioral Health Ordering Guide

When ordering Fortress BH series case goods, please specify the following information:



Wood finish

Specification codes must be added to unit Model No. as shown below.
Additional options must be specified separately.

Specification code sample:

SF I 20 - SF

Model No.

Wood finish code





Specification Codes:

Woodgrain finish codes:

- Candlelight (CL)
- Cherry Blossom (CB)
- Chocolate (CH)
- Grenada (GR)
- Hard Rock Maple (HM)
- Mahogany (MA)
- Rustic Cherry (RC)
- Summer Flame (SF)

Fortress Behavioral Health Series

Standard sizes shown. Custom sizes and configurations available upon request. Call for pricing.

	Description	Price	Dimensions
	Bedside Table 3 drawers Model No. SF120	1046	Width 19 Depth 17.5 Height 30 Cubic Feet 7
	Bedside Table open fixed shelves Model No. SF130	831	Width 19 Depth 17.5 Height 30 Cubic Feet 7
	Dresser 3 drawers Model No. SF200	1259	Width 32 Depth 18 Height 30 Cubic Feet 12
	Dresser Open fixed shelves Model No. SF205	1036	Width 32 Depth 18 Height 30 Cubic Feet 12

Top edge styles:







3mm PVC edge
Standard, no up-charge



Rounded maple edge, add \$185.00 list
(Bedside, dresser and single wardrobe)

Fortress Behavioral Health Series

Standard sizes shown. Custom sizes and configurations available upon request. Call for pricing.

	Description	Price	Dimensions
	Chest 4 drawers Model No. SF210	1506	Width 32 Depth 18 Height 38 Cubic Feet 42
	Chest Open fixed shelves Model No. SF215	1223	Width 32 Depth 18 Height 38 Cubic Feet 42
	Single Wardrobe interior shelf with J-Bar Model No. SF330-L (hinged at left when facing unit) Model No. SF330-R (hinged at right when facing unit)	2159	Width 24 Depth 23 Height 73 Cubic Feet 25
	Single Wardrobe open fixed shelves Model No. SF340	1707	Width 24 Depth 23 Height 73 Cubic Feet 25

Top edge styles:






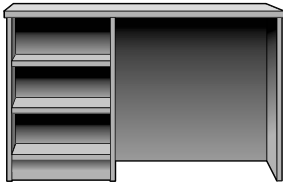

3mm PVC edge
Standard, no up-charge



Rounded maple edge, add \$185.00 list
(Bedside, dresser and single wardrobe)

Fortress Behavioral Health Series

Standard sizes shown. Custom sizes and configurations available upon request. Call for pricing.

	Description	Price	Dimensions
	Double Wardrobe interior shelf with J-Bar Model No. SF300	2671	Width 36 Depth 23 Height 73 Cubic Feet 38
	Double Wardrobe open fixed shelves w/center divider Model No. SF310	2510	Width 36 Depth 23 Height 73 Cubic Feet 38
	Desk 3 drawer pedestal Model No. SF400-L (hinged at left when facing unit) Model No. SF400-R (hinged at right when facing unit)	1517	Width 47 Depth 18 Height 30 Cubic Feet 17
	Desk open fixed shelves Model No. SF410-L (hinged at left when facing unit) Model No. SF410-R (hinged at right when facing unit)	1280	Width 47 Depth 18 Height 30 Cubic Feet 17
	Platform Bed no storage Model No. SF500	2077	Width 81.5 Depth 37.5 Height 15 Cubic Feet 32
	Behavioral Health Mattress Tear-resistant, non-removable cover	1316	Width 80 Depth 36 Height 7 Cubic Feet 15

Bed Options:



- Stainless steel deck tie downs
(4 per side) \$570.00
- Bed will be 3" wider when tie-downs
are specified

Top edge styles:



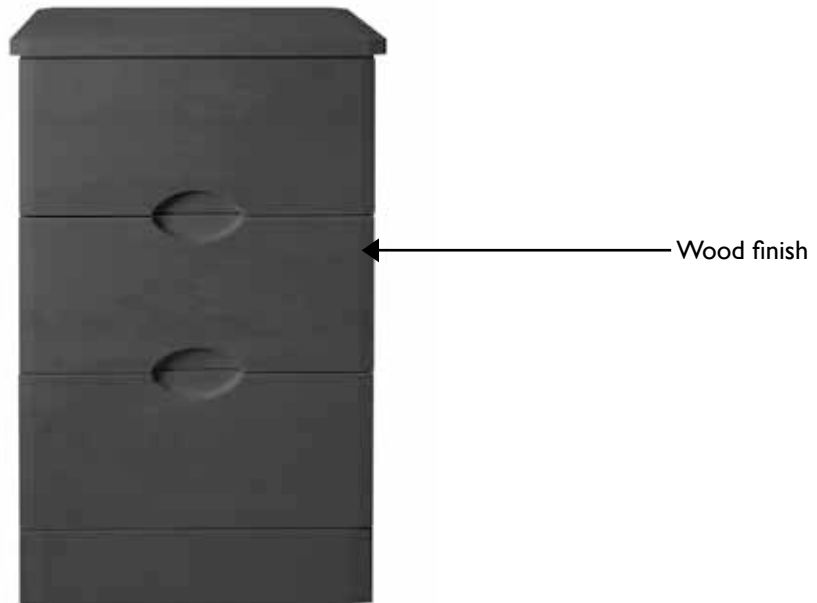
3mm PVC edge
Standard, no up-charge



Rounded maple edge, add \$495.00 list
(Double wardrobes and desks)

Liberty Series Case Goods - For Behavioral Health Ordering Guide

When ordering Liberty BH series case goods, please specify the following information:



Specification codes must be added to unit Model No. as shown below.
Additional options must be specified separately.

Specification code sample:

SLI20 - CH

Model No.

Wood finish code

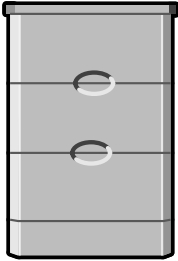

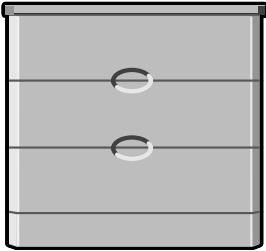

Specification Codes:

Woodgrain finish codes:

- Candlelight (CL)
- Cherry Blossom (CB)
- Chocolate (CH)
- Grenada (GR)
- Hard Rock Maple (HM)
- Mahogany (MA)
- Rustic Cherry (RC)
- Summer Flame (SF)

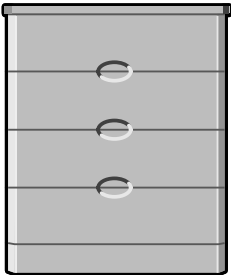

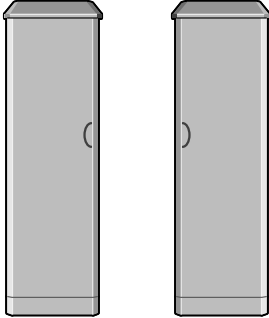

Liberty Behavioral Health Series

Standard sizes shown. Custom sizes and configurations available upon request. Call for pricing.

	Description	Price	Dimensions
	Bedside Table 3 drawers Model No. SL120	1098	Width 19 Depth 17.5 Height 30 Cubic Feet 7
	Bedside Table open fixed shelves Model No. SL130	854	Width 19 Depth 17.5 Height 30 Cubic Feet 7
	Dresser 3 drawers Model No. SL200	1408	Width 32 Depth 18 Height 30 Cubic Feet 12
	Dresser Open fixed shelves Model No. SL205	1141	Width 32 Depth 18 Height 30 Cubic Feet 12



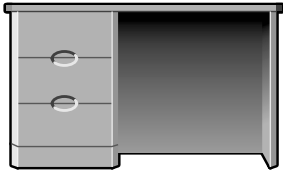


Liberty Behavioral Health Series

Standard sizes shown. Custom sizes and configurations available upon request. Call for pricing.

	Description	Price	Dimensions
	Chest 4 drawers Model No. SL210	1586	Width 32 Depth 18 Height 38 Cubic Feet 42
	Chest Open fixed shelves Model No. SL215	1262	Width 32 Depth 18 Height 38 Cubic Feet 42
	Single Wardrobe interior shelf with J-Bar Model No. SL330-L (hinged at left when facing unit) Model No. SL330-R (hinged at right when facing unit)	2267	Width 24 Depth 23 Height 73 Cubic Feet 25
	Single Wardrobe open fixed shelves Model No. SL340	1851	Width 24 Depth 23 Height 73 Cubic Feet 25

Liberty Behavioral Health Series

Standard sizes shown. Custom sizes and configurations available upon request. Call for pricing.

	Description	Price	Dimensions
	Double Wardrobe interior shelf with J-Bar Model No. SL300	2780	Width 36 Depth 23 Height 73 Cubic Feet 38
	Double Wardrobe open fixed shelves w/center divider Model No. SL310	2594	Width 36 Depth 23 Height 73 Cubic Feet 38
	Desk 3 drawer pedestal Model No. SL400-L (hinged at left when facing unit) Model No. SL400-R (hinged at right when facing unit)	1576	Width 47 Depth 18 Height 30 Cubic Feet 17
	Desk open fixed shelves Model No. SL410-L (hinged at left when facing unit) Model No. SL410-R (hinged at right when facing unit)	1321	Width 47 Depth 18 Height 30 Cubic Feet 17
	Platform Bed no storage Model No. SL500	2077	Width 81.5 Depth 37.5 Height 15 Cubic Feet 32
	Behavioral Health Mattress Tear-resistant, non-removable cover	1316	Width 80 Depth 36 Height 7 Cubic Feet 15

Bed Options:



- Stainless steel deck tie downs
(4 per side) \$570.00
- Bed will be 3" wider when tie-downs
are specified

Fusion Series Case Goods - For Behavioral Health Ordering Guide

When ordering Fusion BH series case goods, please specify the following information:



Specification codes must be added to unit Model No. as shown below.

Upholstery and additional options must be specified separately.

Specification code sample:

SF700 - BN

Model No.

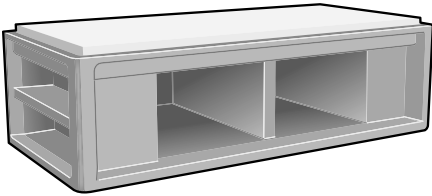
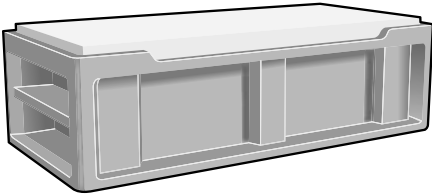
Color code

Specification Codes:

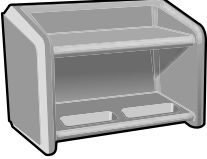



Color selection codes:

- Black (BK)
- Blue Gray (BG)
- Brown (BN)
- Green (GN)
- Slate Blue (SB)
- Sand (SD)


Fusion Behavioral Health Case Goods

	Description	Price	Dimensions
	<p>Platform Bed</p> <p>Model No. SF7601</p> <p>End shelving for open storage of personal items.</p> <p>Molded side slots for provide increased storage and structural span strength. Bed can be reverse-mounted to eliminate storage feature.</p> <p>Can be bolted to the floor via concealed pilot holes with hardware of your choice.</p> <p>Designed for use with 30" x 75" mattress.</p>	2881	<p>Width 35</p> <p>Depth 81</p> <p>Height 21</p> <p>Ship Weight 120</p> <p>Cubic Feet 37</p>
	<p>Mattress for Fusion Bed</p> <p>Model No. SF3075</p> <p>30 x 75 Mattress for Fusion Bed</p>	1238	<p>Width 30</p> <p>Depth 75</p> <p>Ship Weight 35</p> <p>Cubic Feet 13</p>
	<p>Platform Bed 2.0</p> <p>Model No. SF7801</p> <p>End shelving for open storage of personal items.</p> <p>Angled lowered side rail for easier entry and exit.</p> <p>Can be bolted to the floor via concealed pilot holes with hardware of your choice.</p> <p>Designed for use with 36" x 80" mattress.</p> <p>Options:</p> <p>Side slots for additional storage</p>	<p>3108</p> <p>115</p>	<p>Width 42</p> <p>Depth 86</p> <p>Height 24</p> <p>Ship Weight 140</p> <p>Cubic Feet 53</p>
	<p>Bed Riser (For Platform Bed 2.0)</p> <p>The Fusion Bed Riser is designed to be combined with the Fusion 2.0 Bed for increased bed height for easier patient care, easier patient entry and exit, as well as allowing for mechanical lift device use.</p> <p>Bolts to bed through existing mounting holes.</p> <p>Can be easily weighed down with sand on site.</p> <p>Can be bolted to the floor via concealed pilot holes with hardware of your choice.</p>	1974	<p>Width 42</p> <p>Depth 86</p> <p>Height 10.25</p> <p>Ship Weight 70</p> <p>Cubic Feet 24</p>
	<p>Mattress for Fusion Bed 2.0</p> <p>Model No. SF3680</p> <p>36 x 80 Mattress for Fusion Bed 2.0</p>	1290	<p>Width 36</p> <p>Depth 80</p> <p>Ship Weight 38</p> <p>Cubic Feet 14</p>

Fusion Behavioral Health Case Goods

	Description	Price	Dimensions
	<p>Wall Shelf</p> <p>Model No. SF7604</p> <p>Shelving for open storage of personal items.</p> <p>Bolt to the wall via concealed pilot holes with hardware of your choice.</p>	736	<p>Width 35</p> <p>Depth 15</p> <p>Height 24</p> <p>Ship Weight 20</p> <p>Cubic Feet 10</p>
	<p>4 Shelf Wall Mount Unit</p> <p>Model No. SF7101</p> <p>Shelving for open storage of personal items.</p> <p>Bolt to the wall via concealed pilot holes with hardware of your choice.</p>	1441	<p>Width 25</p> <p>Depth 14</p> <p>Height 49</p> <p>Ship Weight 48</p> <p>Cubic Feet 13</p>
	<p>Night Stand</p> <p>Model No. SF7602</p> <p>Bedside storage of personal items.</p> <p>Can be bolted to the wall via concealed pilot holes with hardware of your choice.</p>	829	<p>Width 21</p> <p>Depth 18</p> <p>Height 22</p> <p>Ship Weight 26.5</p> <p>Cubic Feet 7</p>
	<p>Open Chest</p> <p>Model No. SF7201</p> <p>Molded in shelving for open storage of personal items.</p> <p>Can be bolted to the wall via concealed pilot holes with hardware of your choice.</p>	1333	<p>Width 30</p> <p>Depth 18</p> <p>Height 42</p> <p>Ship Weight 53</p> <p>Cubic Feet 16</p>

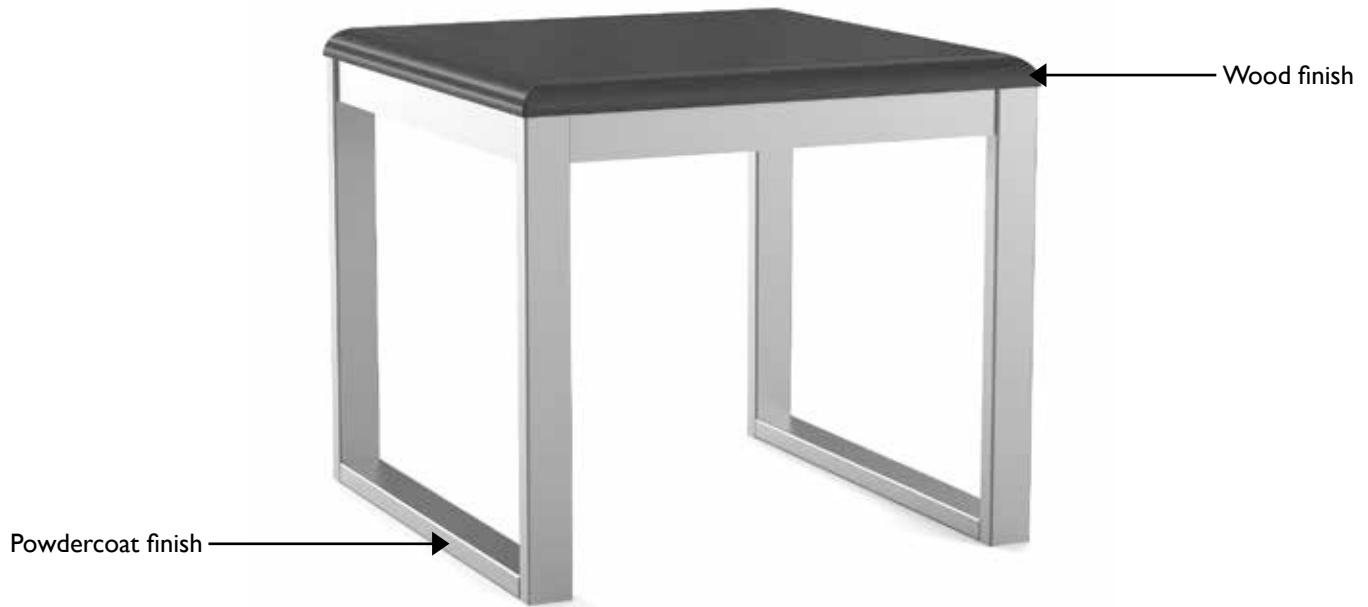
Fusion Behavioral Health Case Goods

	Description	Price	Dimensions
	Wall Mount Desk	1702	Width 36
	Model No. SF7605 Bolt to the wall via concealed pilot holes with hardware of your choice.		Depth 24 Height 29 Ship Weight 35 Cubic Feet 17

Behavioral Health Tables

Ordering Guide

When ordering Behavioral Health table products, please specify the following information:



For connected seating requirements, please contact our sales office for pricing and assistance.

Specification codes must be added to unit Model No. as shown below.

Upholstery must be specified separately.

Specification code sample:

LTF-1818-16-BH - SS - MA

Model No.

Powdercoat
finish code

Wood
finish code

Specification Codes:

Woodgrain finish codes:


- Candlelight (CL)
- Cherry Blossom (CB)
- Chocolate (CH)
- Grenada (GR)
- Hard Rock Maple (HM)
- Mahogany (MA)
- Rustic Cherry (RC)
- Summer Flame (SF)

Powdercoat finish codes:

- Smooth Black (SB)
- Textured Black (TB)
- Textured Nickel (TN)
- Smooth Silver (SS)
- Gunmetal (GM)
- Metallic Beige (MB)


Behavioral Health Tables

Cassia



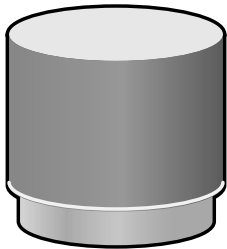
Square/Rectangular Tables								
Model No.	Width	Depth	Height	Thermoformed Top (T)	Solid Surface Top (S) Level 1 Level 2		Ship Weight	Cubic Feet
CFT-1824-16-BH	18	24	16	931	1142	1446	30	4
CFT-2424-16-BH	24	24	16	976	1315	1662	34	5
CFT-2430-16-BH	24	30	16	1021	1515	1959	37	6.5
CFT-2436-16-BH	24	36	16	1063	1674	2207	41	8
CFT-2442-16-BH	24	42	16	1139	1834	2450	45	9

Legend



Square/Rectangular Tables								
Model No.	Width	Depth	Height	Thermoformed Top (T)	Solid Surface Top (S) Level 1 Level 2		Ship Weight	Cubic Feet
LTF-1818-16-BH	18	18	16	891	1087	1369	24	2
LTF-1830-16-BH	18	30	16	1118	1378	1845	33	3
LTF-1842-16-BH	18	42	16	1350	1656	2313	42	4

Heavy-Duty Drum Tables



Model No.	Size	Height	Price	Ship Weight	Cubic Feet
DRT-20D-15-BH-H	20 Dia.	15"	1641	72.5	3.5
DRT-20D-20-BH-H	20 Dia.	20"	1923	78	5
DRT-24D-15-BH-H	24 Dia.	15"	1836	82.5	5
DRT-24D-20-BH-H	24 Dia.	20"	2283	88	7

Behavioral Health Tables

- Standard sizes shown. Many other sizes available upon request

Trumpet Base

Heavy-Duty Table with weighted trumpet base. Standard 29" height



Model No.	Top Size	Price	Ship Weight	Ships
HD-TB-24D	24 Dia.	1151	98	Assembled
HD-TB-30D	30 Dia.	1241	108	Assembled
HD-TB-36D	36 Dia.	1481	118	Assembled
HD-TB-42D	42 Dia.	1801	132	Assembled
HD-TB-3030	30 x 30	1076	109	Assembled
HD-TB-3636	36 x 36	1229	120	Assembled

Disc Base

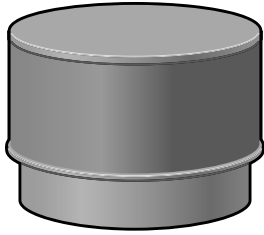
Heavy-Duty Table with weighted disc base. Standard 29" height




Model No.	Top Size	Price	Ship Weight	Ships
HD-DB-24D	24 Dia.	1284	103	Unassembled
HD-DB-30D	30 Dia.	1375	113	Unassembled
HD-DB-36D	36 Dia.	1614	123	Unassembled
HD-DB-42D	42 Dia.	1934	137	Unassembled
HD-DB-3030	30 x 30	1211	114	Unassembled
HD-DB-3636	36 x 36	1363	125	Unassembled

Resilia Drum Tables

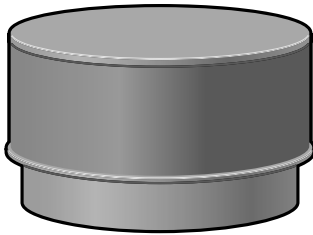
Heavy Duty Drum Tables Surfaced With Marmoleum™



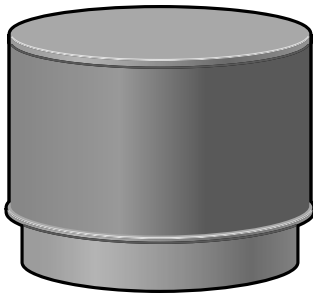
Model No.	Size	Height	Price	Weight	Cubic Feet
REDT20D15	20	15	1770	77	4



Model No.	Size	Height	Price	Weight	Cubic Feet
REDT20D20	20	20	2038	83	5



Model No.	Size	Height	Price	Weight	Cubic Feet
REDT24D15	24	15	1974	87	5























Model No.	Size	Height	Price	Weight	Cubic Feet
REDT24D20	24	20	2421	93	7

Stance Healthcare Finishes

Wood/Laminate/Thermofoil Finishes

							
Hardrock Maple (HM)	Candlelight (CL)	Rustic Cherry (RC)	Summer Flame (SF)	Mahogany (MA)	Cherry Blossom (CB)	Grenada (GR)	Chocolate (CH)







Solid Surface Finishes - Level 1

									
Neo White	White	Hydra	Aqueous	Ivory	Metal Grey	Silverstone	Navajo	Ricecookie	Mist
									
Goldbrown	Dijon Beige	Light Brown	Sandbank	Amber	Ginger Bread	Shasta	Brook Chase	Yuri Grey	Eclipse

Solid Surface Finishes - Level 2

									
Seafoam	Witch Hazel	Whipped Cream	Clam Shell	Sandalwood	Tumbleweed	Ecru	Saffron	Hickory Smoke	Aztec Gold
									
Burled Beach	Sand Storm	Hazelnut	Desert	Riverbed	Sonora	Basil	Thyme	Allspice	Sorrel
									
Earth	Sagebrush	Jasmine	Rosemary	Arrowroot	Rain Cloud	Juniper	Stardust	Mineral	Moonlit Sea
									
Elderberry	Natural Gray	Milky Way	Lava Rock	Deep Inkwell	Deep Lapis	Smoky Pearl	Deep Terrain		

Powdercoat Finishes (standard)

					
Smooth Black	Textured Black	Textured Nickel	Smooth Silver	Gunmetal	Metallic Beige



STANCE | HEALTHCARE

45 Goodrich Drive, Kitchener, Ontario N2C 0B8
tel 1.877.395.2623 fax 1.877.395.6270 web stancehealthcare.com



GSA Contract No.
GS-27F-0015W