

Note: For Oak Shelving, place "OAK" at end of catalog #. For Maple, place "MAP" at end of catalog #.

Glass Door Shelving

Each unit has sliding 1/4" thick laminated glass doors to protect shelved items. A solid back and door lock ensures safe storage. Door pulls are provided. Doors slide smoothly in aluminum tracks at top and bottom. Wood shelves are 9"D.



Catalog No.	Description	H x W x D	Wt. (lbs.)	Oak Price	Maple Price
4 Adjustable Shelves, 1 Fixed Shelf and 1 Base Shelf					
CL1-950-C00	S/F Starter	82" x 37-3/16" x 12"	290	\$6,348	\$6,666
CL2-950-C00	S/F Adder	82" x 36-3/16" x 12"	260	\$5,577	\$5,856


82"H Wood Shelves



4 Adjustable Shelves and 1 Base Shelf

CL1-885-C00	S/F Starter	72" x 37-3/16" x 12"	270	\$5,839	\$6,132
CL2-885-C00	S/F Adder	72" x 36-3/16" x 12"	240	\$5,131	\$5,387

72"H Wood Shelves



4 Adjustable Shelves and 1 Base Shelf

CL1-954-C00	S/F Starter	60-1/2" x 37-3/16" x 12"	230	\$5,371	\$5,641
CL2-954-C00	S/F Adder	60-1/2" x 36-3/16" x 12"	200	\$4,763	\$5,001

60-1/2"H Wood Shelves



Please specify Wood Finish (Table 1). Details can be found on page GEN 4.

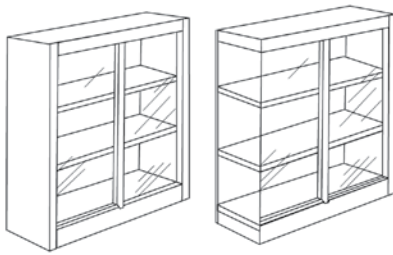
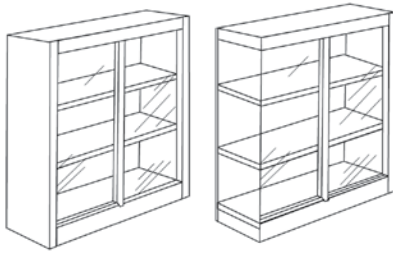


For details regarding Clip & Strip Shelving, Sub Tops or Individual HPL Tops, please reference the Modifications & Up Charges Section located on page MOD 8.

Note: For Oak Shelving, place "OAK" at end of catalog #. For Maple, place "MAP" at end of catalog #.



Glass Door Shelving

Each unit has sliding 1/4" thick laminated glass doors to protect shelved items. A solid back and door lock ensures safe storage. Door pulls are provided. Doors slide smoothly in aluminum tracks at top and bottom. Wood shelves are 9"D.

	Catalog No.	Description	H x W x D	Wt. (lbs.)	Oak Price	Maple Price
48"H Wood Shelves	<u>2 Adjustable Shelves and 1 Base Shelf</u>					
	CL1-955-C00	S/F Starter	48" x 37-3/16" x 12"	200	\$4,829	\$5,070
	CL2-955-C00	S/F Adder	48" x 36-3/16" x 12"	160	\$4,295	\$4,510
42"H Wood Shelves	<u>2 Adjustable Shelves and 1 Base Shelf</u>					
	CL1-680-C00	S/F Starter	42" x 37-3/16" x 12"	180	\$4,285	\$4,501
	CL2-680-C00	S/F Adder	42" x 36-3/16" x 12"	140	\$3,834	\$4,027
36"H Wood Shelves	<u>2 Adjustable Shelves and 1 Base Shelf</u>					
	CL1-723-C00	S/F Starter	36" x 37-3/16" x 12"	160	\$3,742	\$3,957
	CL2-723-C00	S/F Adder	36" x 36-3/16" x 12"	120	\$3,374	\$3,566
30"H Wood Shelves	<u>1 Adjustable Shelf and 1 Base Shelf</u>					
	CL1-745-C00	S/F Starter	30" x 37-3/16" x 12"	140	\$3,261	\$3,476
	CL2-745-C00	S/F Adder	30" x 36-3/16" x 12"	100	\$2,893	\$3,085

Please specify Wood Finish (Table 1). Details can be found on page GEN 4.

For details regarding Clip & Strip Shelving, Sub Tops or Individual HPL Tops, please reference the Modifications & Up Charges Section located on page MOD 8.

Note: For Oak Shelving, place "OAK" at end of catalog #. For Maple, place "MAP" at end of catalog #.


Glass Door Shelving

Each unit has sliding 1/4" thick laminated glass doors to protect shelved items. A solid back and door lock ensures safe storage. Door pulls are provided. Doors slide smoothly in aluminum tracks at top and bottom. Wood shelves are 9"D.



Catalog No.	Description	H x W x D	Wt. (lbs.)	Oak Price	Maple Price
4 Adjustable Shelves, 1 Fixed Shelf and 1 Base Shelf					
CL1-690-C00	D/F Starter	82" x 37-3/16" x 24"	551	\$10,896	\$11,441
CL2-690-C00	D/F Adder	82" x 36-3/16" x 24"	494	\$10,349	\$10,867

82"H Wood Shelves



4 Adjustable Shelves and 1 Base Shelf

CL1-886-C00	D/F Starter	72" x 37-3/16" x 24"	513	\$9,806	\$10,295
CL2-886-C00	D/F Adder	72" x 36-3/16" x 24"	456	\$9,314	\$9,779

72"H Wood Shelves



4 Adjustable Shelves and 1 Base Shelf

CL1-691-C00	D/F Starter	60-1/2" x 37-3/16" x 24"	437	\$8,873	\$9,316
CL2-691-C00	D/F Adder	60-1/2" x 36-3/16" x 24"	380	\$8,368	\$8,787

60-1/2"H Wood Shelves







Please specify Wood Finish (Table 1). Details can be found on page GEN 4.
For details regarding Clip & Strip Shelving, Sub Tops or Individual HPL Tops, please reference the Modifications & Up Charges Section located on page MOD 8.

Note: For Oak Shelving, place "OAK" at end of catalog #. For Maple, place "MAP" at end of catalog #.



Glass Door Shelving

Each unit has sliding 1/4" thick laminated glass doors to protect shelved items. A solid back and door lock ensures safe storage. Door pulls are provided. Doors slide smoothly in aluminum tracks at top and bottom. Wood shelves are 9"D.

	Catalog No.	Description	H x W x D	Wt. (lbs.)	Oak Price	Maple Price
48"H Wood Shelves	<u>2 Adjustable Shelves and 1 Base Shelf per Side</u>					
	CL1-682-C00	D/F Starter	48" x 37-3/16" x 24"	380	\$8,152	\$8,559
	CL2-682-C00	D/F Adder	48" x 36-3/16" x 24"	304	\$7,811	\$8,201
42"H Wood Shelves	<u>2 Adjustable Shelves and 1 Base Shelf per Side</u>					
	CL1-681-C00	D/F Starter	42" x 37-3/16" x 24"	342	\$7,307	\$7,673
	CL2-681-C00	D/F Adder	42" x 36-3/16" x 24"	266	\$6,997	\$7,347
36"H Wood Shelves	<u>2 Adjustable Shelves and 1 Base Shelf per Side</u>					
	CL1-724-C00	D/F Starter	36" x 37-3/16" x 24"	304	\$6,461	\$6,827
	CL2-724-C00	D/F Adder	36" x 36-3/16" x 24"	228	\$6,184	\$6,534
30"H Wood Shelves	<u>1 Adjustable Shelf and 1 Base Shelf per Side</u>					
	CL1-746-C00	D/F Starter	30" x 37-3/16" x 24"	264	\$5,619	\$5,985
	CL2-746-C00	D/F Adder	30" x 36-3/16" x 24"	188	\$5,343	\$5,693


Please specify Wood Finish (Table 1). Details can be found on page GEN 4.

For details regarding Clip & Strip Shelving, Sub Tops or Individual HPL Tops, please reference the Modifications & Up Charges Section located on page MOD 8.

Note: For Oak Shelving, place "OAK" at end of catalog #. For Maple, place "MAP" at end of catalog #.

Periodical Display Shelving

Periodical Display Shelves are 13"H with a 3/4"H retaining lip. The display shelves are adjustable on a pin and hole system but they do not tilt. Each sloping display shelf has a 13-3/4"H clear display area.

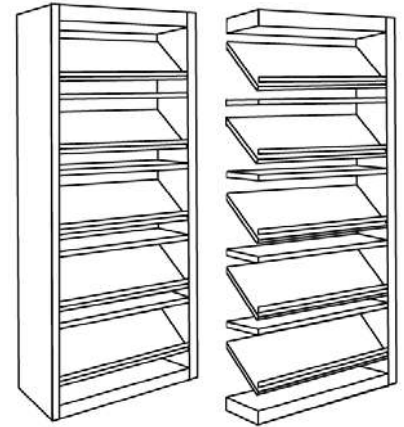


Catalog No.	Description	H x W x D	Wt. (lbs.)	Oak Price	Maple Price
-------------	-------------	-----------	------------	-----------	-------------

5 Sloping Shelves, 4 Flat Shelves (1 Fixed Shelf) and 1 Base Shelf

CL1-918-C00	S/F Starter	82" x 37-3/16" x 12"	120	\$2,416	\$2,537
CL2-918-C00	S/F Adder	82" x 36-3/16" x 12"	100	\$1,838	\$1,929

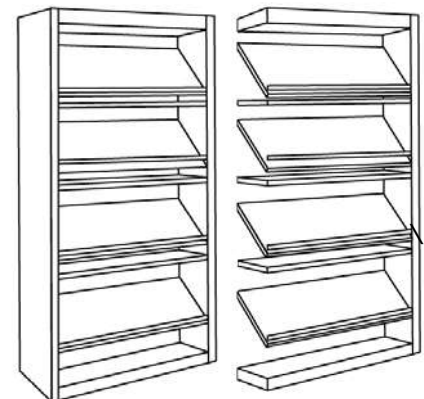
82"H Wood Periodical Display Shelves



4 Sloping Shelves, 3 Flat Shelves and 1 Base Shelf

CL1-875-C00	S/F Starter	72" x 37-3/16" x 12"	114	\$2,096	\$2,201
CL2-875-C00	S/F Adder	72" x 36-3/16" x 12"	95	\$1,568	\$1,647


72"H Wood Periodical Display Shelves



3 Sloping Shelves, 2 Flat Shelves and 1 Base Shelf

CL1-920-C00	S/F Starter	60-1/2" x 37-3/16" x 12"	105	\$1,772	\$1,861
CL2-920-C00	S/F Adder	60-1/2" x 36-3/16" x 12"	90	\$1,299	\$1,364


60-1/2"H Wood Periodical Display Shelves



Please specify Wood Finish (Table 1). Details can be found on page GEN 4.
For details regarding Clip & Strip Shelving, Sub Tops or Individual HPL Tops, please reference
the Modifications & Up Charges Section located on page MOD 8.

Note: Shelving Backs and Partitions are sold separately and are located in the Shelving Accessories Section on pages CLA 49 and CLA 50.


Note: For Oak Shelving, place "OAK" at end of catalog #. For Maple, place "MAP" at end of catalog #.



Periodical Display Shelving

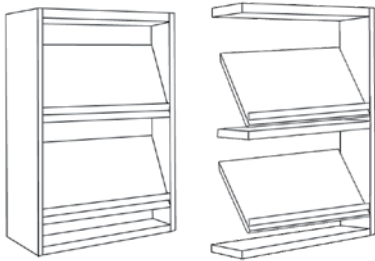
Periodical Display Shelves are 13"H with a 3/4"H retaining lip. The display shelves are adjustable on a pin and hole system but they do not tilt. Each sloping display shelf has a 13-3/4"H clear display area.

48"H Wood Periodical Display Shelves



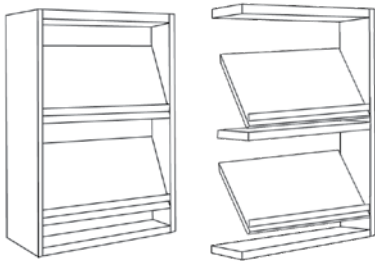
Catalog No.	Description	H x W x D	Wt. (lbs.)	Oak Price	Maple Price
<u>2 Sloping Shelves, 1 Flat Shelf and 1 Base Shelf</u>					
CL1-919-C00	S/F Starter	48" x 37-3/16" x 12"	90	\$1,552	\$1,628
CL2-919-C00	S/F Adder	48" x 36-3/16" x 12"	80	\$1,198	\$1,258

42"H Wood Periodical Display Shelves



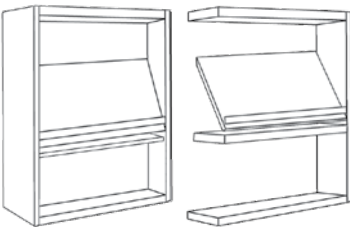
<u>2 Sloping Shelves, 1 Flat Shelf and 1 Base Shelf</u>					
CL1-921-C00	S/F Starter	42" x 37-3/16" x 12"	80	\$1,339	\$1,406
CL2-921-C00	S/F Adder	42" x 36-3/16" x 12"	70	\$1,098	\$1,152

36"H Wood Periodical Display Shelves



<u>2 Sloping Shelves, 1 Flat Shelf and 1 Base Shelf</u>					
CL1-719-C00	S/F Starter	36" x 37-3/16" x 12"	70	\$1,126	\$1,193
CL2-719-C00	S/F Adder	36" x 36-3/16" x 12"	60	\$998	\$1,052

30"H Wood Periodical Display Shelves



<u>1 Sloping Shelf, 1 Flat Shelf and 1 Base Shelf</u>					
CL1-741-C00	S/F Starter	30" x 37-3/16" x 12"	60	\$933	\$1,001
CL2-741-C00	S/F Adder	30" x 36-3/16" x 12"	50	\$806	\$860

Please specify Wood Finish (Table 1). Details can be found on page GEN 4.


For details regarding Clip & Strip Shelving, Sub Tops or Individual HPL Tops, please reference the Modifications & Up Charges Section located on page MOD 8.

Note: Shelving Backs and Partitions are sold separately and are located in the Shelving Accessories Section on pages CLA 49 and CLA 50.

Note: For Oak Shelving, place "OAK" at end of catalog #. For Maple, place "MAP" at end of catalog #.

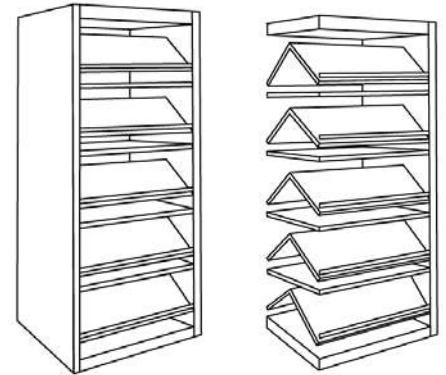
Periodical Display Shelving

Periodical Display Shelves are 13"H with a 3/4"H retaining lip. The display shelves are adjustable on a pin and hole system but they do not tilt. Each sloping display shelf has a 13-3/4"H clear display area.



Catalog No.	Description	H x W x D	Wt. (lbs.)	Oak Price	Maple Price
<u>5 Sloping Shelves, 4 Flat Shelves (1 Fixed Shelf) and 1 Base Shelf per Side</u>					
CL1-922-C00	D/F Starter	82" x 37-3/16" x 24"	230	\$4,383	\$4,602
CL2-922-C00	D/F Adder	82" x 36-3/16" x 24"	194	\$3,690	\$3,875

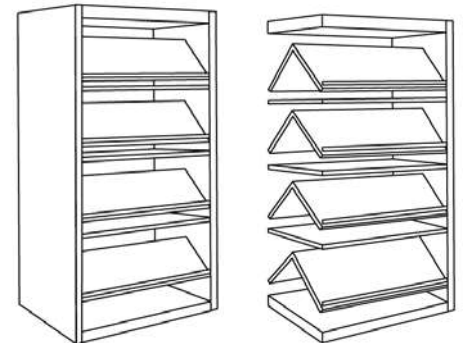
82"H Wood Periodical Display Shelves



4 Sloping Shelves, 3 Flat Shelves and 1 Base Shelf per Side

CL1-876-C00	D/F Starter	72" x 37-3/16" x 24"	210	\$3,988	\$4,188
CL2-876-C00	D/F Adder	72" x 36-3/16" x 24"	180	\$3,359	\$3,526

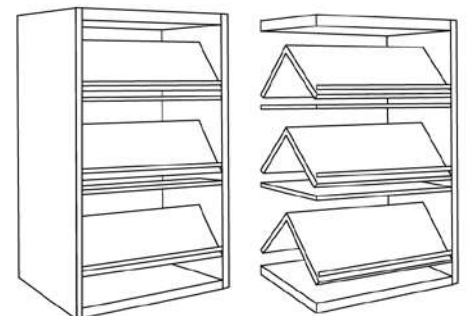
72"H Wood Periodical Display Shelves



3 Sloping Shelves, 2 Flat Shelves and 1 Base Shelf per Side

CL1-923-C00	D/F Starter	60-1/2" x 37-3/16" x 24"	185	\$3,156	\$3,314
CL2-923-C00	D/F Adder	60-1/2" x 36-3/16" x 24"	157	\$2,478	\$2,601


60-1/2"H Wood Periodical Display Shelves



Please specify Wood Finish (Table 1). Details can be found on page GEN 4.
For details regarding Clip & Strip Shelving, Sub Tops or Individual HPL Tops, please reference the Modifications & Up Charges Section located on page MOD 8.

Note: Shelving Backs and Partitions are sold separately and are located in the Shelving Accessories Section on pages CLA 49 and CLA 50.

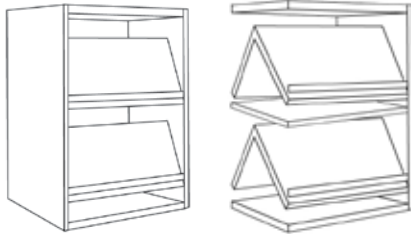
Note: For Oak Shelving, place "OAK" at end of catalog #. For Maple, place "MAP" at end of catalog #.



Periodical Display Shelving

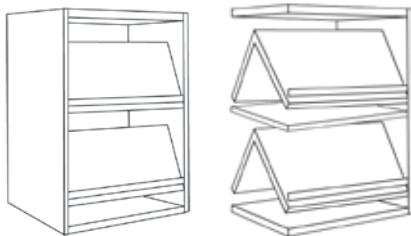
Periodical Display Shelves are 13"H with a 3/4"H retaining lip. The display shelves are adjustable on a pin and hole system but they do not tilt. Each sloping display shelf has a 13-3/4"H clear display area.

48"H Wood Periodical Display Shelves



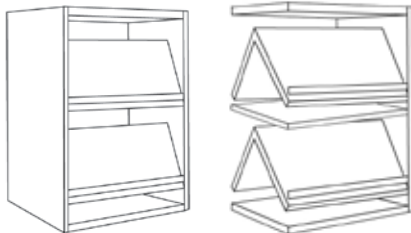
Catalog No.	Description	H x W x D	Wt. (lbs.)	Oak Price	Maple Price
<u>2 Sloping Shelves, 1 Flat Shelf and 1 Base Shelf per Side</u>					
CL1-925-C00	D/F Starter	48" x 37-3/16" x 24"	150	\$2,841	\$2,983
CL2-925-C00	D/F Adder	48" x 36-3/16" x 24"	130	\$2,158	\$2,265

42"H Wood Periodical Display Shelves



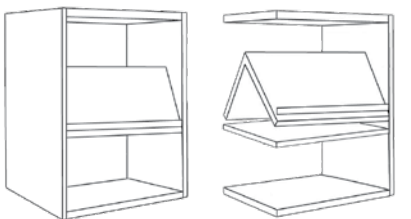
<u>2 Sloping Shelves, 1 Flat Shelf and 1 Base Shelf per Side</u>					
CL1-924-C00	D/F Starter	42" x 37-3/16" x 24"	130	\$2,533	\$2,659
CL2-924-C00	D/F Adder	42" x 36-3/16" x 24"	111	\$1,838	\$1,929

36"H Wood Periodical Display Shelves



<u>2 Sloping Shelves, 1 Flat Shelf and 1 Base Shelf per Side</u>					
CL1-720-C00	D/F Starter	36" x 37-3/16" x 24"	110	\$2,225	\$2,351
CL2-720-C00	D/F Adder	36" x 36-3/16" x 24"	91	\$1,518	\$1,609

30"H Wood Periodical Display Shelves



<u>1 Sloping Shelf, 1 Flat Shelf and 1 Base Shelf per Side</u>					
CL1-742-C00	D/F Starter	30" x 37-3/16" x 24"	90	\$1,864	\$1,991
CL2-742-C00	D/F Adder	30" x 36-3/16" x 24"	71	\$1,157	\$1,248

Please specify Wood Finish (Table 1). Details can be found on page GEN 4.

For details regarding Clip & Strip Shelving, Sub Tops or Individual HPL Tops, please reference the Modifications & Up Charges Section located on page MOD 8.

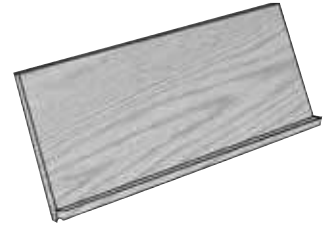
Note: Shelving Backs and Partitions are sold separately and are located in the Shelving Accessories Section on pages CLA 49 and CLA 50.

Note: For Oak Shelving, place "OAK" at end of catalog #. For Maple, place "MAP" at end of catalog #.

Tilt and Store Shelving

Sloping display shelves have a 13"H clear display area and lift up to expose flat storage shelves via a pivot hinge. Storage space is concealed when display shelves are in normal position.

Note: Tilt and Store Shelving is available in 16" depth ONLY.



Catalog No.	Description	H x W x D	Wt. (lbs.)	Oak Price	Maple Price
-------------	-------------	-----------	------------	-----------	-------------

5 Tilting Shelves, 4 Flat Shelves (1 Fixed Shelf) and 1 Base Shelf

CL1-935-C00	S/F Starter	82" x 37-3/16" x 16"	250	\$2,925	\$3,071
CL2-935-C00	S/F Adder	82" x 36-3/16" x 16"	214	\$2,353	\$2,470

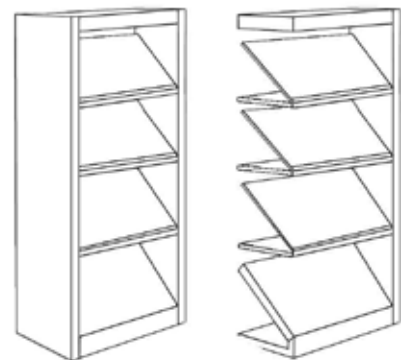
82"H Wood Tilt & Store Shelves



4 Tilting Shelves, 3 Flat Shelves and 1 Base Shelf

CL1-880-C00	S/F Starter	72" x 37-3/16" x 16"	220	\$2,662	\$2,795
CL2-880-C00	S/F Adder	72" x 36-3/16" x 16"	180	\$2,141	\$2,248

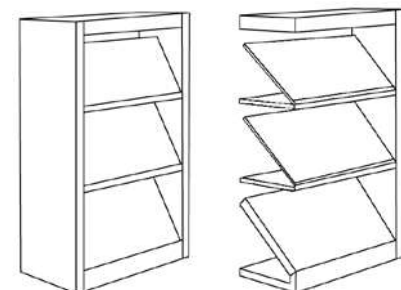
72"H Wood Tilt & Store Shelves



3 Tilting Shelves, 2 Flat Shelves and 1 Base Shelf

CL1-936-C00	S/F Starter	60-1/2" x 37-3/16" x 16"	180	\$2,256	\$2,369
CL2-936-C00	S/F Adder	60-1/2" x 36-3/16" x 16"	130	\$1,715	\$1,800


60-1/2"H Wood Tilt & Store Shelves



Please specify Wood Finish (Table 1). Details can be found on page GEN 4.
For details regarding Clip & Strip Shelving, Sub Tops or Individual HPL Tops, please reference
the Modifications & Up Charges Section located on page MOD 8.

Note: Shelving Backs and Partitions are sold separately and are located in the Shelving Accessories Section on pages CLA 49 and CLA 50.

Note: For Oak Shelving, place "OAK" at end of catalog #. For Maple, place "MAP" at end of catalog #.

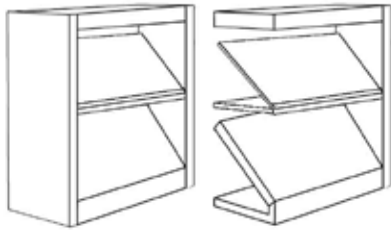


Tilt and Store Shelving

Sloping display shelves have a 13"H clear display area and lift up to expose flat storage shelves via a pivot hinge. Storage space is concealed when display shelves are in normal position.

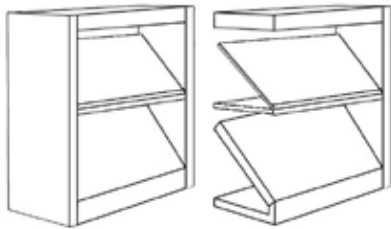
Note: Tilt and Store Shelving is available in 16" depth ONLY.

48"H Wood Tilt & Store Shelves



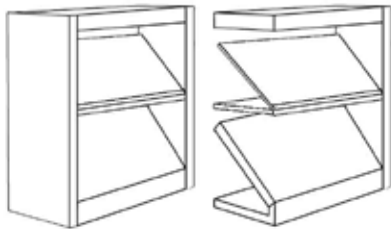
Catalog No.	Description	H x W x D	Wt. (lbs.)	Oak Price	Maple Price
<u>2 Tilting Shelves, 1 Flat Shelf and 1 Base Shelf</u>					
CL1-938-C00	S/F Starter	48" x 37-3/16" x 16"	120	\$1,965	\$2,064
CL2-938-C00	S/F Adder	48" x 36-3/16" x 16"	110	\$1,505	\$1,580

42"H Wood Tilt & Store Shelves



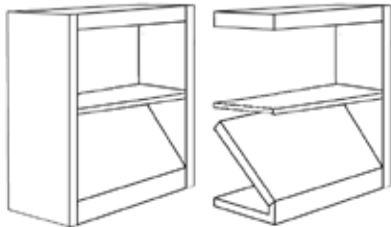
<u>2 Tilting Shelves, 1 Flat Shelf and 1 Base Shelf</u>					
CL1-937-C00	S/F Starter	42" x 37-3/16" x 16"	100	\$1,673	\$1,756
CL2-937-C00	S/F Adder	42" x 36-3/16" x 16"	90	\$1,293	\$1,358

36"H Wood Tilt & Store Shelves



<u>2 Tilting Shelves, 1 Flat Shelf and 1 Base Shelf</u>					
CL1-721-C00	S/F Starter	36" x 37-3/16" x 16"	80	\$1,432	\$1,515
CL2-721-C00	S/F Adder	36" x 36-3/16" x 16"	70	\$1,113	\$1,177

30"H Wood Tilt & Store Shelves



<u>1 Tilting Shelf, 1 Flat Shelf and 1 Base Shelf</u>					
CL1-743-C00	S/F Starter	30" x 37-3/16" x 16"	70	\$1,168	\$1,251
CL2-743-C00	S/F Adder	30" x 36-3/16" x 16"	60	\$848	\$913

Please specify Wood Finish (Table 1). Details can be found on page GEN 4.

For details regarding Clip & Strip Shelving, Sub Tops or Individual HPL Tops, please reference the Modifications & Up Charges Section located on page MOD 8.

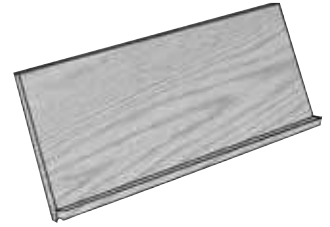
Note: Shelving Backs and Partitions are sold separately and are located in the Shelving Accessories Section on pages CLA 49 and CLA 50.

Note: For Oak Shelving, place "OAK" at end of catalog #. For Maple, place "MAP" at end of catalog #.

Tilt and Store Shelving

Sloping display shelves have a 13"H clear display area and lift up to expose flat storage shelves via a pivot hinge. Storage space is concealed when display shelves are in normal position.

Note: Tilt and Store Shelving is available in 16" depth ONLY.

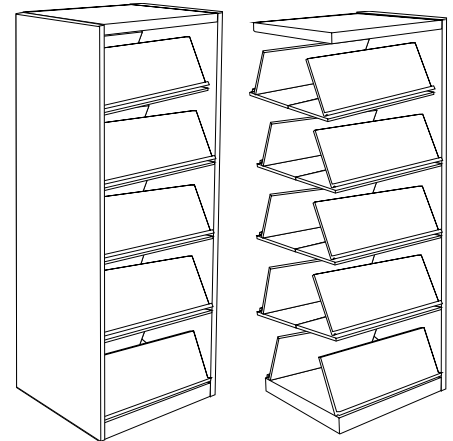


Catalog No.	Description	H x W x D	Wt. (lbs.)	Oak Price	Maple Price
-------------	-------------	-----------	------------	-----------	-------------

5 Tilting Shelves, 4 Flat Shelves and 1 Base Shelf per Side

CL1-945-C00	D/F Starter	82" x 37-3/16" x 32"	450	\$5,267	\$5,528
CL2-945-C00	D/F Adder	82" x 36-3/16" x 32"	385	\$4,235	\$4,448

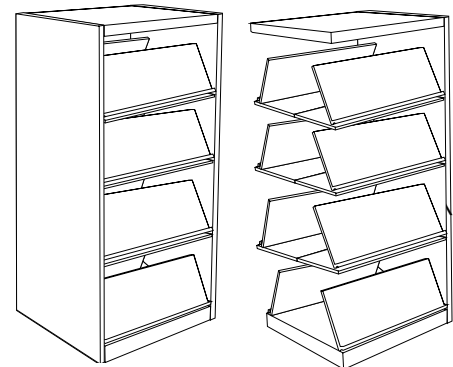
82"H Wood Tilt & Store Shelves



4 Tilting Shelves, 3 Flat Shelves and 1 Base Shelf per Side

CL1-840-C00	D/F Starter	72" x 37-3/16" x 32"	396	\$4,793	\$5,031
CL2-840-C00	D/F Adder	72" x 36-3/16" x 32"	324	\$3,852	\$4,046


72"H Wood Tilt & Store Shelves



3 Tilting Shelves, 2 Flat Shelves and 1 Base Shelf per Side

CL1-946-C00	D/F Starter	60-1/2" x 37-3/16" x 32"	324	\$4,062	\$4,265
CL2-946-C00	D/F Adder	60-1/2" x 36-3/16" x 32"	234	\$3,085	\$3,240


60-1/2"H Wood Tilt & Store Shelves



Please specify Wood Finish (Table 1). Details can be found on page GEN 4.
For details regarding Clip & Strip Shelving, Sub Tops or Individual HPL Tops, please reference
the Modifications & Up Charges Section located on page MOD 8.

Note: Shelving Backs and Partitions are sold separately and are located in the Shelving Accessories Section on pages CLA 49 and CLA 50.

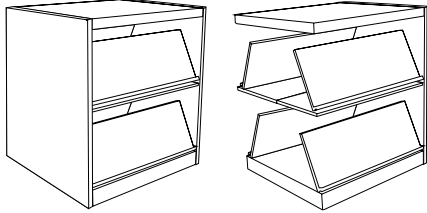
Note: For Oak Shelving, place "OAK" at end of catalog #. For Maple, place "MAP" at end of catalog #.

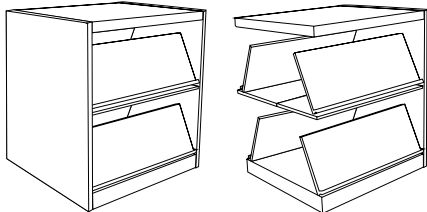


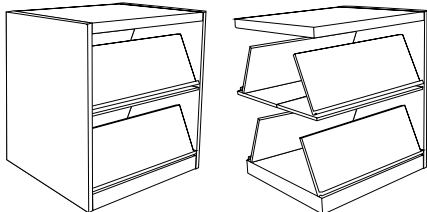
Tilt and Store Shelving

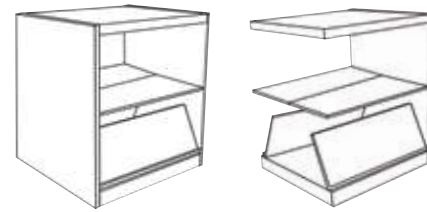
Sloping display shelves have a 13"H clear display area and lift up to expose flat storage shelves via a pivot hinge. Storage space is concealed when display shelves are in normal position.

Note: Tilt and Store Shelving is available in 16" depth ONLY.

	Catalog No.	Description	H x W x D	Wt. (lbs.)	Oak Price	Maple Price
48"H Wood Tilt & Store Shelves						
<u>2 Tilting Shelves, 1 Flat Shelf and 1 Base Shelf per Side</u>						
	CL1-948-C00	D/F Starter	48" x 37-3/16" x 32"	216	\$3,536	\$3,714
	CL2-948-C00	D/F Adder	48" x 36-3/16" x 32"	198	\$2,706	\$2,843

42"H Wood Tilt & Store Shelves						
<u>2 Tilting Shelves, 1 Flat Shelf and 1 Base Shelf per Side</u>						
	CL1-947-C00	D/F Starter	42" x 37-3/16" x 32"	180	\$3,012	\$3,162
	CL2-947-C00	D/F Adder	42" x 36-3/16" x 32"	162	\$2,326	\$2,445

36"H Wood Tilt & Store Shelves						
<u>2 Tilting Shelves, 1 Flat Shelf and 1 Base Shelf per Side</u>						
	CL1-722-C00	D/F Starter	36" x 37-3/16" x 32"	144	\$2,531	\$2,681
	CL2-722-C00	D/F Adder	36" x 36-3/16" x 32"	126	\$1,965	\$2,084

30"H Wood Tilt & Store Shelves						
<u>1 Tilting Shelf, 1 Flat Shelf and 1 Base Shelf per Side</u>						
	CL1-744-C00	D/F Starter	30" x 37-3/16" x 32"	124	\$2,049	\$2,200
	CL2-744-C00	D/F Adder	30" x 36-3/16" x 32"	106	\$1,484	\$1,603

Please specify Wood Finish (Table 1). Details can be found on page GEN 4.

For details regarding Clip & Strip Shelving, Sub Tops or Individual HPL Tops, please reference the Modifications & Up Charges Section located on page MOD 8.

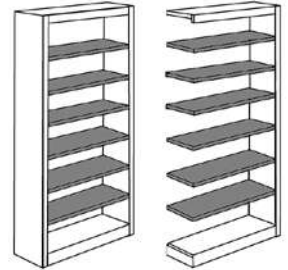
Note: Shelving Backs and Partitions are sold separately and are located in the Shelving Accessories Section on pages CLA 49 and CLA 50.

Note: For Oak Shelving, place "OAK" at end of catalog #. For Maple, place "MAP" at end of catalog #.

Catalog No.	Description	H x W x D	Wt. (lbs.)	Oak Price	Maple Price
5 Adjustable Metal Shelves, 1 Fixed Metal Shelf and 1 Wood Base Shelf					
CL5-960-C00	S/F Starter	90" x 37-3/16" x 10"	103	\$1,517	\$1,593
CL6-960-C00	S/F Adder	90" x 36-3/16" x 10"	90	\$1,149	\$1,207
CL5-967-C00	S/F Starter	90" x 37-3/16" x 12"	122	\$1,707	\$1,793
CL6-967-C00	S/F Adder	90" x 36-3/16" x 12"	102	\$1,228	\$1,289

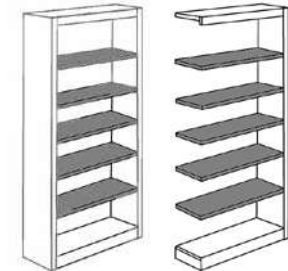


90"H Omega Shelves



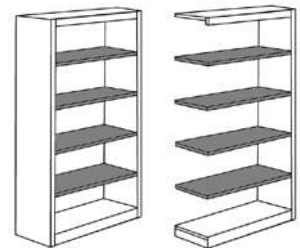
4 Adjustable Metal Shelves, 1 Fixed Metal Shelf and 1 Wood Base Shelf					
CL5-976-C00	S/F Starter	82" x 37-3/16" x 10"	93	\$1,385	\$1,453
CL6-976-C00	S/F Adder	82" x 36-3/16" x 10"	80	\$1,051	\$1,104
CL5-977-C00	S/F Starter	82" x 37-3/16" x 12"	112	\$1,554	\$1,631
CL6-977-C00	S/F Adder	82" x 36-3/16" x 12"	92	\$1,138	\$1,195

82"H Omega Shelves



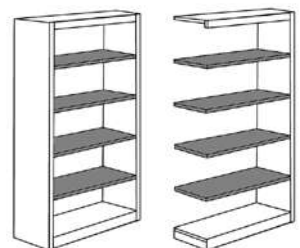
4 Adjustable Metal Shelves and 1 Wood Base Shelf					
CL5-861-C00	S/F Starter	72" x 37-3/16" x 10"	88	\$1,263	\$1,326
CL6-861-C00	S/F Adder	72" x 36-3/16" x 10"	75	\$964	\$1,012
CL5-863-C00	S/F Starter	72" x 37-3/16" x 12"	102	\$1,417	\$1,488
CL6-863-C00	S/F Adder	72" x 36-3/16" x 12"	87	\$1,056	\$1,109

72"H Omega Shelves



4 Adjustable Metal Shelves and 1 Wood Base Shelf					
CL5-979-C00	S/F Starter	60-1/2" x 37-3/16" x 10"	75	\$1,143	\$1,200
CL6-979-C00	S/F Adder	60-1/2" x 36-3/16" x 10"	65	\$875	\$919
CL5-988-C00	S/F Starter	60-1/2" x 37-3/16" x 12"	96	\$1,282	\$1,346
CL6-988-C00	S/F Adder	60-1/2" x 36-3/16" x 12"	81	\$973	\$1,021

60-1/2"H Omega Shelves



Please specify Wood Finish (Table 1) and Metal Color (Table 3). Details can be found on pages GEN 4 and GEN 5.

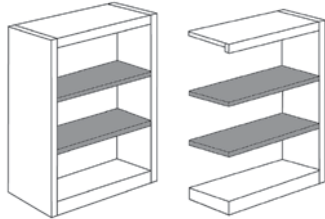
Note: Shelving Backs and Partitions are sold separately and are located in the Shelving Accessories Section on pages CLA 49 and CLA 50.

Clip & Strip Shelving **CANNOT** be used with Omega Shelves.

Note: For Oak Shelving, place "OAK" at end of catalog #. For Maple, place "MAP" at end of catalog #.

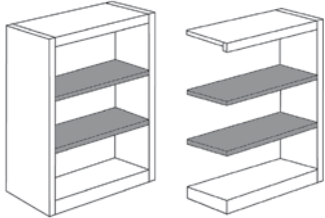


48"H Omega Shelves



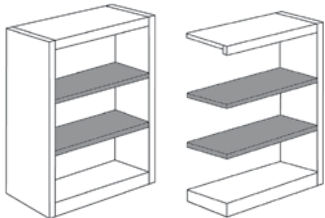
Catalog No.	Description	H x W x D	Wt. (lbs.)	Oak Price	Maple Price
<u>2 Adjustable Metal Shelves and 1 Wood Base Shelf</u>					
CL5-761-C00	S/F Starter	48" x 37-3/16" x 10"	71	\$980	\$1,029
CL6-761-C00	S/F Adder	48" x 36-3/16" x 10"	63	\$716	\$752
CL5-762-C00	S/F Starter	48" x 37-3/16" x 12"	84	\$1,043	\$1,096
CL6-762-C00	S/F Adder	48" x 36-3/16" x 12"	74	\$751	\$789

42"H Omega Shelves



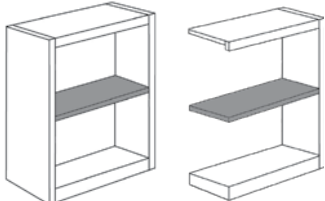
<u>2 Adjustable Metal Shelves and 1 Wood Base Shelf</u>					
CL5-981-C00	S/F Starter	42" x 37-3/16" x 10"	61	\$937	\$984
CL6-981-C00	S/F Adder	42" x 36-3/16" x 10"	53	\$675	\$708
CL5-989-C00	S/F Starter	42" x 37-3/16" x 12"	74	\$983	\$1,032
CL6-989-C00	S/F Adder	42" x 36-3/16" x 12"	64	\$696	\$732

36"H Omega Shelves



<u>2 Adjustable Metal Shelves and 1 Wood Base Shelf</u>					
CL5-701-C00	S/F Starter	36" x 37-3/16" x 10"	51	\$876	\$923
CL6-701-C00	S/F Adder	36" x 36-3/16" x 10"	43	\$621	\$654
CL5-702-C00	S/F Starter	36" x 37-3/16" x 12"	64	\$917	\$966
CL6-702-C00	S/F Adder	36" x 36-3/16" x 12"	54	\$635	\$670

30"H Omega Shelves



<u>1 Adjustable Metal Shelf and 1 Wood Base Shelf</u>					
CL5-731-C00	S/F Starter	30" x 37-3/16" x 10"	41	\$778	\$825
CL6-731-C00	S/F Adder	30" x 36-3/16" x 10"	33	\$523	\$556
CL5-732-C00	S/F Starter	30" x 37-3/16" x 12"	54	\$819	\$868
CL6-732-C00	S/F Adder	30" x 36-3/16" x 12"	44	\$537	\$572

Please specify Wood Finish (Table 1) and Metal Color (Table 3). Details can be found on pages GEN 4 and GEN 5.

Note: Shelving Backs and Partitions are sold separately and are located in the Shelving Accessories Section on pages CLA 49 and CLA 50.

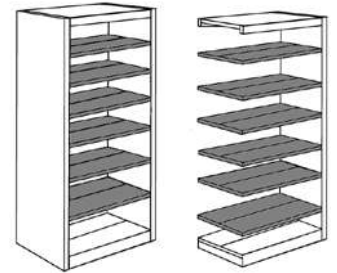
Clip & Strip Shelving **CANNOT** be used with Omega Shelves.

Note: For Oak Shelving, place "OAK" at end of catalog #. For Maple, place "MAP" at end of catalog #.

Catalog No.	Description	H x W x D	Wt. (lbs.)	Oak Price	Maple Price
5 Adjustable Metal Shelves, 1 Fixed Metal Shelf and 1 Wood Base Shelf per Side					
CL5-969-C00	D/F Starter	90" x 37-3/16" x 20"	185	\$2,549	\$2,676
CL6-969-C00	D/F Adder	90" x 36-3/16" x 20"	153	\$1,918	\$2,015
CL5-973-C00	D/F Starter	90" x 37-3/16" x 24"	224	\$3,055	\$3,208
CL6-973-C00	D/F Adder	90" x 36-3/16" x 24"	188	\$2,121	\$2,228



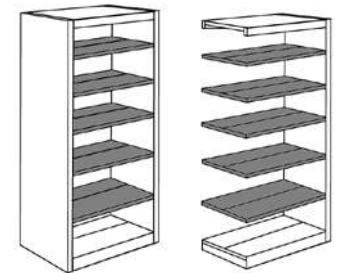
90"H Omega Shelves



4 Adjustable Metal Shelves, 1 Fixed Metal Shelf and 1 Wood Base Shelf per Side

CL5-983-C00	D/F Starter	82" x 37-3/16" x 20"	175	\$2,421	\$2,543
CL6-983-C00	D/F Adder	82" x 36-3/16" x 20"	143	\$1,860	\$1,953
CL5-990-C00	D/F Starter	82" x 37-3/16" x 24"	214	\$2,849	\$2,992
CL6-990-C00	D/F Adder	82" x 36-3/16" x 24"	178	\$2,053	\$2,154

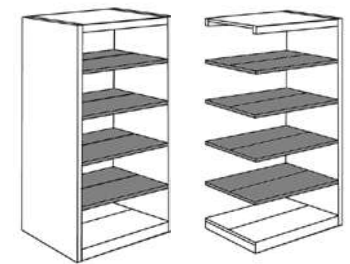
82"H Omega Shelves



4 Adjustable Metal Shelves and 1 Wood Base Shelf per Side

CL5-865-C00	D/F Starter	72" x 37-3/16" x 20"	160	\$2,299	\$2,414
CL6-865-C00	D/F Adder	72" x 36-3/16" x 20"	128	\$1,803	\$1,893
CL5-866-C00	D/F Starter	72" x 37-3/16" x 24"	199	\$2,660	\$2,793
CL6-866-C00	D/F Adder	72" x 36-3/16" x 24"	163	\$1,985	\$2,084

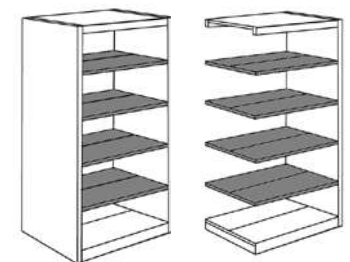
72"H Omega Shelves



4 Adjustable Metal Shelves and 1 Wood Base Shelf per Side

CL5-985-C00	D/F Starter	60-1/2" x 37-3/16" x 20"	139	\$2,180	\$2,289
CL6-985-C00	D/F Adder	60-1/2" x 36-3/16" x 20"	115	\$1,746	\$1,833
CL5-986-C00	D/F Starter	60-1/2" x 37-3/16" x 24"	170	\$2,469	\$2,593
CL6-986-C00	D/F Adder	60-1/2" x 36-3/16" x 24"	142	\$1,915	\$2,012

60-1/2"H Omega Shelves



Please specify Wood Finish (Table 1) and Metal Color (Table 3). Details can be found on pages GEN 4 and GEN 5.

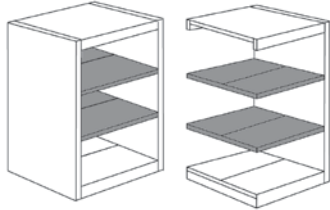
Note: Shelving Backs and Partitions are sold separately and are located in the Shelving Accessories Section on pages CLA 49 and CLA 50.

Clip & Strip Shelving **CANNOT** be used with Omega Shelves.

Note: For Oak Shelving, place "OAK" at end of catalog #. For Maple, place "MAP" at end of catalog #.

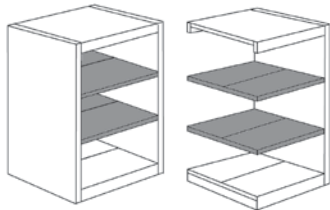


48"H Omega Shelves



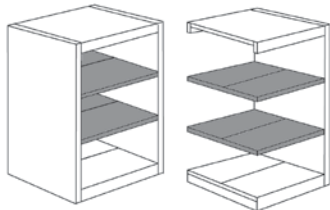
Catalog No.	Description	H x W x D	Wt. (lbs.)	Oak Price	Maple Price
<u>2 Adjustable Metal Shelves and 1 Wood Base Shelf per Side</u>					
CL5-765-C00	D/F Starter	48" x 37-3/16" x 20"	111	\$1,722	\$1,807
CL6-765-C00	D/F Adder	48" x 36-3/16" x 20"	96	\$1,263	\$1,326
CL5-766-C00	D/F Starter	48" x 37-3/16" x 24"	134	\$1,860	\$1,953
CL6-766-C00	D/F Adder	48" x 36-3/16" x 24"	111	\$1,395	\$1,464

42"H Omega Shelves



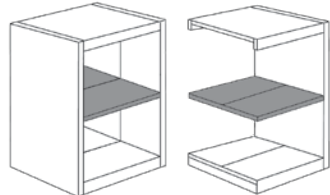
<u>2 Adjustable Metal Shelves and 1 Wood Base Shelf per Side</u>					
CL5-987-C00	D/F Starter	42" x 37-3/16" x 20"	101	\$1,607	\$1,686
CL6-987-C00	D/F Adder	42" x 36-3/16" x 20"	86	\$1,143	\$1,200
CL5-991-C00	D/F Starter	42" x 37-3/16" x 24"	124	\$1,707	\$1,793
CL6-991-C00	D/F Adder	42" x 36-3/16" x 24"	105	\$1,265	\$1,327

36"H Omega Shelves



<u>2 Adjustable Metal Shelves and 1 Wood Base Shelf per Side</u>					
CL5-710-C00	D/F Starter	36" x 37-3/16" x 20"	91	\$1,447	\$1,527
CL6-710-C00	D/F Adder	36" x 36-3/16" x 20"	76	\$1,018	\$1,075
CL5-711-C00	D/F Starter	36" x 37-3/16" x 24"	114	\$1,531	\$1,616
CL6-711-C00	D/F Adder	36" x 36-3/16" x 24"	95	\$1,120	\$1,183

30"H Omega Shelves



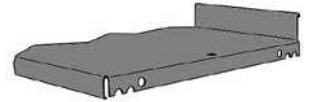
<u>1 Adjustable Metal Shelf and 1 Wood Base Shelf per Side</u>					
CL5-734-C00	D/F Starter	30" x 37-3/16" x 20"	71	\$1,251	\$1,331
CL6-734-C00	D/F Adder	30" x 36-3/16" x 20"	56	\$822	\$879
CL5-735-C00	D/F Starter	30" x 37-3/16" x 24"	94	\$1,334	\$1,420
CL6-735-C00	D/F Adder	30" x 36-3/16" x 24"	75	\$924	\$986

Please specify Wood Finish (Table 1) and Metal Color (Table 3). Details can be found on pages GEN 4 and GEN 5.

Note: Shelving Backs and Partitions are sold separately and are located in the Shelving Accessories Section on pages CLA 49 and CLA 50.

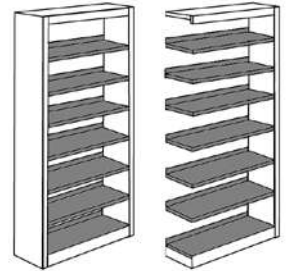
Clip & Strip Shelving **CANNOT** be used with Omega Shelves.

Note: For Oak Shelving, place "OAK" at end of catalog #. For Maple, place "MAP" at end of catalog #.



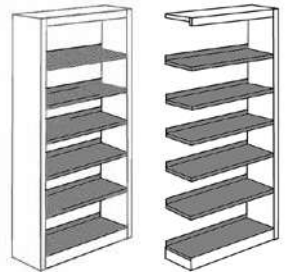
Catalog No.	Description	H x W x D	Wt. (lbs.)	Oak Price	Maple Price
5 Adjustable Metal Shelves, 1 Fixed Metal Shelf and 1 Metal Base Shelf					
CL7-960-C00	S/F Starter	90" x 37-3/16" x 10"	103	\$1,517	\$1,593
CL8-960-C00	S/F Adder	90" x 36-3/16" x 10"	90	\$1,149	\$1,207
CL7-967-C00	S/F Starter	90" x 37-3/16" x 12"	122	\$1,707	\$1,793
CL8-967-C00	S/F Adder	90" x 36-3/16" x 12"	102	\$1,228	\$1,289

90"H Omega Book Stop Shelves



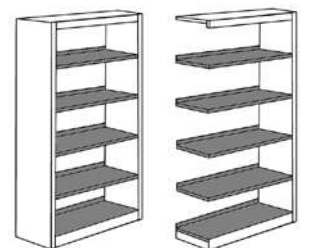
4 Adjustable Metal Shelves, 1 Fixed Metal Shelf and 1 Metal Base Shelf					
CL7-976-C00	S/F Starter	82" x 37-3/16" x 10"	93	\$1,550	\$1,627
CL8-976-C00	S/F Adder	82" x 36-3/16" x 10"	80	\$1,207	\$1,267
CL7-977-C00	S/F Starter	82" x 37-3/16" x 12"	112	\$1,746	\$1,833
CL8-977-C00	S/F Adder	82" x 36-3/16" x 12"	92	\$1,298	\$1,361

82"H Omega Book Stop Shelves



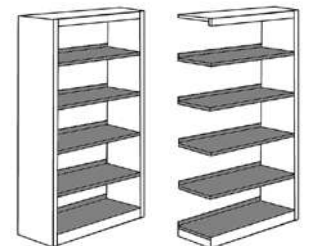
4 Adjustable Metal Shelves and 1 Metal Base Shelf					
CL7-861-C00	S/F Starter	72" x 37-3/16" x 10"	88	\$1,388	\$1,458
CL8-861-C00	S/F Adder	72" x 36-3/16" x 10"	75	\$1,083	\$1,137
CL7-863-C00	S/F Starter	72" x 37-3/16" x 12"	102	\$1,587	\$1,665
CL8-863-C00	S/F Adder	72" x 36-3/16" x 12"	87	\$1,176	\$1,235

72"H Omega Book Stop Shelves



4 Adjustable Metal Shelves and 1 Metal Base Shelf					
CL7-979-C00	S/F Starter	60-1/2" x 37-3/16" x 10"	75	\$1,228	\$1,289
CL8-979-C00	S/F Adder	60-1/2" x 36-3/16" x 10"	65	\$961	\$1,009
CL7-988-C00	S/F Starter	60-1/2" x 37-3/16" x 12"	96	\$1,428	\$1,499
CL8-988-C00	S/F Adder	60-1/2" x 36-3/16" x 12"	81	\$1,055	\$1,108

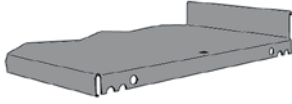
60-1/2"H Omega Book Stop Shelves



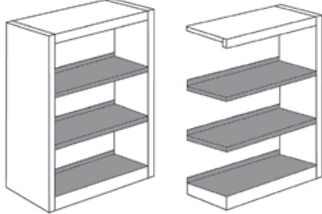
Please specify Wood Finish (Table 1) and Metal Color (Table 3). Details can be found on pages GEN 4 and GEN 5.

Note: Clip & Strip Shelving **CANNOT** be used with Omega Shelves. Shelving Backs and Partitions **CANNOT** be used with Omega Book Stop Shelving.

Note: For Oak Shelving, place "OAK" at end of catalog #. For Maple, place "MAP" at end of catalog #.

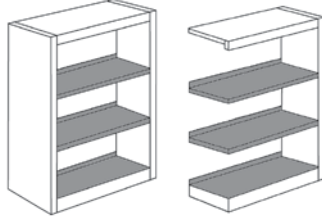


48"H Omega Book Stop Shelves



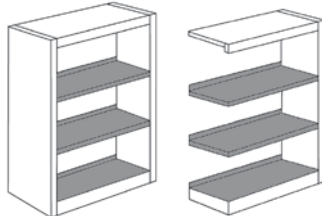
Catalog No.	Description	H x W x D	Wt. (lbs.)	Oak Price	Maple Price
<u>2 Adjustable Metal Shelves and 1 Metal Base Shelf</u>					
CL7-761-C00	S/F Starter	48" x 37-3/16" x 10"	71	\$1,033	\$1,084
CL8-761-C00	S/F Adder	48" x 36-3/16" x 10"	63	\$768	\$806
CL7-762-C00	S/F Starter	48" x 37-3/16" x 12"	84	\$1,120	\$1,175
CL8-762-C00	S/F Adder	48" x 36-3/16" x 12"	74	\$810	\$850

42"H Omega Book Stop Shelves



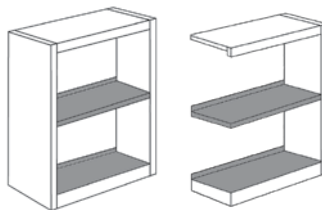
<u>2 Adjustable Metal Shelves and 1 Metal Base Shelf</u>					
CL7-981-C00	S/F Starter	42" x 37-3/16" x 10"	61	\$985	\$1,034
CL8-981-C00	S/F Adder	42" x 36-3/16" x 10"	53	\$719	\$756
CL7-989-C00	S/F Starter	42" x 37-3/16" x 12"	74	\$1,043	\$1,096
CL8-989-C00	S/F Adder	42" x 36-3/16" x 12"	64	\$751	\$789

36"H Omega Book Stop Shelves



<u>2 Adjustable Metal Shelves and 1 Metal Base Shelf</u>					
CL7-701-C00	S/F Starter	36" x 37-3/16" x 10"	51	\$937	\$986
CL8-701-C00	S/F Adder	36" x 36-3/16" x 10"	43	\$670	\$707
CL7-702-C00	S/F Starter	36" x 37-3/16" x 12"	64	\$966	\$1,018
CL8-702-C00	S/F Adder	36" x 36-3/16" x 12"	54	\$692	\$730

30"H Omega Book Stop Shelves

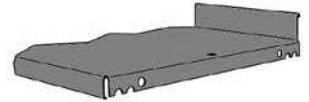


<u>1 Adjustable Metal Shelf and 1 Metal Base Shelf</u>					
CL7-731-C00	S/F Starter	30" x 37-3/16" x 10"	41	\$839	\$888
CL8-731-C00	S/F Adder	30" x 36-3/16" x 10"	33	\$572	\$609
CL7-732-C00	S/F Starter	30" x 37-3/16" x 12"	54	\$868	\$920
CL8-732-C00	S/F Adder	30" x 36-3/16" x 12"	44	\$594	\$632

Please specify Wood Finish (Table 1) and Metal Color (Table 3). Details can be found on pages GEN 4 and GEN 5.

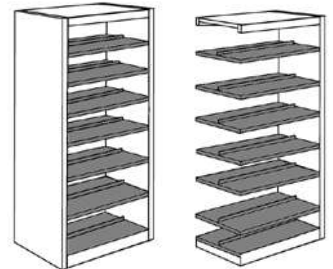
Note: Clip & Strip Shelving **CANNOT** be used with Omega Shelves. Shelving Backs and Partitions **CANNOT** be used with Omega Book Stop Shelving.

Note: For Oak Shelving, place "OAK" at end of catalog #. For Maple, place "MAP" at end of catalog #.



Catalog No.	Description	H x W x D	Wt. (lbs.)	Oak Price	Maple Price
5 Adjustable Metal Shelves, 1 Fixed Metal Shelf and 1 Metal Base Shelf per Side					
CL7-969-C00	D/F Starter	90" x 37-3/16" x 20"	185	\$2,966	\$3,114
CL8-969-C00	D/F Adder	90" x 36-3/16" x 20"	153	\$2,307	\$2,423
CL7-973-C00	D/F Starter	90" x 37-3/16" x 24"	224	\$3,489	\$3,664
CL8-973-C00	D/F Adder	90" x 36-3/16" x 24"	188	\$2,521	\$2,646

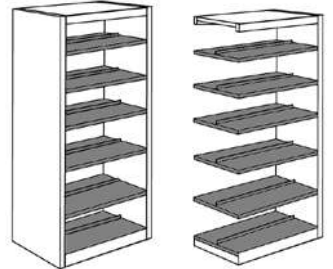
90"H Omega Book Stop Shelves



4 Adjustable Metal Shelves, 1 Fixed Metal Shelf and 1 Metal Base Shelf per Side

CL7-983-C00	D/F Starter	82" x 37-3/16" x 20"	175	\$2,749	\$2,886
CL8-983-C00	D/F Adder	82" x 36-3/16" x 20"	143	\$2,170	\$2,278
CL7-990-C00	D/F Starter	82" x 37-3/16" x 24"	214	\$3,186	\$3,345
CL8-990-C00	D/F Adder	82" x 36-3/16" x 24"	178	\$2,361	\$2,479

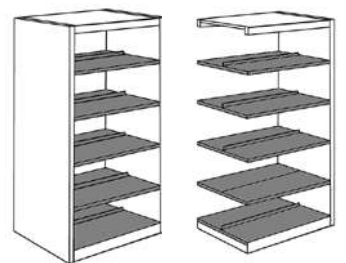
82"H Omega Book Stop Shelves



4 Adjustable Metal Shelves and 1 Metal Base Shelf per Side

CL7-865-C00	D/F Starter	72" x 37-3/16" x 20"	160	\$2,548	\$2,675
CL8-865-C00	D/F Adder	72" x 36-3/16" x 20"	128	\$2,040	\$2,142
CL7-866-C00	D/F Starter	72" x 37-3/16" x 24"	199	\$2,913	\$3,059
CL8-866-C00	D/F Adder	72" x 36-3/16" x 24"	163	\$2,212	\$2,322

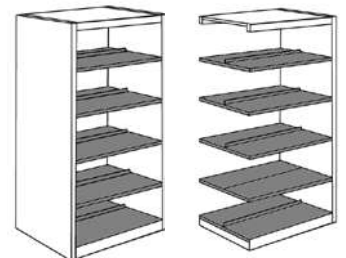
72"H Omega Book Stop Shelves



4 Adjustable Metal Shelves and 1 Metal Base Shelf per Side

CL7-985-C00	D/F Starter	60-1/2" x 37-3/16" x 20"	139	\$2,345	\$2,462
CL8-985-C00	D/F Adder	60-1/2" x 36-3/16" x 20"	115	\$1,913	\$2,008
CL7-986-C00	D/F Starter	60-1/2" x 37-3/16" x 24"	170	\$2,633	\$2,765
CL8-986-C00	D/F Adder	60-1/2" x 36-3/16" x 24"	142	\$2,065	\$2,168

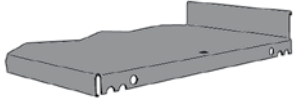
60-1/2"H Omega Book Stop Shelves



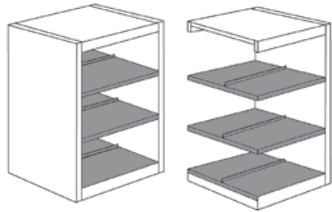
Please specify Wood Finish (Table 1) and Metal Color (Table 3). Details can be found on pages GEN 4 and GEN 5.

Note: Clip & Strip Shelving **CANNOT** be used with Omega Shelves. Shelving Backs and Partitions **CANNOT** be used with Omega Book Stop Shelving.

Note: For Oak Shelving, place "OAK" at end of catalog #. For Maple, place "MAP" at end of catalog #.

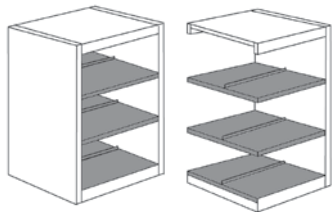


48"H Omega Book Stop Shelves



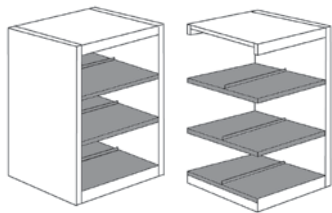
Catalog No.	Description	H x W x D	Wt. (lbs.)	Oak Price	Maple Price
<u>2 Adjustable Metal Shelves and 1 Metal Base Shelf per Side</u>					
CL7-765-C00	D/F Starter	48" x 37-3/16" x 20"	111	\$1,830	\$1,921
CL8-765-C00	D/F Adder	48" x 36-3/16" x 20"	96	\$1,371	\$1,440
CL7-766-C00	D/F Starter	48" x 37-3/16" x 24"	134	\$1,967	\$2,065
CL8-766-C00	D/F Adder	48" x 36-3/16" x 24"	111	\$1,500	\$1,575

42"H Omega Book Stop Shelves



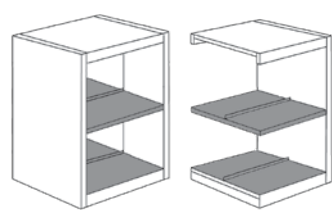
<u>2 Adjustable Metal Shelves and 1 Metal Base Shelf per Side</u>					
CL7-987-C00	D/F Starter	42" x 37-3/16" x 20"	101	\$1,702	\$1,787
CL8-987-C00	D/F Adder	42" x 36-3/16" x 20"	86	\$1,236	\$1,298
CL7-991-C00	D/F Starter	42" x 37-3/16" x 24"	124	\$1,801	\$1,892
CL8-991-C00	D/F Adder	42" x 36-3/16" x 24"	105	\$1,359	\$1,428

36"H Omega Book Stop Shelves



<u>2 Adjustable Metal Shelves and 1 Metal Base Shelf per Side</u>					
CL7-710-C00	D/F Starter	36" x 37-3/16" x 20"	91	\$1,575	\$1,659
CL8-710-C00	D/F Adder	36" x 36-3/16" x 20"	76	\$1,102	\$1,163
CL7-711-C00	D/F Starter	36" x 37-3/16" x 24"	114	\$1,636	\$1,727
CL8-711-C00	D/F Adder	36" x 36-3/16" x 24"	95	\$1,218	\$1,287

30"H Omega Book Stop Shelves



<u>1 Adjustable Metal Shelf and 1 Metal Base Shelf per Side</u>					
CL7-734-C00	D/F Starter	30" x 37-3/16" x 20"	71	\$1,379	\$1,463
CL8-734-C00	D/F Adder	30" x 36-3/16" x 20"	56	\$906	\$967
CL7-735-C00	D/F Starter	30" x 37-3/16" x 24"	94	\$1,440	\$1,531
CL8-735-C00	D/F Adder	30" x 36-3/16" x 24"	75	\$1,022	\$1,091

Please specify Wood Finish (Table 1) and Metal Color (Table 3). Details can be found on pages GEN 4 and GEN 5.

Note: Clip & Strip Shelving **CANNOT** be used with Omega Shelves. Shelving Backs and Partitions **CANNOT** be used with Omega Book Stop Shelving.

Note: For Oak Shelving, place "OAK" at end of catalog #. For Maple, place "MAP" at end of catalog #.

Periodical Display Shelving

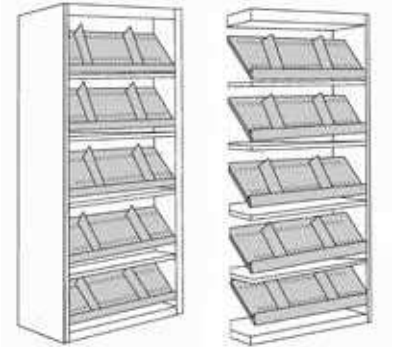
Periodical Display Shelves are 13"H with a 3/4"H retaining lip. The display shelves are adjustable on a pin and hole system but they do not tilt. Each sloping display shelf has a 13-3/4"H clear display area.

Note: Each metal display shelf receives 6 metal dividers per shelf.



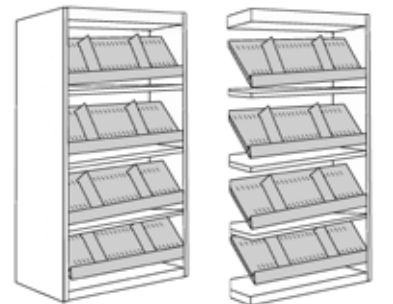
Catalog No.	Description	H x W x D	Wt. (lbs.)	Oak Price	Maple Price
5 Display Metal Shelves, 3 Adjustable Metal Shelves, 1 Fixed Metal Shelf and 1 Wood Base Shelf					
CL7-918-C00	S/F Starter	82" x 37-3/16" x 12"	120	\$2,388	\$2,508
CL8-918-C00	S/F Adder	82" x 36-3/16" x 12"	100	\$1,817	\$1,908

82"H Omega Periodical Display Shelves



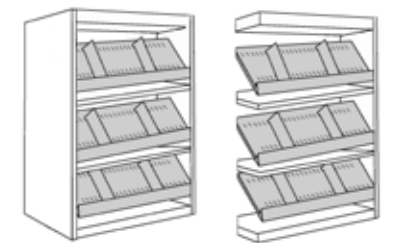
4 Display Metal Shelves, 3 Adjustable Metal Shelves and 1 Wood Base Shelf					
CL7-875-C00	S/F Starter	72" x 37-3/16" x 12"	270	\$2,072	\$2,176
CL8-875-C00	S/F Adder	72" x 36-3/16" x 12"	240	\$1,551	\$1,629

72"H Omega Periodical Display Shelves



3 Display Metal Shelves, 2 Adjustable Metal Shelves and 1 Wood Base Shelf					
CL7-920-C00	S/F Starter	60-1/2" x 37-3/16" x 12"	230	\$1,754	\$1,841
CL8-920-C00	S/F Adder	60-1/2" x 36-3/16" x 12"	200	\$1,284	\$1,348

60-1/2"H Omega Periodical Display Shelves



Please specify Wood Finish (Table 1) and Metal Color (Table 3). Details can be found on pages GEN 4 and GEN 5.

Note: Shelving Backs and Partitions are sold separately and are located in the Shelving Accessories Section on pages CLA 49 and CLA 50.

Clip & Strip Shelving **CANNOT** be used with Omega Shelves.

Note: For Oak Shelving, place "OAK" at end of catalog #. For Maple, place "MAP" at end of catalog #.

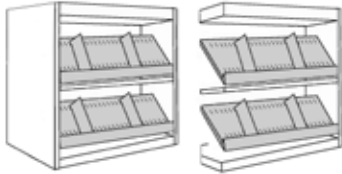


Periodical Display Shelving

Periodical Display Shelves are 13"H with a 3/4"H retaining lip. The display shelves are adjustable on a pin and hole system but they do not tilt. Each sloping display shelf has a 13-3/4"H clear display area.

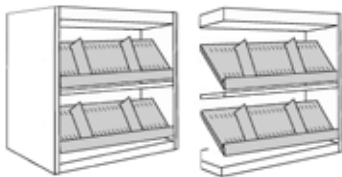
Note: Each metal display shelf receives 6 metal dividers per shelf.

48"H Omega Periodical Display Shelves



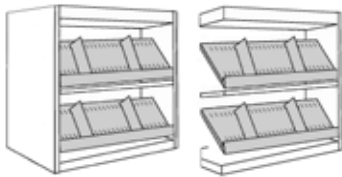
Catalog No.	Description	H x W x D	Wt. (lbs.)	Oak Price	Maple Price
<u>2 Display Metal Shelves, 1 Adjustable Metal Shelf and 1 Wood Base Shelf per Side</u>					
CL7-919-C00	S/F Starter	48" x 37-3/16" x 12"	200	\$1,533	\$1,610
CL8-919-C00	S/F Adder	48" x 36-3/16" x 12"	160	\$1,185	\$1,245

42"H Omega Periodical Display Shelves



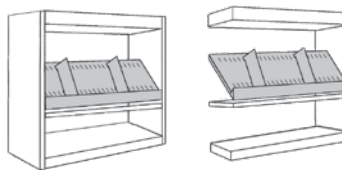
<u>2 Display Metal Shelves, 1 Adjustable Metal Shelf and 1 Wood Base Shelf per Side</u>					
CL7-921-C00	S/F Starter	42" x 37-3/16" x 12"	180	\$1,322	\$1,388
CL8-921-C00	S/F Adder	42" x 36-3/16" x 12"	140	\$1,086	\$1,140

36"H Omega Periodical Display Shelves



<u>2 Display Metal Shelves, 1 Adjustable Metal Shelf and 1 Wood Base Shelf per Side</u>					
CL7-719-C00	S/F Starter	36" x 37-3/16" x 12"	160	\$1,111	\$1,178
CL8-719-C00	S/F Adder	36" x 36-3/16" x 12"	120	\$986	\$1,040

30"H Omega Periodical Display Shelves



<u>1 Display Metal Shelf, 1 Adjustable Metal Shelf and 1 Wood Base Shelf per Side</u>					
CL7-741-C00	S/F Starter	30" x 37-3/16" x 12"	140	\$866	\$933
CL8-741-C00	S/F Adder	30" x 36-3/16" x 12"	100	\$741	\$795

Please specify Wood Finish (Table 1) and Metal Color (Table 3). Details can be found on pages GEN 4 and GEN 5.

Note: Shelving Backs and Partitions are sold separately and are located in the Shelving Accessories Section on pages CLA 49 and CLA 50.


Clip & Strip Shelving **CANNOT** be used with Omega Shelves.

Note: For Oak Shelving, place "OAK" at end of catalog #. For Maple, place "MAP" at end of catalog #.

Periodical Display Shelving

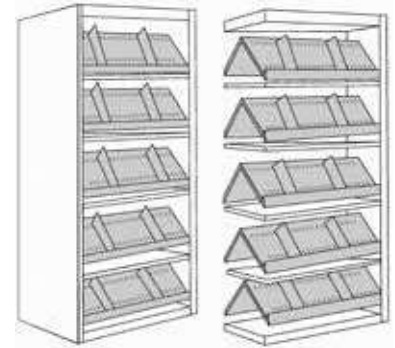
Periodical Display Shelves are 13"H with a 3/4"H retaining lip. The display shelves are adjustable on a pin and hole system but they do not tilt. Each sloping display shelf has a 13-3/4"H clear display area.

Note: Each metal display shelf receives 6 metal dividers per shelf.



Catalog No.	Description	H x W x D	Wt. (lbs.)	Oak Price	Maple Price
<u>5 Display Metal Shelves, 3 Adjustable Metal Shelves, 1 Fixed Metal Shelf and 1 Wood Base Shelf per Side</u>					
CL7-922-C00	D/F Starter	82" x 37-3/16" x 24"	230	\$4,333	\$4,550
CL8-922-C00	D/F Adder	82" x 36-3/16" x 24"	194	\$3,648	\$3,831

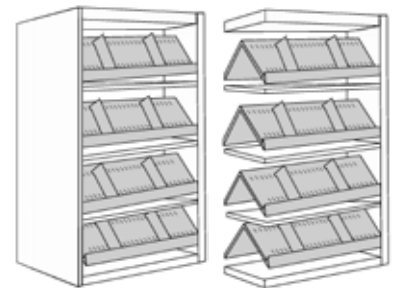
82"H Omega Periodical Display Shelves



4 Display Metal Shelves, 3 Adjustable Metal Shelves and 1 Wood Base Shelf per Side

CL7-876-C00	D/F Starter	72" x 37-3/16" x 24"	210	\$3,942	\$4,139
CL8-876-C00	D/F Adder	72" x 36-3/16" x 24"	180	\$3,320	\$3,486

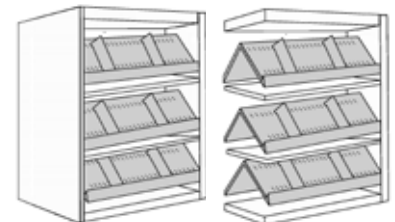
72"H Omega Periodical Display Shelves



3 Display Metal Shelves, 2 Adjustable Metal Shelves and 1 Wood Base Shelf per Side

CL7-923-C00	D/F Starter	60-1/2" x 37-3/16" x 24"	185	\$3,120	\$3,276
CL8-923-C00	D/F Adder	60-1/2" x 36-3/16" x 24"	157	\$2,450	\$2,572

60-1/2"H Omega Periodical Display Shelves



Please specify Wood Finish (Table 1) and Metal Color (Table 3). Details can be found on pages GEN 4 and GEN 5.

Note: Shelving Backs and Partitions are sold separately and are located in the Shelving Accessories Section on pages CLA 49 and CLA 50.

Clip & Strip Shelving **CANNOT** be used with Omega Shelves.

Note: For Oak Shelving, place "OAK" at end of catalog #. For Maple, place "MAP" at end of catalog #.

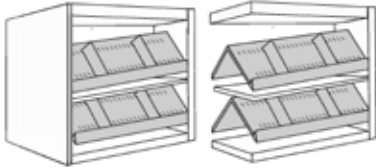


Periodical Display Shelving

Periodical Display Shelves are 13"H with a 3/4"H retaining lip. The display shelves are adjustable on a pin and hole system but they do not tilt. Each sloping display shelf has a 13-3/4"H clear display area.

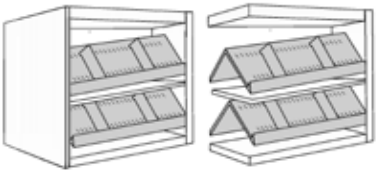
Note: Each metal display shelf receives 6 metal dividers per shelf.

48"H Omega Periodical Display Shelves



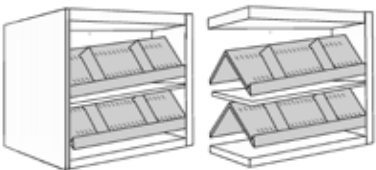
Catalog No.	Description	H x W x D	Wt. (lbs.)	Oak Price	Maple Price
<u>2 Display Metal Shelves, 1 Adjustable Metal Shelf and 1 Wood Base Shelf per Side</u>					
CL7-925-C00	D/F Starter	48" x 37-3/16" x 24"	150	\$2,809	\$2,948
CL8-925-C00	D/F Adder	48" x 36-3/16" x 24"	130	\$2,132	\$2,239

42"H Omega Periodical Display Shelves



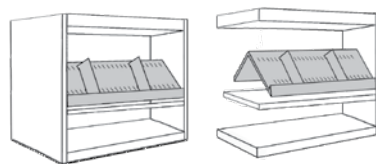
<u>2 Display Metal Shelves, 1 Adjustable Metal Shelf and 1 Wood Base Shelf per Side</u>					
CL7-924-C00	D/F Starter	42" x 37-3/16" x 24"	130	\$2,505	\$2,630
CL8-924-C00	D/F Adder	42" x 36-3/16" x 24"	111	\$1,817	\$1,908

36"H Omega Periodical Display Shelves



<u>2 Display Metal Shelves, 1 Adjustable Metal Shelf and 1 Wood Base Shelf per Side</u>					
CL7-720-C00	D/F Starter	36" x 37-3/16" x 24"	110	\$2,201	\$2,326
CL8-720-C00	D/F Adder	36" x 36-3/16" x 24"	91	\$1,502	\$1,594

30"H Omega Periodical Display Shelves



<u>1 Display Metal Shelf, 1 Adjustable Metal Shelf and 1 Wood Base Shelf per Side</u>					
CL7-742-C00	D/F Starter	30" x 37-3/16" x 24"	90	\$1,735	\$1,860
CL8-742-C00	D/F Adder	30" x 36-3/16" x 24"	71	\$1,037	\$1,129

Please specify Wood Finish (Table 1) and Metal Color (Table 3). Details can be found on pages GEN 4 and GEN 5.

Note: Shelving Backs and Partitions are sold separately and are located in the Shelving Accessories Section on pages CLA 49 and CLA 50.

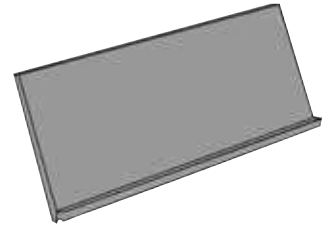
Clip & Strip Shelving **CANNOT** be used with Omega Shelves.

Note: For Oak Shelving, place "OAK" at end of catalog #. For Maple, place "MAP" at end of catalog #.

Metal Tilt and Store Shelving

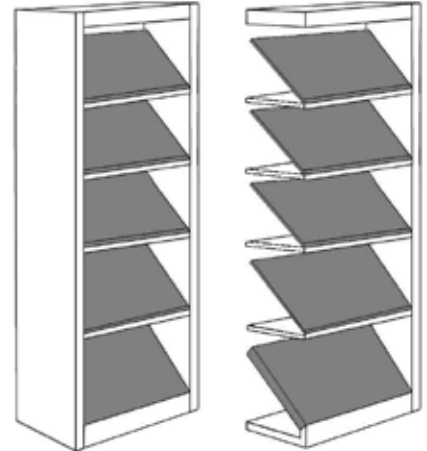
Sloping display shelves have a 13"H clear display area and lift up to expose flat storage shelves via a pivot hinge. Storage space is concealed when display shelves are in normal position.

Note: Tilt and Store Shelving is available in 16" depth ONLY.



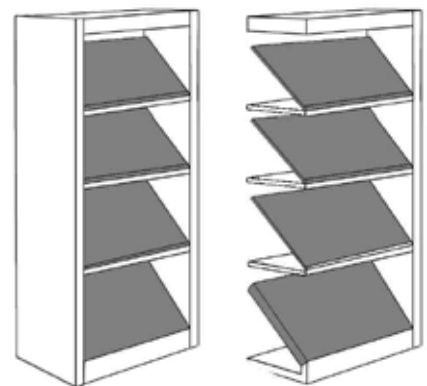
Catalog No.	Description	H x W x D	Wt. (lbs.)	Oak Price	Maple Price
5 Tilting Metal Shelves, 4 Flat Wood Shelves and 1 Wood Base Shelf					
CL7-935-C00	S/F Starter	82" x 37-3/16" x 16"	250	\$3,088	\$3,242
CL8-935-C00	S/F Adder	82" x 36-3/16" x 16"	214	\$2,593	\$2,723

82"H Omega Tilt & Store Shelves



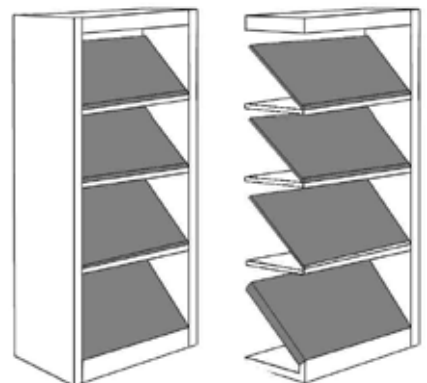
4 Tilting Metal Shelves, 3 Flat Wood Shelves and 1 Wood Base Shelf					
CL7-880-C00	S/F Starter	72" x 37-3/16" x 16"	220	\$2,929	\$3,075
CL8-880-C00	S/F Adder	72" x 36-3/16" x 16"	180	\$2,303	\$2,418

72"H Omega Tilt & Store Shelves



4 Tilting Metal Shelves, 3 Flat Wood Shelves and 1 Wood Base Shelf					
CL7-936-C00	S/F Starter	60-1/2" x 37-3/16" x 16"	180	\$2,769	\$2,908
CL8-936-C00	S/F Adder	60-1/2" x 36-3/16" x 16"	130	\$2,008	\$2,109

60-1/2"H Omega Tilt & Store Shelves



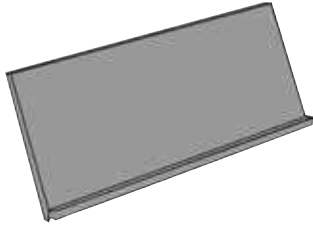
Please specify Wood Finish (Table 1) and Metal Color (Table 3).

Details can be found on pages GEN 4 and GEN 5.

Note: Shelving Backs and Partitions are sold separately and are located in the Shelving Accessories Section on pages CLA 49 and CLA 50.

Clip & Strip Shelving **CANNOT** be used with Omega Shelves.

Note: For Oak Shelving, place "OAK" at end of catalog #. For Maple, place "MAP" at end of catalog #.

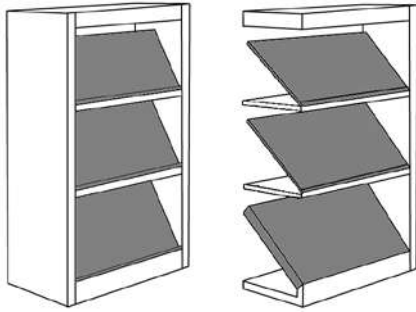


Metal Tilt and Store Shelving

Sloping display shelves have a 13"H clear display area and lift up to expose flat storage shelves via a pivot hinge. Storage space is concealed when display shelves are in normal position.

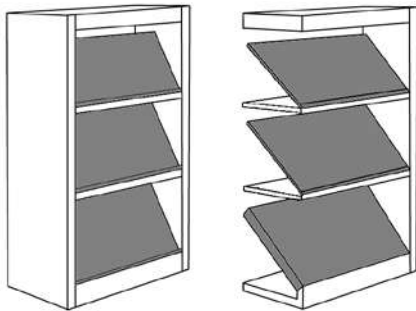
Note: Tilt and Store Shelving is available in 16" depth ONLY.

48"H Omega Tilt & Store Shelves



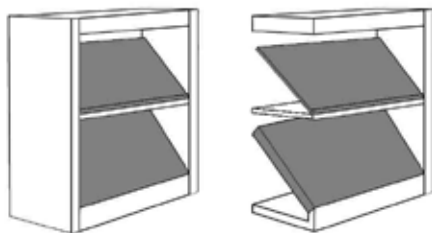
Catalog No.	Description	H x W x D	Wt. (lbs.)	Oak Price	Maple Price
<u>3 Tilting Metal Shelves, 2 Flat Wood Shelves and 1 Wood Base Shelf</u>					
CL7-938-C00	S/F Starter	48" x 37-3/16" x 16"	120	\$2,470	\$2,594
CL8-938-C00	S/F Adder	48" x 36-3/16" x 16"	110	\$1,891	\$1,985

42"H Omega Tilt & Store Shelves



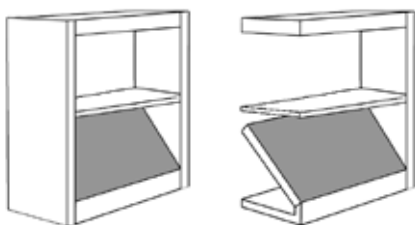
<u>3 Tilting Metal Shelves, 2 Flat Wood Shelves and 1 Wood Base Shelf</u>					
CL7-937-C00	S/F Starter	42" x 37-3/16" x 16"	100	\$2,173	\$2,281
CL8-937-C00	S/F Adder	42" x 36-3/16" x 16"	90	\$1,771	\$1,860

36"H Omega Tilt & Store Shelves



<u>2 Tilting Metal Shelves, 1 Flat Wood Shelf and 1 Wood Base Shelf</u>					
CL7-721-C00	S/F Starter	36" x 37-3/16" x 16"	90	\$1,875	\$1,983
CL8-721-C00	S/F Adder	36" x 36-3/16" x 16"	70	\$1,651	\$1,740

30"H Omega Tilt & Store Shelves



<u>1 Tilting Metal Shelf, 1 Flat Wood Shelf and 1 Wood Base Shelf</u>					
CL7-743-C00	S/F Starter	30" x 37-3/16" x 16"	80	\$1,605	\$1,713
CL8-743-C00	S/F Adder	30" x 36-3/16" x 16"	60	\$1,381	\$1,471

Please specify Wood Finish (Table 1) and Metal Color (Table 3).

Details can be found on pages GEN 4 and GEN 5.

Note: Shelving Backs and Partitions are sold separately and are located in the Shelving Accessories Section on pages CLA 49 and CLA 50.

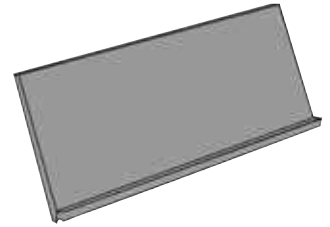
Clip & Strip Shelving **CANNOT** be used with Omega Shelves.

Note: For Oak Shelving, place "OAK" at end of catalog #. For Maple, place "MAP" at end of catalog #.

Metal Tilt and Store Shelving

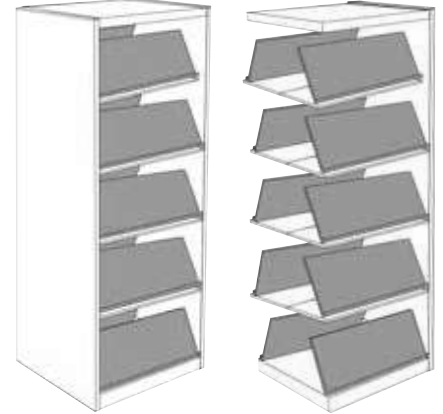
Sloping display shelves have a 13"H clear display area and lift up to expose flat storage shelves via a pivot hinge. Storage space is concealed when display shelves are in normal position.

Note: Tilt and Store Shelving is available in 16" depth ONLY.



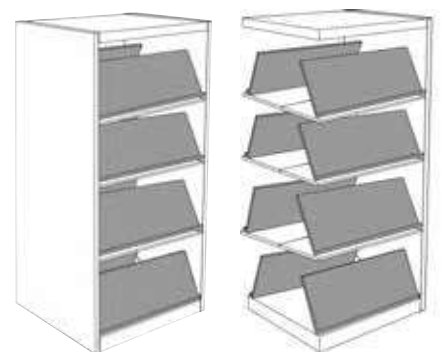
Catalog No.	Description	H x W x D	Wt. (lbs.)	Oak Price	Maple Price
5 Tilting Metal Shelves, 4 Flat Wood Shelves and 1 Wood Base Shelf per Side					
CL7-945-C00	D/F Starter	82" x 37-3/16" x 32"	450	\$5,557	\$5,847
CL8-945-C00	D/F Adder	82" x 36-3/16" x 32"	385	\$4,669	\$4,900

82"H Omega Tilt & Store Shelves



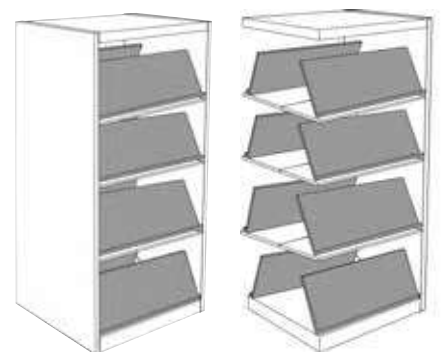
4 Tilting Metal Shelves, 3 Flat Wood Shelves and 1 Wood Base Shelf per Side					
CL7-840-C00	D/F Starter	72" x 37-3/16" x 32"	396	\$5,273	\$5,535
CL8-840-C00	D/F Adder	72" x 36-3/16" x 32"	324	\$4,143	\$4,351

72"H Omega Tilt & Store Shelves



4 Tilting Metal Shelves, 3 Flat Wood Shelves and 1 Wood Base Shelf per Side					
CL7-946-C00	D/F Starter	60-1/2" x 37-3/16" x 32"	324	\$4,985	\$5,234
CL8-946-C00	D/F Adder	60-1/2" x 36-3/16" x 32"	234	\$3,615	\$3,796

60-1/2"H Omega Tilt & Store Shelves



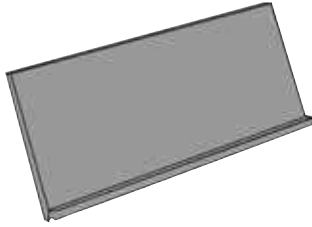
Please specify Wood Finish (Table 1) and Metal Color (Table 3).

Details can be found on pages GEN 4 and GEN 5.

Note: Shelving Backs and Partitions are sold separately and are located in the Shelving Accessories Section on pages CLA 49 and CLA 50.

Clip & Strip Shelving **CANNOT** be used with Omega Shelves.

Note: For Oak Shelving, place "OAK" at end of catalog #. For Maple, place "MAP" at end of catalog #.

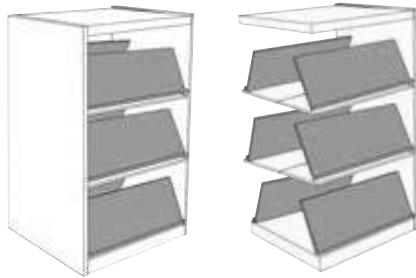


Metal Tilt and Store Shelving

Sloping display shelves have a 13"H clear display area and lift up to expose flat storage shelves via a pivot hinge. Storage space is concealed when display shelves are in normal position.

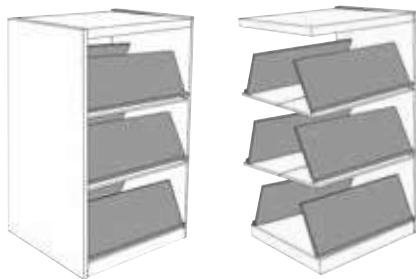
Note: Tilt and Store Shelving is available in 16" depth ONLY.

48"H Omega Tilt & Store Shelves



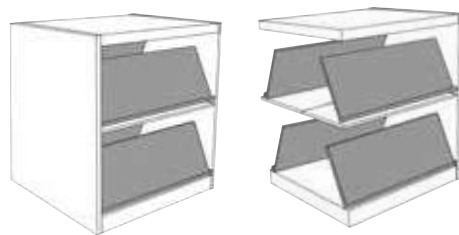
Catalog No.	Description	H x W x D	Wt. (lbs.)	Oak Price	Maple Price
<u>3 Tilting Metal Shelves, 2 Flat Wood Shelves and 1 Wood Base Shelf per Side</u>					
CL7-948-C00	D/F Starter	48" x 37-3/16" x 32"	216	\$4,447	\$4,669
CL8-948-C00	D/F Adder	48" x 36-3/16" x 32"	198	\$3,403	\$3,578

42"H Omega Tilt & Store Shelves



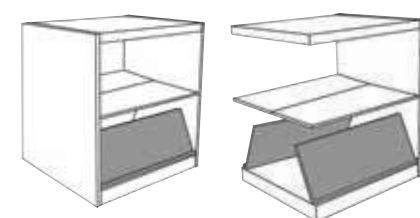
<u>3 Tilting Metal Shelves, 2 Flat Wood Shelves and 1 Wood Base Shelf per Side</u>					
CL7-947-C00	D/F Starter	42" x 37-3/16" x 32"	180	\$3,909	\$4,106
CL8-947-C00	D/F Adder	42" x 36-3/16" x 32"	162	\$3,189	\$3,348

36"H Omega Tilt & Store Shelves



<u>2 Tilting Metal Shelves, 1 Flat Wood Shelf and 1 Wood Base Shelf per Side</u>					
CL7-722-C00	D/F Starter	36" x 37-3/16" x 32"	144	\$3,371	\$3,568
CL8-722-C00	D/F Adder	36" x 36-3/16" x 32"	126	\$2,974	\$3,133

30"H Omega Tilt & Store Shelves



<u>1 Tilting Metal Shelf, 1 Flat Wood Shelf and 1 Wood Base Shelf per Side</u>					
CL7-744-C00	D/F Starter	30" x 37-3/16" x 32"	124	\$2,881	\$3,078
CL8-744-C00	D/F Adder	30" x 36-3/16" x 32"	106	\$2,484	\$2,643

Please specify Wood Finish (Table 1) and Metal Color (Table 3).

Details can be found on pages GEN 4 and GEN 5.


Note: Shelving Backs and Partitions are sold separately and are located in the Shelving Accessories Section on pages CLA 49 and CLA 50.

Clip & Strip Shelving **CANNOT** be used with Omega Shelves.

Note: For Oak Shelving, place "OAK" at end of catalog #. For Maple, place "MAP" at end of catalog #.

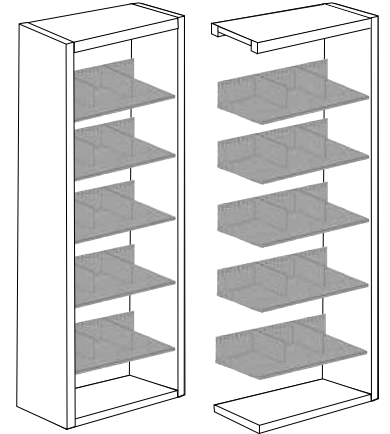
Metal Picture Book Shelving

Metal Picture Book Shelves are 11"D x 7"H overall with two metal dividers per shelf. Dividers can be placed at 26 equal spaces along the width of each shelf. A steel cotter pin is provided with each divider to prevent removal.



Catalog No.	Description	H x W x D	Wt. (lbs.)	Oak Price	Maple Price
4 Adjustable (1 Fixed) Metal Picture Book Shelves w/Dividers and 1 Wood Base Shelf					
CL1-233-C00	S/F Starter	82" x 37-3/16" x 12"	250	\$1,771	\$1,860
CL2-233-C00	S/F Adder	82" x 36-3/16" x 12"	214	\$1,298	\$1,361

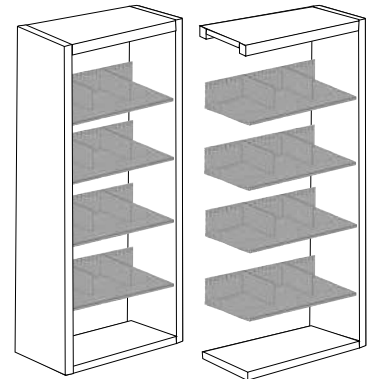
82"H Omega Picture Book Shelves



4 Adjustable Metal Picture Book Shelves w/Dividers and 1 Wood Base Shelf

CL1-237-C00	S/F Starter	72" x 37-3/16" x 12"	220	\$1,615	\$1,696
CL2-237-C00	S/F Adder	72" x 36-3/16" x 12"	180	\$1,203	\$1,263

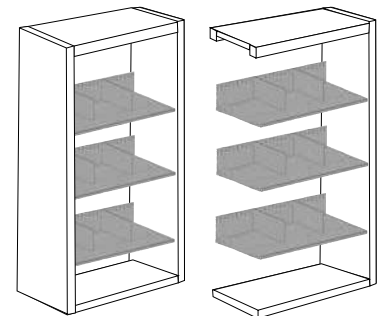
72"H Omega Picture Book Shelves



3 Adjustable Metal Picture Book Shelves w/Dividers and 1 Wood Base Shelf

CL1-232-C00	S/F Starter	60-1/2" x 37-3/16" x 12"	180	\$1,459	\$1,533
CL2-232-C00	S/F Adder	60-1/2" x 36-3/16" x 12"	130	\$1,110	\$1,165


60-1/2"H Omega Picture Book Shelves



Please specify Wood Finish (Table 1) and Metal Color (Table 3). Details can be found on pages GEN 4 and GEN 5.

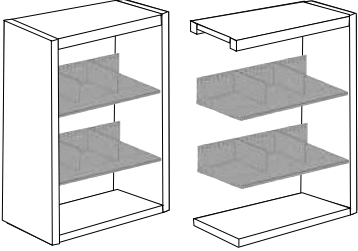
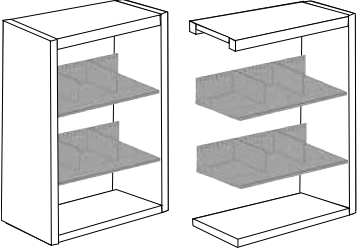
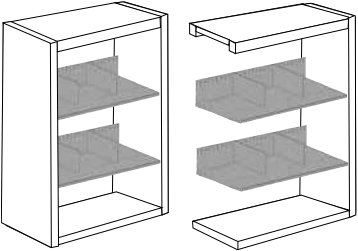
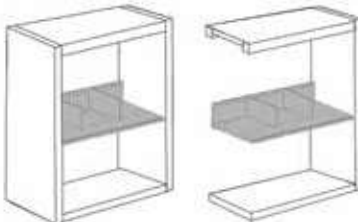
Note: Clip & Strip Shelving **CANNOT** be used with Omega Shelves. Shelving Backs and Partitions **CANNOT** be used with Omega Picture Book Shelving.

Note: For Oak Shelving, place "OAK" at end of catalog #. For Maple, place "MAP" at end of catalog #.



Metal Picture Book Shelving

Metal Picture Book Shelves are 11"D x 7"H overall with two metal dividers per shelf. Dividers can be placed at 26 equal spaces along the width of each shelf. A steel cotter pin is provided with each divider to prevent removal.

	Catalog No.	Description	H x W x D	Wt. (lbs.)	Oak Price	Maple Price
48"H Omega Picture Book Shelves 	<u>2 Adjustable Metal Picture Book Shelves w/Dividers and 1 Wood Base Shelf</u>					
	CL1-238-C00	S/F Starter	48" x 37-3/16" x 12"	120	\$1,190	\$1,250
	CL2-238-C00	S/F Adder	48" x 36-3/16" x 12"	110	\$858	\$901
42"H Omega Picture Book Shelves 	<u>2 Adjustable Metal Picture Book Shelves w/Dividers and 1 Wood Base Shelf</u>					
	CL1-231-C00	S/F Starter	42" x 37-3/16" x 12"	100	\$1,120	\$1,175
	CL2-231-C00	S/F Adder	42" x 36-3/16" x 12"	90	\$793	\$832
36"H Omega Picture Book Shelves 	<u>2 Adjustable Metal Picture Book Shelves w/Dividers and 1 Wood Base Shelf</u>					
	CL1-717-C00	S/F Starter	36" x 37-3/16" x 12"	90	\$1,050	\$1,105
	CL2-717-C00	S/F Adder	36" x 36-3/16" x 12"	80	\$728	\$767
30"H Omega Picture Book Shelves 	<u>1 Adjustable Metal Picture Book Shelf w/Dividers and 1 Wood Base Shelf</u>					
	CL1-739-C00	S/F Starter	30" x 37-3/16" x 12"	80	\$952	\$1,007
	CL2-739-C00	S/F Adder	30" x 36-3/16" x 12"	70	\$630	\$669


Please specify Wood Finish (Table 1) and Metal Color (Table 3). Details can be found on pages GEN 4 and GEN 5.

Note: Clip & Strip Shelving **CANNOT** be used with Omega Shelves. Shelving Backs and Partitions **CANNOT** be used with Omega Picture Book Shelving.

Note: For Oak Shelving, place "OAK" at end of catalog #. For Maple, place "MAP" at end of catalog #.

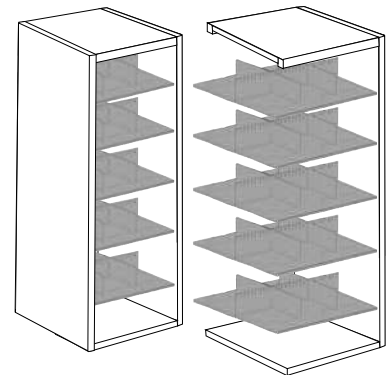
Metal Picture Book Shelving

Metal Picture Book Shelves are 11"D x 7"H overall with two metal dividers per shelf. Dividers can be placed at 26 equal spaces along the width of each shelf. A steel cotter pin is provided with each divider to prevent removal.



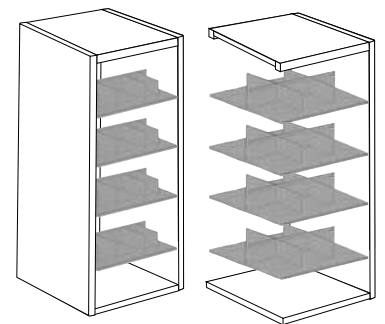
Catalog No.	Description	H x W x D	Wt. (lbs.)	Oak Price	Maple Price
4 Adjustable (1 Fixed) Metal Picture Book Shelves w/Dividers and 1 Wood Base Shelf per Side					
CL1-236-C00	D/F Starter	82" x 37-3/16" x 24"	450	\$3,251	\$3,413
CL2-236-C00	D/F Adder	82" x 36-3/16" x 24"	385	\$2,339	\$2,456

82"H Omega Picture Book Shelves



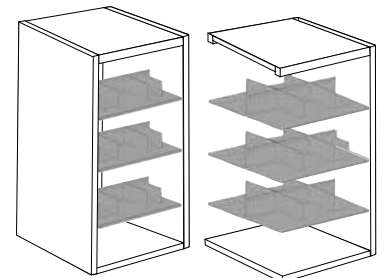
4 Adjustable Metal Picture Book Shelves w/Dividers and 1 Wood Base Shelf per Side					
CL1-247-C00	D/F Starter	72" x 37-3/16" x 24"	396	\$3,033	\$3,185
CL2-247-C00	D/F Adder	72" x 36-3/16" x 24"	324	\$2,262	\$2,376

72"H Omega Picture Book Shelves



3 Adjustable Metal Picture Book Shelves w/Dividers and 1 Wood Base Shelf per Side					
CL1-235-C00	D/F Starter	60-1/2" x 37-3/16" x 24"	324	\$2,815	\$2,954
CL2-235-C00	D/F Adder	60-1/2" x 36-3/16" x 24"	234	\$2,184	\$2,293


60-1/2"H Omega Picture Book Shelves



Please specify Wood Finish (Table 1) and Metal Color (Table 3). Details can be found on pages GEN 4 and GEN 5.

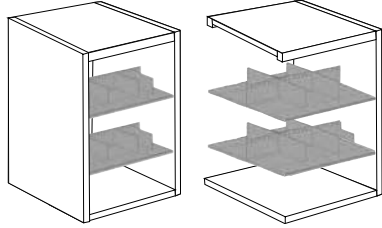
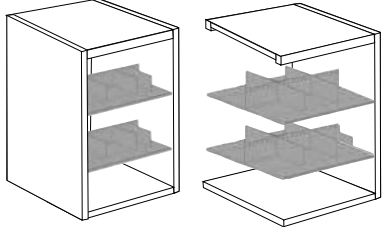
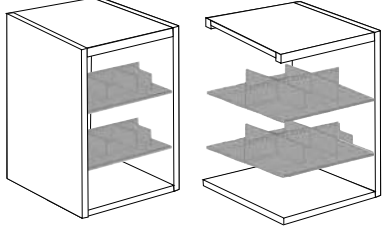
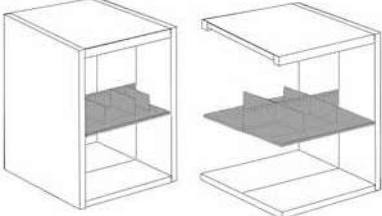
Note: Clip & Strip Shelving **CANNOT** be used with Omega Shelves. Shelving Backs and Partitions **CANNOT** be used with Omega Picture Book Shelving.

Note: For Oak Shelving, place "OAK" at end of catalog #. For Maple, place "MAP" at end of catalog #.



Metal Picture Book Shelving

Metal Picture Book Shelves are 11"D x 7"H overall with two metal dividers per shelf. Dividers can be placed at 26 equal spaces along the width of each shelf. A steel cotter pin is provided with each divider to prevent removal.

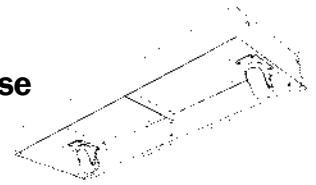
	Catalog No.	Description	H x W x D	Wt. (lbs.)	Oak Price	Maple Price
48"H Omega Picture Book Shelves 	<u>2 Adjustable Metal Picture Book Shelves w/Dividers and 1 Wood Base Shelf per Side</u>					
	CL1-248-C00	D/F Starter	48" x 37-3/16" x 24"	216	\$2,120	\$2,227
	CL2-248-C00	D/F Adder	48" x 36-3/16" x 24"	198	\$1,591	\$1,670
42"H Omega Picture Book Shelves 	<u>2 Adjustable Metal Picture Book Shelves w/Dividers and 1 Wood Base Shelf per Side</u>					
	CL1-234-C00	D/F Starter	42" x 37-3/16" x 24"	180	\$1,945	\$2,043
	CL2-234-C00	D/F Adder	42" x 36-3/16" x 24"	162	\$1,444	\$1,515
36"H Omega Picture Book Shelves 	<u>2 Adjustable Metal Picture Book Shelves w/Dividers and 1 Wood Base Shelf per Side</u>					
	CL1-718-C00	D/F Starter	36" x 37-3/16" x 24"	160	\$1,770	\$1,868
	CL2-718-C00	D/F Adder	36" x 36-3/16" x 24"	142	\$1,296	\$1,368
30"H Omega Picture Book Shelves 	<u>1 Adjustable Metal Picture Book Shelf w/Dividers and 1 Wood Base Shelf per Side</u>					
	CL1-740-C00	D/F Starter	30" x 37-3/16" x 24"	140	\$1,573	\$1,671
	CL2-740-C00	D/F Adder	30" x 36-3/16" x 24"	122	\$1,100	\$1,172


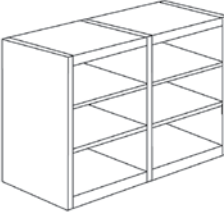
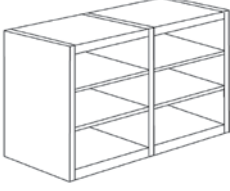
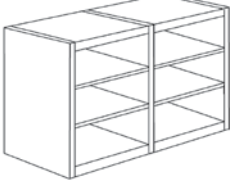

Please specify Wood Finish (Table 1) and Metal Color (Table 3). Details can be found on pages GEN 4 and GEN 5.

Note: Clip & Strip Shelving **CANNOT** be used with Omega Shelves. Shelving Backs and Partitions **CANNOT** be used with Omega Picture Book Shelving.

Note: For Oak Shelving, place "OAK" at end of catalog #. For Maple, place "MAP" at end of catalog #.

Casters Base



Catalog No.	Description	H x W x D	Wt. (lbs.)	Oak Price	Maple Price	
4 Adjustable Shelves and 1 Base Shelf per Side						60-1/2"H Wood Shelves
CL1-985-C07	D/F Starter	60-1/2" x 37-3/16" x 20"	144	\$3,025	\$3,175	
CL1-985-C08	D/F Starter/Adder	60-1/2" x 73-3/8" x 20"	268	\$5,445	\$5,717	
CL1-986-C07	D/F Starter	60-1/2" x 37-3/16" x 24"	190	\$3,184	\$3,342	
CL1-986-C08	D/F Starter/Adder	60-1/2" x 73-3/8" x 24"	352	\$5,731	\$6,017	
2 Adjustable Shelves and 1 Base Shelf per Side						48"H Wood Shelves
CL1-765-C07	D/F Starter	48" x 37-3/16" x 20"	117	\$2,385	\$2,503	
CL1-765-C08	D/F Starter/Adder	48" x 73-3/8" x 20"	217	\$4,294	\$4,509	
CL1-766-C07	D/F Starter	48" x 37-3/16" x 24"	154	\$2,509	\$2,635	
CL1-766-C08	D/F Starter/Adder	48" x 73-3/8" x 24"	285	\$4,520	\$4,746	
2 Adjustable Shelves and 1 Base Shelf per Side						42"H Wood Shelves
CL1-987-C07	D/F Starter	42" x 37-3/16" x 20"	106	\$2,225	\$2,338	
CL1-987-C08	D/F Starter/Adder	42" x 73-3/8" x 20"	204	\$4,003	\$4,202	
CL1-991-C07	D/F Starter	42" x 37-3/16" x 24"	140	\$2,343	\$2,461	
CL1-991-C08	D/F Starter/Adder	42" x 73-3/8" x 24"	269	\$4,213	\$4,424	
2 Adjustable Shelves and 1 Base Shelf per Side						36"H Wood Shelves
CL1-710-C07	D/F Starter	36" x 37-3/16" x 20"	95	\$2,065	\$2,178	
CL1-710-C08	D/F Starter/Adder	36" x 73-3/8" x 20"	191	\$3,712	\$3,911	
CL1-711-C07	D/F Starter	36" x 37-3/16" x 24"	126	\$2,177	\$2,295	
CL1-711-C08	D/F Starter/Adder	36" x 73-3/8" x 24"	253	\$3,906	\$4,117	
1 Adjustable Shelf and 1 Base Shelf per Side						30"H Wood Shelves
CL1-734-C07	D/F Starter	30" x 37-3/16" x 20"	75	\$1,921	\$2,034	
CL1-734-C08	D/F Starter/Adder	30" x 73-3/8" x 20"	161	\$3,447	\$3,647	
CL1-735-C07	D/F Starter	30" x 37-3/16" x 24"	106	\$2,033	\$2,150	
CL1-735-C08	D/F Starter/Adder	30" x 73-3/8" x 24"	213	\$3,642	\$3,852	

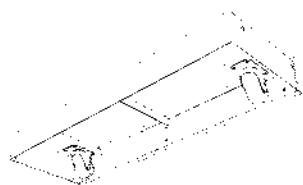
Please specify Wood Finish (Table 1). Details can be found on page GEN 4.

For details regarding Clip & Strip Shelving, Sub Tops or Individual HPL Tops, please reference the Modifications & Up Charges Section located on page MOD 8.

Note: Partitions included for Mobile Units.

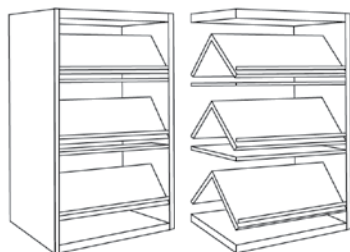
Classic Shelving *Mobile Unit w/ Wood Periodical Display Shelves, Double-Faced*

Note: For Oak Shelving, place "OAK" at end of catalog #. For Maple, place "MAP" at end of catalog #.



Casters Base

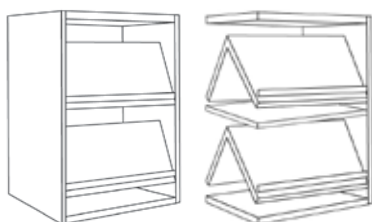
60-1/2"H Wood Periodical Display Shelves



3 Sloping Shelves, 2 Flat Shelves and 1 Wood Base Shelf per Side

Catalog No.	Description	H x W x D	Wt. (lbs.)	Oak Price	Maple Price
CL1-923-C07	D/F Starter	60-1/2" x 37-3/16" x 24"	190	\$4,680	\$4,913
CL1-923-C08	D/F Starter/Adder	60-1/2" x 73-3/8" x 24"	352	\$8,424	\$8,846

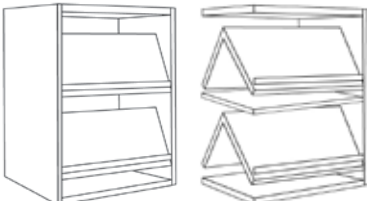
48"H Wood Periodical Display Shelves



2 Sloping Shelves, 1 Flat Shelf and 1 Wood Base Shelf per Side

CL1-925-C07	D/F Starter	48" x 37-3/16" x 24"	154	\$3,689	\$3,873
CL1-925-C08	D/F Starter/Adder	48" x 73-3/8" x 24"	285	\$6,644	\$6,976

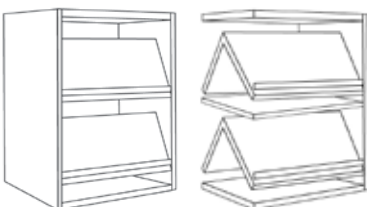
42"H Wood Periodical Display Shelves



2 Sloping Shelves, 1 Flat Shelf and 1 Wood Base Shelf per Side

CL1-924-C07	D/F Starter	42" x 37-3/16" x 24"	140	\$3,445	\$3,617
CL1-924-C08	D/F Starter/Adder	42" x 73-3/8" x 24"	269	\$6,193	\$6,503

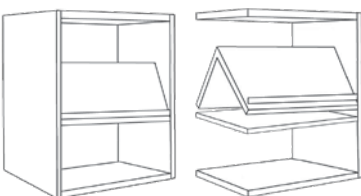
36"H Wood Periodical Display Shelves



2 Sloping Shelves, 1 Flat Shelf and 1 Wood Base Shelf per Side

CL1-720-C07	D/F Starter	36" x 37-3/16" x 24"	126	\$3,200	\$3,372
CL1-720-C08	D/F Starter/Adder	36" x 73-3/8" x 24"	253	\$5,742	\$6,052

30"H Wood Periodical Display Shelves



1 Sloping Shelf, 1 Flat Shelf and 1 Wood Base Shelf per Side

CL1-742-C07	D/F Starter	30" x 37-3/16" x 24"	106	\$2,936	\$3,108
CL1-742-C08	D/F Starter/Adder	30" x 73-3/8" x 24"	213	\$5,261	\$5,571

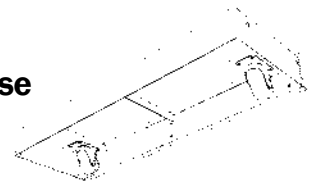
Please specify Wood Finish (Table 1). Details can be found on page GEN 4.

For details regarding Clip & Strip Shelving, Sub Tops or Individual HPL Tops, please reference the Modifications & Up Charges Section located on page MOD 8.

Note: Partitions included for Mobile Units.

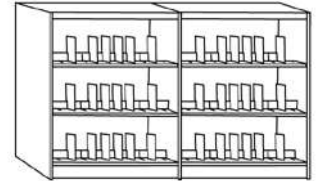
Note: For Oak Shelving, place "OAK" at end of catalog #. For Maple, place "MAP" at end of catalog #.

Casters Base



Catalog No.	Description	H x W x D	Wt. (lbs.)	Oak Price	Maple Price
2 Adjustable Picture Book Shelves w/Dividers and 1 Base Shelf per Side					
CL1-933-C07	D/F Starter	60-1/2" x 37-3/16" x 24"	190	\$3,342	\$3,510
CL1-933-C08	D/F Starter/Adder	60-1/2" x 73-3/8" x 24"	352	\$5,893	\$6,188

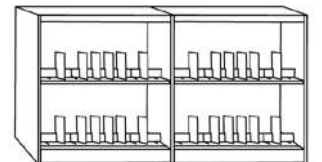
60-1/2"H Wood Picture Book Shelves



1 Adjustable Picture Book Shelf w/Dividers and 1 Base Shelf per Side

CL1-930-C07	D/F Starter	48" x 37-3/16" x 24"	154	\$2,709	\$2,844
CL1-930-C08	D/F Starter/Adder	48" x 73-3/8" x 24"	285	\$4,872	\$5,115

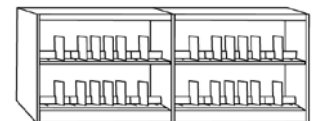
48"H Wood Picture Book Shelves



1 Adjustable Picture Book Shelf w/Dividers and 1 Base Shelf per Side

CL1-934-C07	D/F Starter	42" x 37-3/16" x 24"	140	\$2,473	\$2,595
CL1-934-C08	D/F Starter/Adder	42" x 73-3/8" x 24"	269	\$4,546	\$4,774

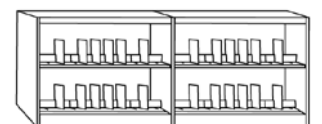
42"H Wood Picture Book Shelves



1 Adjustable Picture Book Shelf w/Dividers and 1 Base Shelf per Side

CL1-716-C07	D/F Starter	36" x 37-3/16" x 24"	126	\$2,237	\$2,360
CL1-716-C08	D/F Starter/Adder	36" x 73-3/8" x 24"	253	\$4,220	\$4,448

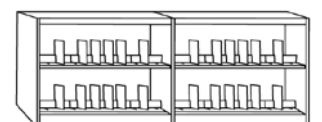
36"H Wood Picture Book Shelves



1 Adjustable Picture Book Shelf w/Dividers and 1 Base Shelf per Side

CL1-738-C07	D/F Starter	30" x 37-3/16" x 24"	106	\$1,972	\$2,095
CL1-738-C08	D/F Starter/Adder	30" x 73-3/8" x 24"	213	\$3,739	\$3,967

30"H Wood Picture Book Shelves



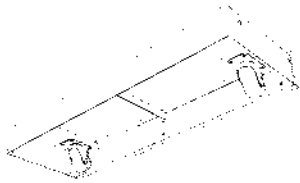
Please specify Wood Finish (Table 1). Details can be found on page GEN 4.

For details regarding Clip & Strip Shelving, Sub Tops or Individual HPL Tops, please reference the Modifications & Up Charges Section located on page MOD 8.

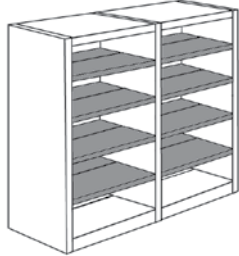
Note: Partitions included for Mobile Units.

Note: For Oak Shelving, place "OAK" at end of catalog #. For Maple, place "MAP" at end of catalog #.

Casters Base

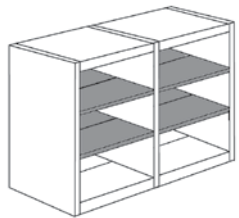


60-1/2"H Omega Shelves



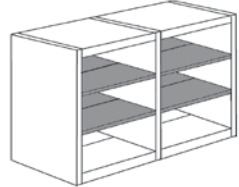
Catalog No.	Description	H x W x D	Wt. (lbs.)	Oak Price	Maple Price
<u>3 Sloping Shelves, 2 Flat Shelves and 1 Wood Base Shelf per Side</u>					
<u>4 Adjustable Metal Shelves and 1 Wood Base Shelf per Side</u>					
CL5-985-C07	D/F Starter	60-1/2" x 37-3/16" x 20"	144	\$3,017	\$3,168
CL5-985-C08	D/F Starter/Adder	60-1/2" x 73-3/8" x 20"	268	\$5,431	\$5,702
CL5-986-C07	D/F Starter	60-1/2" x 37-3/16" x 24"	190	\$3,079	\$3,234
CL5-986-C08	D/F Starter/Adder	60-1/2" x 73-3/8" x 24"	352	\$5,543	\$5,820

48"H Omega Shelves



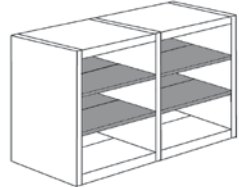
<u>2 Adjustable Metal Shelves and 1 Wood Base Shelf per Side</u>					
CL5-765-C07	D/F Starter	48" x 37-3/16" x 20"	117	\$2,379	\$2,499
CL5-765-C08	D/F Starter/Adder	48" x 73-3/8" x 20"	217	\$4,284	\$4,499
CL5-766-C07	D/F Starter	48" x 37-3/16" x 24"	154	\$2,426	\$2,548
CL5-766-C08	D/F Starter/Adder	48" x 73-3/8" x 24"	285	\$4,371	\$4,590

42"H Omega Shelves



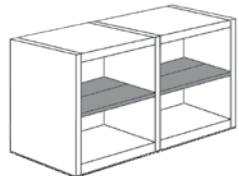
<u>2 Adjustable Metal Shelves and 1 Wood Base Shelf per Side</u>					
CL5-987-C07	D/F Starter	42" x 37-3/16" x 20"	106	\$2,220	\$2,331
CL5-987-C08	D/F Starter/Adder	42" x 73-3/8" x 20"	204	\$3,994	\$4,193
CL5-991-C07	D/F Starter	42" x 37-3/16" x 24"	140	\$2,266	\$2,380
CL5-991-C08	D/F Starter/Adder	42" x 73-3/8" x 24"	269	\$4,075	\$4,279

36"H Omega Shelves



<u>2 Adjustable Metal Shelves and 1 Wood Base Shelf per Side</u>					
CL5-710-C07	D/F Starter	36" x 37-3/16" x 20"	95	\$2,061	\$2,171
CL5-710-C08	D/F Starter/Adder	36" x 73-3/8" x 20"	191	\$3,703	\$3,903
CL5-711-C07	D/F Starter	36" x 37-3/16" x 24"	126	\$2,105	\$2,219
CL5-711-C08	D/F Starter/Adder	36" x 73-3/8" x 24"	253	\$3,778	\$3,983

30"H Omega Shelves



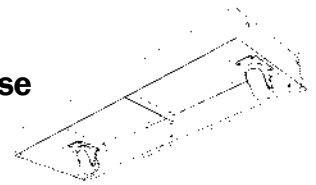
<u>1 Adjustable Metal Shelf and 1 Wood Base Shelf per Side</u>					
CL5-734-C07	D/F Starter	30" x 37-3/16" x 20"	75	\$1,914	\$2,024
CL5-734-C08	D/F Starter/Adder	30" x 73-3/8" x 20"	161	\$3,409	\$3,609
CL5-735-C07	D/F Starter	30" x 37-3/16" x 24"	106	\$1,958	\$2,072
CL5-735-C08	D/F Starter/Adder	30" x 73-3/8" x 24"	213	\$3,484	\$3,689

Please specify Wood Finish (Table 1) and Metal Color (Table 3). Details can be found on pages GEN 4 and GEN 5.

Note: Clip & Strip Shelving **CANNOT** be used with Omega Shelves. Partitions included for Mobile Units.

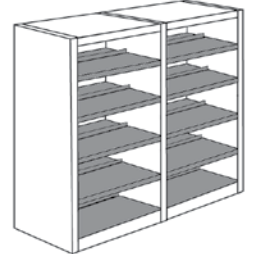
Note: For Oak Shelving, place "OAK" at end of catalog #. For Maple, place "MAP" at end of catalog #.

Casters Base

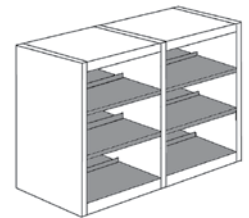


Catalog No.	Description	H x W x D	Wt. (lbs.)	Oak Price	Maple Price
4 Adjustable Metal Shelves and 1 Metal Base Shelf per Side					
CL7-985-C07	D/F Starter	60-1/2" x 37-3/16" x 20"	144	\$3,691	\$3,876
CL7-985-C08	D/F Starter/Adder	60-1/2" x 73-3/8" x 20"	268	\$6,484	\$6,807
CL7-986-C07	D/F Starter	60-1/2" x 37-3/16" x 24"	190	\$3,780	\$3,970
CL7-986-C08	D/F Starter/Adder	60-1/2" x 73-3/8" x 24"	352	\$6,594	\$6,924
2 Adjustable Metal Shelves and 1 Metal Base Shelf per Side					
CL7-765-C07	D/F Starter	48" x 37-3/16" x 20"	117	\$2,716	\$2,852
CL7-765-C08	D/F Starter/Adder	48" x 73-3/8" x 20"	217	\$4,684	\$4,919
CL7-766-C07	D/F Starter	48" x 37-3/16" x 24"	154	\$2,860	\$3,004
CL7-766-C08	D/F Starter/Adder	48" x 73-3/8" x 24"	285	\$4,931	\$5,177
2 Adjustable Metal Shelves and 1 Metal Base Shelf per Side					
CL7-987-C07	D/F Starter	42" x 37-3/16" x 20"	106	\$2,446	\$2,568
CL7-987-C08	D/F Starter/Adder	42" x 73-3/8" x 20"	204	\$4,383	\$4,603
CL7-991-C07	D/F Starter	42" x 37-3/16" x 24"	140	\$2,575	\$2,703
CL7-991-C08	D/F Starter/Adder	42" x 73-3/8" x 24"	269	\$4,615	\$4,845
2 Adjustable Metal Shelves and 1 Metal Base Shelf per Side					
CL7-710-C07	D/F Starter	36" x 37-3/16" x 20"	95	\$2,176	\$2,299
CL7-710-C08	D/F Starter/Adder	36" x 73-3/8" x 20"	191	\$4,083	\$4,302
CL7-711-C07	D/F Starter	36" x 37-3/16" x 24"	126	\$2,289	\$2,418
CL7-711-C08	D/F Starter/Adder	36" x 73-3/8" x 24"	253	\$4,299	\$4,529
1 Adjustable Metal Shelf and 1 Metal Base Shelf per Side					
CL7-734-C07	D/F Starter	30" x 37-3/16" x 20"	75	\$2,029	\$2,152
CL7-734-C08	D/F Starter/Adder	30" x 73-3/8" x 20"	161	\$3,789	\$4,008
CL7-735-C07	D/F Starter	30" x 37-3/16" x 24"	106	\$2,142	\$2,271
CL7-735-C08	D/F Starter/Adder	30" x 73-3/8" x 24"	213	\$4,005	\$4,235

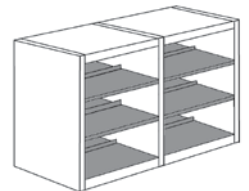
60-1/2"H Omega Book Stop Shelves



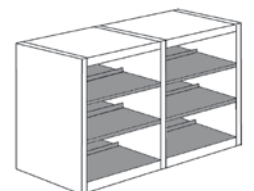
48"H Omega Book Stop Shelves



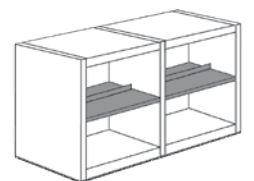
42"H Omega Book Stop Shelves



36"H Omega Book Stop Shelves



30"H Omega Book Stop Shelves

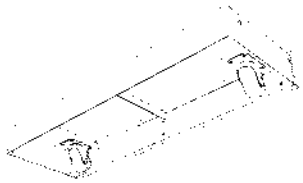


Please specify Wood Finish (Table 1) and Metal Color (Table 3). Details can be found on pages GEN 4 and GEN 5.

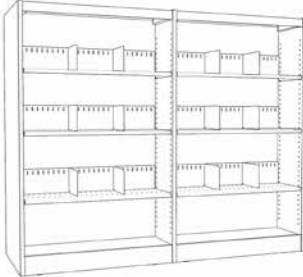
Note: Clip & Strip Shelving **CANNOT** be used with Omega Shelves. Shelving Backs and Partitions **CANNOT** be used with Omega Book Stop Shelving. Sway Braces included.

Note: For Oak Shelving, place "OAK" at end of catalog #. For Maple, place "MAP" at end of catalog #.

Casters Base

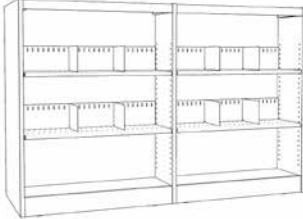


60-1/2"H Omega Picture Book Shelves



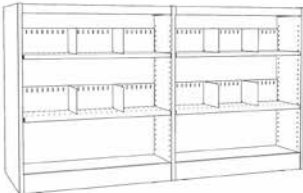
Catalog No.	Description	H x W x D	Wt. (lbs.)	Oak Price	Maple Price
<u>2 Adjustable Picture Book Shelves w/Dividers and 1 Base Shelf per Side</u>					
CL1-235-C07	D/F Starter	60-1/2" x 37-3/16" x 24"	190	\$3,287	\$3,454
CL1-235-C08	D/F Starter/Adder	60-1/2" x 73-3/8" x 24"	352	\$5,838	\$6,133

48"H Omega Picture Book Shelves



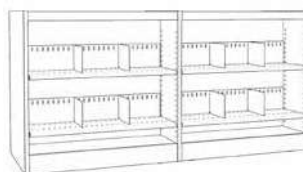
<u>1 Adjustable Picture Book Shelf w/Dividers and 1 Base Shelf per Side</u>					
CL1-248-C07	D/F Starter	48" x 37-3/16" x 24"	154	\$2,653	\$2,789
CL1-248-C08	D/F Starter/Adder	48" x 73-3/8" x 24"	285	\$4,817	\$5,059

42"H Omega Picture Book Shelves



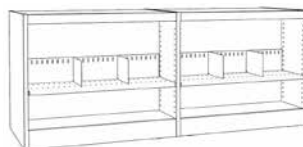
<u>1 Adjustable Picture Book Shelf w/Dividers and 1 Base Shelf per Side</u>					
CL1-234-C07	D/F Starter	42" x 37-3/16" x 24"	140	\$2,417	\$2,540
CL1-234-C08	D/F Starter/Adder	42" x 73-3/8" x 24"	269	\$4,491	\$4,718

36"H Omega Picture Book Shelves



<u>1 Adjustable Picture Book Shelf w/Dividers and 1 Base Shelf per Side</u>					
CL1-718-C07	D/F Starter	36" x 37-3/16" x 24"	126	\$2,181	\$2,304
CL1-718-C08	D/F Starter/Adder	36" x 73-3/8" x 24"	253	\$4,165	\$4,392

30"H Omega Picture Book Shelves



<u>1 Adjustable Picture Book Shelf w/Dividers and 1 Base Shelf per Side</u>					
CL1-740-C07	D/F Starter	30" x 37-3/16" x 24"	106	\$1,917	\$2,039
CL1-740-C08	D/F Starter/Adder	30" x 73-3/8" x 24"	213	\$3,683	\$3,911


Please specify Wood Finish (Table 1) and Metal Color (Table 3). Details can be found on page GEN 4 and GEN 5.


Note: Clip & Strip Shelving **CANNOT** be used with Omega Shelves. Partitions included for Mobile Units.

Note: For Oak Shelving, place "OAK" at end of catalog #. For Maple, place "MAP" at end of catalog #.


Shelving Backs

Except where specified, all single-faced shelving is supplied without backs. When specified, single-faced shelving is supplied with full-height and full width plywood backs, 1/4" thick. Backs Partitions fit into rabbets in the end panels, intermediates, tops, and base, so that edges are concealed from view after installation.

Catalog No.	Description	H x W x D	Wt. (lbs.)	Oak Price	Maple Price	
CL-608-C00	S/F Back, 90" H	87-5/16" x 35-5/8" x 1/4"	24	\$219	\$230	Plywood with Veneer Face Single-Faced Shelving Backs 
CL-600-C00	S/F Back, 82" H	79-5/16" x 35-5/8" x 1/4"	22	\$212	\$221	
CL-620-C00	S/F Back, 72" H	69-5/16" x 35-5/8" x 1/4"	20	\$208	\$218	
CL-602-C00	S/F Back, 60-1/2" H	58-15/16" x 35-5/8" x 1/4"	18	\$203	\$213	
CL-606-C00	S/F Back, 48" H	46-7/16" x 35-5/8" x 1/4"	15	\$141	\$148	
CL-604-C00	S/F Back, 42" H	40-7/16" x 35-5/8" x 1/4"	12	\$126	\$132	
CL-612-C00	S/F Back, 36" H	34-7/16" x 35-5/8" x 1/4"	10	\$114	\$120	
CL-610-C00	S/F Back, 30" H	28-7/16" x 35-5/8" x 1/4"	8	\$108	\$114	

CL-608-C02	S/F Back, 90" H	87-5/16" x 35-5/8" x 1/4"	24	\$287	\$301	Finished Two Sides Plywood with Veneer Face Single-Faced Shelving Backs 
CL-600-C02	S/F Back, 82" H	79-5/16" x 35-5/8" x 1/4"	22	\$277	\$291	
CL-620-C02	S/F Back, 72" H	69-5/16" x 35-5/8" x 1/4"	20	\$257	\$271	
CL-602-C02	S/F Back, 60-1/2" H	58-15/16" x 35-5/8" x 1/4"	18	\$238	\$250	
CL-606-C02	S/F Back, 48" H	46-7/16" x 35-5/8" x 1/4"	15	\$176	\$184	
CL-604-C02	S/F Back, 48" H	40-7/16" x 35-5/8" x 1/4"	13	\$162	\$170	
CL-612-C02	S/F Back, 36" H	34-7/16" x 35-5/8" x 1/4"	10	\$149	\$158	
CL-610-C02	S/F Back, 30" H	28-7/16" x 35-5/8" x 1/4"	8	\$142	\$150	

Note: For use with shelving with exposed backs. (Does not include finishing and banding back edge of shelving unit.)


						Painted Single-Faced Shelving Backs 
CL-940-C00	S/F Back, 90" H	87-5/16" x 35-5/8" x 1/4"	24	\$180	N/A	
CL-939-C00	S/F Back, 82" H	79-5/16" x 35-5/8" x 1/4"	22	\$173	N/A	
CL-960-C00	S/F Back, 72" H	69-5/16" x 35-5/8" x 1/4"	20	\$170	N/A	
CL-942-C00	S/F Back, 60-1/2" H	58-15/16" x 35-5/8" x 1/4"	18	\$167	N/A	
CL-948-C00	S/F Back, 48" H	46-7/16" x 35-5/8" x 1/4"	15	\$115	N/A	
CL-943-C00	S/F Back, 42" H	40-7/16" x 35-5/8" x 1/4"	12	\$100	N/A	
CL-613-C00	S/F Back, 36" H	34-7/16" x 35-5/8" x 1/4"	10	\$84	N/A	
CL-611-C00	S/F Back, 30" H	28-7/16" x 35-5/8" x 1/4"	8	\$78	N/A	


Please specify Wood Finish (Table 1) or Paint Color; if applicable (Table 3). Details can be found on pages GEN 4 and GEN 5.




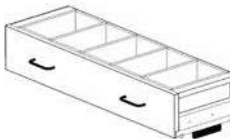
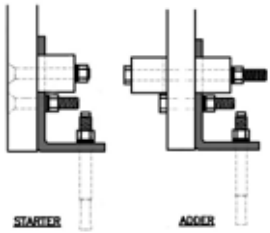
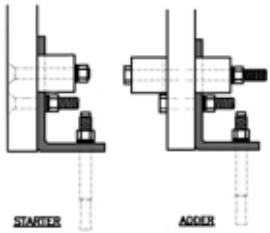
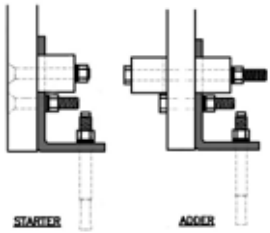
Note: For Oak Shelving, place "OAK" at end of catalog #. For Maple, place "MAP" at end of catalog #.

Shelving Partitions


Except where specified, all double-faced shelving is supplied without partitions. When specified, double-faced shelving is supplied with full-height and full width plywood partitions, 1/4" thick. Partitions fit into rabbets in the end panels, intermediates, tops, and base, so that edges are concealed from view after installation.

	Catalog No.	Description	H x W x D	Wt. (lbs.)	Oak Price	Maple Price
Plywood with Veneer Face Double-Faced Shelving Partitions 	CL-609-C00	D/F Partition, 90"H	87-5/16" x 35-5/8" x 1/4"	24	\$286	\$301
	CL-601-C00	D/F Partition, 82"H	79-5/16" x 35-5/8" x 1/4"	22	\$277	\$291
	CL-621-C00	D/F Partition, 72"H	69-5/16" x 35-5/8" x 1/4"	20	\$257	\$271
	CL-603-C00	D/F Partition, 60-1/2"H	58-15/16" x 35-5/8" x 1/4"	18	\$238	\$250
	CL-607-C00	D/F Partition, 48"H	46-7/16" x 35-5/8" x 1/4"	15	\$176	\$184
	CL-605-C00	D/F Partition, 42"H	40-7/16" x 35-5/8" x 1/4"	12	\$161	\$170
	CL-616-C00	D/F Partition, 36"H	34-7/16" x 35-5/8" x 1/4"	10	\$149	\$158
	CL-614-C00	D/F Partition, 30"H	28-7/16" x 35-5/8" x 1/4"	8	\$142	\$150




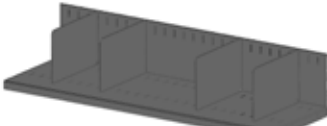
Painted Double-Faced Shelving Partitions 	CL-941-C00	D/F Partition, 90"H	87-5/16" x 35-5/8" x 1/4"	24	\$213	N/A
	CL-945-C00	D/F Partition, 82"H	79-5/16" x 35-5/8" x 1/4"	22	\$203	N/A
	CL-961-C00	D/F Partition, 72"H	69-5/16" x 35-5/8" x 1/4"	20	\$191	N/A
	CL-947-C00	D/F Partition, 60-1/2"H	58-15/16" x 35-5/8" x 1/4"	18	\$176	N/A
	CL-950-C00	D/F Partition, 48"H	46-7/16" x 35-5/8" x 1/4"	15	\$131	N/A
	CL-949-C00	D/F Partition, 42"H	40-7/16" x 35-5/8" x 1/4"	12	\$123	N/A
	CL-617-C00	D/F Partition, 36"H	34-7/16" x 35-5/8" x 1/4"	10	\$108	N/A
	CL-615-C00	D/F Partition, 30"H	28-7/16" x 35-5/8" x 1/4"	8	\$102	N/A

Oak Catalog No.	Maple Catalog No.	Description	H x W x D	Wt. (lbs.)	Oak Price	Maple Price	
S1-968-S00	1S-968-S00	Newspaper File Insert Unit fits into any 10" or 12"D shelving unit 60-1/2"H or higher. File insert is made of two (2) hardwood rails, 1" thick, with ten (10) slots for files. Cleats are attached to uprights with wood screws. Insert is supplied with ten (10) newspaper sticks.	40-3/4" x 35-3/16"	20	\$842	\$884	Newspaper File Insert 
S1-862-S00	1S-862-S00	Bulletin Board Insert Unit is of solid hardwood frame construction. Frame rails are 1-3/4"W. Inserted into the inside edge of the frame is a 1/2" thick cork board. A metal piano hinge is attached to the rear top of the frame that is to be screwed to the shelving top fascia. This allows the bulletin board to lift for storage. A metal pull knob is affixed to the center of the bottom frame rail and two (2) magnetic catches secure the unit when closed.	21-3/8" x 35-1/16"	20	\$592	\$622	Bulletin Board Insert 
S6-120-S00 OAK	6S-120-S00 MAP	Pullout Reference Shelf Shelf and shelf front is constructed of 3/4" 7-ply hardwood plywood. Shelf front receives two black wire drawer pulls. The shelf receives a set of solid hardwood cleats 1-1/4" x 1-1/4" for mounting to shelving unit and 100 # full extension drawer slides.	3-3/4" x 35-1/8" x 11-1/4"	20	\$718	\$754	Pullout Reference Shelf 
S6-122-S00 OAK	6S-122-S00 MAP	Pullout CD/DVD Shelf Drawer is constructed of solid hardwood with 1/4" thick wood panel bottom. Drawer has 7-ply hardwood plywood fronts with select face veneers and two (2) black wire drawer pulls. Drawer receives a set of solid hardwood cleats 1-1/4" x 1-1/4" for mounting to shelving unit and 100 # full extension drawer slides. Each unit contains five (5) storage compartments for CD/DVD storage. Each compartment is 4-3/4"H x 4-3/4"W x 9-1/2"D. Storage capacity is 21 CD jewel cases or 16 DVD cases per compartment.	6-1/4" x 35-1/8" x 11-1/4"	30	\$1,014	\$1,064	Pullout CD DVD Shelf 
Seismic Anchors When specified, seismic anchoring will be provided for shelving of all heights and depths. Each panel in the shelving range will be required to receive seismic anchor hardware. Seismic anchoring consist of one (1) 1/4" thick 10-gauge hot rolled steel angle bracket, two (2) flathead socket cap bolts, two (2) flat washers, two (2) lock washers, two (2) hex nuts and one (1) Hilti bolt 3/8" x 3-3/4" with flat washer, lock washer and hex nut.							Seismic Anchors 
EQSFSTART	N/A	S/F Starter per unit		1	\$197	N/A	
EQSFADD	N/A	S/F Adder per unit		1	\$162	N/A	
EQDFSTART	N/A	D/F Starter per unit		2	\$407	N/A	
EQDFADD	N/A	D/F Adder per unit		2	\$384	N/A	
73-009-001	N/A	Pack of Shelf Pins - 4 per Pack			\$1	N/A	Shelf Pins

Please specify Wood Finish (Table 1) or Metal Color; if applicable (Table 3). Details can be found on pages GEN 4 and GEN 5.

	Oak Catalog No.	Maple Catalog No.	Description	Wt. (lbs.)	Oak Price	Maple Price
Wood Shelves/Base Shelf 			Wood shelves are 3/4" thick, glued-up solid Northern-grown Oak or Maple hardwood. Random widths no more than 4" or less than 1-1/2" are used. To ensure adequate support for heavy volumes, no substitute for solid hardwood is permitted. Adjustable shelves are grooved 11/32" diameter half round on the underside to set firmly on 1" long, 5/16" diameter threaded shelf pins, cadmium-plated. Shelf depths are nominal.			
			Note: Double-Faced shelving you must order one base shelf per side of unit.			
	PSO-AW16-S	PMS-AW16-S	16" Shelf Wood	8	\$111	\$117
	60-061-S00 OAK	60-061-MAP S00	12" Shelf Wood	8	\$94	\$98
	60-060-S00 OAK	60-060-MAP S00	10" Shelf Wood	7	\$87	\$92
	60-965-S00 OAK	60-965-MAP S00	Sloping Wood Periodical Shelf	9	\$235	\$246
	60-062-S00 OAK	60-062-MAP S00	12" Picture Book Shelf with Hardboard Dividers	21	\$188	\$198
	6096711	N/A	Hardboard Dividers for Picture Book Shelves (per divider)	1	\$7	N/A
	SHPICBKS00 OAK	SHPICBKMAP S00	12" Picture Book Shelf with Six 7-3/4"H x 3/4" Wood Dividers	25	\$440	\$462
	1836382 OAK	1836382 MAP	S/F 16" Base Shelf	10	\$123	\$129
	1836392 OAK	1836392 MAP	S/F 12" Base Shelf	9	\$107	\$113
	1836402 OAK	1836402 MAP	S/F 10" Base Shelf	8	\$99	\$103
	D1836382 OAK	D1836382 MAP	D/F 16" Base Shelf*	10	\$123	\$129
	DH836392 OAK	D836392 MAP	D/F 12" Base Shelf*	9	\$108	\$113
	DH836402 OAK	D836402 MAP	D/F 10" Base Shelf*	8	\$100	\$109
			*Double-Faced shelving you must order one base shelf per side of unit.			
	6096795 OAK	6096795 MAP	S/F 12" Picture Book Base Shelf	21	\$226	\$237
	6096790 OAK	6096790 MAP	D/F 12" Picture Book Base Shelf*	21	\$210	\$220
			*Double-Faced shelving you must order one base shelf per side of unit.			
			Note: Dividers must be ordered separately.			
	1836397 OAK	1836397 MAP	S/F 12" Glass Door Base Shelf	9	\$208	\$218

Please specify Wood Finish (Table 1). Details can be found on page GEN 4.

Catalog No.	Description	H x W	Wt. (lbs.)	Price	
73-004-S00	12" Omega Flat Shelf		8	\$80	Omega Flat Shelf
73-003-S00	10" Omega Flat Shelf		7	\$75	
	<p>Omega (steel) shelves are designed to fit Brodart's wood shelving units. These shelves are 18-gauge steel stamped with notches in the bottom edge to fit over shelf pins. The front and back edges are triple bent for strength and to eliminate sharp edges. Shelves are electrostatic powder-coat painted with epoxy paint and oven cured. Shelf accepts spring-type overhead wire book support. Omega shelves are available in many standard and optional colors - please call for selection.</p>				
73-002-S00	12" Omega Book Stop Shelf		9	\$125	Omega Book Stop Shelf
73-001-S00	10" Omega Book Stop Shelf		8	\$116	
	<p>Omega "Book Stop" steel shelves are designed to fit Brodart's wood shelving units. These shelves are 18-gauge steel stamped with notches in the bottom edge to fit over shelf pins. The front and back edges are triple bent for strength and to eliminate sharp edges. The back edge of the shelf is bent upward to form a 90° angle, 1-5/8" H above the shelf surface to function as a book stop. Shelves are electrostatic powder-coat painted with epoxy paint and oven cured. Units are supplied with a metal base shelf. Omega shelves are available in many standard and optional colors - please call for selection.</p>				
S6-102-S00	Metal Media Display Shelf with 6 Dividers. Shelves are made to fit any standard 36"W wood shelving unit - pin and hole or clip & strip. Units are 18-gauge steel and are electrostatically powder painted with epoxy paint which is oven cured. The shelf can be divided with six (6) metal dividers which are provided with each shelf.	11" x 35"	20	\$268	Media Display Shelf with 6 Dividers
					
S6-103-S00	Metal Divider/Picture Book Shelf with 2 Dividers. Shelves are made to fit 36"W x 12"D wood shelving unit - pin and hole only. Units are 18-gauge steel, 10-1/2" D with a 7" H book-stop back and are electrostatically powder painted with epoxy paint which is oven cured. The shelf can be divided with two (2) metal dividers which are provided with each shelf and can be spaced at 1-1/4" intervals.	11" x 35"	20	\$212	Divider/Picture Book Shelf with 2 Dividers
					

Please specify Metal Color (Table 3). Details can be found on page GEN 5.

Note: Metal Divider/Picture Book Shelf **CANNOT** be used as a Base Shelf.

Oak Catalog No.	Maple Catalog No.	Description	Wt. (lbs.)	Oak Price	Maple Price
<u>Shelving Tops</u> (Please specify shelving height that top is to be used on.)					
1836311	1836311A	High 12" Top	9	\$292	\$307
1836321	1836321A	High 10" Top	8	\$271	\$284
1836281	1836281A	High 20" Top	15	\$407	\$427
1836271	1836271A	High 24" Top	17	\$439	\$461
1836312	1836312A	Low 12" Top	9	\$292	\$307
1836322	1836322A	Low 10" Top	8	\$271	\$284
1836282	1836282A	Low 20" Top	15	\$407	\$427
1836272	1836272A	Low 24" Top	17	\$439	\$461
<u>Shelving Base</u>					
1836341	1836341A	16" Base	7	\$241	\$253
1836351	1836351A	12" Base	6	\$191	\$201
1836361	1836361A	10" Base	6	\$173	\$182
<u>Shelving Slatwall End Panels</u>					
60-040-S00 OAK	60-040-S00 MAP	42"H x 20"D x 3/4"	40	\$704	\$740
60-041-S00 OAK	60-041-S00 MAP	42"H x 24"D x 3/4"	45	\$713	\$749
60-098-S00 OAK	60-098-S00 MAP	48"H x 20"D x 3/4"	45	\$727	\$764
60-099-S00 OAK	60-099-S00 MAP	48"H x 24"D x 3/4"	50	\$740	\$777
60-042-S00 OAK	60-042-S00 MAP	60-1/2"H x 20"D x 3/4"	55	\$927	\$973
60-043-S00 OAK	60-043-S00 MAP	60-1/2"H x 24"D x 3/4"	65	\$951	\$998
60-096-S00 OAK	60-096-S00 MAP	72"H x 20"D x 3/4"	65	\$991	\$1,041
60-097-S00 OAK	60-097-S00 MAP	72"H x 24"D x 3/4"	75	\$1,017	\$1,068
60-044-S00 OAK	60-044-S00 MAP	82"H x 20"D x 3/4"	70	\$1,046	\$1,099
60-045-S00 OAK	60-045-S00 MAP	82"H x 24"D x 3/4"	80	\$1,080	\$1,133
60-046-S00 OAK	60-046-S00 MAP	90"H x 20"D x 3/4"	80	\$1,131	\$1,187
60-047-S00 OAK	60-047-S00 MAP	90"H x 24"D x 3/4"	90	\$1,154	\$1,212

Please specify Wood Finish (Table 1). Details can be found on page GEN 4.

Note: Slatwall End Panels are designed to be used in conjunction with existing end panels.
Please use as an **"ADD ON"** feature only. Attaching hardware NOT INCLUDED.

Oak Catalog No.	Maple Catalog No.	Description	Wt. (lbs.)	Oak Price	Maple Price
<u>Shelving End Panels, Pin and Hole</u>					
2900210	2900210A	S/F 82"H x 12"D, Left	17	\$421	\$443
2900211	2900211A	S/F 82"H x 12"D, Right	17	\$421	\$443
2900212	2900212A	S/F 82"H x 10"D, Left	15	\$386	\$407
2900213	2900213A	S/F 82"H x 10"D, Right	15	\$386	\$407
2900203	2900203A	D/F 82"H x 24"D	33	\$719	\$755
2900202	2900202A	D/F 82"H x 20"D	23	\$684	\$719
2900201	2900201A	D/F 82"H x 16"D	21	\$648	\$681
2900274	2900274A	S/F 72"H x 12"D, Left	15	\$404	\$425
2900275	2900275A	S/F 72"H x 12"D, Right	15	\$404	\$425
2900276	2900276A	S/F 72"H x 10"D, Left	13	\$348	\$364
2900277	2900277A	S/F 72"H x 10"D, Right	13	\$348	\$364
2900281	2900281A	D/F 72"H x 24"D	29	\$660	\$693
2900280	2900280A	D/F 72"H x 20"D	20	\$624	\$657
2900218	2900218A	S/F 60-1/2"H x 12"D, Left	13	\$324	\$339
2900219	2900219A	S/F 60-1/2"H x 12"D, Right	13	\$324	\$339
2900220	2900220A	S/F 60-1/2"H x 10"D, Left	11	\$308	\$324
2900221	2900221A	S/F 60-1/2"H x 10"D, Right	11	\$308	\$324
2900206	2900206A	D/F 60-1/2"H x 24"D	25	\$546	\$574
2900205	2900205A	D/F 60-1/2"H x 20"D	21	\$497	\$521
2900251	2900251A	S/F 48"H x 12"D, Left	12	\$263	\$277
2900252	2900252A	S/F 48"H x 12"D, Right	12	\$263	\$277
2900253	2900253A	S/F 48"H x 10"D, Left	10	\$245	\$259
2900254	2900254A	S/F 48"H x 10"D, Right	10	\$245	\$259
2900250	2900250A	D/F 48"H x 24"D	21	\$427	\$449
2900249	2900249A	D/F 48"H x 20"D	19	\$396	\$416
2900226	2900226A	S/F 42"H x 12"D, Left	10	\$238	\$250
2900227	2900227A	S/F 42"H x 12"D, Right	10	\$238	\$250
2900228	2900228A	S/F 42"H x 10"D, Left	9	\$220	\$231
2900229	2900229A	S/F 42"H x 10"D, Right	9	\$220	\$231
2900209	2900209A	D/F 42"H x 24"D	18	\$372	\$390
2900208	2900208A	D/F 42"H x 20"D	17	\$350	\$367

Please specify Wood Finish (Table 1). Details can be found on page GEN 4.

Note: All End and Intermediate Panels are drilled and/or bushed for use with Brodart Shelving Only..

Oak Catalog No.	Maple Catalog No.	Description	Wt. (lbs.)	Oak Price	Maple Price
<u>Shelving Intermediate Panels, Pin and Hole</u>					
1836051	1836051A	S/F 82"H x 12"D	17	\$433	\$455
1836071	1836071A	S/F 82"H x 10"D	14	\$394	\$415
1835851	1835851A	D/F 82"H x 24"D	33	\$754	\$791
1835871	1835871A	D/F 82"H x 20"D	27	\$719	\$755
1836054	1836054A	S/F 72"H x 12"D	16	\$425	\$446
1836053	1836053A	S/F 72"H x 10"D	14	\$366	\$384
1835831	1835831A	D/F 72"H x 24"D	31	\$692	\$726
1835841	1835841A	D/F 72"H x 20"D	26	\$659	\$692
1836131	1836131A	S/F 60-1/2"H x 12"D	15	\$333	\$350
1836151	1836151A	S/F 60-1/2"H x 10"D	13	\$318	\$333
1835911	1835911A	D/F 60-1/2"H x 24"D	29	\$563	\$592
1835931	1835931A	D/F 60-1/2"H x 20"D	25	\$511	\$536
1836133	1836133A	S/F 48"H x 12"D	12	\$272	\$286
1836134	1836134A	S/F 48"H x 10"D	11	\$254	\$267
1835933	1835933A	D/F 48"H x 24"D	24	\$441	\$463
1835932	1835932A	D/F 48"H x 20"D	21	\$410	\$431
1836211	1836211A	S/F 42"H x 12"D	10	\$244	\$257
1836231	1836231A	S/F 42"H x 10"D	9	\$225	\$236
1835971	1835971A	D/F 42"H x 24"D	19	\$381	\$401
1835991	1835991A	D/F 42"H x 20"D	17	\$366	\$384

Please specify Wood Finish (Table 1). Details can be found on page GEN 4.

Note: All End and Intermediate Panels are drilled and/or bushed for use with Brodart Shelving Only..

Geometrix



2023 Price List and Specifications

Brodart Co. Contract Furniture - Made in USA

280 North Road, Clinton County Industrial Park • McElhattan, PA 17748

Toll-Free: 888-521-1884 • E-Mail: furniture@brodart.com • www.brodartfurniture.com

General Specifications

CONSTRUCTION

Shelving construction is modular type, constructed of Oak or Maple veneered plycore. Shelving units are designed with the starter and adder concept and measure 36" from center to center of the uprights. Oak and Maple are the standard wood species for Geometrix shelving.

END/FINISHING PANELS

End panels are 1" thick, constructed of Oak or Maple veneered plycore. All edges are banded with matching veneer edgebanding. Edges are square, but eased. Vertical rows of holes are drilled near the front and rear of each panel for shelf adjustment on 32mm centers. Panels are drilled at front, rear, top, and bottom for embedding internal and external threaded bushings. Tops and bases are attached to end panels with 5/16" - 18 x 2" hex-head bolts and washers. Lag bolts or wood screws are not used.

INTERMEDIATE UPRIGHT PANELS AND TRANSITIONAL PANELS

Intermediate uprights are 1" thick, constructed of Oak or Maple veneered plycore. All edges are banded with matching veneer edgebanding. Edges are square, but eased. Shelf pinholes are bored on both sides of the panel, but staggered so that pins can be deeply seated. Panels are drilled through at front, rear, top, and bottom for attachment of tops and bases with 5/16"-18 x 4-1/2" hex-head bolts, nuts, and washers.

BASE

The base front is 3-1/4" H X 3/4" thick, constructed of Oak or Maple veneered plycore with a 3/4" thick base shelf. A 2" x 3/4" full-length rail is tenoned to the inside of the front. Bolting cleats 1-1/4" x 1-1/4" are glued and stapled perpendicular at the ends of the rail and drilled to allow assembly bolts to pass through. A second full-length rail is glued and stapled to the rear of the bolting cleats for support and proper alignment. Bases are manufactured so the base shelf rests on the top of the base front.

ATTACHMENT

Four bolts are used to attach each single-faced base or top. Eight bolts are used to attach each double-faced base or top, except for 23"D double-faced units, on which sixteen bolts are used. All hardware is concealed from view after assembly. Hardware kits for attaching single-faced units to the wall are available upon request and are sold separately.

BACKS AND PARTITIONS

Backs and partitions are constructed of 3-ply or 5-ply furniture-grade Oak or Maple veneered plywood finished on both sides to match shelving.

Note: Backs must be ordered separately.

STARTERS AND ADDERS

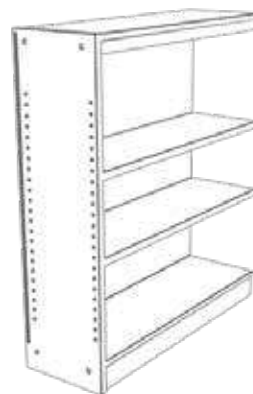
Starters and Adders include top, base, and shelves. Starters include one end panel, shelf pins and joining holes on inside only. Adders include one intermediate upright panel with shelf pins and joining holes on both sides. Finishing panels include shelf pins and joining holes on inside only.

Note: A finishing panel must be ordered separately to finish shelving.




Starter

Includes one end panel, shelf pins and joining holes on inside only. 37-3/16"W overall.



Adder

Includes one intermediate upright with shelf pins and joining holes on both sides. 36-3/16"W overall.



Finishing Panel

General Specifications - Tops and Towers

WOOD SHELVING TOPS

Cornice tops have a 1-1/2" fascia, 3/4" thick, constructed of Oak or Maple veneered plycore, glued to a 3/4" thick veneered plycore of specified depth. On the inside surface of the top at each end, butted to the fascia, is a solid hardwood bolting cleat 1-1/4" x 1-1/4" that is both glued and stapled. For additional strength, three 1-3/4" cleats are added at the intersection of the fascia and top panel. Bolting cleats are drilled to allow assembly bolts to pass through.

Note: Tops on 72"H units are inverted.

TRIANGLE TOWERS AND TRANSITIONAL TRIANGLE TOWERS

Triangle Towers are created using 1" thick, constructed of Oak or Maple veneered plycore. All edges are banded with matching veneer edgebanding. Edges are square, but eased. Vertical rows of holes are drilled near the front and rear of each panel for shelf adjustment on 32mm centers. Towers are assembled using 1-3/4" cleats attached to the inside of the tower panel. Panels are drilled at front, top, and bottom for embedding internal and external threaded bushings. Tops and bases are attached to triangle towers with 5/16" - 18 x 2" hex-head bolts and washers. Lag bolts or wood screws are not used.

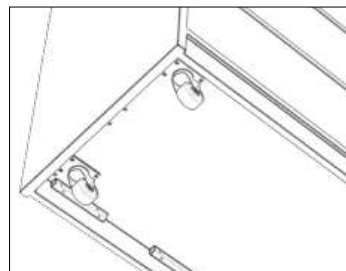
General Specifications - Shelves & Mobile Units

WOOD SHELVES

Shelves are 1" thick, constructed of Oak or Maple veneered plycore. Adjustable shelves are notched 3/8" wide x 3/16" high x 3/4" long on the underside to set firmly on 1" long, 5/16" diameter threaded shelf pins, cadmium-plated. Shelf depths are nominal.

MOBILE SHELVING UNITS

Mobile Shelving is available on 36", 42", 48", and 60-1/2" units. Shelving construction is the same as the standard shelving with the exception of the base; the base facing is 3-3/16"H. Four 2-1/2" diameter heavy-duty swivel casters attached to a 14 gauge caster bracket will be attached to the bottom of the unit with four #12 x 3/4" wood screws each. The caster assembly is hidden within the base, giving the appearance of standard unit.



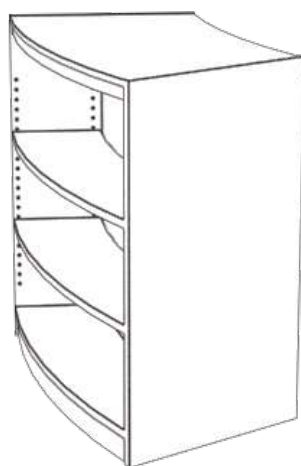
Bottom Caster View



Linear One Bay Mobile Unit



Linear Two Bay Mobile Unit



Arc One Bay Mobile Unit



Arc Two Bay Mobile Unit

General Specifications

CONSTRUCTION

Shelving construction is modular type, utilizing thermally-fused laminate panels. Shelving units are designed with the starter and adder concept and measure 36" from center to center of the uprights. Oak, Classic Maple, Canadian Gray, Classic Black, and Bright White are the standard finishes for laminate shelving uprights, tops, and bases. Shelves are available in Orange, Red, Plum, Island Green, and Lapis Blue, in addition to the colors listed previously.

END/FINISHING PANELS

End panels are 1" thick thermally-fused laminate panels. All edges are banded with matching 2MM PVC edgebanding. Edges are square, but eased. Vertical rows of holes are drilled near the front and rear of each panel for shelf adjustment on 32mm centers. Panels are drilled at front, rear, top, and bottom for embedding internal and external threaded bushings. Tops and bases are attached to end panels with 5/16" - 18 x 2" hex-head bolts and washers. Lag bolts or wood screws are not used.

INTERMEDIATE UPRIGHT PANELS AND TRANSITIONAL PANELS

Intermediate uprights are 1" thick thermally-fused laminate panels. All edges are banded with matching 2MM PVC edgebanding. Edges are square, but eased. Shelf pinholes are bored on both sides of the panel, but staggered so that pins can be deeply seated. Panels are drilled through at front, rear, top, and bottom for attachment of tops and bases with 5/16"-18 x 4-1/2" hex-head bolts, nuts, and washers.

BASE

The base front is 3-1/4"H X 3/4" thick thermally-fused laminate panel with a 3/4" thick base shelf. A full-length 2" x 3/4" rail is tenoned to the inside of the front. Bolting cleats 1-1/4" x 1-1/4" are glued and stapled perpendicular at the ends of the rail and drilled to allow assembly bolts to pass through. A second full-length rail is glued and stapled to the rear of the bolting cleats for support and proper alignment. Bases are manufactured so the base shelf rests on top of the base front.

ATTACHMENT

Four bolts are used to attach each single-faced base or top. Eight bolts are used to attach each double-faced base or top, except for 23"D double-faced units, on which sixteen bolts are used. All hardware is concealed from view after assembly. Hardware kits for attaching single-faced units to the wall are available upon request and are sold separately.

BACKS AND PARTITIONS

Backs and partitions are constructed with 1/4" thick thermally-fused laminate panels.

Note: Backs must be ordered separately.

STARTERS AND ADDERS

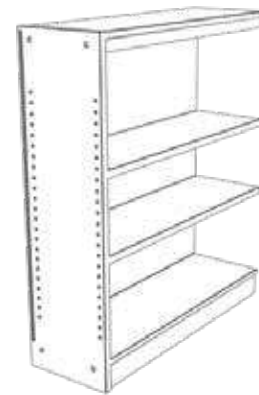
Starters and Adders include top, base, and shelves. Starters include one end panel, shelf pins and joining holes on inside only. Adders include one intermediate upright panel with shelf pins and joining holes on both sides. Finishing panels include shelf pins and joining holes on inside only.

Note: A finishing panel must be ordered separately to finish shelving.



Starter

Includes one end panel, shelf pins and joining holes on inside only. 37-3/16"W overall.



Adder

Includes one intermediate upright with shelf pins and joining holes on both sides. 36-3/16"W overall.



Finishing Panel

General Specifications – Tops and Towers

SHELVING TOPS

Cornice tops have a 1-1/2" fascia, constructed with 3/4" thick, thermally-fused laminate panel with matching 2MM PVC edgebanding, glued to a 3/4" thick thermally-fused laminate panel of specified depth. On the inside surface of the top at each end, butted to the fascia, is a solid hardwood bolting cleat 1-1/4" x 1-1/4" that is both glued and stapled. For additional strength, three 1-3/4" cleats are added at the intersection of the fascia and top panel. Bolting cleats are drilled to allow assembly bolts to pass through.

Note: Tops on 72"H units are inverted.

TRIANGLE TOWERS AND TRANSITIONAL TRIANGLE TOWERS

Triangle Towers are created using 1" thick, thermally-fused laminate panels. All edges are banded with matching 2mm PVC edgebanding. Edges are square, but eased. Vertical rows of holes are drilled near the front and rear of each panel for shelf adjustment on 32mm centers. Towers are assembled using 1-3/4" cleats attached to the inside of the tower panel. Panels are drilled at front, top, and bottom for embedding internal and external threaded bushings. Tops and bases are attached to triangle towers with 5/16" - 18 x 2" hex-head bolts and washers. Lag bolts or wood screws are not used.

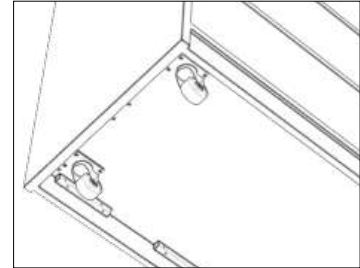
General Specifications - Shelves & Mobile Units

LAMINATE SHELVES

Shelves are 1" thick, thermally-fused laminate, banded on front and back with matching 2MM PVC edgebanding. Adjustable shelves are notched 3/8"W x 3/16"H x 3/4"L on the underside to set firmly on 1" long, 5/16" diameter threaded shelf pins, cadmium-plated. Shelf depths are nominal.

MOBILE SHELVING UNITS

Mobile Shelving is available on 36", 42", 48", and 60-1/2" units. Shelving construction is the same as the standard shelving with the exception of the base; the base facing is 3-3/16"H. Four 2-1/2" diameter heavy-duty swivel casters attached to a 14 gauge caster bracket will be attached to the bottom of the unit with four #12 x 3/4" wood screws each. The caster assembly is hidden within the base, giving the appearance of standard unit.



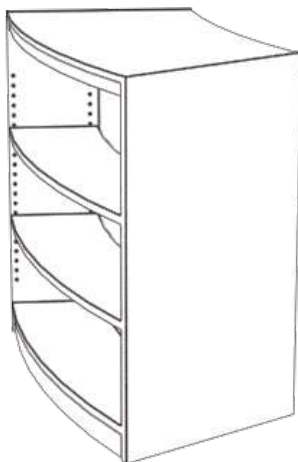
Bottom Caster View



Linear One Bay Mobile Unit



Linear Two Bay Mobile Unit




Arc One Bay Mobile Unit

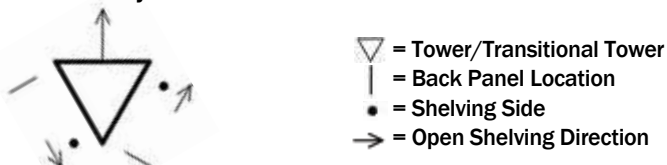


Arc Two Bay Mobile Unit

All Linear Single-Faced and Double-Faced, Starters and Adders.
All Arc Single-Faced and Double-Faced, Starters and Adders.
All Transitional Adders.



All Linear Single-Faced and Double-Faced, Tower Adders.
All Arc Single-Faced and Double-Faced, Tower Adders.
All Transitional Tower Adders.
All Three-Way Towers.



INLINE - Starter and adder back panels are on the same side of shelving units.

REVERSE - Starter and adder back panels are on the opposite side of shelving units.

TRANSITIONAL ADDERS/TOWER ADDERS - These are used when you are transitioning from a single-faced to double-faced unit, double-faced to single-faced unit, or single-faced unit to single-faced unit where the shelving units are positioned on opposite sides of the double-faced panel.

INNER SEATS - Inner seats are used on Convex Shelving.

OUTER SEATS - Outer seats are used on Concave Shelving.

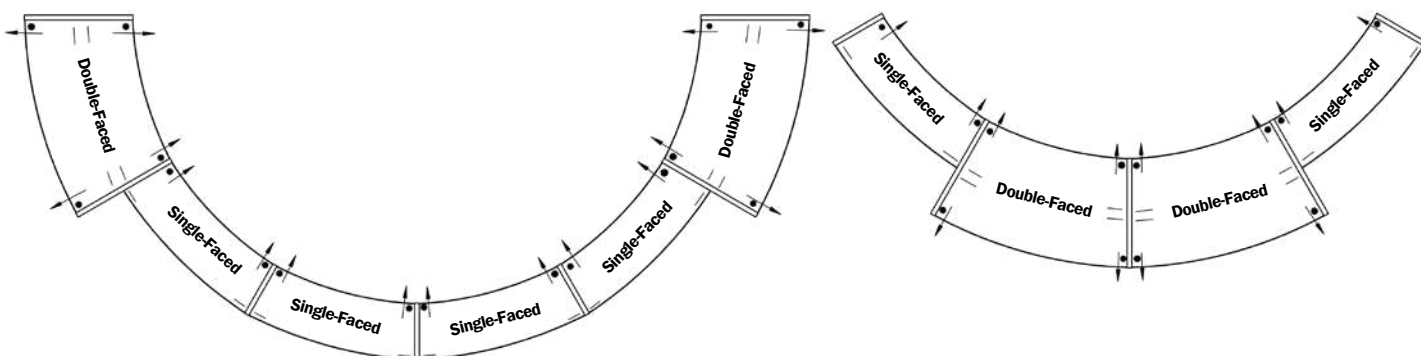
SEATING - In some cases there will be two types of seating: Overlap End Panels and Inside End Panels.

Overlap End Panels Seating is used when you have a continuous run of seats that need to butt against each other to prevent a gap. They must overlap half of the edge of the end panel to achieve this. **Inside End Panels Seating** is used when you only need one seat or if the seat is used between two shelving units.

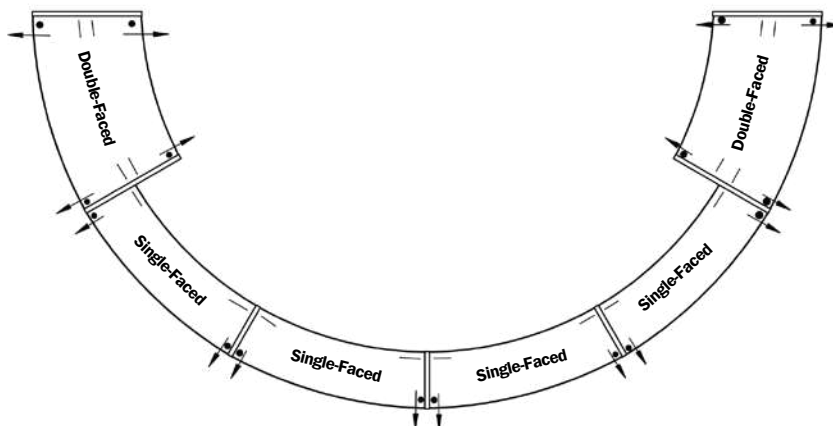
Note: These scenarios are labeled and depicted with images under each seating type in the seating section of the pricebook.

WHEN TO USE 37" WIDE CURVED SHELVING vs 44" WIDE CURVED SHELVING - 37" Wide Curved Shelving is used when you are transitioning from a curved Double-Faced unit to a Concave Single-Faced unit and the Single-Faced shelves are facing the inside of the curve. 44" Wide Curved Shelving is used when you are transitioning from a curved Double-Faced unit to a Single-Faced curved unit and the shelves are facing the outside of the curve.

37"W EXAMPLES:



44"W EXAMPLE:



Oak Catalog No.	Maple Catalog No.	Laminate Catalog No.	H x W x D	Wt. (lbs.)	Oak Price	Maple Price	Laminate Price
--------------------	----------------------	-------------------------	-----------	---------------	--------------	----------------	-------------------

2 Adjustable Shelves and 1 Base Shelf

GEOLSS136OAKS	GEOLSS136MAPS	GEOLSS136LAMS	36" x 37-3/16" x 12"	63	\$806	\$846	\$603
---------------	---------------	---------------	----------------------	----	-------	-------	-------

2 Adjustable Shelves and 1 Base Shelf

GEOLSS142OAKS	GEOLSS142MAPS	GEOLSS142LAMS	42" x 37-3/16" x 12"	76	\$818	\$858	\$615
GEOLSS148OAKS	GEOLSS148MAPS	GEOLSS148LAMS	48" x 37-3/16" x 12"	89	\$871	\$915	\$652

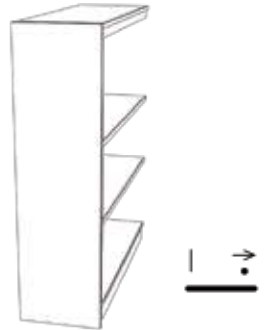
4 Adjustable Shelves and 1 Base Shelf

GEOLSS160OAKS	GEOLSS160MAPS	GEOLSS160LAMS	60-1/2" x 37-3/16" x 12"	99	\$1,141	\$1,198	\$854
GEOLSS172OAKS	GEOLSS172MAPS	GEOLSS172LAMS	72" x 37-3/16" x 12"	107	\$1,214	\$1,275	\$909

4 Adjustable Shelves, 1 Fixed Shelf and 1 Base Shelf (Wall-mounted Only)

GEOLSS82OAKS	GEOLSS82MAPS	GEOLSS82LAMS	82" x 37-3/16" x 12"	110	\$1,337	\$1,397	\$1,039
--------------	--------------	--------------	----------------------	-----	---------	---------	---------

Single-Faced Starter Type 1



2 Adjustable Shelves and 1 Base Shelf

GEOLSS236OAKS	GEOLSS236MAPS	GEOLSS236LAMS	36" x 37-3/16" x 12"	63	\$806	\$846	\$603
---------------	---------------	---------------	----------------------	----	-------	-------	-------

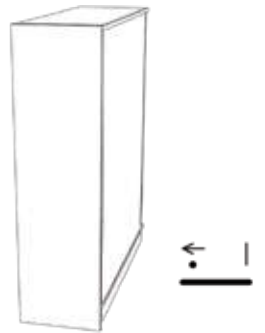
2 Adjustable Shelves and 1 Base Shelf

GEOLSS242OAKS	GEOLSS242MAPS	GEOLSS242LAMS	42" x 37-3/16" x 12"	76	\$818	\$858	\$615
GEOLSS248OAKS	GEOLSS248MAPS	GEOLSS248LAMS	48" x 37-3/16" x 12"	89	\$871	\$915	\$652

4 Adjustable Shelves and 1 Base Shelf

GEOLSS260OAKS	GEOLSS260MAPS	GEOLSS260LAMS	60-1/2" x 37-3/16" x 12"	99	\$1,141	\$1,198	\$854
GEOLSS272OAKS	GEOLSS272MAPS	GEOLSS272LAMS	72" x 37-3/16" x 12"	107	\$1,214	\$1,275	\$909

Single-Faced Starter Type 2



2 Adjustable Shelves and 1 Base Shelf

GEOLSIA36OAKS	GEOLSIA36MAPS	GEOLSIA36LAMS	36" x 36-3/16" x 12"	63	\$806	\$846	\$603
---------------	---------------	---------------	----------------------	----	-------	-------	-------

2 Adjustable Shelves and 1 Base Shelf

GEOLSIA42OAKS	GEOLSIA42MAPS	GEOLSIA42LAMS	42" x 36-3/16" x 12"	76	\$818	\$858	\$615
GEOLSIA48OAKS	GEOLSIA48MAPS	GEOLSIA48LAMS	48" x 36-3/16" x 12"	89	\$871	\$915	\$652

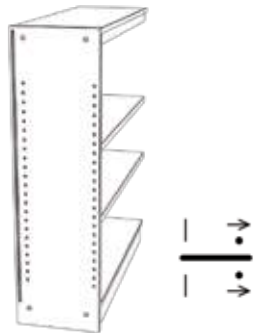
4 Adjustable Shelves and 1 Base Shelf

GEOLSIA60OAKS	GEOLSIA60MAPS	GEOLSIA60LAMS	60-1/2" x 36-3/16" x 12"	99	\$1,141	\$1,198	\$854
GEOLSIA72OAKS	GEOLSIA72MAPS	GEOLSIA72LAMS	72" x 36-3/16" x 12"	107	\$1,214	\$1,275	\$909

4 Adjustable Shelves, 1 Fixed Shelf and 1 Base Shelf (Wall-mounted Only)

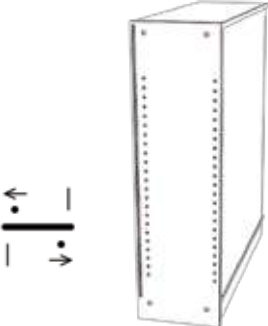
GEOLSIA82OAKS	GEOLSIA82MAPS	GEOLSIA82LAMS	82" x 37-3/16" x 12"	110	\$1,337	\$1,397	\$1,039
---------------	---------------	---------------	----------------------	-----	---------	---------	---------

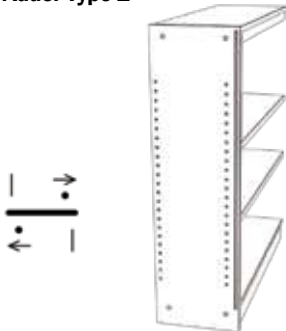
Single-Faced Inline Adder

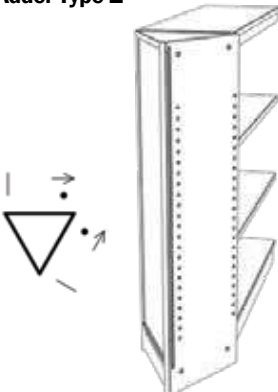


Please specify Wood Finish (Table 1) or Laminate (Table 2 or Table 4). Details can be found on page GEN 4 and GEN 5.

Note: Shelving Finishing Panels are sold separately on page GEO 34. Shelving Back Panels are sold separately on pages GEO 37-GEO 46.

	Oak Catalog No.	Maple Catalog No.	Laminate Catalog No.	H x W x D	Wt. (lbs.)	Oak Price	Maple Price	Laminate Price
Single-Faced Reverse Adder Type 1 	<u>2 Adjustable Shelves and 1 Base Shelf</u>							
	GEOLSRA1360AKS	GEOLSRA136MAPS	GEOLSRA136LAMS	36" x 36-3/16" x 12"	63	\$806	\$846	\$603
	<u>2 Adjustable Shelves and 1 Base Shelf</u>							
	GEOLSRA1420AKS	GEOLSRA142MAPS	GEOLSRA142LAMS	42" x 36-3/16" x 12"	76	\$818	\$858	\$615
	GEOLSRA1480AKS	GEOLSRA148MAPS	GEOLSRA148LAMS	48" x 36-3/16" x 12"	89	\$871	\$915	\$652
	<u>4 Adjustable Shelves and 1 Base Shelf</u>							
	GEOLSRA1600AKS	GEOLSRA160MAPS	GEOLSRA160LAMS	60-1/2" x 36-3/16" x 12"	99	\$1,141	\$1,198	\$854
	GEOLSRA1720AKS	GEOLSRA172MAPS	GEOLSRA172LAMS	72" x 36-3/16" x 12"	107	\$1,214	\$1,275	\$909

Single-Faced Reverse Adder Type 2 	<u>2 Adjustable Shelves and 1 Base Shelf</u>							
	GEOLSRA2360AKS	GEOLSRA236MAPS	GEOLSRA236LAMS	36" x 36-3/16" x 12"	63	\$806	\$846	\$603
	<u>2 Adjustable Shelves and 1 Base Shelf</u>							
	GEOLSRA2420AKS	GEOLSRA242MAPS	GEOLSRA242LAMS	42" x 36-3/16" x 12"	76	\$818	\$858	\$615
	GEOLSRA2480AKS	GEOLSRA248MAPS	GEOLSRA248LAMS	48" x 36-3/16" x 12"	89	\$871	\$915	\$652
	<u>4 Adjustable Shelves and 1 Base Shelf</u>							
	GEOLSRA2600AKS	GEOLSRA260MAPS	GEOLSRA260LAMS	60-1/2" x 36-3/16" x 12"	99	\$1,141	\$1,198	\$854
	GEOLSRA2720AKS	GEOLSRA272MAPS	GEOLSRA272LAMS	72" x 36-3/16" x 12"	107	\$1,214	\$1,275	\$909

Single-Faced Inline Tower Adder Type 1 	<u>2 Adjustable Shelves and 1 Base Shelf</u>							
	GEOLSIT1360AKS	GEOLSIT136MAPS	GEOLSIT136LAMS	36" x 48-15/16" x 12"	79	\$1,301	\$1,366	\$974
	<u>2 Adjustable Shelves and 1 Base Shelf</u>							
	GEOLSIT1420AKS	GEOLSIT142MAPS	GEOLSIT142LAMS	42" x 48-15/16" x 12"	96	\$1,313	\$1,378	\$986
	GEOLSIT1480AKS	GEOLSIT148MAPS	GEOLSIT148LAMS	48" x 48-15/16" x 12"	109	\$1,399	\$1,470	\$1,048
	<u>4 Adjustable Shelves and 1 Base Shelf</u>							
	GEOLSIT1600AKS	GEOLSIT160MAPS	GEOLSIT160LAMS	60-1/2" x 48-15/16" x 12"	129	\$1,749	\$1,837	\$1,310
	GEOLSIT1720AKS	GEOLSIT172MAPS	GEOLSIT172LAMS	72" x 48-15/16" x 12"	137	\$1,767	\$1,856	\$1,324

Please specify Wood Finish (Table 1) or Laminate (Table 2 or Table 4). Details can be found on page GEN 4 and GEN 5.

Note: Shelving Finishing Panels are sold separately on page GEO 34. Shelving Back Panels are sold separately on pages GEO 37-GEO 46.

Oak Catalog No.	Maple Catalog No.	Laminate Catalog No.	H x W x D	Wt. (lbs.)	Oak Price	Maple Price	Laminate Price
--------------------	----------------------	-------------------------	-----------	---------------	--------------	----------------	-------------------

2 Adjustable Shelves and 1 Base Shelf

GEOLSIT236OAKS	GEOLSIT236MAPS	GEOLSIT236LAMS	36" x 48-15/16" x 12"	79	\$1,394	\$1,465	\$1,044
----------------	----------------	----------------	-----------------------	----	---------	---------	---------

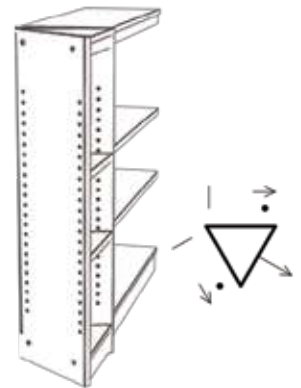
2 Adjustable Shelves and 1 Base Shelf

GEOLSIT242OAKS	GEOLSIT242MAPS	GEOLSIT242LAMS	42" x 48-15/16" x 12"	96	\$1,406	\$1,476	\$1,056
GEOLSIT248OAKS	GEOLSIT248MAPS	GEOLSIT248LAMS	48" x 48-15/16" x 12"	109	\$1,490	\$1,566	\$1,116

4 Adjustable Shelves and 1 Base Shelf

GEOLSIT260OAKS	GEOLSIT260MAPS	GEOLSIT260LAMS	60-1/2" x 48-15/16" x 12"	129	\$1,849	\$1,941	\$1,384
GEOLSIT272OAKS	GEOLSIT272MAPS	GEOLSIT272LAMS	72" x 48-15/16" x 12"	137	\$1,859	\$1,952	\$1,394

Single-Faced Inline
Tower Adder Type 2



2 Adjustable Shelves and 1 Base Shelf

GEOLSRT136OAKS	GEOLSRT136MAPS	GEOLSRT136LAMS	36" x 48-15/16" x 12"	79	\$1,394	\$1,465	\$1,044
----------------	----------------	----------------	-----------------------	----	---------	---------	---------

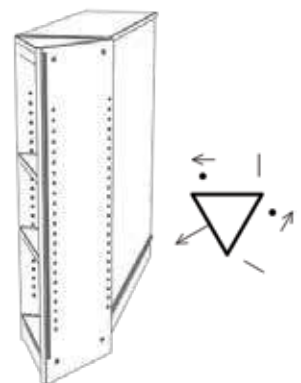
2 Adjustable Shelves and 1 Base Shelf

GEOLSRT142OAKS	GEOLSRT142MAPS	GEOLSRT142LAMS	42" x 48-15/16" x 12"	96	\$1,406	\$1,476	\$1,056
GEOLSRT148OAKS	GEOLSRT148MAPS	GEOLSRT148LAMS	48" x 48-15/16" x 12"	109	\$1,490	\$1,566	\$1,116

4 Adjustable Shelves and 1 Base Shelf

GEOLSRT160OAKS	GEOLSRT160MAPS	GEOLSRT160LAMS	60-1/2" x 48-15/16" x 12"	129	\$1,849	\$1,941	\$1,384
GEOLSRT172OAKS	GEOLSRT172MAPS	GEOLSRT172LAMS	72" x 48-15/16" x 12"	137	\$1,859	\$1,952	\$1,394

Single-Faced Reverse
Tower Adder Type 1



2 Adjustable Shelves and 1 Base Shelf

GEOLSRT236OAKS	GEOLSRT236MAPS	GEOLSRT236LAMS	36" x 48-15/16" x 12"	79	\$1,394	\$1,465	\$1,044
----------------	----------------	----------------	-----------------------	----	---------	---------	---------

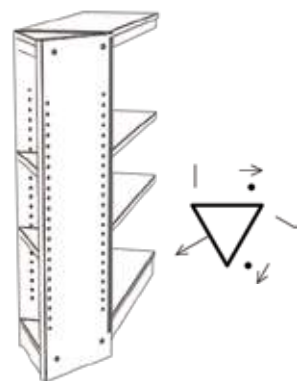
2 Adjustable Shelves and 1 Base Shelf

GEOLSRT242OAKS	GEOLSRT242MAPS	GEOLSRT242LAMS	42" x 48-15/16" x 12"	96	\$1,406	\$1,476	\$1,056
GEOLSRT248OAKS	GEOLSRT248MAPS	GEOLSRT248LAMS	48" x 48-15/16" x 12"	109	\$1,490	\$1,566	\$1,116

4 Adjustable Shelves and 1 Base Shelf

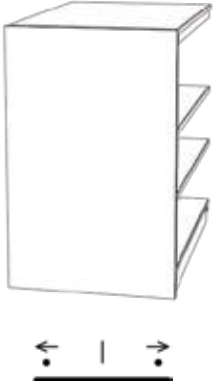
GEOLSRT260OAKS	GEOLSRT260MAPS	GEOLSRT260LAMS	60-1/2" x 48-15/16" x 12"	129	\$1,849	\$1,941	\$1,384
GEOLSRT272OAKS	GEOLSRT272MAPS	GEOLSRT272LAMS	72" x 48-15/16" x 12"	137	\$1,859	\$1,952	\$1,394

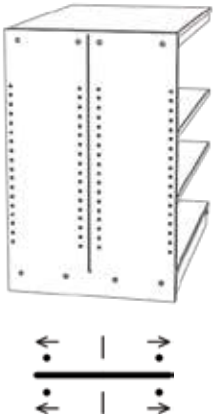
Single-Faced Reverse
Tower Adder Type 2

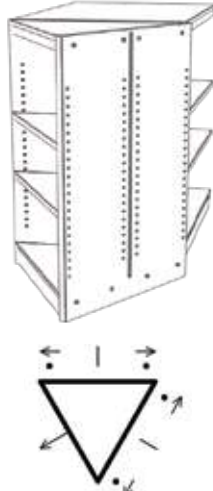


Please specify Wood Finish (Table 1) or (Table 2 or Table 4). Details can be found on page GEN 4 and GEN 5.

Note: Shelving Finishing Panels are sold separately on page GEO 34. Shelving Back Panels are sold separately on pages GEO 37-GEO 46.

	Oak Catalog No.	Maple Catalog No.	Laminate Catalog No.	H x W x D	Wt. (lbs.)	Oak Price	Maple Price	Laminate Price
Double-Faced Starter 	<u>2 Adjustable Shelves and 1 Base Shelf</u>							
	GEOLDS36OAKS	GEOLDS36MAPS	GEOLDS36LAMS	36" x 37-3/16" x 23"	118	\$1,681	\$1,767	\$1,259
	<u>2 Adjustable Shelves and 1 Base Shelf per Side</u>							
	GEOLDS42OAKS	GEOLDS42MAPS	GEOLDS42LAMS	42" x 37-3/16" x 23"	140	\$1,695	\$1,779	\$1,270
	GEOLDS48OAKS	GEOLDS48MAPS	GEOLDS48LAMS	48" x 37-3/16" x 23"	163	\$1,817	\$1,908	\$1,363
	<u>4 Adjustable Shelves and 1 Base Shelf per Side</u>							
	GEOLDS60OAKS	GEOLDS60MAPS	GEOLDS60LAMS	60-1/2" x 37-3/16" x 23"	180	\$2,469	\$2,593	\$1,852
	GEOLDS72OAKS	GEOLDS72MAPS	GEOLDS72LAMS	72" x 37-3/16" x 23"	194	\$2,849	\$2,992	\$2,137

Double-Faced Inline Adder 	<u>2 Adjustable Shelves and 1 Base Shelf</u>							
	GEOLDIA36OAKS	GEOLDIA36MAPS	GEOLDIA36LAMS	36" x 36-3/16" x 23"	118	\$1,681	\$1,767	\$1,259
	<u>2 Adjustable Shelves and 1 Base Shelf per Side</u>							
	GEOLDIA42OAKS	GEOLDIA42MAPS	GEOLDIA42LAMS	42" x 36-3/16" x 23"	140	\$1,695	\$1,779	\$1,270
	GEOLDIA48OAKS	GEOLDIA48MAPS	GEOLDIA48LAMS	48" x 36-3/16" x 23"	163	\$1,817	\$1,908	\$1,363
	<u>4 Adjustable Shelves and 1 Base Shelf per Side</u>							
	GEOLDIA60OAKS	GEOLDIA60MAPS	GEOLDIA60LAMS	60-1/2" x 36-3/16" x 23"	180	\$2,469	\$2,593	\$1,852
	GEOLDIA72OAKS	GEOLDIA72MAPS	GEOLDIA72LAMS	72" x 36-3/16" x 23"	194	\$2,849	\$2,992	\$2,137

Double-Faced Inline Tower Adder Type 1 	<u>2 Adjustable Shelves and 1 Base Shelf</u>							
	GEOLDIT136OAKS	GEOLDIT136MAPS	GEOLDIT136LAMS	36" x 59-15/16" x 23"	156	\$2,595	\$2,725	\$1,945
	<u>2 Adjustable Shelves and 1 Base Shelf per Side</u>							
	GEOLDIT142OAKS	GEOLDIT142MAPS	GEOLDIT142LAMS	42" x 59-15/16" x 23"	178	\$2,609	\$2,739	\$1,956
	GEOLDIT148OAKS	GEOLDIT148MAPS	GEOLDIT148LAMS	48" x 59-15/16" x 23"	209	\$2,731	\$2,867	\$2,048
	<u>4 Adjustable Shelves and 1 Base Shelf per Side</u>							
	GEOLDIT160OAKS	GEOLDIT160MAPS	GEOLDIT160LAMS	60-1/2" x 59-15/16" x 23"	236	\$3,376	\$3,544	\$2,532
	GEOLDIT172OAKS	GEOLDIT172MAPS	GEOLDIT172LAMS	72" x 59-15/16" x 23"	266	\$3,644	\$3,827	\$2,734

Please specify Wood Finish (Table 1) or Laminate (Table 2 or Table 4). Details can be found on page GEN 4 and GEN 5.

Note: Shelving Finishing Panels are sold separately and are located on page GEO 34.

Oak Catalog No.	Maple Catalog No.	Laminate Catalog No.	H x W x D	Wt. (lbs.)	Oak Price	Maple Price	Laminate Price
--------------------	----------------------	-------------------------	-----------	---------------	--------------	----------------	-------------------

2 Adjustable Shelves and 1 Base Shelf

GEOLDIT236OAKS	GEOLDIT236MAPS	GEOLDIT236LAMS	36" x 59-15/16" x 23"	156	\$2,595	\$2,725	\$1,945
----------------	----------------	----------------	-----------------------	-----	---------	---------	---------

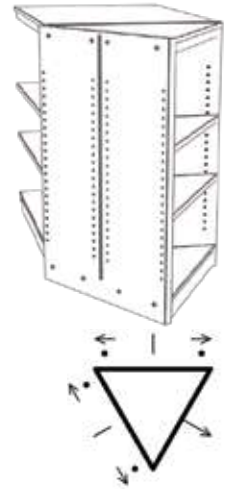
2 Adjustable Shelves and 1 Base Shelf per Side

GEOLDIT242OAKS	GEOLDIT242MAPS	GEOLDIT242LAMS	42" x 59-15/16" x 23"	178	\$2,609	\$2,739	\$1,956
GEOLDIT248OAKS	GEOLDIT248MAPS	GEOLDIT248LAMS	48" x 59-15/16" x 23"	209	\$2,731	\$2,867	\$2,048

4 Adjustable Shelves and 1 Base Shelf per Side

GEOLDIT260OAKS	GEOLDIT260MAPS	GEOLDIT260LAMS	60-1/2" x 59-15/16" x 23"	236	\$3,376	\$3,544	\$2,532
GEOLDIT272OAKS	GEOLDIT272MAPS	GEOLDIT272LAMS	72" x 59-15/16" x 23"	266	\$3,644	\$3,827	\$2,734

Double-Faced Inline Tower
Adder Type 2



2 Adjustable Shelves and 1 Base Shelf

GEOLTSS136OAKS	GEOLTSS136MAPS	GEOLTSS136LAMS	36" x 36-3/16" x 23"	71	\$898	\$943	\$672
----------------	----------------	----------------	----------------------	----	-------	-------	-------

2 Adjustable Shelves and 1 Base Shelf

GEOLTSS142OAKS	GEOLTSS142MAPS	GEOLTSS142LAMS	42" x 36-3/16" x 23"	86	\$910	\$955	\$684
GEOLTSS148OAKS	GEOLTSS148MAPS	GEOLTSS148LAMS	48" x 36-3/16" x 23"	99	\$949	\$998	\$711

4 Adjustable Shelves and 1 Base Shelf

GEOLTSS160OAKS	GEOLTSS160MAPS	GEOLTSS160LAMS	60-1/2" x 36-3/16" x 23"	114	\$1,313	\$1,380	\$984
GEOLTSS172OAKS	GEOLTSS172MAPS	GEOLTSS172LAMS	72" x 36-3/16" x 23"	122	\$1,366	\$1,435	\$1,024

Transitional Adders, Type 1
Single- to Single-Faced



2 Adjustable Shelves and 1 Base Shelf

GEOLTSS236OAKS	GEOLTSS236MAPS	GEOLTSS236LAMS	36" x 36-3/16" x 23"	71	\$898	\$943	\$672
----------------	----------------	----------------	----------------------	----	-------	-------	-------

2 Adjustable Shelves and 1 Base Shelf

GEOLTSS242OAKS	GEOLTSS242MAPS	GEOLTSS242LAMS	42" x 36-3/16" x 23"	86	\$910	\$955	\$684
GEOLTSS248OAKS	GEOLTSS248MAPS	GEOLTSS248LAMS	48" x 36-3/16" x 23"	99	\$949	\$998	\$711

4 Adjustable Shelves and 1 Base Shelf


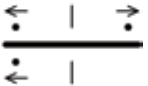
GEOLTSS260OAKS	GEOLTSS260MAPS	GEOLTSS260LAMS	60-1/2" x 36-3/16" x 23"	114	\$1,313	\$1,380	\$984
GEOLTSS272OAKS	GEOLTSS272MAPS	GEOLTSS272LAMS	72" x 36-3/16" x 23"	122	\$1,366	\$1,435	\$1,024


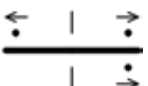
Transitional Adders, Type 2
Single- to Single-Faced

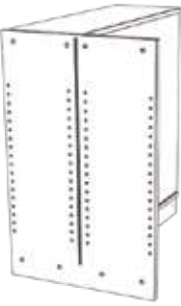
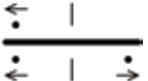


Please specify Wood Finish (Table 1) or Laminate (Table 2 or Table 4). Details can be found on page GEN 4 and GEN 5.

Note: Shelving Finishing Panels are sold separately on page GEO 34. Shelving Back Panels are sold separately on pages GEO 37-GEO 46.

	Oak Catalog No.	Maple Catalog No.	Laminate Catalog No.	H x W x D	Wt. (lbs.)	Oak Price	Maple Price	Laminate Price
Transitional Adders, Type 1 Single- to Double-Faced  	<u>2 Adjustable Shelves and 1 Base Shelf per Side</u>							
	GEOLTSD1360AKS	GEOLTSD136MAPS	GEOLTSD136LAMs	36" x 36-3/16" x 23"	118	\$1,681	\$1,767	\$1,259
	<u>2 Adjustable Shelves and 1 Base Shelf per Side</u>							
	GEOLTSD1420AKS	GEOLTSD142MAPS	GEOLTSD142LAMs	42" x 36-3/16" x 23"	140	\$1,695	\$1,779	\$1,270
	GEOLTSD1480AKS	GEOLTSD148MAPS	GEOLTSD148LAMs	48" x 36-3/16" x 23"	163	\$1,817	\$1,908	\$1,363
	<u>4 Adjustable Shelves and 1 Base Shelf per Side</u>							
	GEOLTSD1600AKS	GEOLTSD160MAPS	GEOLTSD160LAMs	60-1/2" x 36-3/16" x 23"	180	\$2,469	\$2,593	\$1,852
	GEOLTSD1720AKS	GEOLTSD172MAPS	GEOLTSD172LAMs	72" x 36-3/16" x 23"	194	\$2,849	\$2,992	\$2,137

Transitional Adders, Type 2 Single- to Double-Faced  	<u>2 Adjustable Shelves and 1 Base Shelf per Side</u>							
	GEOLTSD2360AKS	GEOLTSD236MAPS	GEOLTSD236LAMs	36" x 36-3/16" x 23"	118	\$1,681	\$1,767	\$1,259
	<u>2 Adjustable Shelves and 1 Base Shelf per Side</u>							
	GEOLTSD2420AKS	GEOLTSD242MAPS	GEOLTSD242LAMs	42" x 36-3/16" x 23"	140	\$1,695	\$1,779	\$1,270
	GEOLTSD2480AKS	GEOLTSD248MAPS	GEOLTSD248LAMs	48" x 36-3/16" x 23"	163	\$1,817	\$1,908	\$1,363
	<u>4 Adjustable Shelves and 1 Base Shelf per Side</u>							
	GEOLTSD2600AKS	GEOLTSD260MAPS	GEOLTSD260LAMs	60-1/2" x 36-3/16" x 23"	180	\$2,469	\$2,593	\$1,852
	GEOLTSD2720AKS	GEOLTSD272MAPS	GEOLTSD272LAMs	72" x 36-3/16" x 23"	194	\$2,849	\$2,992	\$2,137

Transitional Adders, Type 1 Double- to Single-Faced  	<u>2 Adjustable Shelves and 1 Base Shelf</u>							
	GEOLTDS1360AKS	GEOLTDS136MAPS	GEOLTDS136LAMs	36" x 36-3/16" x 23"	71	\$898	\$943	\$672
	<u>2 Adjustable Shelves and 1 Base Shelf</u>							
	GEOLTDS1420AKS	GEOLTDS142MAPS	GEOLTDS142LAMs	42" x 36-3/16" x 23"	86	\$910	\$955	\$684
	GEOLTDS1480AKS	GEOLTDS148MAPS	GEOLTDS148LAMs	48" x 36-3/16" x 23"	99	\$949	\$998	\$711
	<u>4 Adjustable Shelves and 1 Base Shelf</u>							
	GEOLTDS1600AKS	GEOLTDS160MAPS	GEOLTDS160LAMs	60-1/2" x 36-3/16" x 23"	114	\$1,313	\$1,380	\$984
	GEOLTDS1720AKS	GEOLTDS172MAPS	GEOLTDS172LAMs	72" x 36-3/16" x 23"	122	\$1,366	\$1,435	\$1,024

Please specify Wood Finish (Table 1) or Laminate (Table 2 or Table 4). Details can be found on page GEN 4 and GEN 5.

Note: Shelving Finishing Panels are sold separately on page GEO 34. Shelving Back Panels are sold separately on pages GEO 37-GEO 46.

Oak Catalog No.	Maple Catalog No.	Laminate Catalog No.	H x W x D	Wt. (lbs.)	Oak Price	Maple Price	Laminate Price
--------------------	----------------------	-------------------------	-----------	---------------	--------------	----------------	-------------------

2 Adjustable Shelves and 1 Base Shelf

GEOLTDS2360AKS	GEOLTDS236MAPS	GEOLTDS136LAMS	36" x 36-3/16" x 23"	71	\$898	\$943	\$672
----------------	----------------	----------------	----------------------	----	-------	-------	-------

2 Adjustable Shelves and 1 Base Shelf

GEOLTDS2420AKS	GEOLTDS242MAPS	GEOLTDS142LAMS	42" x 36-3/16" x 23"	86	\$910	\$955	\$684
GEOLTDS2480AKS	GEOLTDS248MAPS	GEOLTDS148LAMS	48" x 36-3/16" x 23"	99	\$949	\$998	\$711

4 Adjustable Shelves and 1 Base Shelf

GEOLTDS2600AKS	GEOLTDS260MAPS	GEOLTDS160LAMS	60-1/2" x 36-3/16" x 23"	114	\$1,313	\$1,380	\$984
GEOLTDS2720AKS	GEOLTDS272MAPS	GEOLTDS172LAMS	72" x 36-3/16" x 23"	122	\$1,366	\$1,435	\$1,024

**Transitional Adders, Type 2
Double- to Single-Faced**



2 Adjustable Shelves and 1 Base Shelf per Side

GEOLTSD1360AKS	GEOLTSD136MAPS	GEOLTSD136LAMS	36" x 59-15/16" x 23"	156	\$2,595	\$2,725	\$1,945
----------------	----------------	----------------	-----------------------	-----	---------	---------	---------

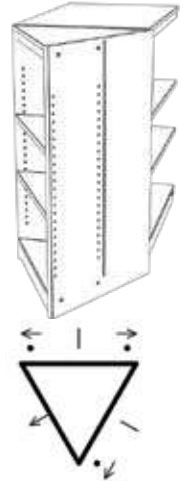
2 Adjustable Shelves and 1 Base Shelf per Side

GEOLTSD1420AKS	GEOLTSD142MAPS	GEOLTSD142LAMS	42" x 59-15/16" x 23"	178	\$2,609	\$2,739	\$1,956
GEOLTSD1480AKS	GEOLTSD148MAPS	GEOLTSD148LAMS	48" x 59-15/16" x 23"	209	\$2,731	\$2,867	\$2,048

4 Adjustable Shelves and 1 Base Shelf per Side

GEOLTSD1600AKS	GEOLTSD160MAPS	GEOLTSD160LAMS	60-1/2" x 59-15/16" x 23"	236	\$3,376	\$3,544	\$2,532
GEOLTSD1720AKS	GEOLTSD172MAPS	GEOLTSD172LAMS	72" x 59-15/16" x 23"	266	\$3,644	\$3,827	\$2,734

**Transitional Tower Adders,
Type 1 Single- to Double-Faced**



2 Adjustable Shelves and 1 Base Shelf per Side

GEOLTSD2360AKS	GEOLTSD236MAPS	GEOLTSD236LAMS	36" x 59-15/16" x 23"	156	\$2,595	\$2,725	\$1,945
----------------	----------------	----------------	-----------------------	-----	---------	---------	---------

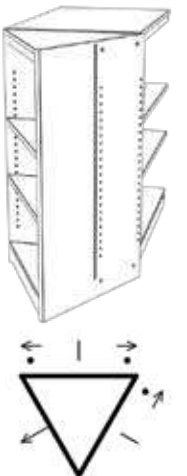
2 Adjustable Shelves and 1 Base Shelf per Side

GEOLTSD2420AKS	GEOLTSD242MAPS	GEOLTSD242LAMS	42" x 59-15/16" x 23"	178	\$2,609	\$2,739	\$1,956
GEOLTSD2480AKS	GEOLTSD248MAPS	GEOLTSD248LAMS	48" x 59-15/16" x 23"	209	\$2,731	\$2,867	\$2,048

4 Adjustable Shelves and 1 Base Shelf per Side

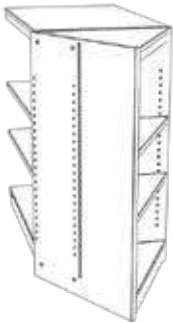
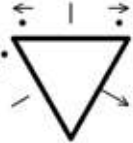
GEOLTSD2600AKS	GEOLTSD260MAPS	GEOLTSD260LAMS	60-1/2" x 59-15/16" x 23"	236	\$3,376	\$3,544	\$2,532
GEOLTSD2720AKS	GEOLTSD272MAPS	GEOLTSD272LAMS	72" x 59-15/16" x 23"	266	\$3,644	\$3,827	\$2,734

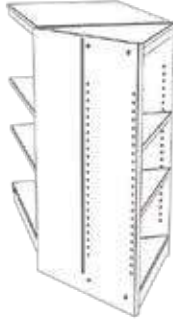
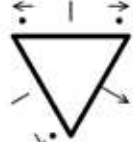
**Transitional Tower Adders,
Type 2 Single- to Double-Faced**

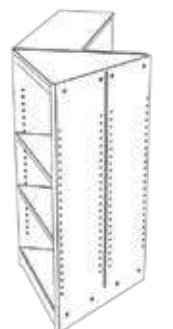
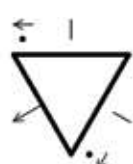


Please specify Wood Finish (Table 1) or Laminate (Table 2 or Table 4). Details can be found on page GEN 4 and GEN 5.

Note: Shelving Finishing Panels are sold separately on page GEO 34. Shelving Back Panels are sold separately on pages GEO 37-GEO 46.

	Oak Catalog No.	Maple Catalog No.	Laminate Catalog No.	H x W x D	Wt. (lbs.)	Oak Price	Maple Price	Laminate Price
Transitional Tower Adders, Type 3 Single- to Double-Faced  	<u>2 Adjustable Shelves and 1 Base Shelf per Side</u>							
	GEOLTTSD336OAKS	GEOLTTSD336MAPS	GEOLTTSD336LAMs	36" x 59-15/16" x 23"	156	\$2,595	\$2,725	\$1,945
	<u>2 Adjustable Shelves and 1 Base Shelf per Side</u>							
	GEOLTTSD342OAKS	GEOLTTSD342MAPS	GEOLTTSD342LAMs	42" x 59-15/16" x 23"	178	\$2,609	\$2,739	\$1,956
	GEOLTTSD348OAKS	GEOLTTSD348MAPS	GEOLTTSD348LAMs	48" x 59-15/16" x 23"	209	\$2,731	\$2,867	\$2,048
	<u>4 Adjustable Shelves and 1 Base Shelf per Side</u>							
	GEOLTTSD360OAKS	GEOLTTSD360MAPS	GEOLTTSD360LAMs	60-1/2" x 59-15/16" x 23"	236	\$3,376	\$3,544	\$2,532
	GEOLTTSD372OAKS	GEOLTTSD372MAPS	GEOLTTSD372LAMs	72" x 59-15/16" x 23"	266	\$3,644	\$3,827	\$2,734

Transitional Tower Adders, Type 4 Single- to Double-Faced  	<u>2 Adjustable Shelves and 1 Base Shelf per Side</u>							
	GEOLTTSD436OAKS	GEOLTTSD436MAPS	GEOLTTSD436LAMs	36" x 59-15/16" x 23"	156	\$2,595	\$2,725	\$1,945
	<u>2 Adjustable Shelves and 1 Base Shelf per Side</u>							
	GEOLTTSD442OAKS	GEOLTTSD442MAPS	GEOLTTSD442LAMs	42" x 59-15/16" x 23"	178	\$2,609	\$2,739	\$1,956
	GEOLTTSD448OAKS	GEOLTTSD448MAPS	GEOLTTSD448LAMs	48" x 59-15/16" x 23"	209	\$2,731	\$2,867	\$2,048
	<u>4 Adjustable Shelves and 1 Base Shelf per Side</u>							
	GEOLTTSD460OAKS	GEOLTTSD460MAPS	GEOLTTSD460LAMs	60-1/2" x 59-15/16" x 23"	236	\$3,376	\$3,544	\$2,532
	GEOLTTSD472OAKS	GEOLTTSD472MAPS	GEOLTTSD472LAMs	72" x 59-15/16" x 23"	266	\$3,644	\$3,827	\$2,734

Transitional Tower Adders, Type 1 Double- to Single-Faced  	<u>2 Adjustable Shelves and 1 Base Shelf</u>							
	GEOLTTDS136OAKS	GEOLTTDS136MAPS	GEOLTTDS136LAMs	36" x 59-15/16" x 23"	101	\$1,880	\$1,974	\$1,408
	<u>2 Adjustable Shelves and 1 Base Shelf</u>							
	GEOLTTDS142OAKS	GEOLTTDS142MAPS	GEOLTTDS142LAMs	42" x 59-15/16" x 23"	112	\$1,892	\$1,986	\$1,420
	GEOLTTDS148OAKS	GEOLTTDS148MAPS	GEOLTTDS148LAMs	48" x 59-15/16" x 23"	135	\$1,935	\$2,033	\$1,449
	<u>4 Adjustable Shelves and 1 Base Shelf</u>							
	GEOLTTDS160OAKS	GEOLTTDS160MAPS	GEOLTTDS160LAMs	60-1/2" x 59-15/16" x 23"	155	\$2,381	\$2,500	\$1,784
	GEOLTTDS172OAKS	GEOLTTDS172MAPS	GEOLTTDS172LAMs	72" x 59-15/16" x 23"	179	\$2,458	\$2,582	\$1,844

Please specify Wood Finish (Table 1) or Laminate (Table 2 or Table 4). Details can be found on page GEN 4 and GEN 5.

Living Finishing Panels are sold separately on page GEO 34. Shelving Back Panels are sold separately on pages GEO 37-GEO 46.

Oak Catalog No.	Maple Catalog No.	Laminate Catalog No.	H x W x D	Wt. (lbs.)	Oak Price	Maple Price	Laminate Price
--------------------	----------------------	-------------------------	-----------	---------------	--------------	----------------	-------------------

2 Adjustable Shelves and 1 Base Shelf

GEOLTTDS2360AKS	GEOLTTDS236MAPS	GEOLTTDS236LAMS	36" x 59-15/16" x 23"	101	\$1,880	\$1,974	\$1,408
-----------------	-----------------	-----------------	-----------------------	-----	---------	---------	---------

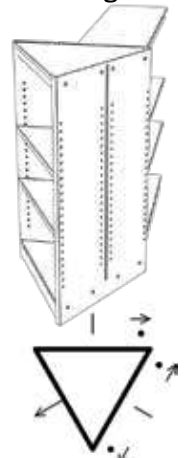
2 Adjustable Shelves and 1 Base Shelf

GEOLTTDS2420AKS	GEOLTTDS242MAPS	GEOLTTDS242LAMS	42" x 59-15/16" x 23"	112	\$1,892	\$1,986	\$1,420
GEOLTTDS2480AKS	GEOLTTDS248MAPS	GEOLTTDS248LAMS	48" x 59-15/16" x 23"	135	\$1,935	\$2,033	\$1,449

4 Adjustable Shelves and 1 Base Shelf

GEOLTTDS2600AKS	GEOLTTDS260MAPS	GEOLTTDS260LAMS	60-1/2" x 59-15/16" x 23"	155	\$2,381	\$2,500	\$1,784
GEOLTTDS2720AKS	GEOLTTDS272MAPS	GEOLTTDS272LAMS	72" x 59-15/16" x 23"	179	\$2,458	\$2,582	\$1,844

Transitional Tower Adders,
Type 2 Double- to Single-Faced



2 Adjustable Shelves and 1 Base Shelf

GEOLTTDS3360AKS	GEOLTTDS336MAPS	GEOLTTDS336LAMS	36" x 59-15/16" x 23"	101	\$1,880	\$1,974	\$1,408
-----------------	-----------------	-----------------	-----------------------	-----	---------	---------	---------

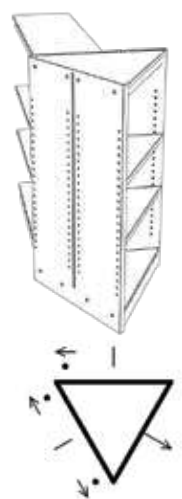
2 Adjustable Shelves and 1 Base Shelf

GEOLTTDS3420AKS	GEOLTTDS342MAPS	GEOLTTDS342LAMS	42" x 59-15/16" x 23"	112	\$1,892	\$1,986	\$1,420
GEOLTTDS3480AKS	GEOLTTDS348MAPS	GEOLTTDS348LAMS	48" x 59-15/16" x 23"	135	\$1,935	\$2,033	\$1,449

4 Adjustable Shelves and 1 Base Shelf

GEOLTTDS3600AKS	GEOLTTDS360MAPS	GEOLTTDS360LAMS	60-1/2" x 59-15/16" x 23"	155	\$2,381	\$2,500	\$1,784
GEOLTTDS3720AKS	GEOLTTDS372MAPS	GEOLTTDS372LAMS	72" x 59-15/16" x 23"	179	\$2,458	\$2,582	\$1,844

Transitional Tower Adders,
Type 3 Double- to Single-Faced



2 Adjustable Shelves and 1 Base Shelf

GEOLTTDS4360AKS	GEOLTTDS436MAPS	GEOLTTDS436LAMS	36" x 59-15/16" x 23"	101	\$1,880	\$1,974	\$1,408
-----------------	-----------------	-----------------	-----------------------	-----	---------	---------	---------

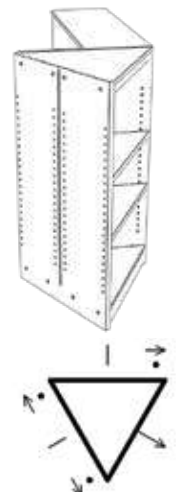
2 Adjustable Shelves and 1 Base Shelf

GEOLTTDS4420AKS	GEOLTTDS442MAPS	GEOLTTDS442LAMS	42" x 59-15/16" x 23"	112	\$1,892	\$1,986	\$1,420
GEOLTTDS4480AKS	GEOLTTDS448MAPS	GEOLTTDS448LAMS	48" x 59-15/16" x 23"	135	\$1,935	\$2,033	\$1,449

4 Adjustable Shelves and 1 Base Shelf


GEOLTTDS4600AKS	GEOLTTDS460MAPS	GEOLTTDS460LAMS	60-1/2" x 59-15/16" x 23"	155	\$2,381	\$2,500	\$1,784
GEOLTTDS4720AKS	GEOLTTDS472MAPS	GEOLTTDS472LAMS	72" x 59-15/16" x 23"	179	\$2,458	\$2,582	\$1,844


Transitional Tower Adders,
Type 4 Double- to Single-Faced

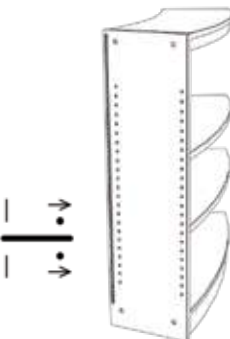


Please specify Wood Finish (Table 1) or Laminate (Table 2 or Table 4). Details can be found on page GEN 4 and GEN 5.

Note: Shelving Finishing Panels are sold separately on page GEO 34. Shelving Back Panels are sold separately on pages GEO 37-GEO 46.

	Oak Catalog No.	Maple Catalog No.	Laminate Catalog No.	H x W x D	Wt. (lbs.)	Oak Price	Maple Price	Laminate Price
Convex Single-Faced Starter Type 1 	<u>2 Adjustable Shelves and 1 Base Shelf</u>							
	GEOAXSS136OAKS	GEOAXSS136MAPS	GEOAXSS136LAMS	36" x 44" x 12"	75	\$ 1,194	\$1,254	\$1,031
	<u>2 Adjustable Shelves and 1 Base Shelf</u>							
	GEOAXSS142OAKS	GEOAXSS142MAPS	GEOAXSS142LAMS	42" x 44" x 12"	88	\$1,206	\$1,266	\$1,042
	GEOAXSS148OAKS	GEOAXSS148MAPS	GEOAXSS148LAMS	48" x 44" x 12"	101	\$1,286	\$1,351	\$1,110
	<u>4 Adjustable Shelves and 1 Base Shelf</u>							
	GEOAXSS160OAKS	GEOAXSS160MAPS	GEOAXSS160LAMS	60-1/2" x 44" x 12"	111	\$1,697	\$1,782	\$1,465
	GEOAXSS172OAKS	GEOAXSS172MAPS	GEOAXSS172LAMS	72" x 44" x 12"	119	\$1,808	\$1,898	\$1,562

Convex Single-Faced Starter Type 2 	<u>2 Adjustable Shelves and 1 Base Shelf</u>							
	GEOAXSS236OAKS	GEOAXSS236MAPS	GEOAXSS236LAMS	36" x 44" x 12"	75	\$1,194	\$1,254	\$1,031
	<u>2 Adjustable Shelves and 1 Base Shelf</u>							
	GEOAXSS242OAKS	GEOAXSS242MAPS	GEOAXSS242LAMS	42" x 44" x 12"	88	\$1,206	\$1,266	\$1,042
	GEOAXSS248OAKS	GEOAXSS248MAPS	GEOAXSS248LAMS	48" x 44" x 12"	101	\$1,286	\$1,351	\$1,110
	<u>4 Adjustable Shelves and 1 Base Shelf</u>							
	GEOAXSS260OAKS	GEOAXSS260MAPS	GEOAXSS260LAMS	60-1/2" x 44" x 12"	111	\$1,697	\$1,782	\$1,465
	GEOAXSS272OAKS	GEOAXSS272MAPS	GEOAXSS272LAMS	72" x 44" x 12"	119	\$1,808	\$1,898	\$1,562

Convex Single-Faced Inline Adder 	<u>2 Adjustable Shelves and 1 Base Shelf</u>							
	GEOAXSIA36OAKS	GEOAXSIA36MAPS	GEOAXSIA36LAMS	36" x 44" x 12"	75	\$1,194	\$1,254	\$1,031
	<u>2 Adjustable Shelves and 1 Base Shelf</u>							
	GEOAXSIA42OAKS	GEOAXSIA42MAPS	GEOAXSIA42LAMS	42" x 44" x 12"	88	\$1,206	\$1,266	\$1,042
	GEOAXSIA48OAKS	GEOAXSIA48MAPS	GEOAXSIA48LAMS	48" x 44" x 12"	101	\$1,286	\$1,351	\$1,110
	<u>4 Adjustable Shelves and 1 Base Shelf</u>							
	GEOAXSIA60OAKS	GEOAXSIA60MAPS	GEOAXSIA60LAMS	60-1/2" x 44" x 12"	111	\$1,697	\$1,782	\$1,465
	GEOAXSIA72OAKS	GEOAXSIA72MAPS	GEOAXSIA72LAMS	72" x 44" x 12"	119	\$1,808	\$1,898	\$1,562

Please specify Wood Finish (Table 1) or Laminate (Table 2 or Table 4). Details can be found on page GEN 4 and GEN 5.

Note: Shelving Finishing Panels are sold separately on page GEO 34. Shelving Back Panels are sold separately on pages GEO 37-GEO 46.

Oak Catalog No.	Maple Catalog No.	Laminate Catalog No.	H x W x D	Wt. (lbs.)	Oak Price	Maple Price	Laminate Price
--------------------	----------------------	-------------------------	-----------	---------------	--------------	----------------	-------------------

2 Adjustable Shelves and 1 Base Shelf

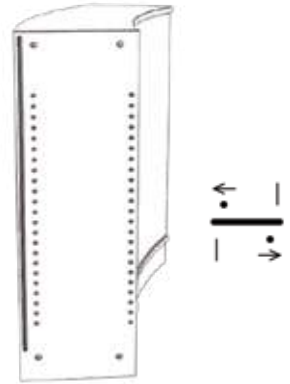
GEOAXSRA136OAKS	GEOAXSRA136MAPS	GEOAXSRA136LAMS	36" x 44" x 12"	75	\$1,194	\$1,254	\$1,031
-----------------	-----------------	-----------------	-----------------	----	---------	---------	---------

2 Adjustable Shelves and 1 Base Shelf

GEOAXSRA142OAKS	GEOAXSRA142MAPS	GEOAXSRA142LAMS	42" x 44" x 12"	88	\$1,206	\$1,266	\$1,042
GEOAXSRA148OAKS	GEOAXSRA148MAPS	GEOAXSRA148LAMS	48" x 44" x 12"	101	\$1,286	\$1,351	\$1,110

4 Adjustable Shelves and 1 Base Shelf

GEOAXSRA160OAKS	GEOAXSRA160MAPS	GEOAXSRA160LAMS	60-1/2" x 44" x 12"	111	\$1,697	\$1,782	\$1,465
GEOAXSRA172OAKS	GEOAXSRA172MAPS	GEOAXSRA172LAMS	72" x 44" x 12"	119	\$1,808	\$1,898	\$1,562

Convex Single-Faced
Reverse Adder Type 1**2 Adjustable Shelves and 1 Base Shelf**

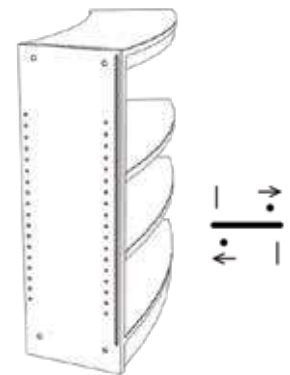
GEOAXSRA236OAKS	GEOAXSRA236MAPS	GEOAXSRA236LAMS	36" x 44" x 12"	75	\$1,194	\$1,254	\$1,031
-----------------	-----------------	-----------------	-----------------	----	---------	---------	---------

2 Adjustable Shelves and 1 Base Shelf

GEOAXSRA242OAKS	GEOAXSRA242MAPS	GEOAXSRA242LAMS	42" x 44" x 12"	88	\$1,206	\$1,266	\$1,042
GEOAXSRA248OAKS	GEOAXSRA248MAPS	GEOAXSRA248LAMS	48" x 44" x 12"	101	\$1,286	\$1,351	\$1,110

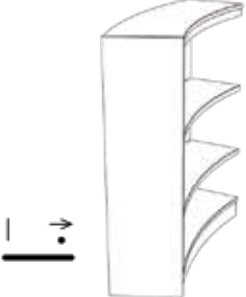
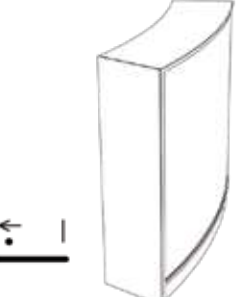
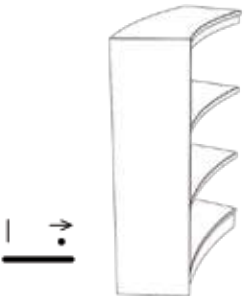
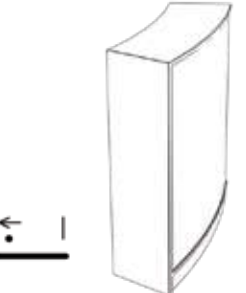
4 Adjustable Shelves and 1 Base Shelf

GEOAXSRA260OAKS	GEOAXSRA260MAPS	GEOAXSRA260LAMS	60-1/2" x 44" x 12"	111	\$1,697	\$1,782	\$1,465
GEOAXSRA272OAKS	GEOAXSRA272MAPS	GEOAXSRA272LAMS	72" x 44" x 12"	119	\$1,808	\$1,898	\$1,562

Convex Single-Faced
Reverse Adder Type 2

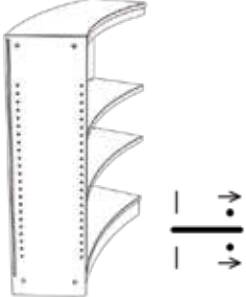
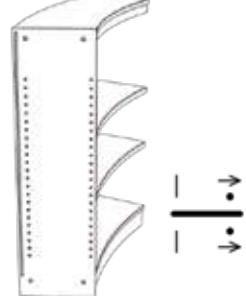
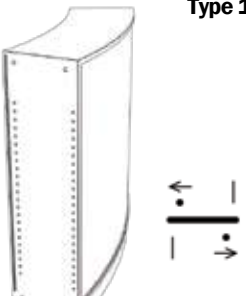
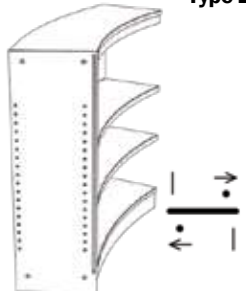
Please specify Wood Finish (Table 1) or Laminate (Table 2 or Table 4). Details can be found on page GEN 4 and GEN 5.

Note: Shelving Finishing Panels are sold separately on page GEO 34. Shelving Back Panels are sold separately on pages GEO 37-GEO 46.

	Oak Catalog No.	Maple Catalog No.	Laminate Catalog No.	H x W x D	Wt. (lbs.)	Oak Price	Maple Price	Laminate Price
Concave Single-Faced 44" Wide Starter Type 1 	<u>2 Adjustable Shelves and 1 Base Shelf</u>							
	GEOAVSS1360AKS	GEOAVSS136MAPS	GEOAVSS136LAMs	36" x 44" x 12"	75	\$1,194	\$1,254	\$1,031
	<u>2 Adjustable Shelves and 1 Base Shelf</u>							
	GEOAVSS1420AKS	GEOAVSS142MAPS	GEOAVSS142LAMs	42" x 44" x 12"	88	\$1,206	\$1,266	\$1,042
	GEOAVSS1480AKS	GEOAVSS148MAPS	GEOAVSS148LAMs	48" x 44" x 12"	101	\$1,286	\$1,351	\$1,110
	<u>4 Adjustable Shelves and 1 Base Shelf</u>							
	GEOAVSS1600AKS	GEOAVSS160MAPS	GEOAVSS160LAMs	60-1/2" x 44" x 12"	111	\$1,697	\$1,782	\$1,465
	GEOAVSS1720AKS	GEOAVSS172MAPS	GEOAVSS172LAMs	72" x 44" x 12"	119	\$1,808	\$1,898	\$1,562
Concave Single-Faced 44" Wide Starter Type 2 	<u>2 Adjustable Shelves and 1 Base Shelf</u>							
	GEOAVSS2360AKS	GEOAVSS236MAPS	GEOAVSS236LAMs	36" x 44" x 12"	75	\$1,194	\$1,254	\$1,031
	<u>2 Adjustable Shelves and 1 Base Shelf</u>							
	GEOAVSS2420AKS	GEOAVSS242MAPS	GEOAVSS242LAMs	42" x 44" x 12"	88	\$1,206	\$1,266	\$1,042
	GEOAVSS2480AKS	GEOAVSS248MAPS	GEOAVSS248LAMs	48" x 44" x 12"	101	\$1,286	\$1,351	\$1,110
	<u>4 Adjustable Shelves and 1 Base Shelf</u>							
	GEOAVSS2600AKS	GEOAVSS260MAPS	GEOAVSS260LAMs	60-1/2" x 44" x 12"	111	\$1,697	\$1,782	\$1,465
	GEOAVSS2720AKS	GEOAVSS272MAPS	GEOAVSS272LAMs	72" x 44" x 12"	119	\$1,808	\$1,898	\$1,562
Concave Single-Faced 37" Wide Starter Type 3 	<u>2 Adjustable Shelves and 1 Base Shelf</u>							
	GEOAVSS3360AKS	GEOAVSS336MAPS	GEOAVSS336LAMs	36" x 37" x 12"	63	\$1,194	\$1,254	\$1,031
	<u>2 Adjustable Shelves and 1 Base Shelf</u>							
	GEOAVSS3420AKS	GEOAVSS342MAPS	GEOAVSS342LAMs	42" x 37" x 12"	76	\$1,206	\$1,266	\$1,042
	GEOAVSS3480AKS	GEOAVSS348MAPS	GEOAVSS348LAMs	48" x 37" x 12"	89	\$1,286	\$1,351	\$1,110
	<u>4 Adjustable Shelves and 1 Base Shelf</u>							
	GEOAVSS3600AKS	GEOAVSS360MAPS	GEOAVSS360LAMs	60-1/2" x 37" x 12"	99	\$1,697	\$1,782	\$1,465
	GEOAVSS3720AKS	GEOAVSS372MAPS	GEOAVSS372LAMs	72" x 37" x 12"	107	\$1,808	\$1,898	\$1,562
Concave Single-Faced 37" Wide Starter Type 4 	<u>2 Adjustable Shelves and 1 Base Shelf</u>							
	GEOAVSS4360AKS	GEOAVSS436MAPS	GEOAVSS436LAMs	36" x 37" x 12"	63	\$1,194	\$1,254	\$1,031
	<u>2 Adjustable Shelves and 1 Base Shelf</u>							
	GEOAVSS4420AKS	GEOAVSS442MAPS	GEOAVSS442LAMs	42" x 37" x 12"	76	\$1,206	\$1,266	\$1,042
	GEOAVSS4480AKS	GEOAVSS448MAPS	GEOAVSS448LAMs	48" x 37" x 12"	89	\$1,286	\$1,351	\$1,110
	<u>4 Adjustable Shelves and 1 Base Shelf</u>							
	GEOAVSS4600AKS	GEOAVSS460MAPS	GEOAVSS460LAMs	60-1/2" x 37" x 12"	99	\$1,697	\$1,782	\$1,465
	GEOAVSS4720AKS	GEOAVSS472MAPS	GEOAVSS472LAMs	72" x 37" x 12"	107	\$1,808	\$1,898	\$1,562


Please specify Wood Finish (Table 1) or Laminate (Table 2 or Table 4). Details can be found on page GEN 4 and GEN 5.

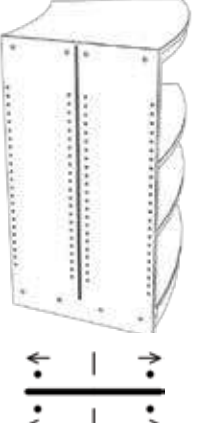
Note: Shelving Finishing Panels are sold separately on page GEO 34. Shelving Back Panels are sold separately on pages GEO 37-GEO 46.

Oak Catalog No.	Maple Catalog No.	Laminate Catalog No.	H x W x D	Wt. (lbs.)	Oak Price	Maple Price	Laminate Price	
<u>2 Adjustable Shelves and 1 Base Shelf</u>								Concave Single-Faced 44" Wide Inline Adder Type 1 
GEOAVSIA136OAKS	GEOAVSIA136MAPS	GEOAVSIA136LAMS	36" x 44" x 12"	75	\$1,194	\$1,254	\$1,031	
<u>2 Adjustable Shelves and 1 Base Shelf</u>								
GEOAVSIA142OAKS	GEOAVSIA142MAPS	GEOAVSIA142LAMS	42" x 44" x 12"	88	\$1,206	\$1,266	\$1,042	
GEOAVSIA148OAKS	GEOAVSIA148MAPS	GEOAVSIA148LAMS	48" x 44" x 12"	101	\$1,286	\$1,351	\$1,110	
<u>4 Adjustable Shelves and 1 Base Shelf</u>								
GEOAVSIA160OAKS	GEOAVSIA160MAPS	GEOAVSIA160LAMS	60-1/2" x 44" x 12"	111	\$1,697	\$1,782	\$1,465	
GEOAVSIA172OAKS	GEOAVSIA172MAPS	GEOAVSIA172LAMS	72" x 44" x 12"	119	\$1,808	\$1,898	\$1,562	
<u>2 Adjustable Shelves and 1 Base Shelf</u>								Concave Single-Faced 37" Wide Inline Adder Type 2 
GEOAVSIA236OAKS	GEOAVSIA236MAPS	GEOAVSIA236LAMS	36" x 37" x 12"	63	\$1,194	\$1,254	\$1,031	
<u>2 Adjustable Shelves and 1 Base Shelf</u>								
GEOAVSIA242OAKS	GEOAVSIA242MAPS	GEOAVSIA242LAMS	42" x 37" x 12"	76	\$1,206	\$1,266	\$1,042	
GEOAVSIA248OAKS	GEOAVSIA248MAPS	GEOAVSIA248LAMS	48" x 37" x 12"	89	\$1,286	\$1,351	\$1,110	
<u>4 Adjustable Shelves and 1 Base Shelf</u>								
GEOAVSIA260OAKS	GEOAVSIA260MAPS	GEOAVSIA260LAMS	60-1/2" x 37" x 12"	99	\$1,697	\$1,782	\$1,465	
GEOAVSIA272OAKS	GEOAVSIA272MAPS	GEOAVSIA272LAMS	72" x 37" x 12"	107	\$1,808	\$1,898	\$1,562	
<u>2 Adjustable Shelves and 1 Base Shelf</u>								Concave Single-Faced 44" Wide Reverse Adder Type 1 
GEOAVSRA136OAKS	GEOAVSRA136MAPS	GEOAVSRA136LAMS	36" x 44" x 12"	75	\$1,194	\$1,254	\$1,031	
<u>2 Adjustable Shelves and 1 Base Shelf</u>								
GEOAVSRA142OAKS	GEOAVSRA142MAPS	GEOAVSRA142LAMS	42" x 44" x 12"	88	\$1,206	\$1,266	\$1,042	
GEOAVSRA148OAKS	GEOAVSRA148MAPS	GEOAVSRA148LAMS	48" x 44" x 12"	101	\$1,286	\$1,351	\$1,110	
<u>4 Adjustable Shelves and 1 Base Shelf</u>								
GEOAVSRA160OAKS	GEOAVSRA160MAPS	GEOAVSRA160LAMS	60-1/2" x 44" x 12"	111	\$1,697	\$1,782	\$1,465	
GEOAVSRA172OAKS	GEOAVSRA172MAPS	GEOAVSRA172LAMS	72" x 44" x 12"	119	\$1,808	\$1,898	\$1,562	
<u>2 Adjustable Shelves and 1 Base Shelf</u>								Concave Single-Faced 44" Wide Reverse Adder Type 2 
GEOAVSRA236OAKS	GEOAVSRA236MAPS	GEOAVSRA236LAMS	36" x 44" x 12"	75	\$1,194	\$1,254	\$1,031	
<u>2 Adjustable Shelves and 1 Base Shelf</u>								
GEOAVSRA242OAKS	GEOAVSRA242MAPS	GEOAVSRA242LAMS	42" x 44" x 12"	88	\$1,206	\$1,266	\$1,042	
GEOAVSRA248OAKS	GEOAVSRA248MAPS	GEOAVSRA248LAMS	48" x 44" x 12"	101	\$1,286	\$1,351	\$1,110	
<u>4 Adjustable Shelves and 1 Base Shelf</u>								
GEOAVSRA260OAKS	GEOAVSRA260MAPS	GEOAVSRA260LAMS	60-1/2" x 44" x 12"	111	\$1,697	\$1,782	\$1,465	
GEOAVSRA272OAKS	GEOAVSRA272MAPS	GEOAVSRA272LAMS	72" x 44" x 12"	119	\$1,808	\$1,898	\$1,562	

Please specify Wood Finish (Table 1) or Laminate (Table 2 or Table 4). Details can be found on page GEN 4 and GEN 5.

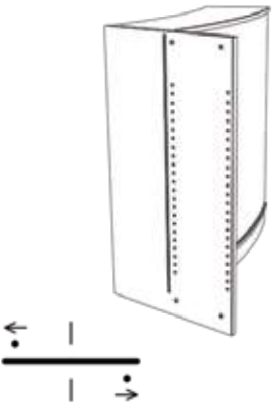
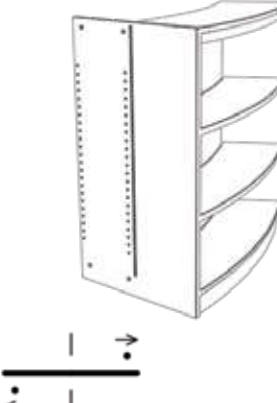
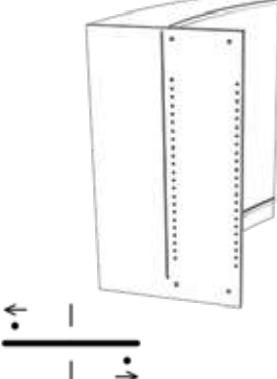
Note: Shelving Finishing Panels are sold separately on page GEO 34. Shelving Back Panels are sold separately on pages GEO 37-GEO 46.

	Oak Catalog No.	Maple Catalog No.	Laminate Catalog No.	H x W x D	Wt. (lbs.)	Oak Price	Maple Price	Laminate Price
Double-Faced 44" Wide Starter 	<u>2 Adjustable Shelves and 1 Base Shelf per Side</u>							
	GEOADS36OAKS	GEOADS36MAPS	GEOADS36LAMs	36" x 44" x 23"	142	\$2,360	\$2,479	\$2,005
	<u>2 Adjustable Shelves and 1 Base Shelf per Side</u>							
	GEOADS42OAKS	GEOADS42MAPS	GEOADS42LAMs	42" x 44" x 23"	166	\$2,373	\$2,491	\$2,017
	GEOADS48OAKS	GEOADS48MAPS	GEOADS48LAMs	48" x 44" x 23"	190	\$2,556	\$2,683	\$2,172
	<u>4 Adjustable Shelves and 1 Base Shelf per Side</u>							
	GEOADS60OAKS	GEOADS60MAPS	GEOADS60LAMs	60-1/2" x 44" x 23"	210	\$3,093	\$3,249	\$2,630
	GEOADS72OAKS	GEOADS72MAPS	GEOADS72LAMs	72" x 44" x 23"	223	\$3,409	\$3,578	\$2,897

Double-Faced 44" Wide Inline Adder 	<u>2 Adjustable Shelves and 1 Base Shelf per Side</u>							
	GEOADIA36OAKS	GEOADIA36MAPS	GEOADIA36LAMs	36" x 44" x 23"	142	\$2,360	\$2,479	\$2,005
	<u>2 Adjustable Shelves and 1 Base Shelf per Side</u>							
	GEOADIA42OAKS	GEOADIA42MAPS	GEOADIA42LAMs	42" x 44" x 23"	166	\$2,373	\$2,491	\$2,017
	GEOADIA48OAKS	GEOADIA48MAPS	GEOADIA48LAMs	48" x 44" x 23"	190	\$2,556	\$2,683	\$2,172
	<u>4 Adjustable Shelves and 1 Base Shelf per Side</u>							
	GEOADIA60OAKS	GEOADIA60MAPS	GEOADIA60LAMs	60-1/2" x 44" x 23"	210	\$3,093	\$3,249	\$2,630
	GEOADIA72OAKS	GEOADIA72MAPS	GEOADIA72LAMs	72" x 44" x 23"	223	\$3,409	\$3,578	\$2,897

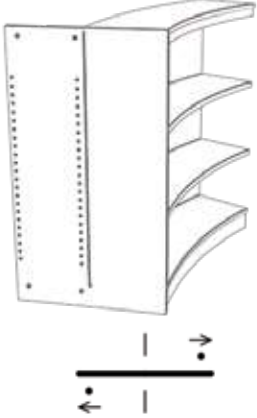
Please specify Wood Finish (Table 1) or Laminate (Table 2 or Table 4). Details can be found on page GEN 4 and GEN 5.


Note: Shelving Finishing Panels are sold separately on page GEO 34. Shelving Back Panels are sold separately on pages GEO 37-GEO 46.

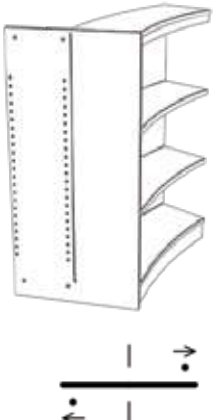
Oak Catalog No.	Maple Catalog No.	Laminate Catalog No.	H x W x D	Wt. (lbs.)	Oak Price	Maple Price	Laminate Price	
<u>2 Adjustable Shelves and 1 Base Shelf</u>								Transitional Adders, 44" Wide Type 1 Single- to Single-Faced 
GEOATSS1360AKS	GEOATSS136MAPS	GEOATSS136LAMs	36" x 44" x 23"	95	\$1,333	\$1,399	\$1,149	
<u>2 Adjustable Shelves and 1 Base Shelf</u>								
GEOATSS1420AKS	GEOATSS142MAPS	GEOATSS142LAMs	42" x 44" x 23"	108	\$1,345	\$1,411	\$1,159	
GEOATSS1480AKS	GEOATSS148MAPS	GEOATSS148LAMs	48" x 44" x 23"	121	\$1,463	\$1,536	\$1,260	
<u>4 Adjustable Shelves and 1 Base Shelf</u>								
GEOATSS1600AKS	GEOATSS160MAPS	GEOATSS160LAMs	60-1/2" x 44" x 23"	131	\$1,813	\$1,903	\$1,564	
GEOATSS1720AKS	GEOATSS172MAPS	GEOATSS172LAMs	72" x 44" x 23"	139	\$2,049	\$2,152	\$1,768	
<u>2 Adjustable Shelves and 1 Base Shelf</u>								Transitional Adders, 44" Wide Type 2 Single- to Single-Faced 
GEOATSS2360AKS	GEOATSS236MAPS	GEOATSS236LAMs	36" x 44" x 23"	95	\$1,333	\$1,399	\$1,149	
<u>2 Adjustable Shelves and 1 Base Shelf</u>								
GEOATSS2420AKS	GEOATSS242MAPS	GEOATSS242LAMs	42" x 44" x 23"	108	\$1,345	\$1,411	\$1,159	
GEOATSS2480AKS	GEOATSS248MAPS	GEOATSS248LAMs	48" x 44" x 23"	121	\$1,463	\$1,536	\$1,260	
<u>4 Adjustable Shelves and 1 Base Shelf</u>								
GEOATSS2600AKS	GEOATSS260MAPS	GEOATSS260LAMs	60-1/2" x 44" x 23"	131	\$1,813	\$1,903	\$1,564	
GEOATSS2720AKS	GEOATSS272MAPS	GEOATSS272LAMs	72" x 44" x 23"	139	\$2,049	\$2,152	\$1,768	
<u>2 Adjustable Shelves and 1 Base Shelf</u>								Transitional Adders, 44" Wide Type 3 Single- to Single-Faced 
GEOATSS3360AKS	GEOATSS336MAPS	GEOATSS336LAMs	36" x 44" x 23"	95	\$1,333	\$1,399	\$1,149	
<u>2 Adjustable Shelves and 1 Base Shelf</u>								
GEOATSS3420AKS	GEOATSS342MAPS	GEOATSS342LAMs	42" x 44" x 23"	108	\$1,345	\$1,411	\$1,159	
GEOATSS3480AKS	GEOATSS348MAPS	GEOATSS348LAMs	48" x 44" x 23"	121	\$1,463	\$1,536	\$1,260	
<u>4 Adjustable Shelves and 1 Base Shelf</u>								
GEOATSS3600AKS	GEOATSS360MAPS	GEOATSS360LAMs	60-1/2" x 44" x 23"	131	\$1,813	\$1,903	\$1,564	
GEOATSS3720AKS	GEOATSS372MAPS	GEOATSS372LAMs	72" x 44" x 23"	139	\$2,049	\$2,152	\$1,768	

Please specify Wood Finish (Table 1) or Laminate (Table 2 or Table 4). Details can be found on page GEN 4 and GEN 5.

Note: Shelving Finishing Panels are sold separately on page GEO 34. Shelving Back Panels are sold separately on pages GEO 37-GEO 46.

	Oak Catalog No.	Maple Catalog No.	Laminate Catalog No.	H x W x D	Wt. (lbs.)	Oak Price	Maple Price	Laminate Price
Transitional Adders, 44" Wide Type 4 Single- to Single-Faced 	<u>2 Adjustable Shelves and 1 Base Shelf</u>							
	GEOATSS4360AKS	GEOATSS436MAPS	GEOATSS436LAMs	36" x 44" x 23"	95	\$1,333	\$1,399	\$1,149
	<u>2 Adjustable Shelves and 1 Base Shelf</u>							
	GEOATSS4420AKS	GEOATSS442MAPS	GEOATSS442LAMs	42" x 44" x 23"	108	\$1,345	\$1,411	\$1,159
	GEOATSS4480AKS	GEOATSS448MAPS	GEOATSS448LAMs	48" x 44" x 23"	121	\$1,463	\$1,536	\$1,260
	<u>4 Adjustable Shelves and 1 Base Shelf</u>							
	GEOATSS4600AKS	GEOATSS460MAPS	GEOATSS460LAMs	60-1/2" x 44" x 23"	131	\$1,813	\$1,903	\$1,564
	GEOATSS4720AKS	GEOATSS472MAPS	GEOATSS472LAMs	72" x 44" x 23"	139	\$2,049	\$2,152	\$1,768

Transitional Adders, 37" Wide Type 5 Single- to Single-Faced 	<u>2 Adjustable Shelves and 1 Base Shelf</u>							
	GEOATSS5360AKS	GEOATSS536MAPS	GEOATSS536LAMs	36" x 37" x 23"	83	\$1,333	\$1,399	\$1,149
	<u>2 Adjustable Shelves and 1 Base Shelf</u>							
	GEOATSS5420AKS	GEOATSS542MAPS	GEOATSS542LAMs	42" x 37" x 23"	96	\$1,345	\$1,411	\$1,159
	GEOATSS5480AKS	GEOATSS548MAPS	GEOATSS548LAMs	48" x 37" x 23"	109	\$1,463	\$1,536	\$1,260
	<u>4 Adjustable Shelves and 1 Base Shelf</u>							
	GEOATSS5600AKS	GEOATSS560MAPS	GEOATSS560LAMs	60-1/2" x 37" x 23"	119	\$1,813	\$1,903	\$1,564
	GEOATSS5720AKS	GEOATSS572MAPS	GEOATSS572LAMs	72" x 37" x 23"	127	\$2,049	\$2,152	\$1,768

Transitional Adders, 37" Wide Type 6 Single- to Single-Faced 	<u>2 Adjustable Shelves and 1 Base Shelf</u>							
	GEOATSS6360AKS	GEOATSS636MAPS	GEOATSS636LAMs	36" x 37" x 23"	83	\$1,333	\$1,399	\$1,149
	<u>2 Adjustable Shelves and 1 Base Shelf</u>							
	GEOATSS6420AKS	GEOATSS642MAPS	GEOATSS642LAMs	42" x 37" x 23"	96	\$1,345	\$1,411	\$1,159
	GEOATSS6480AKS	GEOATSS648MAPS	GEOATSS648LAMs	48" x 37" x 23"	109	\$1,463	\$1,536	\$1,260
	<u>4 Adjustable Shelves and 1 Base Shelf</u>							
	GEOATSS6600AKS	GEOATSS660MAPS	GEOATSS660LAMs	60-1/2" x 37" x 23"	119	\$1,813	\$1,903	\$1,564
	GEOATSS6720AKS	GEOATSS672MAPS	GEOATSS672LAMs	72" x 37" x 23"	127	\$2,049	\$2,152	\$1,768

Please specify Wood Finish (Table 1) or Laminate (Table 2 or Table 4). Details can be found on page GEN 4 and GEN 5.

Note: Shelving Finishing Panels are sold separately on page GEO 34. Shelving Back Panels are sold separately on pages GEO 37-GEO 46.

Oak Catalog No.	Maple Catalog No.	Laminate Catalog No.	H x W x D	Wt. (lbs.)	Oak Price	Maple Price	Laminate Price
--------------------	----------------------	-------------------------	-----------	---------------	--------------	----------------	-------------------

2 Adjustable Shelves and 1 Base Shelf per Side

GEOATSD1360AKS	GEOATSD136MAPS	GEOATSD136LAMs	36" x 44" x 23"	142	\$2,360	\$2,479	\$2,005
----------------	----------------	----------------	-----------------	-----	---------	---------	---------

2 Adjustable Shelves and 1 Base Shelf per Side

GEOATSD1420AKS	GEOATSD142MAPS	GEOATSD142LAMs	42" x 44" x 23"	166	\$2,373	\$2,491	\$2,017
GEOATSD1480AKS	GEOATSD148MAPS	GEOATSD148LAMs	48" x 44" x 23"	190	\$2,556	\$2,683	\$2,172

4 Adjustable Shelves and 1 Base Shelf per Side

GEOATSD1600AKS	GEOATSD160MAPS	GEOATSD160LAMs	60-1/2" x 44" x 23"	210	\$3,093	\$3,249	\$2,630
GEOATSD1720AKS	GEOATSD172MAPS	GEOATSD172LAMs	72" x 44" x 23"	223	\$3,409	\$3,578	\$2,897

**Transitional Adders, Type 1
Single- to Double-Faced****2 Adjustable Shelves and 1 Base Shelf per Side**

GEOATSD2360AKS	GEOATSD236MAPS	GEOATSD236LAMs	36" x 44" x 23"	142	\$2,360	\$2,479	\$2,005
----------------	----------------	----------------	-----------------	-----	---------	---------	---------

2 Adjustable Shelves and 1 Base Shelf per Side

GEOATSD2420AKS	GEOATSD242MAPS	GEOATSD242LAMs	42" x 44" x 23"	166	\$2,373	\$2,491	\$2,017
GEOATSD2480AKS	GEOATSD248MAPS	GEOATSD248LAMs	48" x 44" x 23"	190	\$2,556	\$2,683	\$2,172

4 Adjustable Shelves and 1 Base Shelf per Side

GEOATSD2600AKS	GEOATSD260MAPS	GEOATSD260LAMs	60-1/2" x 44" x 23"	210	\$3,093	\$3,249	\$2,630
GEOATSD2720AKS	GEOATSD272MAPS	GEOATSD272LAMs	72" x 44" x 23"	223	\$3,409	\$3,578	\$2,897

**Transitional Adders, Type 2
Single- to Double-Faced****2 Adjustable Shelves and 1 Base Shelf**

GEOATDS1360AKS	GEOATDS136MAPS	GEOATDS136LAMs	36" x 37" x 23"	83	\$1,333	\$1,399	\$1,149
----------------	----------------	----------------	-----------------	----	---------	---------	---------

2 Adjustable Shelves and 1 Base Shelf

GEOATDS1420AKS	GEOATDS142MAPS	GEOATDS142LAMs	42" x 37" x 23"	96	\$1,345	\$1,411	\$1,159
GEOATDS1480AKS	GEOATDS148MAPS	GEOATDS148LAMs	48" x 37" x 23"	109	\$1,463	\$1,536	\$1,260


4 Adjustable Shelves and 1 Base Shelf


GEOATDS1600AKS	GEOATDS160MAPS	GEOATDS160LAMs	60-1/2" x 37" x 23"	119	\$1,813	\$1,903	\$1,564
GEOATDS1720AKS	GEOATDS172MAPS	GEOATDS172LAMs	72" x 37" x 23"	127	\$2,049	\$2,152	\$1,768


**Transitional Adders,
37" Wide Type 1
Double- to Single-Faced**

Please specify Wood Finish (Table 1) or Laminate (Table 2 or Table 4). Details can be found on page GEN 4 and GEN 5.

Note: Shelving Finishing Panels are sold separately on page GEO 34. Shelving Back Panels are sold separately on pages GEO 37-GEO 46.

	Oak Catalog No.	Maple Catalog No.	Laminate Catalog No.	H x W x D	Wt. (lbs.)	Oak Price	Maple Price	Laminate Price
Transitional Adders, 44" Wide Type 2 Double- to Single-Faced 	<u>2 Adjustable Shelves and 1 Base Shelf</u>							
	GEOATDS2360AKS	GEOATDS236MAPS	GEOATDS236LAMs	36" x 44" x 23"	95	\$1,333	\$1,399	\$1,149
	<u>2 Adjustable Shelves and 1 Base Shelf</u>							
	GEOATDS2420AKS	GEOATDS242MAPS	GEOATDS242LAMs	42" x 44" x 23"	108	\$1,345	\$1,411	\$1,159
	GEOATDS2480AKS	GEOATDS248MAPS	GEOATDS248LAMs	48" x 44" x 23"	121	\$1,463	\$1,536	\$1,260
	<u>4 Adjustable Shelves and 1 Base Shelf</u>							
	GEOATDS2600AKS	GEOATDS260MAPS	GEOATDS260LAMs	60-1/2" x 44" x 23"	131	\$1,813	\$1,903	\$1,564
	GEOATDS2720AKS	GEOATDS272MAPS	GEOATDS272LAMs	72" x 44" x 23"	139	\$2,049	\$2,152	\$1,768


Transitional Adders, 44" Wide Type 3 Double- to Single-Faced 	<u>2 Adjustable Shelves and 1 Base Shelf</u>							
	GEOATDS3360AKS	GEOATDS336MAPS	GEOATDS336LAMs	36" x 44" x 23"	95	\$1,333	\$1,399	\$1,149
	<u>2 Adjustable Shelves and 1 Base Shelf</u>							
	GEOATDS3420AKS	GEOATDS342MAPS	GEOATDS342LAMs	42" x 44" x 23"	108	\$1,345	\$1,411	\$1,159
	GEOATDS3480AKS	GEOATDS348MAPS	GEOATDS348LAMs	48" x 44" x 23"	121	\$1,463	\$1,536	\$1,260
	<u>4 Adjustable Shelves and 1 Base Shelf</u>							
	GEOATDS3600AKS	GEOATDS360MAPS	GEOATDS360LAMs	60-1/2" x 44" x 23"	131	\$1,813	\$1,903	\$1,564
	GEOATDS3720AKS	GEOATDS372MAPS	GEOATDS372LAMs	72" x 44" x 23"	139	\$2,049	\$2,152	\$1,768

Transitional Adders, 37" Wide Type 4 Double- to Single-Faced 	<u>2 Adjustable Shelves and 1 Base Shelf</u>							
	GEOATDS4360AKS	GEOATDS436MAPS	GEOATDS436LAMs	36" x 37" x 23"	83	\$1,333	\$1,399	\$1,149
	<u>2 Adjustable Shelves and 1 Base Shelf</u>							
	GEOATDS4420AKS	GEOATDS442MAPS	GEOATDS442LAMs	42" x 37" x 23"	96	\$1,345	\$1,411	\$1,159
	GEOATDS4480AKS	GEOATDS448MAPS	GEOATDS448LAMs	48" x 37" x 23"	109	\$1,463	\$1,536	\$1,260
	<u>4 Adjustable Shelves and 1 Base Shelf</u>							
	GEOATDS4600AKS	GEOATDS460MAPS	GEOATDS460LAMs	60-1/2" x 37" x 23"	119	\$1,813	\$1,903	\$1,564
	GEOATDS4720AKS	GEOATDS472MAPS	GEOATDS472LAMs	72" x 37" x 23"	127	\$2,049	\$2,152	\$1,768

Please specify Wood Finish (Table 1) or Laminate (Table 2 or Table 4). Details can be found on page GEN 4 and GEN 5.

Note: Shelving Finishing Panels are sold separately on page GEO 34. Shelving Back Panels are sold separately on pages GEO 37-GEO 46.

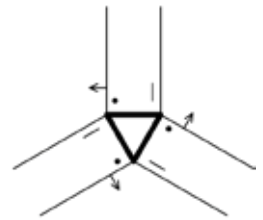
Single-Faced 3-Way Towers Only (Adders sold separately)



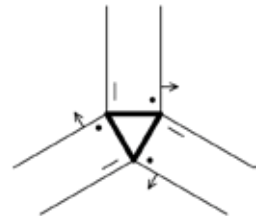
Oak Catalog No.	Maple Catalog No.	Laminate Catalog No.	H x W x D	Wt. (lbs.)	Oak Price	Maple Price	Laminate Price
--------------------	----------------------	-------------------------	-----------	---------------	--------------	----------------	-------------------

Single-Faced 3-Way Towers, Type 1

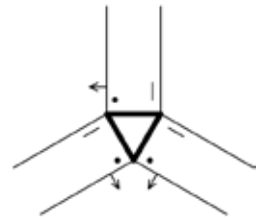
GEO3WST136OAKS	GEO3WST136MAPS	GEO3WST136LAMs	36" x 12" x 12"	29	\$726	\$764	\$542
GEO3WST142OAKS	GEO3WST142MAPS	GEO3WST142LAMs	42" x 12" x 12"	35	\$740	\$777	\$556
GEO3WST148OAKS	GEO3WST148MAPS	GEO3WST148LAMs	48" x 12" x 12"	41	\$753	\$790	\$569
GEO3WST160OAKS	GEO3WST160MAPS	GEO3WST160LAMs	60-1/2" x 12" x 12"	48	\$779	\$817	\$595
GEO3WST172OAKS	GEO3WST172MAPS	GEO3WST172LAMs	72" x 12" x 12"	60	\$806	\$843	\$622

Single-Faced Type 1**Single-Faced 3-Way Towers, Type 2**

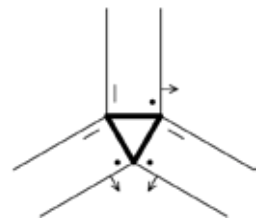
GEO3WST236OAKS	GEO3WST236MAPS	GEO3WST236LAMs	36" x 12" x 12"	29	\$726	\$764	\$542
GEO3WST242OAKS	GEO3WST242MAPS	GEO3WST242LAMs	42" x 12" x 12"	35	\$740	\$777	\$556
GEO3WST248OAKS	GEO3WST248MAPS	GEO3WST248LAMs	48" x 12" x 12"	41	\$753	\$790	\$569
GEO3WST260OAKS	GEO3WST260MAPS	GEO3WST260LAMs	60-1/2" x 12" x 12"	48	\$779	\$817	\$595
GEO3WST272OAKS	GEO3WST272MAPS	GEO3WST272LAMs	72" x 12" x 12"	60	\$806	\$843	\$622

Single-Faced Type 2**Single-Faced 3-Way Towers, Type 3**


GEO3WST336OAKS	GEO3WST336MAPS	GEO3WST336LAMs	36" x 12" x 12"	29	\$726	\$764	\$542
GEO3WST342OAKS	GEO3WST342MAPS	GEO3WST342LAMs	42" x 12" x 12"	35	\$740	\$777	\$556
GEO3WST348OAKS	GEO3WST348MAPS	GEO3WST348LAMs	48" x 12" x 12"	41	\$753	\$790	\$569
GEO3WST360OAKS	GEO3WST360MAPS	GEO3WST360LAMs	60-1/2" x 12" x 12"	48	\$779	\$817	\$595
GEO3WST372OAKS	GEO3WST372MAPS	GEO3WST372LAMs	72" x 12" x 12"	60	\$806	\$843	\$622

Single-Faced Type 3**Single-Faced 3-Way Towers, Type 4**

GEO3WST436OAKS	GEO3WST436MAPS	GEO3WST436LAMs	36" x 12" x 12"	29	\$726	\$764	\$542
GEO3WST442OAKS	GEO3WST442MAPS	GEO3WST442LAMs	42" x 12" x 12"	35	\$740	\$777	\$556
GEO3WST448OAKS	GEO3WST448MAPS	GEO3WST448LAMs	48" x 12" x 12"	41	\$753	\$790	\$569
GEO3WST460OAKS	GEO3WST460MAPS	GEO3WST460LAMs	60-1/2" x 12" x 12"	48	\$779	\$817	\$595
GEO3WST472OAKS	GEO3WST472MAPS	GEO3WST472LAMs	72" x 12" x 12"	60	\$806	\$843	\$622

Single-Faced Type 4

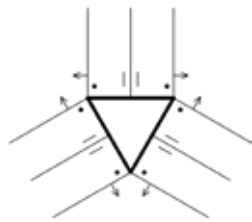
Please specify Wood Finish (Table 1) or Laminate (Table 2 or Table 4). Details can be found on page GEN 4 and GEN 5.



Double-Faced 3-Way Towers Only (Adders sold separately)

- = Tower/Transitional Tower
- = Back Panel Location
- = Shelving Side
- = Open Shelving Direction

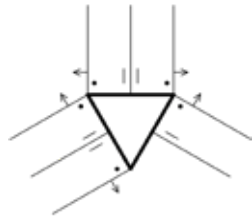
Double-Faced



Double-Faced 3-Way Towers

Oak Catalog No.	Maple Catalog No.	Laminate Catalog No.	H x W x D	Wt. (lbs.)	Oak Price	Maple Price	Laminate Price
GEO3WDT360AKS	GEO3WDT36MAPS	GEO3WDT36LAMs	36" x 23" x 23"	56	\$1,137	\$1,191	\$852
GEO3WDT420AKS	GEO3WDT42MAPS	GEO3WDT42LAMs	42" x 23" x 23"	68	\$1,150	\$1,204	\$865
GEO3WDT480AKS	GEO3WDT48MAPS	GEO3WDT48LAMs	48" x 23" x 23"	70	\$1,163	\$1,217	\$878
GEO3WDT600AKS	GEO3WDT60MAPS	GEO3WDT60LAMs	60-1/2" x 23" x 23"	74	\$1,189	\$1,244	\$904
GEO3WDT720AKS	GEO3WDT72MAPS	GEO3WDT72LAMs	72" x 23" x 23"	96	\$1,216	\$1,270	\$931

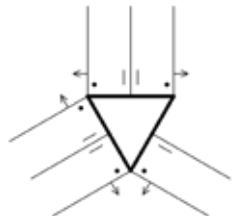
Double- to Single-Faced Type 1



Double-Faced 3-Way Towers, Type 1

GEO3WDST1360AKS	GEO3WDST136MAPS	GEO3WDST136LAMs	36" x 23" x 23"	56	\$1,137	\$1,191	\$852
GEO3WDST1420AKS	GEO3WDST142MAPS	GEO3WDST142LAMs	42" x 23" x 23"	68	\$1,150	\$1,204	\$865
GEO3WDST1480AKS	GEO3WDST148MAPS	GEO3WDST148LAMs	48" x 23" x 23"	70	\$1,163	\$1,217	\$878
GEO3WDST1600AKS	GEO3WDST160MAPS	GEO3WDST160LAMs	60-1/2" x 23" x 23"	74	\$1,189	\$1,244	\$904
GEO3WDST1720AKS	GEO3WDST172MAPS	GEO3WDST172LAMs	72" x 23" x 23"	96	\$1,216	\$1,270	\$931

Double- to Single-Faced Type 2


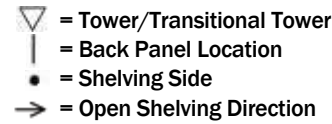


Double-Faced 3-Way Towers, Type 2

GEO3WDST2360AKS	GEO3WDST236MAPS	GEO3WDST236LAMs	36" x 23" x 23"	56	\$1,137	\$1,191	\$852
GEO3WDST2420AKS	GEO3WDST242MAPS	GEO3WDST242LAMs	42" x 23" x 23"	68	\$1,150	\$1,204	\$865
GEO3WDST2480AKS	GEO3WDST248MAPS	GEO3WDST248LAMs	48" x 23" x 23"	70	\$1,163	\$1,217	\$878
GEO3WDST2600AKS	GEO3WDST260MAPS	GEO3WDST260LAMs	60-1/2" x 23" x 23"	74	\$1,189	\$1,244	\$904
GEO3WDST2720AKS	GEO3WDST272MAPS	GEO3WDST272LAMs	72" x 23" x 23"	96	\$1,216	\$1,270	\$931

Please specify Wood Finish (Table 1) or Laminate (Table 2 or Table 4). Details can be found on page GEN 4 and GEN 5.

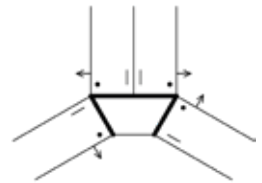
Trapezoid 3-Way Towers Only (Adders sold separately)



Oak Catalog No.	Maple Catalog No.	Laminate Catalog No.	H x W x D	Wt. (lbs.)	Oak Price	Maple Price	Laminate Price
--------------------	----------------------	-------------------------	-----------	---------------	--------------	----------------	-------------------

3-Way Trapezoid Towers, Type 1

GE03WTT1360AKS	GE03WTT136MAPS	GE03WTT136LAMS	36" x 23" x 12"	50	\$1,096	\$1,150	\$820
GE03WTT1420AKS	GE03WTT142MAPS	GE03WTT142LAMS	42" x 23" x 12"	51	\$1,120	\$1,174	\$844
GE03WTT1480AKS	GE03WTT148MAPS	GE03WTT148LAMS	48" x 23" x 12"	60	\$1,144	\$1,198	\$868
GE03WTT1600AKS	GE03WTT160MAPS	GE03WTT160LAMS	60-1/2" x 23" x 12"	64	\$1,192	\$1,246	\$916
GE03WTT1720AKS	GE03WTT172MAPS	GE03WTT172LAMS	72" x 23" x 12"	86	\$1,240	\$1,294	\$965

Trapezoid Type 1**3-Way Trapezoid Towers, Whiteboard Type 1**

GE03WTTW1360AKS	GE03WTTW136MAPS	GE03WTTW136LAMS	36" x 23" x 12"	52	\$1,151	\$1,205	\$876
GE03WTTW1420AKS	GE03WTTW142MAPS	GE03WTTW142LAMS	42" x 23" x 12"	53	\$1,175	\$1,229	\$900
GE03WTTW1480AKS	GE03WTTW148MAPS	GE03WTTW148LAMS	48" x 23" x 12"	62	\$1,199	\$1,253	\$924
GE03WTTW1600AKS	GE03WTTW160MAPS	GE03WTTW160LAMS	60-1/2" x 23" x 12"	66	\$1,247	\$1,301	\$972
GE03WTTW1720AKS	GE03WTTW172MAPS	GE03WTTW172LAMS	72" x 23" x 12"	88	\$1,295	\$1,349	\$1,020

3-Way Trapezoid Towers, Magnetic Whiteboard Type 1

GE03WTTM1360AKS	GE03WTTM136MAPS	GE03WTTM136LAMS	36" x 23" x 12"	52	\$1,187	\$1,241	\$912
GE03WTTM1420AKS	GE03WTTM142MAPS	GE03WTTM142LAMS	42" x 23" x 12"	53	\$1,211	\$1,265	\$936
GE03WTTM1480AKS	GE03WTTM148MAPS	GE03WTTM148LAMS	48" x 23" x 12"	62	\$1,235	\$1,289	\$960
GE03WTTM1600AKS	GE03WTTM160MAPS	GE03WTTM160LAMS	60-1/2" x 23" x 12"	66	\$1,283	\$1,337	\$1,008
GE03WTTM1720AKS	GE03WTTM172MAPS	GE03WTTM172LAMS	72" x 23" x 12"	88	\$1,331	\$1,386	\$1,056


3-Way Trapezoid Towers, Tackboard Type 1

GE03WTTT1360AKS	GE03WTTT136MAPS	GE03WTTT136LAMS	36" x 23" x 12"	54	\$1,158	\$1,212	\$883
GE03WTTT1420AKS	GE03WTTT142MAPS	GE03WTTT142LAMS	42" x 23" x 12"	55	\$1,182	\$1,236	\$907
GE03WTTT1480AKS	GE03WTTT148MAPS	GE03WTTT148LAMS	48" x 23" x 12"	64	\$1,206	\$1,260	\$931
GE03WTTT1600AKS	GE03WTTT160MAPS	GE03WTTT160LAMS	60-1/2" x 23" x 12"	68	\$1,254	\$1,309	\$979
GE03WTTT1720AKS	GE03WTTT172MAPS	GE03WTTT172LAMS	72" x 23" x 12"	90	\$1,303	\$1,357	\$1,027

3-Way Trapezoid Towers, Upholstered Type 1

GE03WTTU1360AKS	GE03WTTU136MAPS	GE03WTTU136LAMS	36" x 23" x 12"	56	\$1,260	\$1,315	\$985
GE03WTTU1420AKS	GE03WTTU142MAPS	GE03WTTU142LAMS	42" x 23" x 12"	57	\$1,285	\$1,339	\$1,009
GE03WTTU1480AKS	GE03WTTU148MAPS	GE03WTTU148LAMS	48" x 23" x 12"	66	\$1,309	\$1,363	\$1,033
GE03WTTU1600AKS	GE03WTTU160MAPS	GE03WTTU160LAMS	60-1/2" x 23" x 12"	70	\$1,357	\$1,411	\$1,081
GE03WTTU1720AKS	GE03WTTU172MAPS	GE03WTTU172LAMS	72" x 23" x 12"	92	\$1,405	\$1,459	\$1,129

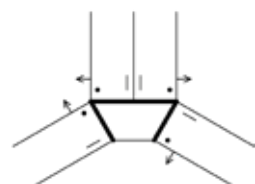
Please specify Wood Finish (Table 1), Laminate (Table 2 or Table 4), or Tackboard (Table 8). Details can be found on page GEN 4, GEN 5, and GEN 6.



Trapezoid 3-Way Towers Only (Adders sold separately)

- = Tower/Transitional Tower
- = Back Panel Location
- = Shelving Side
- = Open Shelving Direction

Trapezoid Type 2



3-Way Trapezoid Towers, Type 2

Oak Catalog No.	Maple Catalog No.	Laminate Catalog No.	H x W x D	Wt. (lbs.)	Oak Price	Maple Price	Laminate Price
GE03WTT236OAKS	GE03WTT236MAPS	GE03WTT236LAMS	36" x 23" x 12"	50	\$1,096	\$1,150	\$820
GE03WTT242OAKS	GE03WTT242MAPS	GE03WTT242LAMS	42" x 23" x 12"	51	\$1,120	\$1,174	\$844
GE03WTT248OAKS	GE03WTT248MAPS	GE03WTT248LAMS	48" x 23" x 12"	60	\$1,144	\$1,198	\$868
GE03WTT260OAKS	GE03WTT260MAPS	GE03WTT260LAMS	60-1/2" x 23" x 12"	64	\$1,192	\$1,246	\$916
GE03WTT272OAKS	GE03WTT272MAPS	GE03WTT272LAMS	72" x 23" x 12"	86	\$1,240	\$1,294	\$965

3-Way Trapezoid Towers, Whiteboard Type 2

GE03WTTW236OAKS	GE03WTTW236MAPS	GE03WTTW236LAMS	36" x 23" x 12"	52	\$1,151	\$1,205	\$876
GE03WTTW242OAKS	GE03WTTW242MAPS	GE03WTTW242LAMS	42" x 23" x 12"	53	\$1,175	\$1,229	\$900
GE03WTTW248OAKS	GE03WTTW248MAPS	GE03WTTW248LAMS	48" x 23" x 12"	62	\$1,199	\$1,253	\$924
GE03WTTW260OAKS	GE03WTTW260MAPS	GE03WTTW260LAMS	60-1/2" x 23" x 12"	66	\$1,247	\$1,301	\$972
GE03WTTW272OAKS	GE03WTTW272MAPS	GE03WTTW272LAMS	72" x 23" x 12"	88	\$1,295	\$1,349	\$1,020

3-Way Trapezoid Towers, Magnetic Whiteboard Type 2

GE03WTTM236OAKS	GE03WTTM236MAPS	GE03WTTM236LAMS	36" x 23" x 12"	52	\$1,187	\$1,241	\$912
GE03WTTM242OAKS	GE03WTTM242MAPS	GE03WTTM242LAMS	42" x 23" x 12"	53	\$1,211	\$1,265	\$936
GE03WTTM248OAKS	GE03WTTM248MAPS	GE03WTTM248LAMS	48" x 23" x 12"	62	\$1,235	\$1,289	\$960
GE03WTTM260OAKS	GE03WTTM260MAPS	GE03WTTM260LAMS	60-1/2" x 23" x 12"	66	\$1,283	\$1,337	\$1,008
GE03WTTM272OAKS	GE03WTTM272MAPS	GE03WTTM272LAMS	72" x 23" x 12"	88	\$1,331	\$1,386	\$1,056

3-Way Trapezoid Towers, Tackboard Type 2


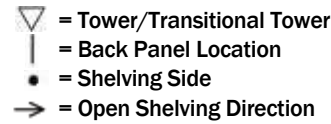
GE03WTTT236OAKS	GE03WTTT236MAPS	GE03WTTT236LAMS	36" x 23" x 12"	54	\$1,158	\$1,212	\$883
GE03WTTT242OAKS	GE03WTTT242MAPS	GE03WTTT242LAMS	42" x 23" x 12"	55	\$1,182	\$1,236	\$907
GE03WTTT248OAKS	GE03WTTT248MAPS	GE03WTTT248LAMS	48" x 23" x 12"	64	\$1,206	\$1,260	\$931
GE03WTTT260OAKS	GE03WTTT260MAPS	GE03WTTT260LAMS	60-1/2" x 23" x 12"	68	\$1,254	\$1,309	\$979
GE03WTTT272OAKS	GE03WTTT272MAPS	GE03WTTT272LAMS	72" x 23" x 12"	90	\$1,303	\$1,357	\$1,027

3-Way Trapezoid Towers, Upholstered Type 2

GE03WTTU236OAKS	GE03WTTU236MAPS	GE03WTTU236LAMS	36" x 23" x 12"	56	\$1,260	\$1,315	\$985
GE03WTTU242OAKS	GE03WTTU242MAPS	GE03WTTU242LAMS	42" x 23" x 12"	57	\$1,285	\$1,339	\$1,009
GE03WTTU248OAKS	GE03WTTU248MAPS	GE03WTTU248LAMS	48" x 23" x 12"	66	\$1,309	\$1,363	\$1,033
GE03WTTU260OAKS	GE03WTTU260MAPS	GE03WTTU260LAMS	60-1/2" x 23" x 12"	70	\$1,357	\$1,411	\$1,081
GE03WTTU272OAKS	GE03WTTU272MAPS	GE03WTTU272LAMS	72" x 23" x 12"	92	\$1,405	\$1,459	\$1,129

Please specify Wood Finish (Table 1), Laminate (Table 2 or Table 4), or Tackboard (Table 8). Details can be found on page GEN 4, GEN 5, and GEN 6.

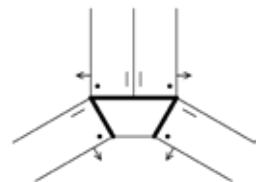
Trapezoid 3-Way Towers Only (Adders sold separately)



Oak Catalog No.	Maple Catalog No.	Laminate Catalog No.	H x W x D	Wt. (lbs.)	Oak Price	Maple Price	Laminate Price
--------------------	----------------------	-------------------------	-----------	---------------	--------------	----------------	-------------------

3-Way Trapezoid Towers, Type 3

GE03WTT3360AKS	GE03WTT336MAPS	GE03WTT336LAMS	36" x 23" x 12"	50	\$1,096	\$1,150	\$820
GE03WTT3420AKS	GE03WTT342MAPS	GE03WTT342LAMS	42" x 23" x 12"	51	\$1,120	\$1,174	\$844
GE03WTT3480AKS	GE03WTT348MAPS	GE03WTT348LAMS	48" x 23" x 12"	60	\$1,144	\$1,198	\$868
GE03WTT3600AKS	GE03WTT360MAPS	GE03WTT360LAMS	60-1/2" x 23" x 12"	64	\$1,192	\$1,246	\$916
GE03WTT3720AKS	GE03WTT372MAPS	GE03WTT372LAMS	72" x 23" x 12"	86	\$1,240	\$1,294	\$965

Trapezoid Type 3**3-Way Trapezoid Towers, Whiteboard Type 3**

GE03WTTW3360AKS	GE03WTTW336MAPS	GE03WTTW336LAMS	36" x 23" x 12"	52	\$1,151	\$1,205	\$876
GE03WTTW3420AKS	GE03WTTW342MAPS	GE03WTTW342LAMS	42" x 23" x 12"	53	\$1,175	\$1,229	\$900
GE03WTTW3480AKS	GE03WTTW348MAPS	GE03WTTW348LAMS	48" x 23" x 12"	62	\$1,199	\$1,253	\$924
GE03WTTW3600AKS	GE03WTTW360MAPS	GE03WTTW360LAMS	60-1/2" x 23" x 12"	66	\$1,247	\$1,301	\$972
GE03WTTW3720AKS	GE03WTTW372MAPS	GE03WTTW372LAMS	72" x 23" x 12"	88	\$1,295	\$1,349	\$1,020

3-Way Trapezoid Towers, Magnetic Whiteboard Type 3

GE03WTTM3360AKS	GE03WTTM336MAPS	GE03WTTM336LAMS	36" x 23" x 12"	52	\$1,187	\$1,241	\$912
GE03WTTM3420AKS	GE03WTTM342MAPS	GE03WTTM342LAMS	42" x 23" x 12"	53	\$1,211	\$1,265	\$936
GE03WTTM3480AKS	GE03WTTM348MAPS	GE03WTTM348LAMS	48" x 23" x 12"	62	\$1,235	\$1,289	\$960
GE03WTTM3600AKS	GE03WTTM360MAPS	GE03WTTM360LAMS	60-1/2" x 23" x 12"	66	\$1,283	\$1,337	\$1,008
GE03WTTM3720AKS	GE03WTTM372MAPS	GE03WTTM372LAMS	72" x 23" x 12"	88	\$1,331	\$1,386	\$1,056

3-Way Trapezoid Towers, Tackboard Type 3

GE03WTTT3360AKS	GE03WTTT336MAPS	GE03WTTT336LAMS	36" x 23" x 12"	54	\$1,158	\$1,212	\$883
GE03WTTT3420AKS	GE03WTTT342MAPS	GE03WTTT342LAMS	42" x 23" x 12"	55	\$1,182	\$1,236	\$907
GE03WTTT3480AKS	GE03WTTT348MAPS	GE03WTTT348LAMS	48" x 23" x 12"	64	\$1,206	\$1,260	\$931
GE03WTTT3600AKS	GE03WTTT360MAPS	GE03WTTT360LAMS	60-1/2" x 23" x 12"	68	\$1,254	\$1,309	\$979
GE03WTTT3720AKS	GE03WTTT372MAPS	GE03WTTT372LAMS	72" x 23" x 12"	90	\$1,303	\$1,357	\$1,027

3-Way Trapezoid Towers, Upholstered Type 3

GE03WTTU3360AKS	GE03WTTU336MAPS	GE03WTTU336LAMS	36" x 23" x 12"	56	\$1,260	\$1,315	\$985
GE03WTTU3420AKS	GE03WTTU342MAPS	GE03WTTU342LAMS	42" x 23" x 12"	57	\$1,285	\$1,339	\$1,009
GE03WTTU3480AKS	GE03WTTU348MAPS	GE03WTTU348LAMS	48" x 23" x 12"	66	\$1,309	\$1,363	\$1,033
GE03WTTU3600AKS	GE03WTTU360MAPS	GE03WTTU360LAMS	60-1/2" x 23" x 12"	70	\$1,357	\$1,411	\$1,081
GE03WTTU3720AKS	GE03WTTU372MAPS	GE03WTTU372LAMS	72" x 23" x 12"	92	\$1,405	\$1,459	\$1,129

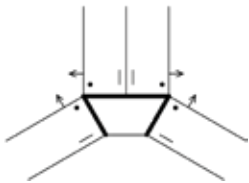
Please specify Wood Finish (Table 1), Laminate (Table 2 or Table 4), or Tackboard (Table 8). Details can be found on page GEN 4, GEN 5, and GEN 6.



Trapezoid 3-Way Towers Only (Adders sold separately)

- ▽ = Tower/Transitional Tower
- | = Back Panel Location
- = Shelving Side
- = Open Shelving Direction

Trapezoid Type 4



3-Way Trapezoid Towers, Type 4

Oak Catalog No.	Maple Catalog No.	Laminate Catalog No.	H x W x D	Wt. (lbs.)	Oak Price	Maple Price	Laminate Price
GE03WTT4360AKS	GE03WTT436MAPS	GE03WTT436LAMS	36" x 23" x 12"	50	\$1,096	\$1,150	\$820
GE03WTT4420AKS	GE03WTT442MAPS	GE03WTT442LAMS	42" x 23" x 12"	51	\$1,120	\$1,174	\$844
GE03WTT4480AKS	GE03WTT448MAPS	GE03WTT448LAMS	48" x 23" x 12"	60	\$1,144	\$1,198	\$868
GE03WTT4600AKS	GE03WTT460MAPS	GE03WTT460LAMS	60-1/2" x 23" x 12"	64	\$1,192	\$1,246	\$916
GE03WTT4720AKS	GE03WTT472MAPS	GE03WTT472LAMS	72" x 23" x 12"	86	\$1,240	\$1,294	\$965

3-Way Trapezoid Towers, Whiteboard Type 4

GE03WTTW4360AKS	GE03WTTW436MAPS	GE03WTTW436LAMS	36" x 23" x 12"	52	\$1,151	\$1,205	\$876
GE03WTTW4420AKS	GE03WTTW442MAPS	GE03WTTW442LAMS	42" x 23" x 12"	53	\$1,175	\$1,229	\$900
GE03WTTW4480AKS	GE03WTTW448MAPS	GE03WTTW448LAMS	48" x 23" x 12"	62	\$1,199	\$1,253	\$924
GE03WTTW4600AKS	GE03WTTW460MAPS	GE03WTTW460LAMS	60-1/2" x 23" x 12"	66	\$1,247	\$1,301	\$972
GE03WTTW4720AKS	GE03WTTW472MAPS	GE03WTTW472LAMS	72" x 23" x 12"	88	\$1,295	\$1,349	\$1,020

3-Way Trapezoid Towers, Magnetic Whiteboard Type 4

GE03WTTM4360AKS	GE03WTTM436MAPS	GE03WTTM436LAMS	36" x 23" x 12"	52	\$1,187	\$1,241	\$912
GE03WTTM4420AKS	GE03WTTM442MAPS	GE03WTTM442LAMS	42" x 23" x 12"	53	\$1,211	\$1,265	\$936
GE03WTTM4480AKS	GE03WTTM448MAPS	GE03WTTM448LAMS	48" x 23" x 12"	62	\$1,235	\$1,289	\$960
GE03WTTM4600AKS	GE03WTTM460MAPS	GE03WTTM460LAMS	60-1/2" x 23" x 12"	66	\$1,283	\$1,337	\$1,008
GE03WTTM4720AKS	GE03WTTM472MAPS	GE03WTTM472LAMS	72" x 23" x 12"	88	\$1,331	\$1,386	\$1,056

3-Way Trapezoid Towers, Tackboard Type 4

GE03WTTT4360AKS	GE03WTTT436MAPS	GE03WTTT436LAMS	36" x 23" x 12"	54	\$1,158	\$1,212	\$883
GE03WTTT4420AKS	GE03WTTT442MAPS	GE03WTTT442LAMS	42" x 23" x 12"	55	\$1,182	\$1,236	\$907
GE03WTTT4480AKS	GE03WTTT448MAPS	GE03WTTT448LAMS	48" x 23" x 12"	64	\$1,206	\$1,260	\$931
GE03WTTT4600AKS	GE03WTTT460MAPS	GE03WTTT460LAMS	60-1/2" x 23" x 12"	68	\$1,254	\$1,309	\$979
GE03WTTT4720AKS	GE03WTTT472MAPS	GE03WTTT472LAMS	72" x 23" x 12"	90	\$1,303	\$1,357	\$1,027


3-Way Trapezoid Towers, Upholstered Type 4

GE03WTTU4360AKS	GE03WTTU436MAPS	GE03WTTU436LAMS	36" x 23" x 12"	56	\$1,260	\$1,315	\$985
GE03WTTU4420AKS	GE03WTTU442MAPS	GE03WTTU442LAMS	42" x 23" x 12"	57	\$1,285	\$1,339	\$1,009
GE03WTTU4480AKS	GE03WTTU448MAPS	GE03WTTU448LAMS	48" x 23" x 12"	66	\$1,309	\$1,363	\$1,033
GE03WTTU4600AKS	GE03WTTU460MAPS	GE03WTTU460LAMS	60-1/2" x 23" x 12"	70	\$1,357	\$1,411	\$1,081
GE03WTTU4720AKS	GE03WTTU472MAPS	GE03WTTU472LAMS	72" x 23" x 12"	92	\$1,405	\$1,459	\$1,129

Please specify Wood Finish (Table 1), Laminate (Table 2 or Table 4), or Tackboard (Table 8). Details can be found on page GEN 4, GEN 5, and GEN 6.

Oak Catalog No.	Maple Catalog No.	Laminate Catalog No.	Height	Wt. (lbs.)	Oak Price	Maple Price	Laminate Price	
1 Top, 1 Base, and 2 Shelves								Single-Faced
GEOLSKIT36OAKS	GEOLSKIT36MAPS	GEOLSKIT36LAMs	36"	55	\$575	\$603	\$432	
GEOLSKIT42OAKS	GEOLSKIT42MAPS	GEOLSKIT42LAMs	42"	66	\$575	\$603	\$432	
GEOLSKIT48OAKS	GEOLSKIT48MAPS	GEOLSKIT48LAMs	48"	77	\$575	\$603	\$432	
1 Top, 1 Base, and 4 Shelves								
GEOLSKIT60OAKS	GEOLSKIT60MAPS	GEOLSKIT60LAMs	60-1/2"	83	\$812	\$852	\$606	
GEOLSKIT72OAKS	GEOLSKIT72MAPS	GEOLSKIT72LAMs	72"	87	\$812	\$852	\$606	
1 Top, 1 Base, 4 Shelves, and 1 Partition								Double-Faced
GEOLDKIT36OAKS	GEOLDKIT36MAPS	GEOLDKIT36LAMs	36"	102	\$1,315	\$1,382	\$987	
GEOLDKIT42OAKS	GEOLDKIT42MAPS	GEOLDKIT42LAMs	42"	120	\$1,315	\$1,382	\$987	
GEOLDKIT48OAKS	GEOLDKIT48MAPS	GEOLDKIT48LAMs	48"	139	\$1,315	\$1,382	\$987	
1 Top, 1 Base, 8 Shelves, and 1 Partition								
GEOLDKIT60OAKS	GEOLDKIT60MAPS	GEOLDKIT60LAMs	60-1/2"	148	\$1,912	\$2,009	\$1,435	
GEOLDKIT72OAKS	GEOLDKIT72MAPS	GEOLDKIT72LAMs	72"	154	\$1,912	\$2,009	\$1,435	

Please specify Wood Finish (Table 1) or Laminate (Table 2 or Table 4). Details can be found on page GEN 4 and GEN 5.

	Oak Catalog No.	Maple Catalog No.	Laminate Catalog No.	H x W x D	Wt. (lbs.)	Oak Price	Maple Price	Laminate Price
Single-Faced Left Panel 	GEOFSL360AKS	GEOFSL36MAPS	GEOFSL36LAMS	36" x 1" x 12"	8	\$231	\$243	\$171
	GEOFSL420AKS	GEOFSL42MAPS	GEOFSL42LAMS	42" x 1" x 12"	10	\$243	\$255	\$182
	GEOFSL480AKS	GEOFSL48MAPS	GEOFSL48LAMS	48" x 1" x 12"	12	\$268	\$283	\$202
	GEOFSL600AKS	GEOFSL60MAPS	GEOFSL60LAMS	60-1/2" x 1" x 12"	16	\$330	\$346	\$248
	GEOFSL720AKS	GEOFSL72MAPS	GEOFSL72LAMS	72" x 1" x 12"	20	\$413	\$433	\$309

Single-Faced Right Panel 	GEOFSR360AKS	GEOFSR36MAPS	GEOFSR36LAMS	36" x 1" x 12"	8	\$231	\$243	\$171
	GEOFSR420AKS	GEOFSR42MAPS	GEOFSR42LAMS	42" x 1" x 12"	10	\$243	\$255	\$182
	GEOFSR480AKS	GEOFSR48MAPS	GEOFSR48LAMS	48" x 1" x 12"	12	\$268	\$283	\$202
	GEOFSR600AKS	GEOFSR60MAPS	GEOFSR60LAMS	60-1/2" x 1" x 12"	16	\$330	\$346	\$248
	GEOFSR720AKS	GEOFSR72MAPS	GEOFSR72LAMS	72" x 1" x 12"	20	\$413	\$433	\$309
	GEOFSR820AKS	GEOFSR82MAPS	GEOFSR82LAMS	82" x 1" x 12"	23	\$495	\$515	\$391

Double-Faced Panel 	GEOFD360AKS	GEOFD36MAPS	GEOFD36LAMS	36" x 1" x 23"	16	\$367	\$385	\$272
	GEOFD420AKS	GEOFD42MAPS	GEOFD42LAMS	42" x 1" x 23"	20	\$379	\$398	\$284
	GEOFD480AKS	GEOFD48MAPS	GEOFD48LAMS	48" x 1" x 23"	24	\$435	\$457	\$327
	GEOFD600AKS	GEOFD60MAPS	GEOFD60LAMS	60-1/2" x 1" x 23"	32	\$557	\$585	\$417
	GEOFD720AKS	GEOFD72MAPS	GEOFD72LAMS	72" x 1" x 23"	40	\$674	\$707	\$505

Please specify Wood Finish (Table 1) or Laminate (Table 2 or Table 4). Details can be found on page GEN 4 and GEN 5.

Oak Catalog No.	Maple Catalog No.	Laminate Catalog No.	H x W x D	Wt. (lbs.)	Oak Price	Maple Price	Laminate Price
<u>2 Adjustable Shelves and 1 Base Shelf per Side</u>							
GEOMLDB360AKS	GEOMLDB36MAPS	GEOMLDB36LAMS	36" x 36" x 23"	138	\$2,378	\$2,497	\$1,780
<u>2 Adjustable Shelves and 1 Base Shelf per Side</u>							
GEOMLDB420AKS	GEOMLDB42MAPS	GEOMLDB42LAMS	42" x 36" x 23"	164	\$2,390	\$2,509	\$1,792
GEOMLDB480AKS	GEOMLDB48MAPS	GEOMLDB48LAMS	48" x 36" x 23"	191	\$2,559	\$2,687	\$1,920
<u>4 Adjustable Shelves and 1 Base Shelf per Side</u>							
GEOMLDB600AKS	GEOMLDB60MAPS	GEOMLDB60LAMS	60-1/2" x 36" x 23"	216	\$3,247	\$3,410	\$2,436

Linear Double-Faced
Mobile, One Bay



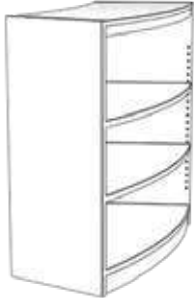
<u>2 Adjustable Shelves and 1 Base Shelf per Side, per Bay</u>							
GEOMLDBB360AKS	GEOMLDBB36MAPS	GEOMLDBB36LAMS	36" x 72" x 23"	256	\$4,285	\$4,499	\$3,210
<u>2 Adjustable Shelves and 1 Base Shelf per Side, per Bay</u>							
GEOMLDBB420AKS	GEOMLDBB42MAPS	GEOMLDBB42LAMS	42" x 72" x 23"	304	\$4,297	\$4,513	\$3,223
GEOMLDBB480AKS	GEOMLDBB48MAPS	GEOMLDBB48LAMS	48" x 72" x 23"	354	\$4,610	\$4,841	\$3,458
<u>4 Adjustable Shelves and 1 Base Shelf per Side, per Bay</u>							
GEOMLDBB600AKS	GEOMLDBB60MAPS	GEOMLDBB60LAMS	60-1/2" x 72" x 23"	396	\$5,845	\$6,138	\$4,384

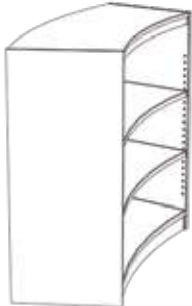
Linear Double-Faced
Mobile, Two Bay

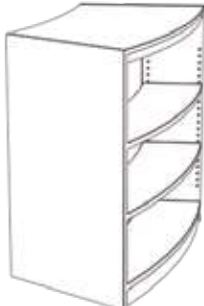



Please specify Wood Finish (Table 1) or Laminate (Table 2 or Table 4). Details can be found on page GEN 4 and GEN 5.

Note: Shelving Back Panels are sold separately on pages GEO 37-GEO 46.

	Oak Catalog No.	Maple Catalog No.	Laminate Catalog No.	H x W x D	Wt. (lbs.)	Oak Price	Maple Price	Laminate Price
Arc Convex Mobile Single-Faced 	<u>2 Adjustable Shelves and 1 Base Shelf</u>							
	GEOMAXS36OAKS	GEOMAXS36MAPS	GEOMAXS36LAMS	36" x 44" x 18"	148	\$2,107	\$2,213	\$1,579
	<u>2 Adjustable Shelves and 1 Base Shelf</u>							
	GEOMAXS42OAKS	GEOMAXS42MAPS	GEOMAXS42LAMS	42" x 44" x 18"	176	\$2,119	\$2,225	\$1,590
	GEOMAXS48OAKS	GEOMAXS48MAPS	GEOMAXS48LAMS	48" x 44" x 18"	206	\$2,237	\$2,350	\$1,677

Arc Concave Mobile Single-Faced 	<u>2 Adjustable Shelves and 1 Base Shelf</u>							
	GEOMAVS36OAKS	GEOMAVS36MAPS	GEOMAVS36LAMS	36" x 44" x 18"	148	\$2,107	\$2,213	\$1,579
	<u>2 Adjustable Shelves and 1 Base Shelf</u>							
	GEOMAVS42OAKS	GEOMAVS42MAPS	GEOMAVS42LAMS	42" x 44" x 18"	176	\$2,119	\$2,225	\$1,590
	GEOMAVS48OAKS	GEOMAVS48MAPS	GEOMAVS48LAMS	48" x 44" x 18"	206	\$2,237	\$2,350	\$1,677

Arc Double-Faced Mobile, One Bay 	<u>2 Adjustable Shelves and 1 Base Shelf per Side</u>							
	GEOMAD36OAKS	GEOMAD36MAPS	GEOMAD36LAMS	36" x 44" x 23"	158	\$2,927	\$3,074	\$2,193
	<u>2 Adjustable Shelves and 1 Base Shelf per Side</u>							
	GEOMAD42OAKS	GEOMAD42MAPS	GEOMAD42LAMS	42" x 44" x 23"	186	\$2,939	\$3,086	\$2,205
	GEOMAD48OAKS	GEOMAD48MAPS	GEOMAD48LAMS	48" x 44" x 23"	216	\$3,126	\$3,282	\$2,344
	<u>4 Adjustable Shelves and 1 Base Shelf per Side</u>							
	GEOMAD60OAKS	GEOMAD60MAPS	GEOMAD60LAMS	60-1/2" x 44" x 23"	236	\$3,874	\$4,068	\$2,906

Arc Double-Faced Mobile, Two Bay 	<u>2 Adjustable Shelves and 1 Base Shelf per Side</u>							
	GEOMADBB36OAKS	GEOMADBB36MAPS	GEOMADBB36LAMS	36" x 88" x 23"	302	\$5,855	\$6,148	\$4,385
	<u>2 Adjustable Shelves and 1 Base Shelf per Side</u>							
	GEOMADBB42OAKS	GEOMADBB42MAPS	GEOMADBB42LAMS	42" x 88" x 23"	352	\$5,879	\$6,172	\$4,408
	GEOMADBB48OAKS	GEOMADBB48MAPS	GEOMADBB48LAMS	48" x 88" x 23"	408	\$6,252	\$6,564	\$4,688
	<u>4 Adjustable Shelves and 1 Base Shelf per Side</u>							
	GEOMADBB60OAKS	GEOMADBB60MAPS	GEOMADBB60LAMS	60-1/2" x 88" x 23"	440	\$7,748	\$8,135	\$5,812

Please specify Wood Finish (Table 1) or Laminate (Table 2 or Table 4). Details can be found on page GEN 4 and GEN 5.

Note: Shelving Back Panels are sold separately on pages GEO 37-GEO 46.

General Specifications

OAK AND MAPLE BACKS

Backs are constructed of 3-ply or 5-ply furniture-grade Oak or Maple veneered plywood finished on both sides to match shelving.

LAMINATE BACKS

Backs are constructed with 1/4" thick thermally-fused laminate panels.

WHITEBOARD BACKS

Whiteboards will be 1/32" thick and applied to oak, maple or laminate backs using heavy-duty glue.

MAGNETIC WHITEBOARD BACKS

Magnetic Whiteboards will be 1/32" thick and applied to oak, maple or laminate backs using heavy-duty glue.

TACKBOARD BACKS

Tackboards will be 1/4" thick and applied to oak, maple or laminate backs using heavy-duty glue.

UPHOLSTERED BACKS

Upholstered appliques will be 1/2" thick and applied to oak, maple or laminate backs using velcro strips. Quantity of velcro strips will be determined by size of upholstered back. Upholstered backs will be constructed using a 3/8" thick wood panel with a 1/4" thick foam piece covered with choice of Brodart fabrics.

Catalog No.	Description	H x W x D	Wt. (lbs.)	Price
<u>36"H Shelving</u>				Linear Single-Faced Shelving
GEOLS036S	Oak Back Panel	31-5/8" x 35-5/8" x 1/4"	9	\$155
GEOLSM36S	Maple Back Panel	31-5/8" x 35-5/8" x 1/4"	9	\$164
GEOLSL36S	Laminate Back Panel	31-5/8" x 35-5/8" x 1/4"	9	\$115
GEOLSW036S	Whiteboard/Oak Back Panel	31-5/8" x 35-5/8" x 1/4"	12.5	\$330
GEOLSWM36S	Whiteboard/Maple Back Panel	31-5/8" x 35-5/8" x 1/4"	12.5	\$330
GEOLSWL36S	Whiteboard/Laminate Back Panel	31-5/8" x 35-5/8" x 1/4"	12.5	\$330
GEOLSM036S	Magnetic Whiteboard/Oak Back Panel	31-5/8" x 35-5/8" x 1/4"	13	\$439
GEOLSM36S	Magnetic Whiteboard/Maple Back Panel	31-5/8" x 35-5/8" x 1/4"	13	\$439
GEOLSM36S	Magnetic Whiteboard/Laminate Back Panel	31-5/8" x 35-5/8" x 1/4"	13	\$439
GEOLST036S	Tackboard/Oak Back Panel	31-5/8" x 35-5/8" x 1/2"	16	\$352
GEOLSTM36S	Tackboard/Maple Back Panel	31-5/8" x 35-5/8" x 1/2"	16	\$352
GEOLSTL36S	Tackboard/Laminate Back Panel	31-5/8" x 35-5/8" x 1/2"	16	\$352
GEOLSU036S	Upholstered/Oak Back Panel	31-5/8" x 35-5/8" x 3/4"	18	\$659
GEOLSUM36S	Upholstered/Maple Back Panel	31-5/8" x 35-5/8" x 3/4"	18	\$659
GEOLSUL36S	Upholstered/Laminate Back Panel	31-5/8" x 35-5/8" x 3/4"	18	\$659
<u>42"H Shelving</u>				
GEOLS042S	Oak Back Panel	37-5/8" x 35-5/8" x 1/4"	12	\$167
GEOLSM42S	Maple Back Panel	37-5/8" x 35-5/8" x 1/4"	12	\$177
GEOLSL42S	Laminate Back Panel	37-5/8" x 35-5/8" x 1/4"	12	\$127
GEOLSW042S	Whiteboard/Oak Back Panel	37-5/8" x 35-5/8" x 1/4"	16	\$392
GEOLSWM42S	Whiteboard/Maple Back Panel	37-5/8" x 35-5/8" x 1/4"	16	\$392
GEOLSWL42S	Whiteboard/Laminate Back Panel	37-5/8" x 35-5/8" x 1/4"	16	\$392
GEOLSM042S	Magnetic Whiteboard/Oak Back Panel	37-5/8" x 35-5/8" x 1/4"	16.5	\$523
GEOLSM42S	Magnetic Whiteboard/Maple Back Panel	37-5/8" x 35-5/8" x 1/4"	16.5	\$523
GEOLSM42S	Magnetic Whiteboard/Laminate Back Panel	37-5/8" x 35-5/8" x 1/4"	16.5	\$523
GEOLST042S	Tackboard/Oak Back Panel	37-5/8" x 35-5/8" x 1/2"	20	\$420
GEOLSTM42S	Tackboard/Maple Back Panel	37-5/8" x 35-5/8" x 1/2"	20	\$420
GEOLSTL42S	Tackboard/Laminate Back Panel	37-5/8" x 35-5/8" x 1/2"	20	\$420
GEOLSU042S	Upholstered/Oak Back Panel	37-5/8" x 35-5/8" x 3/4"	23	\$784
GEOLSUM42S	Upholstered/Maple Back Panel	37-5/8" x 35-5/8" x 3/4"	23	\$784
GEOLSUL42S	Upholstered/Laminate Back Panel	37-5/8" x 35-5/8" x 3/4"	23	\$784

Please specify Wood Finish (Table 1), Laminate (Table 2 or Table 4), or Tackboard (Table 8). Details can be found on page GEN 4, GEN 5, and GEN 6.

	Catalog No.	Description	H x W x D	Wt. (lbs.)	Price
Linear Single-Faced Shelving					
	<u>48"H Shelving</u>				
	GEOLS048S	Oak Back Panel	43-5/8" x 35-5/8" x 1/4"	15	\$183
	GEOLSM48S	Maple Back Panel	43-5/8" x 35-5/8" x 1/4"	15	\$191
	GEOLSL48S	Laminate Back Panel	43-5/8" x 35-5/8" x 1/4"	15	\$138
	GEOLSWO48S	Whiteboard/Oak Back Panel	43-5/8" x 35-5/8" x 1/4"	19.5	\$428
	GEOLSWM48S	Whiteboard/Maple Back Panel	43-5/8" x 35-5/8" x 1/4"	19.5	\$428
	GEOLSWL48S	Whiteboard/Laminate Back Panel	43-5/8" x 35-5/8" x 1/4"	19.5	\$428
	GEOLSMO48S	Magnetic Whiteboard/Oak Back Panel	43-5/8" x 35-5/8" x 1/4"	20	\$571
	GEOLSM48S	Magnetic Whiteboard/Maple Back Panel	43-5/8" x 35-5/8" x 1/4"	20	\$571
	GEOLSM48S	Magnetic Whiteboard/Laminate Back Panel	43-5/8" x 35-5/8" x 1/4"	20	\$571
	GEOLSTO48S	Tackboard/Oak Back Panel	43-5/8" x 35-5/8" x 1/2"	24	\$458
	GEOLSTM48S	Tackboard/Maple Back Panel	43-5/8" x 35-5/8" x 1/2"	24	\$458
	GEOLSTL48S	Tackboard/Laminate Back Panel	43-5/8" x 35-5/8" x 1/2"	24	\$458
	GEOLSUO48S	Upholstered/Oak Back Panel	43-5/8" x 35-5/8" x 3/4"	28	\$856
	GEOLSUM48S	Upholstered/Maple Back Panel	43-5/8" x 35-5/8" x 3/4"	28	\$856
	GEOLSUL48S	Upholstered/Laminate Back Panel	43-5/8" x 35-5/8" x 3/4"	28	\$856
	<u>60-1/2"H Shelving</u>				
	GEOLS060S	Oak Back Panel	56-1/8" x 35-5/8" x 1/4"	18	\$248
	GEOLSM60S	Maple Back Panel	56-1/8" x 35-5/8" x 1/4"	18	\$260
	GEOLSL60S	Laminate Back Panel	56-1/8" x 35-5/8" x 1/4"	18	\$188
	GEOLSWO60S	Whiteboard/Oak Back Panel	56-1/8" x 35-5/8" x 1/4"	23.5	\$645
	GEOLSWM60S	Whiteboard/Maple Back Panel	56-1/8" x 35-5/8" x 1/4"	23.5	\$645
	GEOLSWL60S	Whiteboard/Laminate Back Panel	56-1/8" x 35-5/8" x 1/4"	23.5	\$645
	GEOLSMO60S	Magnetic Whiteboard/Oak Back Panel	56-1/8" x 35-5/8" x 1/4"	24	\$859
	GEOLSM60S	Magnetic Whiteboard/Maple Back Panel	56-1/8" x 35-5/8" x 1/4"	24	\$859
	GEOLSM60S	Magnetic Whiteboard/Laminate Back Panel	56-1/8" x 35-5/8" x 1/4"	24	\$859
	GEOLSTO60S	Tackboard/Oak Back Panel	56-1/8" x 35-5/8" x 1/2"	29	\$690
	GEOLSTM60S	Tackboard/Maple Back Panel	56-1/8" x 35-5/8" x 1/2"	29	\$690
	GEOLSTL60S	Tackboard/Laminate Back Panel	56-1/8" x 35-5/8" x 1/2"	29	\$690
	GEOLSUO60S	Upholstered/Oak Back Panel	56-1/8" x 35-5/8" x 3/4"	36	\$1,289
	GEOLSUM60S	Upholstered/Maple Back Panel	56-1/8" x 35-5/8" x 3/4"	36	\$1,289
	GEOLSUL60S	Upholstered/Laminate Back Panel	56-1/8" x 35-5/8" x 3/4"	36	\$1,289
	<u>72"H Shelving</u>				
	GEOLS072S	Oak Back Panel	66-1/8" x 35-5/8" x 1/4"	20	\$268
	GEOLSM72S	Maple Back Panel	66-1/8" x 35-5/8" x 1/4"	20	\$281
	GEOLSL72S	Laminate Back Panel	66-1/8" x 35-5/8" x 1/4"	20	\$202
	GEOLSWO72S	Whiteboard/Oak Back Panel	66-1/8" x 35-5/8" x 1/4"	26.5	\$669
	GEOLSWM72S	Whiteboard/Maple Back Panel	66-1/8" x 35-5/8" x 1/4"	26.5	\$669
	GEOLSWL72S	Whiteboard/Laminate Back Panel	66-1/8" x 35-5/8" x 1/4"	26.5	\$669
	GEOLSMO72S	Magnetic Whiteboard/Oak Back Panel	66-1/8" x 35-5/8" x 1/4"	27	\$891
	GEOLSM72S	Magnetic Whiteboard/Maple Back Panel	66-1/8" x 35-5/8" x 1/4"	27	\$891
	GEOLSM72S	Magnetic Whiteboard/Laminate Back Panel	66-1/8" x 35-5/8" x 1/4"	27	\$891
	GEOLSTO72S	Tackboard/Oak Back Panel	66-1/8" x 35-5/8" x 1/2"	34	\$716
	GEOLSTM72S	Tackboard/Maple Back Panel	66-1/8" x 35-5/8" x 1/2"	34	\$716
	GEOLSTL72S	Tackboard/Laminate Back Panel	66-1/8" x 35-5/8" x 1/2"	34	\$716
	GEOLSUO72S	Upholstered/Oak Back Panel	66-1/8" x 35-5/8" x 3/4"	42	\$1,337
	GEOLSUM72S	Upholstered/Maple Back Panel	66-1/8" x 35-5/8" x 3/4"	42	\$1,337
	GEOLSUL72S	Upholstered/Laminate Back Panel	66-1/8" x 35-5/8" x 3/4"	42	\$1,337
	<u>82"H Shelving</u>				
	GEOLS082S	Oak Back Panel	76-1/8" x 35-5/8" x 1/4"	22	\$278
	GEOLSM82S	Maple Back Panel	76-1/8" x 35-5/8" x 1/4"	22	\$291
	GEOLSL82S	Laminate Back Panel	76-1/8" x 35-5/8" x 1/4"	22	\$213

Please specify Wood Finish (Table 1), Laminate (Table 2 or Table 4), or Tackboard (Table 8). Details can be found on page GEN 4, GEN 5, and GEN 6.

Catalog No.	Description	H x W x D	Wt. (lbs.)	Price	
<u>36"H Shelving</u>					Arc Convex
					Single-Faced Shelving
GEOAXS036S	Oak Back Panel	31-5/8" x 36-15/16" x 1/4"	9	\$355	
GEOAXSM36S	Maple Back Panel	31-5/8" x 36-15/16" x 1/4"	9	\$364	
GEOAXSL36S	Laminate Back Panel	31-5/8" x 36-15/16" x 1/4"	9	\$315	
GEOAXSW036S	Whiteboard/Oak Back Panel	31-5/8" x 36-15/16" x 1/4"	12.5	\$530	
GEOAXSWM36S	Whiteboard/Maple Back Panel	31-5/8" x 36-15/16" x 1/4"	12.5	\$530	
GEOAXSWL36S	Whiteboard/Laminate Back Panel	31-5/8" x 36-15/16" x 1/4"	12.5	\$530	
GEOAXST036S	Tackboard/Oak Back Panel	31-5/8" x 36-15/16" x 1/2"	16	\$552	
GEOAXSTM36S	Tackboard/Maple Back Panel	31-5/8" x 36-15/16" x 1/2"	16	\$552	
GEOAXSTL36S	Tackboard/Laminate Back Panel	31-5/8" x 36-15/16" x 1/2"	16	\$552	
GEOAXSU036S	Upholstered/Oak Back Panel	31-5/8" x 36-15/16" x 3/4"	18	\$859	
GEOAXSUM36S	Upholstered/Maple Back Panel	31-5/8" x 36-15/16" x 3/4"	18	\$859	
GEOAXSUL36S	Upholstered/Laminate Back Panel	31-5/8" x 36-15/16" x 3/4"	18	\$859	
<u>42"H Shelving</u>					
GEOAXS042S	Oak Back Panel	37-5/8" x 36-15/16" x 1/4"	12	\$367	
GEOAXSM42S	Maple Back Panel	37-5/8" x 36-15/16" x 1/4"	12	\$377	
GEOAXSL42S	Laminate Back Panel	37-5/8" x 36-15/16" x 1/4"	12	\$327	
GEOAXSW042S	Whiteboard/Oak Back Panel	37-5/8" x 36-15/16" x 1/4"	16	\$592	
GEOAXSWM42S	Whiteboard/Maple Back Panel	37-5/8" x 36-15/16" x 1/4"	16	\$592	
GEOAXSWL42S	Whiteboard/Laminate Back Panel	37-5/8" x 36-15/16" x 1/4"	16	\$592	
GEOAXST042S	Tackboard/Oak Back Panel	37-5/8" x 36-15/16" x 1/2"	20	\$620	
GEOAXSTM42S	Tackboard/Maple Back Panel	37-5/8" x 36-15/16" x 1/2"	20	\$620	
GEOAXSTL42S	Tackboard/Laminate Back Panel	37-5/8" x 36-15/16" x 1/2"	20	\$620	
GEOAXSU042S	Upholstered/Oak Back Panel	37-5/8" x 36-15/16" x 3/4"	23	\$984	
GEOAXSUM42S	Upholstered/Maple Back Panel	37-5/8" x 36-15/16" x 3/4"	23	\$984	
GEOAXSUL42S	Upholstered/Laminate Back Panel	37-5/8" x 36-15/16" x 3/4"	23	\$984	
<u>48"H Shelving</u>					
GEOAXS048S	Oak Back Panel	43-5/8" x 36-15/16" x 1/4"	15	\$383	
GEOAXSM48S	Maple Back Panel	43-5/8" x 36-15/16" x 1/4"	15	\$391	
GEOAXSL48S	Laminate Back Panel	43-5/8" x 36-15/16" x 1/4"	15	\$338	
GEOAXSW048S	Whiteboard/Oak Back Panel	43-5/8" x 36-15/16" x 1/4"	19.5	\$628	
GEOAXSWM48S	Whiteboard/Maple Back Panel	43-5/8" x 36-15/16" x 1/4"	19.5	\$628	
GEOAXSWL48S	Whiteboard/Laminate Back Panel	43-5/8" x 36-15/16" x 1/4"	19.5	\$628	
GEOAXST048S	Tackboard/Oak Back Panel	43-5/8" x 36-15/16" x 1/2"	24	\$658	
GEOAXSTM48S	Tackboard/Maple Back Panel	43-5/8" x 36-15/16" x 1/2"	24	\$658	
GEOAXSTL48S	Tackboard/Laminate Back Panel	43-5/8" x 36-15/16" x 1/2"	24	\$658	
GEOAXSU048S	Upholstered/Oak Back Panel	43-5/8" x 36-15/16" x 3/4"	28	\$1,056	
GEOAXSUM48S	Upholstered/Maple Back Panel	43-5/8" x 36-15/16" x 3/4"	28	\$1,056	
GEOAXSUL48S	Upholstered/Laminate Back Panel	43-5/8" x 36-15/16" x 3/4"	28	\$1,056	

Please specify Wood Finish (Table 1), Laminate (Table 2 or Table 4), or Tackboard (Table 8). Details can be found on page GEN 4, GEN 5, and GEN 6.

	Catalog No.	Description	H x W x D	Wt. (lbs.)	Price
Arc Convex Single-Faced Shelving	<u>60-1/2"H Shelving</u>				
	GEOAXS060S	Oak Back Panel	56-1/8" x 36-15/16" x 1/4"	18	\$448
	GEOAXSM60S	Maple Back Panel	56-1/8" x 36-15/16" x 1/4"	18	\$460
	GEOAXSL60S	Laminate Back Panel	56-1/8" x 36-15/16" x 1/4"	18	\$388
	GEOAXSW060S	Whiteboard/Oak Back Panel	56-1/8" x 36-15/16" x 1/4"	23.5	\$845
	GEOAXSWM60S	Whiteboard/Maple Back Panel	56-1/8" x 36-15/16" x 1/4"	23.5	\$845
	GEOAXSWL60S	Whiteboard/Laminate Back Panel	56-1/8" x 36-15/16" x 1/4"	23.5	\$845
	GEOAXST060S	Tackboard/Oak Back Panel	56-1/8" x 36-15/16" x 1/2"	29	\$890
	GEOAXSTM60S	Tackboard/Maple Back Panel	56-1/8" x 36-15/16" x 1/2"	29	\$890
	GEOAXSTL60S	Tackboard/Laminate Back Panel	56-1/8" x 36-15/16" x 1/2"	29	\$890
	GEOAXSU060S	Upholstered/Oak Back Panel	56-1/8" x 36-15/16" x 3/4"	36	\$1,489
	GEOAXSUM60S	Upholstered/Maple Back Panel	56-1/8" x 36-15/16" x 3/4"	36	\$1,489
	GEOAXSUL60S	Upholstered/Laminate Back Panel	56-1/8" x 36-15/16" x 3/4"	36	\$1,489
	<u>72"H Shelving</u>				
	GEOAXS072S	Oak Back Panel	66-1/8" x 36-15/16" x 1/4"	20	\$468
	GEOAXSM72S	Maple Back Panel	66-1/8" x 36-15/16" x 1/4"	20	\$481
	GEOAXSL72S	Laminate Back Panel	66-1/8" x 36-15/16" x 1/4"	20	\$402
	GEOAXSW072S	Whiteboard/Oak Back Panel	66-1/8" x 36-15/16" x 1/4"	26.5	\$869
	GEOAXSWM72S	Whiteboard/Maple Back Panel	66-1/8" x 36-15/16" x 1/4"	26.5	\$869
	GEOAXSWL72S	Whiteboard/Laminate Back Panel	66-1/8" x 36-15/16" x 1/4"	26.5	\$869
	GEOAXST072S	Tackboard/Oak Back Panel	66-1/8" x 36-15/16" x 1/2"	34	\$916
	GEOAXSTM72S	Tackboard/Maple Back Panel	66-1/8" x 36-15/16" x 1/2"	34	\$916
	GEOAXSTL72S	Tackboard/Laminate Back Panel	66-1/8" x 36-15/16" x 1/2"	34	\$916
	GEOAXSU072S	Upholstered/Oak Back Panel	66-1/8" x 36-15/16" x 3/4"	42	\$1,537
	GEOAXSUM72S	Upholstered/Maple Back Panel	66-1/8" x 36-15/16" x 3/4"	42	\$1,537
	GEOAXSUL72S	Upholstered/Laminate Back Panel	66-1/8" x 36-15/16" x 3/4"	42	\$1,537

Please specify Wood Finish (Table 1), Laminate (Table 2 or Table 4), or Tackboard (Table 8). Details can be found on page GEN 4, GEN 5, and GEN 6.

Catalog No.	Description	H x W x D	Wt. (lbs.)	Price	Arc Concave Single-Faced Shelving Type 1 (44"W)
<u>36"H Shelving</u>					
GEOAV1S036S	Oak Back Panel	31-5/8" x 42-5/8" x 1/4"	10.5	\$355	
GEOAV1SM36S	Maple Back Panel	31-5/8" x 42-5/8" x 1/4"	10.5	\$364	
GEOAV1SL36S	Laminate Back Panel	31-5/8" x 42-5/8" x 1/4"	10.5	\$315	
GEOAV1SW036S	Whiteboard/Oak Back Panel	31-5/8" x 42-5/8" x 1/4"	14	\$560	
GEOAV1SWM36S	Whiteboard/Maple Back Panel	31-5/8" x 42-5/8" x 1/4"	14	\$560	
GEOAV1SWL36S	Whiteboard/Laminate Back Panel	31-5/8" x 42-5/8" x 1/4"	14	\$560	
GEOAV1ST036S	Tackboard/Oak Back Panel	31-5/8" x 42-5/8" x 1/2"	19	\$585	
GEOAV1STM36S	Tackboard/Maple Back Panel	31-5/8" x 42-5/8" x 1/2"	19	\$585	
GEOAV1STL36S	Tackboard/Laminate Back Panel	31-5/8" x 42-5/8" x 1/2"	19	\$585	
GEOAV1SU036S	Upholstered/Oak Back Panel	31-5/8" x 42-5/8" x 3/4"	20	\$913	
GEOAV1SUM36S	Upholstered/Maple Back Panel	31-5/8" x 42-5/8" x 3/4"	20	\$913	
GEOAV1SUL36S	Upholstered/Laminate Back Panel	31-5/8" x 42-5/8" x 3/4"	20	\$913	
<u>42"H Shelving</u>					
GEOAV1S042S	Oak Back Panel	37-5/8" x 42-5/8" x 1/4"	13.5	\$367	
GEOAV1SM42S	Maple Back Panel	37-5/8" x 42-5/8" x 1/4"	13.5	\$377	
GEOAV1SL42S	Laminate Back Panel	37-5/8" x 42-5/8" x 1/4"	13.5	\$327	
GEOAV1SW042S	Whiteboard/Oak Back Panel	37-5/8" x 42-5/8" x 1/4"	17.5	\$622	
GEOAV1SWM42S	Whiteboard/Maple Back Panel	37-5/8" x 42-5/8" x 1/4"	17.5	\$622	
GEOAV1SWL42S	Whiteboard/Laminate Back Panel	37-5/8" x 42-5/8" x 1/4"	17.5	\$622	
GEOAV1ST042S	Tackboard/Oak Back Panel	37-5/8" x 42-5/8" x 1/2"	23	\$651	
GEOAV1STM42S	Tackboard/Maple Back Panel	37-5/8" x 42-5/8" x 1/2"	23	\$651	
GEOAV1STL42S	Tackboard/Laminate Back Panel	37-5/8" x 42-5/8" x 1/2"	23	\$651	
GEOAV1SU042S	Upholstered/Oak Back Panel	37-5/8" x 42-5/8" x 3/4"	25	\$1,038	
GEOAV1SUM42S	Upholstered/Maple Back Panel	37-5/8" x 42-5/8" x 3/4"	25	\$1,038	
GEOAV1SUL42S	Upholstered/Laminate Back Panel	37-5/8" x 42-5/8" x 3/4"	25	\$1,038	
<u>48"H Shelving</u>					
GEOAV1S048S	Oak Back Panel	43-5/8" x 42-5/8" x 1/4"	16.5	\$383	
GEOAV1SM48S	Maple Back Panel	43-5/8" x 42-5/8" x 1/4"	16.5	\$391	
GEOAV1SL48S	Laminate Back Panel	43-5/8" x 42-5/8" x 1/4"	16.5	\$338	
GEOAV1SW048S	Whiteboard/Oak Back Panel	43-5/8" x 42-5/8" x 1/4"	21	\$658	
GEOAV1SWM48S	Whiteboard/Maple Back Panel	43-5/8" x 42-5/8" x 1/4"	21	\$658	
GEOAV1SWL48S	Whiteboard/Laminate Back Panel	43-5/8" x 42-5/8" x 1/4"	21	\$658	
GEOAV1ST048S	Tackboard/Oak Back Panel	43-5/8" x 42-5/8" x 1/2"	27	\$690	
GEOAV1STM48S	Tackboard/Maple Back Panel	43-5/8" x 42-5/8" x 1/2"	27	\$690	
GEOAV1STL48S	Tackboard/Laminate Back Panel	43-5/8" x 42-5/8" x 1/2"	27	\$690	
GEOAV1SU048S	Upholstered/Oak Back Panel	43-5/8" x 42-5/8" x 3/4"	30	\$1,110	
GEOAV1SUM48S	Upholstered/Maple Back Panel	43-5/8" x 42-5/8" x 3/4"	30	\$1,110	
GEOAV1SUL48S	Upholstered/Laminate Back Panel	43-5/8" x 42-5/8" x 3/4"	30	\$1,110	

Please specify Wood Finish (Table 1), Laminate (Table 2 or Table 4), or Tackboard (Table 8). Details can be found on page GEN 4, GEN 5, and GEN 6.

	Catalog No.	Description	H x W x D	Wt. (lbs.)	Price
Arc Concave Single-Faced Shelving Type 1 (44"W)	<u>60-1/2"H Shelving</u>				
	GEOAV1S060S	Oak Back Panel	56-1/8" x 42-5/8" x 1/4"	19.5	\$448
	GEOAV1SM60S	Maple Back Panel	56-1/8" x 42-5/8" x 1/4"	19.5	\$460
	GEOAV1SL60S	Laminate Back Panel	56-1/8" x 42-5/8" x 1/4"	19.5	\$388
	GEOAV1SW060S	Whiteboard/Oak Back Panel	56-1/8" x 42-5/8" x 1/4"	25	\$875
	GEOAV1SWM60S	Whiteboard/Maple Back Panel	56-1/8" x 42-5/8" x 1/4"	25	\$875
	GEOAV1SWL60S	Whiteboard/Laminate Back Panel	56-1/8" x 42-5/8" x 1/4"	25	\$875
	GEOAV1ST060S	Tackboard/Oak Back Panel	56-1/8" x 42-5/8" x 1/2"	32	\$922
	GEOAV1STM60S	Tackboard/Maple Back Panel	56-1/8" x 42-5/8" x 1/2"	32	\$922
	GEOAV1STL60S	Tackboard/Laminate Back Panel	56-1/8" x 42-5/8" x 1/2"	32	\$922
	GEOAV1SU060S	Upholstered/Oak Back Panel	56-1/8" x 42-5/8" x 3/4"	38	\$1,543
	GEOAV1SUM60S	Upholstered/Maple Back Panel	56-1/8" x 42-5/8" x 3/4"	38	\$1,543
	GEOAV1SUL60S	Upholstered/Laminate Back Panel	56-1/8" x 42-5/8" x 3/4"	38	\$1,543
	<u>72"H Shelving</u>				
	GEOAV1S072S	Oak Back Panel	66-1/8" x 42-5/8" x 1/4"	21.5	\$468
	GEOAV1SM72S	Maple Back Panel	66-1/8" x 42-5/8" x 1/4"	21.5	\$481
	GEOAV1SL72S	Laminate Back Panel	66-1/8" x 42-5/8" x 1/4"	21.5	\$402
	GEOAV1SW072S	Whiteboard/Oak Back Panel	66-1/8" x 42-5/8" x 1/4"	28	\$899
	GEOAV1SWM72S	Whiteboard/Maple Back Panel	66-1/8" x 42-5/8" x 1/4"	28	\$899
	GEOAV1SWL72S	Whiteboard/Laminate Back Panel	66-1/8" x 42-5/8" x 1/4"	28	\$899
	GEOAV1ST072S	Tackboard/Oak Back Panel	66-1/8" x 42-5/8" x 1/2"	37	\$947
	GEOAV1STM72S	Tackboard/Maple Back Panel	66-1/8" x 42-5/8" x 1/2"	37	\$947
	GEOAV1STL72S	Tackboard/Laminate Back Panel	66-1/8" x 42-5/8" x 1/2"	37	\$947
	GEOAV1SU072S	Upholstered/Oak Back Panel	66-1/8" x 42-5/8" x 3/4"	44	\$1,592
	GEOAV1SUM72S	Upholstered/Maple Back Panel	66-1/8" x 42-5/8" x 3/4"	44	\$1,592
	GEOAV1SUL72S	Upholstered/Laminate Back Panel	66-1/8" x 42-5/8" x 3/4"	44	\$1,592

Please specify Wood Finish (Table 1), Laminate (Table 2 or Table 4), or Tackboard (Table 8). Details can be found on page GEN 4, GEN 5, and GEN 6.

Catalog No.	Description	H x W x D	Wt. (lbs.)	Price	Arc Concave Single-Faced Shelving Type 2 (37"W)
<u>36"H Shelving</u>					
GEOAV2S036S	Oak Back Panel	31-5/8" x 36-23/32" x 1/4"	9.5	\$355	
GEOAV2SM36S	Maple Back Panel	31-5/8" x 36-23/32" x 1/4"	9.5	\$364	
GEOAV2SL36S	Laminate Back Panel	31-5/8" x 36-23/32" x 1/4"	9.5	\$315	
GEOAV2SW036S	Whiteboard/ Oak Back Panel	31-5/8" x 36-23/32" x 1/4"	13	\$554	
GEOAV2SWM36S	Whiteboard/ Maple Back Panel	31-5/8" x 36-23/32" x 1/4"	13	\$554	
GEOAV2SWL36S	Whiteboard/ Laminate Back Panel	31-5/8" x 36-23/32" x 1/4"	13	\$554	
GEOAV2STO36S	Tackboard/ Oak Back Panel	31-5/8" x 36-23/32" x 1/2"	18	\$579	
GEOAV2STM36S	Tackboard/ Maple Back Panel	31-5/8" x 36-23/32" x 1/2"	18	\$579	
GEOAV2STL36S	Tackboard/ Laminate Back Panel	31-5/8" x 36-23/32" x 1/2"	18	\$579	
GEOAV2SU036S	Upholstered/ Oak Back Panel	31-5/8" x 36-23/32" x 3/4"	19	\$907	
GEOAV2SUM36S	Upholstered/ Maple Back Panel	31-5/8" x 36-23/32" x 3/4"	19	\$907	
GEOAV2SUL36S	Upholstered/ Laminate Back Panel	31-5/8" x 36-23/32" x 3/4"	19	\$907	
<u>42"H Shelving</u>					
GEOAV2S042S	Oak Back Panel	37-5/8" x 36-23/32" x 1/4"	12.5	\$367	
GEOAV2SM42S	Maple Back Panel	37-5/8" x 36-23/32" x 1/4"	12.5	\$377	
GEOAV2SL42S	Laminate Back Panel	37-5/8" x 36-23/32" x 1/4"	12.5	\$327	
GEOAV2SW042S	Whiteboard/ Oak Back Panel	37-5/8" x 36-23/32" x 1/4"	16.5	\$616	
GEOAV2SWM42S	Whiteboard/ Maple Back Panel	37-5/8" x 36-23/32" x 1/4"	16.5	\$616	
GEOAV2SWL42S	Whiteboard/ Laminate Back Panel	37-5/8" x 36-23/32" x 1/4"	16.5	\$616	
GEOAV2STO42S	Tackboard/ Oak Back Panel	37-5/8" x 36-23/32" x 1/2"	22	\$645	
GEOAV2STM42S	Tackboard/ Maple Back Panel	37-5/8" x 36-23/32" x 1/2"	22	\$645	
GEOAV2STL42S	Tackboard/ Laminate Back Panel	37-5/8" x 36-23/32" x 1/2"	22	\$645	
GEOAV2SU042S	Upholstered/ Oak Back Panel	37-5/8" x 36-23/32" x 3/4"	24	\$1,032	
GEOAV2SUM42S	Upholstered/ Maple Back Panel	37-5/8" x 36-23/32" x 3/4"	24	\$1,032	
GEOAV2SUL42S	Upholstered/ Laminate Back Panel	37-5/8" x 36-23/32" x 3/4"	24	\$1,032	
<u>48"H Shelving</u>					
GEOAV2S048S	Oak Back Panel	43-5/8" x 36-23/32" x 1/4"	15.5	\$383	
GEOAV2SM48S	Maple Back Panel	43-5/8" x 36-23/32" x 1/4"	15.5	\$391	
GEOAV2SL48S	Laminate Back Panel	43-5/8" x 36-23/32" x 1/4"	15.5	\$338	
GEOAV2SW048S	Whiteboard/ Oak Back Panel	43-5/8" x 36-23/32" x 1/4"	20	\$652	
GEOAV2SWM48S	Whiteboard/ Maple Back Panel	43-5/8" x 36-23/32" x 1/4"	20	\$652	
GEOAV2SWL48S	Whiteboard/ Laminate Back Panel	43-5/8" x 36-23/32" x 1/4"	20	\$652	
GEOAV2STO48S	Tackboard/ Oak Back Panel	43-5/8" x 36-23/32" x 1/2"	26	\$683	
GEOAV2STM48S	Tackboard/ Maple Back Panel	43-5/8" x 36-23/32" x 1/2"	26	\$683	
GEOAV2STL48S	Tackboard/ Laminate Back Panel	43-5/8" x 36-23/32" x 1/2"	26	\$683	
GEOAV2SU048S	Upholstered/ Oak Back Panel	43-5/8" x 36-23/32" x 3/4"	29	\$1,104	
GEOAV2SUM48S	Upholstered/ Maple Back Panel	43-5/8" x 36-23/32" x 3/4"	29	\$1,104	
GEOAV2SUL48S	Upholstered/ Laminate Back Panel	43-5/8" x 36-23/32" x 3/4"	29	\$1,104	

Please specify Wood Finish (Table 1), Laminate (Table 2 or Table 4), or Tackboard (Table 8). Details can be found on page GEN 4, GEN 5, and GEN 6.

	Catalog No.	Description	H x W x D	Wt. (lbs.)	Price
Arc Concave Single-Faced Shelving Type 2 (37"W)	<u>60-1/2"H Shelving</u>				
	GEOAV2S060S	Oak Back Panel	56-5/8" x 36-23/32" x 1/4"	18.5	\$448
	GEOAV2SM60S	Maple Back Panel	56-5/8" x 36-23/32" x 1/4"	18.5	\$460
	GEOAV2SL60S	Laminate Back Panel	56-5/8" x 36-23/32" x 1/4"	18.5	\$388
	GEOAV2SW060S	Whiteboard/Oak Back Panel	56-5/8" x 36-23/32" x 1/4"	24	\$869
	GEOAV2SWM60S	Whiteboard/Maple Back Panel	56-5/8" x 36-23/32" x 1/4"	24	\$869
	GEOAV2SWL60S	Whiteboard/Laminate Back Panel	56-5/8" x 36-23/32" x 1/4"	24	\$869
	GEOAV2ST060S	Tackboard/Oak Back Panel	56-5/8" x 36-23/32" x 1/2"	31	\$916
	GEOAV2STM60S	Tackboard/Maple Back Panel	56-5/8" x 36-23/32" x 1/2"	31	\$916
	GEOAV2STL60S	Tackboard/Laminate Back Panel	56-5/8" x 36-23/32" x 1/2"	31	\$916
	GEOAV2SU060S	Upholstered/Oak Back Panel	56-5/8" x 36-23/32" x 3/4"	37	\$1,537
	GEOAV2SUM60S	Upholstered/Maple Back Panel	56-5/8" x 36-23/32" x 3/4"	37	\$1,537
	GEOAV2SUL60S	Upholstered/Laminate Back Panel	56-5/8" x 36-23/32" x 3/4"	37	\$1,537
	<u>72"H Shelving</u>				
	GEOAV2S072S	Oak Back Panel	66-5/8" x 36-23/32" x 1/4"	20.5	\$468
	GEOAV2SM72S	Maple Back Panel	66-5/8" x 36-23/32" x 1/4"	20.5	\$481
	GEOAV2SL72S	Laminate Back Panel	66-5/8" x 36-23/32" x 1/4"	20.5	\$402
	GEOAV2SW072S	Whiteboard/Oak Back Panel	66-5/8" x 36-23/32" x 1/4"	27	\$893
	GEOAV2SWM72S	Whiteboard/Maple Back Panel	66-5/8" x 36-23/32" x 1/4"	27	\$893
	GEOAV2SWL72S	Whiteboard/Laminate Back Panel	66-5/8" x 36-23/32" x 1/4"	27	\$893
	GEOAV2ST072S	Tackboard/Oak Back Panel	66-5/8" x 36-23/32" x 1/2"	36	\$941
	GEOAV2STM72S	Tackboard/Maple Back Panel	66-5/8" x 36-23/32" x 1/2"	36	\$941
	GEOAV2STL72S	Tackboard/Laminate Back Panel	66-5/8" x 36-23/32" x 1/2"	36	\$941
	GEOAV2SU072S	Upholstered/Oak Back Panel	66-5/8" x 36-23/32" x 3/4"	43	\$1,586
	GEOAV2SUM72S	Upholstered/Maple Back Panel	66-5/8" x 36-23/32" x 3/4"	43	\$1,586
	GEOAV2SUL72S	Upholstered/Laminate Back Panel	66-5/8" x 36-23/32" x 3/4"	43	\$1,586

Please specify Wood Finish (Table 1), Laminate (Table 2 or Table 4), or Tackboard (Table 8). Details can be found on page GEN 4, GEN 5, and GEN 6.

Catalog No.	Description	H x W x D	Wt. (lbs.)	Price	
<u>36"H Shelving</u>					Mobile Arc Convex Single-Faced Shelving
GEOMAXSO36S	Oak Back Panel	31-3/16" x 36-17/32" x 1/4"	9	\$355	
GEOMAXSM36S	Maple Back Panel	31-3/16" x 36-17/32" x 1/4"	9	\$364	
GEOMAXSL36S	Laminate Back Panel	31-3/16" x 36-17/32" x 1/4"	9	\$315	
GEOMAXSWO36S	Whiteboard/Oak Back Panel	31-3/16" x 36-17/32" x 1/4"	12.5	\$530	
GEOMAXSWM36S	Whiteboard/Maple Back Panel	31-3/16" x 36-17/32" x 1/4"	12.5	\$530	
GEOMAXSWL36S	Whiteboard/Laminate Back Panel	31-3/16" x 36-17/32" x 1/4"	12.5	\$530	
GEOMAXSTO36S	Tackboard/Oak Back Panel	31-3/16" x 36-17/32" x 1/2"	16	\$552	
GEOMAXSTM36S	Tackboard/Maple Back Panel	31-3/16" x 36-17/32" x 1/2"	16	\$552	
GEOMAXSTL36S	Tackboard/Laminate Back Panel	31-3/16" x 36-17/32" x 1/2"	16	\$552	
GEOMAXSUO36S	Upholstered/Oak Back Panel	31-3/16" x 36-17/32" x 3/4"	18	\$859	
GEOMAXSUM36S	Upholstered/Maple Back Panel	31-3/16" x 36-17/32" x 3/4"	18	\$859	
GEOMAXSUL36S	Upholstered/Laminate Back Panel	31-3/16" x 36-17/32" x 3/4"	18	\$859	
<u>42"H Shelving</u>					
GEOMAXSO42S	Oak Back Panel	37-3/16" x 36-17/32" x 1/4"	12	\$367	
GEOMAXSM42S	Maple Back Panel	37-3/16" x 36-17/32" x 1/4"	12	\$377	
GEOMAXSL42S	Laminate Back Panel	37-3/16" x 36-17/32" x 1/4"	12	\$327	
GEOMAXSWO42S	Whiteboard/Oak Back Panel	37-3/16" x 36-17/32" x 1/4"	16	\$592	
GEOMAXSWM42S	Whiteboard/Maple Back Panel	37-3/16" x 36-17/32" x 1/4"	16	\$592	
GEOMAXSWL42S	Whiteboard/Laminate Back Panel	37-3/16" x 36-17/32" x 1/4"	16	\$592	
GEOMAXSTO42S	Tackboard/Oak Back Panel	37-3/16" x 36-17/32" x 1/2"	20	\$620	
GEOMAXSTM42S	Tackboard/Maple Back Panel	37-3/16" x 36-17/32" x 1/2"	20	\$620	
GEOMAXSTL42S	Tackboard/Laminate Back Panel	37-3/16" x 36-17/32" x 1/2"	20	\$620	
GEOMAXSUO42S	Upholstered/Oak Back Panel	37-3/16" x 36-17/32" x 3/4"	23	\$984	
GEOMAXSUM42S	Upholstered/Maple Back Panel	37-3/16" x 36-17/32" x 3/4"	23	\$984	
GEOMAXSUL42S	Upholstered/Laminate Back Panel	37-3/16" x 36-17/32" x 3/4"	23	\$984	
<u>48"H Shelving</u>					
GEOMAXSO48S	Oak Back Panel	43-3/16" x 36-17/32" x 1/4"	15	\$383	
GEOMAXSM48S	Maple Back Panel	43-3/16" x 36-17/32" x 1/4"	15	\$391	
GEOMAXSL48S	Laminate Back Panel	43-3/16" x 36-17/32" x 1/4"	15	\$338	
GEOMAXSWO48S	Whiteboard/Oak Back Panel	43-3/16" x 36-17/32" x 1/4"	19.5	\$628	
GEOMAXSWM48S	Whiteboard/Maple Back Panel	43-3/16" x 36-17/32" x 1/4"	19.5	\$628	
GEOMAXSWL48S	Whiteboard/Laminate Back Panel	43-3/16" x 36-17/32" x 1/4"	19.5	\$628	
GEOMAXSTO48S	Tackboard/Oak Back Panel	43-3/16" x 36-17/32" x 1/2"	24	\$658	
GEOMAXSTM48S	Tackboard/Maple Back Panel	43-3/16" x 36-17/32" x 1/2"	24	\$658	
GEOMAXSTL48S	Tackboard/Laminate Back Panel	43-3/16" x 36-17/32" x 1/2"	24	\$658	
GEOMAXSUO48S	Upholstered/Oak Back Panel	43-3/16" x 36-17/32" x 3/4"	28	\$1,056	
GEOMAXSUM48S	Upholstered/Maple Back Panel	43-3/16" x 36-17/32" x 3/4"	28	\$1,056	
GEOMAXSUL48S	Upholstered/Laminate Back Panel	43-3/16" x 36-17/32" x 3/4"	28	\$1,056	

Please specify Wood Finish (Table 1), Laminate (Table 2 or Table 4), or Tackboard (Table 8). Details can be found on page GEN 4, GEN 5, and GEN 6.

	Catalog No.	Description	H x W x D	Wt. (lbs.)	Price
Mobile Arc Concave Single-Faced Shelving	<u>36"H Shelving</u>				
	GEOMAVSO36S	Oak Back Panel	31-3/16" x 45-27/32" x 1/4"	10.5	\$355
	GEOMAVSM36S	Maple Back Panel	31-3/16" x 45-27/32" x 1/4"	10.5	\$364
	GEOMAVSL36S	Laminate Back Panel	31-3/16" x 45-27/32" x 1/4"	10.5	\$315
	GEOMAVSWO36S	Whiteboard/Oak Back Panel	31-3/16" x 45-27/32" x 1/4"	14	\$554
	GEOMAVSWM36S	Whiteboard/Maple Back Panel	31-3/16" x 45-27/32" x 1/4"	14	\$554
	GEOMAVSWL36S	Whiteboard/Laminate Back Panel	31-3/16" x 45-27/32" x 1/4"	14	\$554
	GEOMAVSTO36S	Tackboard/Oak Back Panel	31-3/16" x 45-27/32" x 1/2"	19	\$579
	GEOMAVSTM36S	Tackboard/Maple Back Panel	31-3/16" x 45-27/32" x 1/2"	19	\$579
	GEOMAVSTL36S	Tackboard/Laminate Back Panel	31-3/16" x 45-27/32" x 1/2"	19	\$579
	GEOMAVSUO36S	Upholstered/Oak Back Panel	31-3/16" x 45-27/32" x 3/4"	20	\$907
	GEOMAVSUM36S	Upholstered/Maple Back Panel	31-3/16" x 45-27/32" x 3/4"	20	\$907
	GEOMAVSUL36S	Upholstered/Laminate Back Panel	31-3/16" x 45-27/32" x 3/4"	20	\$907
	<u>42"H Shelving</u>				
	GEOMAVSO42S	Oak Back Panel	37-3/16" x 45-27/32" x 1/4"	13.5	\$367
	GEOMAVSM42S	Maple Back Panel	37-3/16" x 45-27/32" x 1/4"	13.5	\$377
	GEOMAVSL42S	Laminate Back Panel	37-3/16" x 45-27/32" x 1/4"	13.5	\$327
	GEOMAVSWO42S	Whiteboard/Oak Back Panel	37-3/16" x 45-27/32" x 1/4"	17.5	\$616
	GEOMAVSWM42S	Whiteboard/Maple Back Panel	37-3/16" x 45-27/32" x 1/4"	17.5	\$616
	GEOMAVSWL42S	Whiteboard/Laminate Back Panel	37-3/16" x 45-27/32" x 1/4"	17.5	\$616
	GEOMAVSTO42S	Tackboard/Oak Back Panel	37-3/16" x 45-27/32" x 1/2"	23	\$645
	GEOMAVSTM42S	Tackboard/Maple Back Panel	37-3/16" x 45-27/32" x 1/2"	23	\$645
	GEOMAVSTL42S	Tackboard/Laminate Back Panel	37-3/16" x 45-27/32" x 1/2"	23	\$645
	GEOMAVSUO42S	Upholstered/Oak Back Panel	37-3/16" x 45-27/32" x 3/4"	25	\$1,032
	GEOMAVSUM42S	Upholstered/Maple Back Panel	37-3/16" x 45-27/32" x 3/4"	25	\$1,032
	GEOMAVSUL42S	Upholstered/Laminate Back Panel	37-3/16" x 45-27/32" x 3/4"	25	\$1,032
	<u>48"H Shelving</u>				
	GEOMAVSO48S	Oak Back Panel	43-3/16" x 45-27/32" x 1/4"	16.5	\$383
	GEOMAVSM48S	Maple Back Panel	43-3/16" x 45-27/32" x 1/4"	16.5	\$391
	GEOMAVSL48S	Laminate Back Panel	43-3/16" x 45-27/32" x 1/4"	16.5	\$338
	GEOMAVSWO48S	Whiteboard/Oak Back Panel	43-3/16" x 45-27/32" x 1/4"	21	\$652
	GEOMAVSWM48S	Whiteboard/Maple Back Panel	43-3/16" x 45-27/32" x 1/4"	21	\$652
	GEOMAVSWL48S	Whiteboard/Laminate Back Panel	43-3/16" x 45-27/32" x 1/4"	21	\$652
	GEOMAVSTO48S	Tackboard/Oak Back Panel	43-3/16" x 45-27/32" x 1/2"	27	\$683
	GEOMAVSTM48S	Tackboard/Maple Back Panel	43-3/16" x 45-27/32" x 1/2"	27	\$683
	GEOMAVSTL48S	Tackboard/Laminate Back Panel	43-3/16" x 45-27/32" x 1/2"	27	\$683
	GEOMAVSUO48S	Upholstered/Oak Back Panel	43-3/16" x 45-27/32" x 3/4"	30	\$1,104
	GEOMAVSUM48S	Upholstered/Maple Back Panel	43-3/16" x 45-27/32" x 3/4"	30	\$1,104
	GEOMAVSUL48S	Upholstered/Laminate Back Panel	43-3/16" x 45-27/32" x 3/4"	30	\$1,104

Please specify Wood Finish (Table 1), Laminate (Table 2 or Table 4), or Tackboard (Table 8). Details can be found on page GEN 4, GEN 5, and GEN 6.

Catalog No.	H x W	Wt. (lbs.)	Price	
<u>Stationary Curved Unit with 1 Side & 1 Top</u>				Stationary Curved Unit, Trim on 1 Side & 1 Top
TRMCST1U308LAMS	30" x 8"W	2	\$106	
TRMCST1U368LAMS	36" x 8"W	3	\$113	
TRMCST1U428LAMS	42" x 8"W	4	\$120	
TRMCST1U488LAMS	48" x 8"W	5	\$127	
TRMCST1U608LAMS	60-1/2" x 8"W	6	\$134	

Please specify Laminate (Table 2 or Table 4). Details can be found on page GEN 4 and GEN 5.

	Catalog No.	Description	H x W	Wt. (lbs.)	Price
Stationary Curved Units, Trim on Both Sides & Top	<u>30"H Stationary Curved Units with Trim on Both Sides & Top</u>				
	TRMC1U308LAMS	Curved Over 1 Unit	30" x 8"W	3	\$124
	TRMC2U308LAMS	Curved Over 2 Units	30" x 8"W	5	\$165
	TRMC3U308LAMS	Curved Over 3 Units	30" x 8"W	7	\$206
	TRMC4U308LAMS	Curved Over 4 Units	30" x 8"W	9	\$248
	TRMC5U308LAMS	Curved Over 5 Units	30" x 8"W	11	\$289
	TRMC6U308LAMS	Curved Over 6 Units	30" x 8"W	13	\$330
	TRMC7U308LAMS	Curved Over 7 Units	30" x 8"W	15	\$371
	TRMC8U308LAMS	Curved Over 8 Units	30" x 8"W	17	\$413
	TRMC9U308LAMS	Curved Over 9 Units	30" x 8"W	19	\$454
	<u>36"H Stationary Curved Units with Trim on Both Sides & Top</u>				
	TRMC1U368LAMS	Curved Over 1 Unit	36" x 8"W	4	\$131
	TRMC2U368LAMS	Curved Over 2 Units	36" x 8"W	6	\$175
	TRMC3U368LAMS	Curved Over 3 Units	36" x 8"W	8	\$218
	TRMC4U368LAMS	Curved Over 4 Units	36" x 8"W	10	\$262
	TRMC5U368LAMS	Curved Over 5 Units	36" x 8"W	12	\$305
	TRMC6U368LAMS	Curved Over 6 Units	36" x 8"W	14	\$349
	TRMC7U368LAMS	Curved Over 7 Units	36" x 8"W	16	\$393
	TRMC8U368LAMS	Curved Over 8 Units	36" x 8"W	18	\$436
	TRMC9U368LAMS	Curved Over 9 Units	36" x 8"W	20	\$480
	<u>42"H Stationary Curved Units with Trim on Both Sides & Top</u>				
	TRMC1U428LAMS	Curved Over 1 Unit	42" x 8"W	5	\$138
	TRMC2U428LAMS	Curved Over 2 Units	42" x 8"W	7	\$184
	TRMC3U428LAMS	Curved Over 3 Units	42" x 8"W	9	\$230
	TRMC4U428LAMS	Curved Over 4 Units	42" x 8"W	11	\$276
	TRMC5U428LAMS	Curved Over 5 Units	42" x 8"W	13	\$322
	TRMC6U428LAMS	Curved Over 6 Units	42" x 8"W	15	\$368
	TRMC7U428LAMS	Curved Over 7 Units	42" x 8"W	17	\$414
	TRMC8U428LAMS	Curved Over 8 Units	42" x 8"W	19	\$460
	TRMC9U428LAMS	Curved Over 9 Units	42" x 8"W	21	\$506
	<u>48"H Stationary Curved Units with Trim on Both Sides & Top</u>				
	TRMC1U488LAMS	Curved Over 1 Unit	48" x 8"W	6	\$145
	TRMC2U488LAMS	Curved Over 2 Units	48" x 8"W	8	\$193
	TRMC3U488LAMS	Curved Over 3 Units	48" x 8"W	10	\$242
	TRMC4U488LAMS	Curved Over 4 Units	48" x 8"W	12	\$290
	TRMC5U488LAMS	Curved Over 5 Units	48" x 8"W	14	\$338
	TRMC6U488LAMS	Curved Over 6 Units	48" x 8"W	16	\$387
	TRMC7U488LAMS	Curved Over 7 Units	48" x 8"W	18	\$435
	TRMC8U488LAMS	Curved Over 8 Units	48" x 8"W	20	\$483
	TRMC9U488LAMS	Curved Over 9 Units	48" x 8"W	22	\$532
	<u>60-1/2"H Stationary Curved Units with Trim on Both Sides & Top</u>				
	TRMC1U608LAMS	Curved Over 1 Unit	60-1/2" x 8"W	7	\$152
	TRMC2U608LAMS	Curved Over 2 Units	60-1/2" x 8"W	9	\$203
	TRMC3U608LAMS	Curved Over 3 Units	60-1/2" x 8"W	11	\$254
	TRMC4U608LAMS	Curved Over 4 Units	60-1/2" x 8"W	13	\$304
	TRMC5U608LAMS	Curved Over 5 Units	60-1/2" x 8"W	15	\$355
	TRMC6U608LAMS	Curved Over 6 Units	60-1/2" x 8"W	17	\$406
	TRMC7U608LAMS	Curved Over 7 Units	60-1/2" x 8"W	19	\$456

Please specify Laminate (Table 2 or Table 4). Details can be found on page GEN 4 and GEN 5.

Catalog No.	H x W	Wt. (lbs.)	Price	
<u>Mobile Linear 1 Unit with 2 Sides & 1 Top</u>				Mobile Linear Units Trim on 2 Sides & 1 Top
TRMML1U368LAMS	36" x 8"W	4	\$131	
TRMML1U428LAMS	42" x 8"W	5	\$138	
TRMML1U488LAMS	48" x 8"W	6	\$145	
TRMML1U608LAMS	60-1/2" x 8"W	7	\$152	
<u>Mobile Linear 2 Units with 2 Sides & 1 Top</u>				
TRMML2U368LAMS	36" x 8"W	6	\$175	
TRMML2U428LAMS	42" x 8"W	7	\$184	
TRMML2U488LAMS	48" x 8"W	8	\$193	
TRMML2U608LAMS	60-1/2" x 8"W	9	\$203	
<u>Mobile Curved 1 Unit with 2 Sides & 1 Top</u>				Mobile Curved Units, Trim on 2 Sides & 1 Top
TRMMC1U368LAMS	36" x 8"W	4	\$131	
TRMMC1U428LAMS	42" x 8"W	5	\$138	
TRMMC1U488LAMS	48" x 8"W	6	\$145	
TRMMC1U608LAMS	60-1/2" x 8"W	7	\$152	
<u>Mobile Curved 2 Units with 2 Sides & 1 Top</u>				
TRMMC2U368LAMS	36" x 8"W	6	\$175	
TRMMC2U428LAMS	42" x 8"W	7	\$184	
TRMMC2U488LAMS	48" x 8"W	8	\$193	
TRMMC2U608LAMS	60-1/2" x 8"W	9	\$203	
<u>Mobile Curved "S" Shape 2 units with 2 Sides & 1 Top</u>				Mobile Curved "S" Shape Units, Trim on 2 Sides & 1 Top
TRMMC2US368LAMS	36" x 8"W	6	\$192	
TRMMC2US428LAMS	42" x 8"W	7	\$202	
TRMMC2US488LAMS	48" x 8"W	8	\$211	
TRMMC2US608LAMS	60-1/2" x 8"W	9	\$220	
<u>Mobile Curved Reverse "S" Shape 2 units with 2 Sides & 1 Top</u>				Mobile Curved Reverse "S" Shape Units, Trim on 2 Sides & 1 Top
TRMMC2URS368LAMS	36" x 8"W	6	\$192	
TRMMC2URS428LAMS	42" x 8"W	7	\$202	
TRMMC2URS488LAMS	48" x 8"W	8	\$211	
TRMMC2URS608LAMS	60-1/2" x 8"W	9	\$220	

Please specify Laminate (Table 2 or Table 4). Details can be found on page GEN 4 and GEN 5.

General Specifications for all Seating

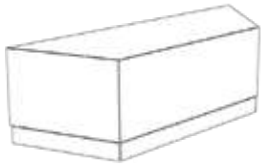
SEAT FRAME

Seat frame will be 3/4" thick engineered hardwood. Frame components and corner blocks are glued and stapled. Foam for vertical surfaces will be 1/2" thick, 1.5 density, 45 CFR. Seat foam will be 2" thick, 2.5 density, #55 Ultra-cell.

BASE (TOE KICK)

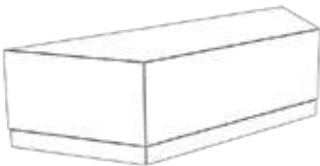
Linear wood seating bases will be 3/4" thick hardwood. Curved seating bases will be 3/4" thick engineered plywood. Linear laminated seating bases will be 3/4" thick thermally-fused laminate panels. Curved seating bases will be 3/4" plywood laminated with high-pressure laminate.

Linear Trapezoid 1 Unit Seating



Catalog No.	Seat H x W x D	Wt. (lbs.)	COM Price	Grade 1 Price	Grade 2 Price	Grade 3 Price	Grade 4 Price	Grade 5 Price
<u>Trapezoid Seat 1, 1 Unit with Oak Toe Kick</u>								
GEOLTSEAT1OAKS	17" x 35-29/32" x 24"	36	_____	\$2,508	_____	_____	_____	_____
<u>Trapezoid Seat 1, 1 Unit with Maple Toe Kick</u>								
GEOLTSEAT1MAPS	17" x 35-29/32" x 24"	36	_____	\$2,508	_____	_____	_____	_____
<u>Trapezoid Seat 1, 1 Unit with Laminate Toe Kick</u>								
GEOLTSEAT1LAMs	17" x 35-29/32" x 24"	36	_____	\$2,446	_____	_____	_____	_____


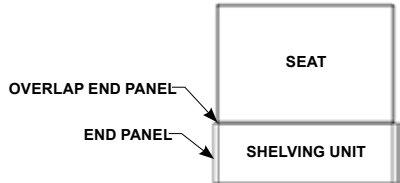

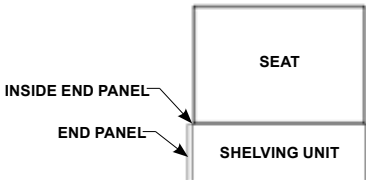
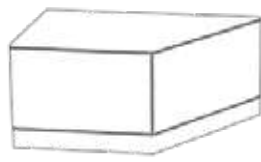
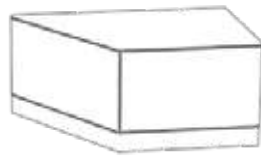
Linear Trapezoid 2 Unit Seating



<u>Trapezoid Seat 2, 2 Units with Oak Toe Kick</u>								
GEOLTSEAT2OAKS	17" x 71-13/16" x 24"	60	_____	\$3,582	_____	_____	_____	_____
<u>Trapezoid Seat 2, 2 Units with Maple Toe Kick</u>								
GEOLTSEAT2MAPS	17" x 71-13/16" x 24"	60	_____	\$3,582	_____	_____	_____	_____
<u>Trapezoid Seat 2, 2 Units with Laminate Toe Kick</u>								
GEOLTSEAT2LAMs	17" x 71-13/16" x 24"	60	_____	\$3,495	_____	_____	_____	_____

Please specify Wood Finish (Table 1) and Upholstery (Table 5). Details can be found on pages GEN 4 and GEN 5.

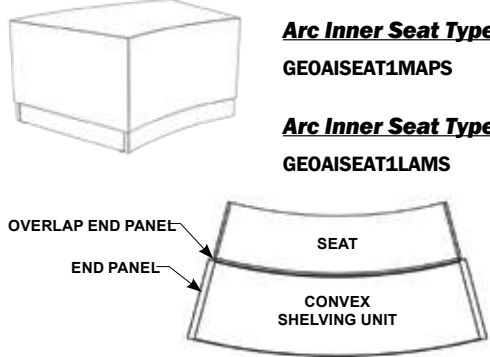
Note: Please call your customer service representative for Grade 2 through Grade 5 and COM pricing.

Catalog No.	Seat H x W x D	Wt. (lbs.)	COM Price	Grade 1 Price	Grade 2 Price	Grade 3 Price	Grade 4 Price	Grade 5 Price	
<u>Rectangle Seat 1, 1 Units with Oak Toe Kick</u>									Linear Rectangle 1 Unit Seating, Type 1 (Overlap End Panels)  
GEOLRSEAT1OAKS	17" x 36-1/4" x 24"	32	_____	\$2,268	_____	_____	_____	_____	
<u>Rectangle Seat 1, 1 Units with Maple Toe Kick</u>									
GEOLRSEAT1MAPS	17" x 36-1/4" x 24"	32	_____	\$2,268	_____	_____	_____	_____	
<u>Rectangle Seat 1, 1 Units with Laminate Toe Kick</u>									
GEOLRSEAT1LAMS	17" x 36-1/4" x 24"	32	_____	\$2,213	_____	_____	_____	_____	
<u>Rectangle Seat 2, 1 Units with Oak Toe Kick</u>									Linear Rectangle 1 Unit Seating, Type 2 (Inside End Panels)  
GEOLRSEAT2OAKS	17" x 35-1/4" x 24"	32	_____	\$2,268	_____	_____	_____	_____	
<u>Rectangle Seat 2, 1 Units with Maple Toe Kick</u>									
GEOLRSEAT2MAPS	17" x 35-1/4" x 24"	32	_____	\$2,268	_____	_____	_____	_____	
<u>Rectangle Seat 2, 1 Units with Laminate Toe Kick</u>									
GEOLRSEAT2LAMS	17" x 35-1/4" x 24"	32	_____	\$2,213	_____	_____	_____	_____	
<u>Left Angled Seat with Oak Toe Kick</u>									Linear Left Angled Seating 
GEOLSEATLOAKS	17" x 36-1/4" x 24"	30	_____	\$2,387	_____	_____	_____	_____	
<u>Left Angled Seat with Maple Toe Kick</u>									
GEOLSEATLMAPS	17" x 36-1/4" x 24"	30	_____	\$2,387	_____	_____	_____	_____	
<u>Left Angled Seat with Laminate Toe Kick</u>									
GEOLSEATLLAMS	17" x 36-1/4" x 24"	30	_____	\$2,330	_____	_____	_____	_____	
<u>Right Angled Seat with Oak Toe Kick</u>									Linear Right Angled Seating 
GEOLSEATROAKS	17" x 36-1/4" x 24"	30	_____	\$2,387	_____	_____	_____	_____	
<u>Right Angled Seat with Maple Toe Kick</u>									
GEOLSEATRMAPS	17" x 36-1/4" x 24"	30	_____	\$2,387	_____	_____	_____	_____	
<u>Right Angled Seat with Laminate Toe Kick</u>									
GEOLSEATRLAMS	17" x 36-1/4" x 24"	30	_____	\$2,330	_____	_____	_____	_____	

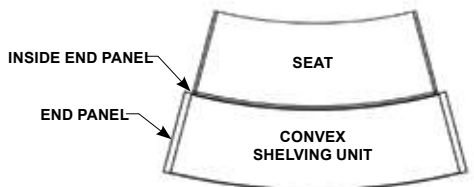
Please specify Wood Finish (Table 1) and Upholstery (Table 5). Details can be found on pages GEN 4 and GEN 5.

Note: Please call your customer service representative for Grade 2 through Grade 5 and COM pricing.

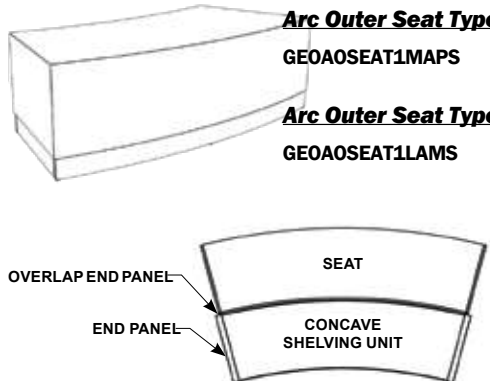
Catalog No.	Seat H x W x D	Wt. (lbs.)	COM Price	Grade 1 Price	Grade 2 Price	Grade 3 Price	Grade 4 Price	Grade 5 Price
Arc Inner Type 1 Seating (Overlap End Panels)								
<u>Arc Inner Seat Type 1 with Oak Toe Kick</u>								
GEOAISEAT10AKS	17-1/4" x 36-3/4" x 24"	32	—	\$2,312	—	—	—	—
<u>Arc Inner Seat Type 1 with Maple Toe Kick</u>								
GEOAISEAT1MAPS	17-1/4" x 36-3/4" x 24"	32	—	\$2,312	—	—	—	—
<u>Arc Inner Seat Type 1 with Laminate Toe Kick</u>								
GEOAISEAT1LAMS	17-1/4" x 36-3/4" x 24"	32	—	\$2,218	—	—	—	—



Arc Inner Type 2 Seating (Inside End Panels)								
<u>Arc Inner Seat Type 2 with Oak Toe Kick</u>								
GEOAISEAT20AKS	17-1/4" x 35-3/4" x 24"	32	—	\$2,312	—	—	—	—
<u>Arc Inner Seat Type 2 with Maple Toe Kick</u>								
GEOAISEAT2MAPS	17-1/4" x 35-3/4" x 24"	32	—	\$2,312	—	—	—	—
<u>Arc Inner Seat Type 2 with Laminate Toe Kick</u>								
GEOAISEAT2LAMS	17-1/4" x 35-3/4" x 24"	32	—	\$2,218	—	—	—	—



Arc Outer Type 1 Seating (Overlap End Panels)								
<u>Arc Outer Seat Type 1 with Oak Toe Kick</u>								
GEOA0SEAT10AKS	17-1/4" x 55-7/16" x 24"	48	—	\$2,840	—	—	—	—
<u>Arc Outer Seat Type 1 with Maple Toe Kick</u>								
GEOA0SEAT1MAPS	17-1/4" x 55-7/16" x 24"	48	—	\$2,713	—	—	—	—
<u>Arc Outer Seat Type 1 with Laminate Toe Kick</u>								
GEOA0SEAT1LAMS	17-1/4" x 55-7/16" x 24"	48	—	\$2,588	—	—	—	—



Note: Arc Outer Type 1 Seating is used with 44"W Concave Single-Faced Inline Adders Type 1.

Please specify Wood Finish (Table 1) and Upholstery (Table 5). Details can be found on pages GEN 4 and GEN 5.

Note: Please call your customer service representative for Grade 2 through Grade 5 and COM pricing.

Catalog No.	Seat H x W x D	Wt. (lbs.)	COM Price	Grade 1 Price	Grade 2 Price	Grade 3 Price	Grade 4 Price	Grade 5 Price
-------------	-------------------	---------------	--------------	------------------	------------------	------------------	------------------	------------------

Arc Outer Seat Type 2 with Oak Toe Kick

GEOA0SEAT20AKS	17-1/4" x 49-5/8" x 24"	45	_____	\$2,568	_____	_____	_____	_____
----------------	-------------------------	----	-------	---------	-------	-------	-------	-------

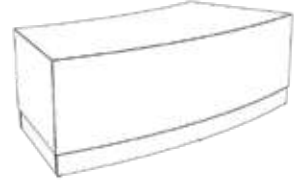
Arc Outer Seat Type 2 with Maple Toe Kick

GEOA0SEAT2MAPS	17-1/4" x 49-5/8" x 24"	45	_____	\$2,568	_____	_____	_____	_____
----------------	-------------------------	----	-------	---------	-------	-------	-------	-------

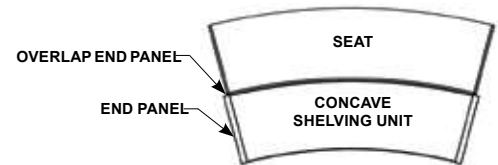
Arc Outer Seat Type 2 with Laminate Toe Kick

GEOA0SEAT2LAMs	17-1/4" x 49-5/8" x 24"	45	_____	\$2,463	_____	_____	_____	_____
----------------	-------------------------	----	-------	---------	-------	-------	-------	-------

**Arc Outer
Type 2 Seating
(Overlap End Panels)**



Note: Arc Outer Type 2 Seating is used with 37"W Concave Single-Faced Inline Adders Type 2.

**Arc Outer Seat Type 3 with Oak Toe Kick**

GEOA0SEAT30AKS	17-1/4" x 48-5/8" x 24"	45	_____	\$2,568	_____	_____	_____	_____
----------------	-------------------------	----	-------	---------	-------	-------	-------	-------

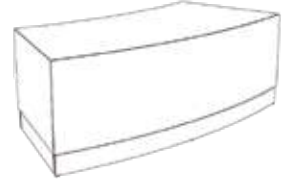
Arc Outer Seat Type 3 with Maple Toe Kick

GEOA0SEAT3MAPS	17-1/4" x 48-5/8" x 24"	45	_____	\$2,568	_____	_____	_____	_____
----------------	-------------------------	----	-------	---------	-------	-------	-------	-------

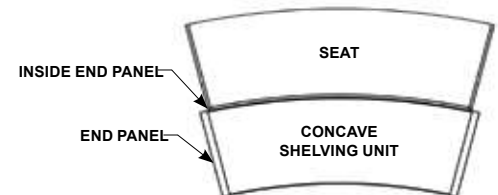
Arc Outer Seat Type 3 with Laminate Toe Kick

GEOA0SEAT3LAMs	17-1/4" x 48-5/8" x 24"	45	_____	\$2,463	_____	_____	_____	_____
----------------	-------------------------	----	-------	---------	-------	-------	-------	-------

**Arc Outer
Type 3 Seating
(Inside End Panels)**



Note: Arc Outer Type 3 Seating is used with 37"W Concave Single-Faced Inline Adders Type 2.

**Arc Outer Seat Type 4 with Oak Toe Kick**

GEOA0SEAT40AKS	17-1/4" x 54-7/16" x 24"	45	_____	\$2,840	_____	_____	_____	_____
----------------	--------------------------	----	-------	---------	-------	-------	-------	-------

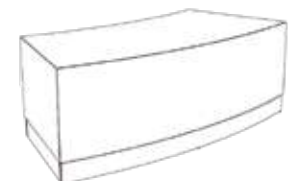
Arc Outer Seat Type 4 with Maple Toe Kick

GEOA0SEAT4MAPS	17-1/4" x 54-7/16" x 24"	45	_____	\$2,840	_____	_____	_____	_____
----------------	--------------------------	----	-------	---------	-------	-------	-------	-------

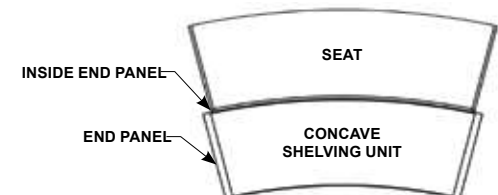
Arc Outer Seat Type 4 with Laminate Toe Kick

GEOA0SEAT4LAMs	17-1/4" x 54-7/16" x 24"	45	_____	\$2,588	_____	_____	_____	_____
----------------	--------------------------	----	-------	---------	-------	-------	-------	-------

**Arc Outer
Type 4 Seating
(Inside End Panels)**



Note: Arc Outer Type 4 Seating is used with 44"W Concave Single-Faced Inline Adders Type 2.



Please specify Wood Finish (Table 1) and Upholstery (Table 5). Details can be found on pages GEN 4 and GEN 5.

Note: Please call your customer service representative for Grade 2 though Grade 5 and COM pricing.

General Specifications

TABLETOP FOR WOOD VENEER

Tabletop will be 1" thick veneer particleboard. Wood veneer tops receive a 1/4" thick x 1"W wood (Maple or Oak) edgeband.

TABLETOP FOR THERMALLY-FUSED LAMINATE (TFL)

Tabletop will be 1" thick MDF, with .050" thick thermally-fused laminate surface and .020" thick backing sheet for balanced construction. TFL tops receive a T-mold edgeband, which will be flexible polyethylene, 2mm thick x 1"W.

TABLETOP FOR HIGH-PRESSURE LAMINATE (HPL)

Tabletop will be 1" thick particle board, with .050" thick high-pressure laminate surface and .020" thick backing sheet for balanced construction. HPL tops receive a T-mold edgeband, which will be flexible polyethylene, 2mm thick x 1"W. Tabletops can also receive a 5/8" thick x 1-1/16"W wood (Maple or Oak) edgeband.

BLADE LEGS (METAL)

Legs will be 1" x 3" steel rectangular tubing with a wall thickness no less than 2mm. Legs are supplied with a standard glide insert. Metal legs attach to table top by means of a flange welded to the leg. Attachment flange will be 3-3/4" x 3-3/4" metal plate formed and welded on two sides to the leg. Each leg attachment flange is attached to the metal apron support frame using four #8 x 3/4" screws and then attached to the underneath of the tabletop by five #12 x 3/4" screws. Legs will be finished with electrostatic applied epoxy powder-coat paint.

APRON SUPPORT FRAME

A metal frame 1"W x 2"H x 2mm thick in various lengths will be attached to underside of the tabletop using #12 x 3/4" screws. Each leg attachment flange will be attached to the apron support frame using four #8 x 3/4" screws.

ASSEMBLED TABLES

Finished tables come in heights of 30"H, 36"H, and 42"H.

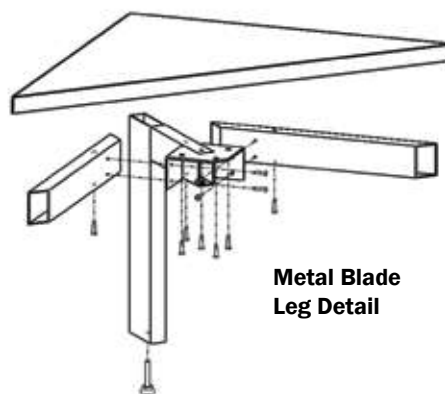
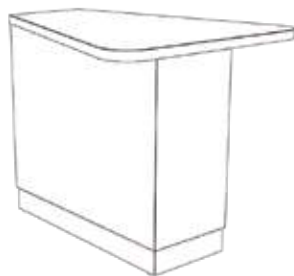


Table with Upholstered Base



Catalog No.	Seat H x W x D	Wt. (lbs.)	COM Price	Grade 1 Price	Grade 2 Price	Grade 3 Price	Grade 4 Price	Grade 5 Price
<u>Table with Oak Veneer Top, Matching Wood Edgeband, Matching Toe Kick, and Upholstered Base</u>								
GEOTABUV026S	26" x 26-3/16" x 31-3/4"	42	—	\$2,339	—	—	—	—
<u>Table with Maple Veneer Top, Matching Wood Edgeband, Matching Toe Kick, and Upholstered Base</u>								
GEOTABUVM26S	26" x 26-3/16" x 31-3/4"	42	—	\$2,339	—	—	—	—
<u>Table with TFL Top, T-Mold Edgeband, Matching Toe Kick, and Upholstered Base</u>								
GEOTABUTT26S	26" x 26-3/16" x 31-3/4"	42	—	\$1,875	—	—	—	—
<u>Table with HPL Top, Oak Edgeband, Matching Toe Kick, and Upholstered Base</u>								
GEOTABUHO26S	26" x 26-3/16" x 31-3/4"	42	—	\$2,215	—	—	—	—
<u>Table with HPL Top, Maple Edgeband, Matching Toe Kick, and Upholstered Base</u>								
GEOTABUHM26S	26" x 26-3/16" x 31-3/4"	42	—	\$2,215	—	—	—	—
<u>Table with HPL Top, T-Mold Edgeband, Matching Toe Kick, and Upholstered Base</u>								
GEOTABUHT26S	26" x 26-3/16" x 31-3/4"	42	—	\$2,036	—	—	—	—

Please specify Wood Finish (Table 1) and Upholstery (Table 5). Details can be found on pages GEN 4 and GEN 5.

Note: Please call your customer service representative for Grade 2 through Grade 5 and COM pricing.