

Catalog No.	Description	H x W x D	Wt. (lbs.)	Price
-------------	-------------	-----------	------------	-------

**Arc Table with Veneer Top and Matching Wood Edgeband**

GEOTABV03036S	Veneer Oak Top/Edgeband	30" x 35-1/2" x 60"	104	\$2,306
GEOTABVM3036S	Veneer Maple Top/Edgeband	30" x 35-1/2" x 60"	104	\$2,461
GEOTABV03042S	Veneer Oak Top/Edgeband	30" x 41-3/4" x 60"	110	\$2,442
GEOTABVM3042S	Veneer Maple Top/Edgeband	30" x 41-3/4" x 60"	110	\$2,608
GEOTABV03636S	Veneer Oak Top/Edgeband	36" x 35-1/2" x 60"	115	\$2,306
GEOTABVM3636S	Veneer Maple Top/Edgeband	36" x 35-1/2" x 60"	115	\$2,461
GEOTABV03642S	Veneer Oak Top/Edgeband	36" x 41-3/4" x 60"	120	\$2,442
GEOTABVM3642S	Veneer Maple Top/Edgeband	36" x 41-3/4" x 60"	120	\$2,608
GEOTABV04236S	Veneer Oak Top/Edgeband	42" x 35-1/2" x 60"	120	\$2,306
GEOTABVM4236S	Veneer Maple Top/Edgeband	42" x 35-1/2" x 60"	120	\$2,461
GEOTABV04242S	Veneer Oak Top/Edgeband	42" x 41-3/4" x 60"	125	\$2,442
GEOTABVM4242S	Veneer Maple Top/Edgeband	42" x 41-3/4" x 60"	125	\$2,608

Arc Table

**Arc Table with TFL Top and T-Mold Edgeband**

GEOTABTT3036S	TFL Top, T-Mold Edgeband	30" x 35-1/2" x 60"	104	\$1,802
GEOTABTT3042S	TFL Top, T-Mold Edgeband	30" x 41-3/4" x 60"	110	\$1,905
GEOTABTT3636S	TFL Top, T-Mold Edgeband	36" x 35-1/2" x 60"	115	\$1,802
GEOTABTT3642S	TFL Top, T-Mold Edgeband	36" x 41-3/4" x 60"	120	\$1,905
GEOTABTT4236S	TFL Top, T-Mold Edgeband	42" x 35-1/2" x 60"	120	\$1,802
GEOTABTT4242S	TFL Top, T-Mold Edgeband	42" x 41-3/4" x 60"	125	\$1,905

**Arc Table with HPL Top and Maple or Oak Edgeband**

GEOTABHO3036S	HPL Top, Oak Edgeband	30" x 35-1/2" x 60"	104	\$2,486
GEOTABHM3036S	HPL Top, Maple Edgeband	30" x 35-1/2" x 60"	104	\$2,486
GEOTABHO3042S	HPL Top, Oak Edgeband	30" x 41-3/4" x 60"	110	\$2,622
GEOTABHM3042S	HPL Top, Maple Edgeband	30" x 41-3/4" x 60"	110	\$2,622
GEOTABHO3636S	HPL Top, Oak Edgeband	36" x 35-1/2" x 60"	115	\$2,486
GEOTABHM3636S	HPL Top, Maple Edgeband	36" x 35-1/2" x 60"	115	\$2,486
GEOTABHO3642S	HPL Top, Oak Edgeband	36" x 41-3/4" x 60"	120	\$2,622
GEOTABHM3642S	HPL Top, Maple Edgeband	36" x 41-3/4" x 60"	120	\$2,622
GEOTABHO4236S	HPL Top, Oak Edgeband	42" x 35-1/2" x 60"	120	\$2,486
GEOTABHM4236S	HPL Top, Maple Edgeband	42" x 35-1/2" x 60"	120	\$2,486
GEOTABHO4242S	HPL Top, Oak Edgeband	42" x 41-3/4" x 60"	125	\$2,622
GEOTABHM4242S	HPL Top, Maple Edgeband	42" x 41-3/4" x 60"	125	\$2,622

**Arc Table with HPL Top and T-Mold Edgeband**

GEOTABHT3036S	HPL Top, T-Mold Edgeband	30" x 35-1/2" x 60"	104	\$1,963
GEOTABHT3042S	HPL Top, T-Mold Edgeband	30" x 41-3/4" x 60"	110	\$2,077
GEOTABHT3636S	HPL Top, T-Mold Edgeband	36" x 35-1/2" x 60"	115	\$1,963
GEOTABHT3642S	HPL Top, T-Mold Edgeband	36" x 41-3/4" x 60"	120	\$2,077
GEOTABHT4236S	HPL Top, T-Mold Edgeband	42" x 35-1/2" x 60"	120	\$1,963
GEOTABHT4242S	HPL Top, T-Mold Edgeband	42" x 41-3/4" x 60"	125	\$2,077

Please specify Wood Finish (Table 1), Laminate Color (Table 2 or Table 4), Edgeband Color (Table 4), and Metal Leg Color (Table 3).

Details can be found on page GEN 4 and GEN 5

**Note:** Edgeband Color does **NOT** have to match Laminate Color (Table 2 or Table 4).



*Quarx*



**2023 Price List and Specifications**

**Brodart Co. Contract Furniture - Made in USA**

280 North Road, Clinton County Industrial Park • McElhattan, PA 17748

Toll-Free: 888-521-1884 • E-Mail: [furniture@brodart.com](mailto:furniture@brodart.com) • [www.brodartfurniture.com](http://www.brodartfurniture.com)

---

## General Specifications

### CONSTRUCTION

Shelving construction is modular type, utilizing thermally-fused laminate panels and 16-gauge welded-steel frames. Shelving units are designed with the starter and adder concept and measure 31-1/4" from center-to-center of the uprights.

Bannister Oak, Biltmore Cherry, Classic Maple, Canadian Gray, Classic Black, Bright White, PM Pewter Mesh, Orange Grove, Hollyberry Red, Plum Purple, Island Green, Lapis Blue and CY Chrome Yellow are the standard finishes for End Panels, Intermediate Panels and Top Trim used in Quarx Shelving.

### END PANELS

End panels are 3/4" thick thermally-fused laminate panels with an particleboard core. All exposed edges are banded with matching 2mm PVC edgebanding. Edges are square, but eased. Panels are drilled at the rear of the panel for single-faced units and in the middle of the panel

for double-faced units for embedding internal threaded bushings. End Panels are attached to metal frames with 5/16" - 18 x 1/2" Flanged Button Head Cap Screws.

### INTERMEDIATE PANELS

Intermediate Panels are 3/4" thick thermally-fused laminate panels with an particleboard core. All exposed edges are banded with matching 2mm PVC edgebanding. Edges are square, but eased. Panels are drilled through at the rear of the panel for single-faced units and in the middle of the panel for double-faced units for inserting a 1/4"-20 x 1" barrel screw to receive a 5/16" - 18 x 1/2" Button Head Cap Screw for attachment to the metal frames.

### TOP TRIM

Top Trim pieces are 3/4" thick thermally-fused laminate panels with an particleboard core. All exposed edges are banded with matching 2mm PVC edgebanding. Edges are square, but eased.

### METAL SHELVES

Shelves are 18-gauge steel with 18-gauge stamped steel brackets welded to side. The front and back edges are triple bent for strength and to eliminate sharp edges. Shelves are electrostatic powder coat painted with epoxy paint and oven cured. Shelves are available in many standard and optional colors - please call for selection.

### MOBILE SHELVING UNITS

Mobile Shelving is available for 48"H and 63"H straight or curved units. Shelving construction is the same as the standard shelving with the exception of a 3/4" thick top panel and a 1" thick base panel used on the mobile units. One Bay units will have four, Two Bay units will have six, 4"D heavy-duty swivel casters with brake which will be attached to the base panel. Weight capacity per caster is 255 lbs.

## General Specifications

### **BASE (TOE KICK)**

Linear laminated seating bases will be 3/4" thick thermally-fused laminate panels. Curved seating bases will be 3/4" plywood laminated with high-pressure laminate.

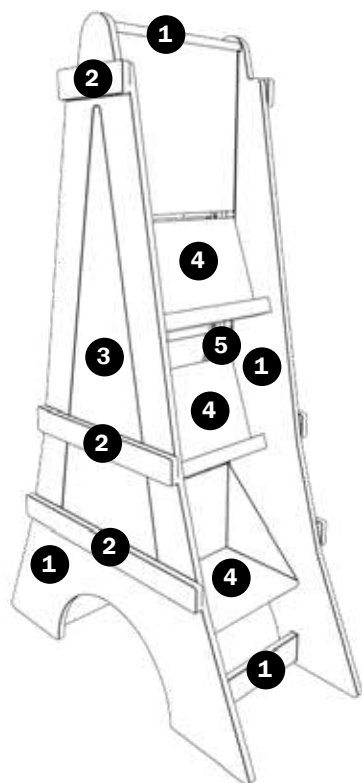
### **INNER CORE**

Inner core is constructed using High-Density compressed foam.

### **UPHOLSTERY MATERIALS AND FABRICS**

Brodart fabric selections and polyurethane foam are fire rated. Fabrics which meet Calif. Technical Bulletin #133 are available.

**QXPARDISLAM**

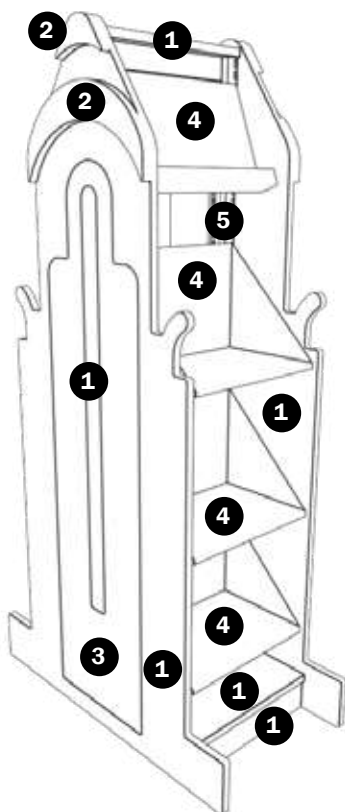


Number	Description	Option with Color Number
--------	-------------	--------------------------

**Paris Display (See page QUX 30 of our 2023 Price List)**

1	2 End Panels, Top & Bottom Trim	Any Base and Accent Colors (Table 4) on page GEN 5 we offer.
2	3 Side Trim Pieces	Any Base and Accent Colors (Table 4) on page GEN 5 we offer.
3	Inlay 1/4" Thick Tack Board	Any Tackboard Colors (Table 9) on page GEN 6 we offer.
4	Shelves	Any Metal Powder-Coat (Table 3) on page GEN 5 we offer. Select colors will have \$500.00 net upcharge.
5	Frame	Any Metal Powder-Coat (Table 3) on page GEN 5 we offer.

**QXNYCDISLAM**



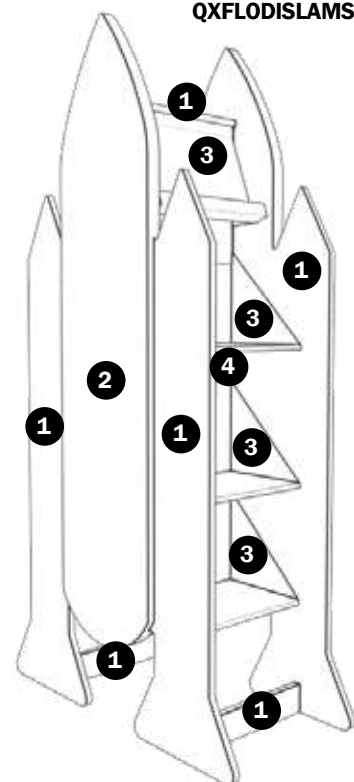
**NYC Display (See page QUX 30 of our 2023 Price List)**

1	2 End Panels, Base Shelf, Bottom Facing & Top Trim	Any Base and Accent Colors (Table 4) on page GEN 5 we offer.
2	2 Curved Side Trim Pieces	Any Base and Accent Colors (Table 4) on page GEN 5 we offer.
3	Inlay 1/4" Thick Tack Board	Any Tackboard Colors (Table 9) on page GEN 6 we offer.
4	Shelves	Any Metal Powder-Coat (Table 3) on page GEN 5 we offer. Select colors will have \$500.00 net upcharge.
5	Frame	Any Metal Powder-Coat (Table 3) on page GEN 5 we offer.

Number	Description	Option with Color Number
--------	-------------	--------------------------

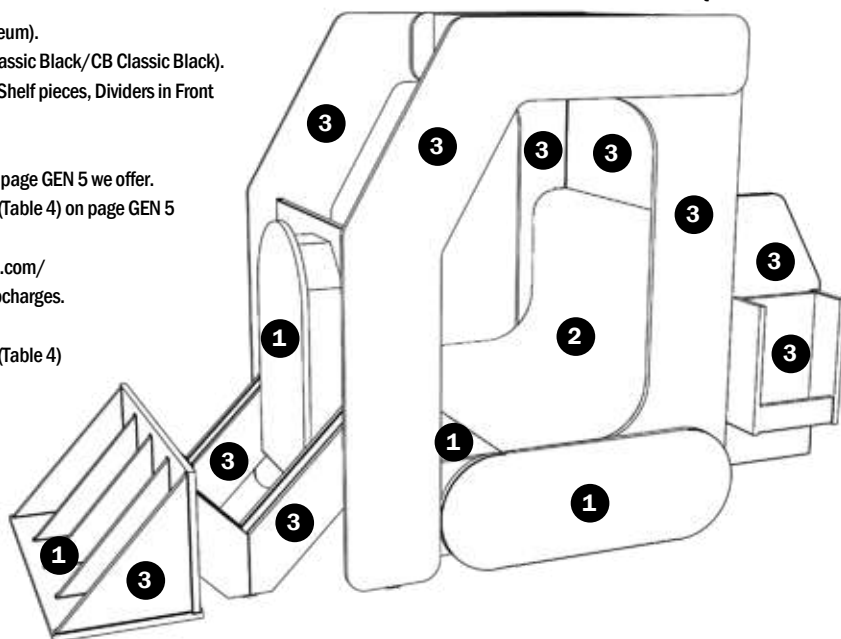
**Florida Display (See page QUX 30 of our 2023 Price List)**

- |   |                                 |  |
|---|---------------------------------|--|
| 1 | 2 End Panels, Top & Bottom Trim | Any Base and Accent Colors (Table 4) on page GEN 5 we offer.   |
| 2 | 1 Overlay 3/4" Thick Panel      | Any Base and Accent Colors (Table 4) on page GEN 5 we offer.   |
| 3 | Shelves                         | Any Metal Powder-Coat (Table 3) on page GEN 5 we offer. Select colors will have \$500.00 net upcharge. |
| 4 | Frame                           | Any Metal Powder-Coat (Table 3) on page GEN 5 we offer.  |

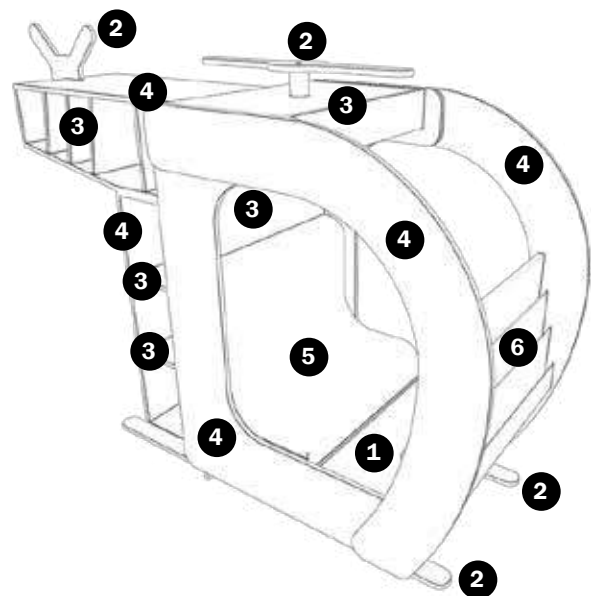


**Book Dozer (See page QUX 37 of our 2023 Price List)**

- |   |  |  |
|---|--|--|
| 1 | Wheels, Front Overlay, Inside Shelf & Floor, 2 Back Shelf pieces & 3 Dividers in Front Scoop | Always Black. Floor (marmoleum). Inside Shelf (R35000111 Classic Black/CB Classic Black). Wheels, Front Overlay, Back Shelf pieces, Dividers in Front Scoop (CB Classic Black).  |
| 2 | Seat & Seat Base   | Any vinyl colors (Table 5) on page GEN 5 we offer. Any Base and Accent Colors (Table 4) on page GEN 5 we offer. <a href="http://www.brodartfurniture.com/">http://www.brodartfurniture.com/</a> see 2023 price list for any upcharges. |
| 3 | Everything Else  | Any Base and Accent Colors (Table 4) on page GEN 5 we offer.   |

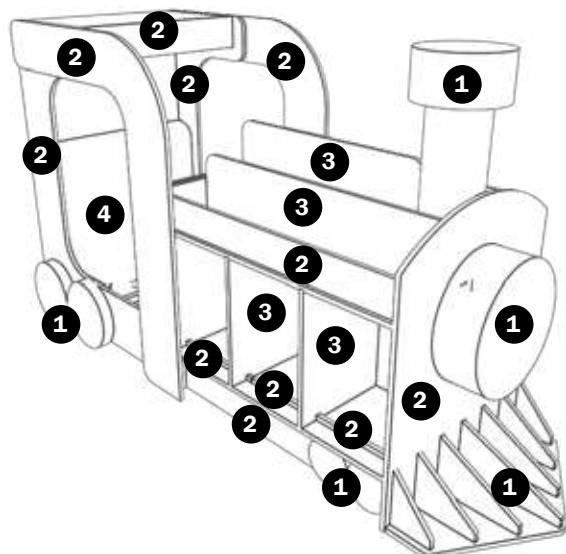


**QXBCOPLAMS**



Number	Description	Option with Color
<b><u>Book Copter (See page QUX 37 of our 2023 Price List)</u></b>		
1	Floor & Inside shelf	Always Black. Floor (marmoleum). Inside Shelf (R35000111 Classic Black/CB Classic Black).
2	Propellers & Bottom Sled Rails	Any Base and Accent Colors (Table 4) on page GEN 5 we offer.
3	Shelf Dividers, Top, Panel behind Seat & Inside Front Panel	Any Base and Accent Colors (Table 4) on page GEN 5 we offer.
4	Side Panels & Back Shelf Bodies	Any Base and Accent Colors (Table 4) on page GEN 5 we offer.
5	Seat & Seat Base	Any vinyl colors (Table 5) on page GEN 5 we offer. Any Base and Accent Colors (Table 4) on page GEN 5 we offer. <a href="http://www.brodartfurniture.com/">http://www.brodartfurniture.com/</a> see 2023 price list for any upcharges.
6	Front Metal Shelves	Any Metal Powder-Coat (Table 3) on page GEN 5 we offer. Select colors will have \$500.00 net upcharge.

**QXBTRNELAMS**



<b><u>Train Engine (See page QUX 38 of our 2023 Price List)</u></b>		
1	Wheels, Smoke Stack, Front Round Piece, Floor & Inside Shelf, Front Grill (Bottom & Dividers)	Always Black. Floor (marmoleum). Inside Shelf (R35000111 Classic Black/CB Classic Black). Wheels, Smoke Stack, Front Round piece, Front Grill (CB Classic Black).
2	Body	Any Base and Accent Colors (Table 4) on page GEN 5 we offer.
3	Shelves & Shelf Dividers	Any Base and Accent Colors (Table 4) on page GEN 5 we offer.
4	Seat & Seat Base	Any vinyl colors (Table 5) on page GEN 5 we offer. Any Base and Accent Colors (Table 4) on page GEN 5 we offer. <a href="http://www.brodartfurniture.com/">http://www.brodartfurniture.com/</a> see 2023 price list for any upcharges.

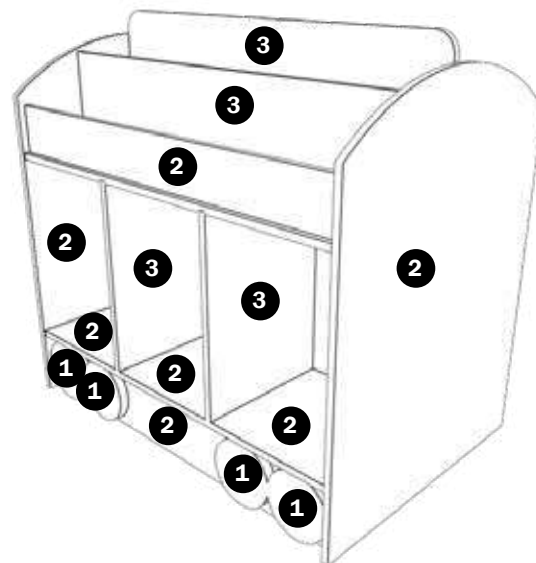


Number	Description	Option with Color Number
--------	-------------	--------------------------

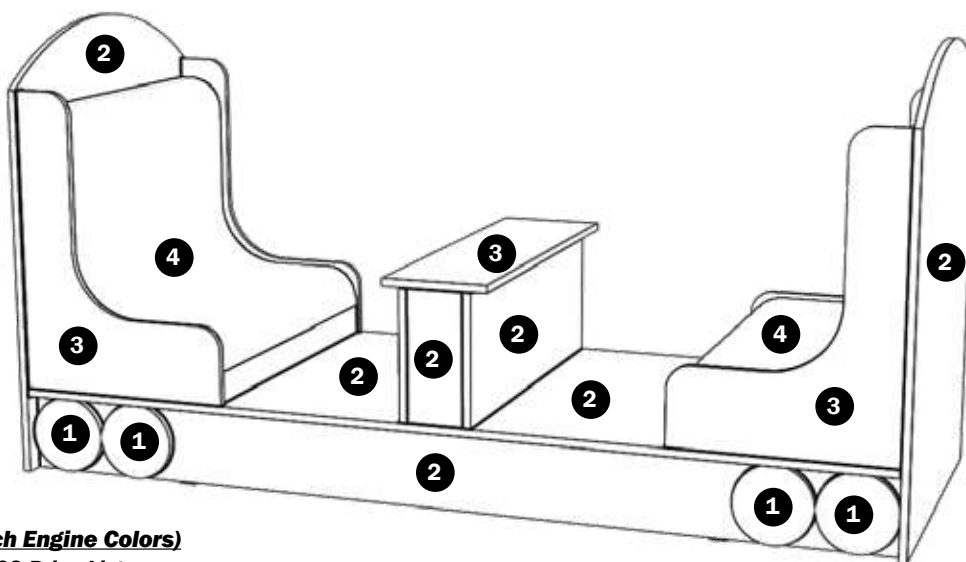
## **Train Car (Always Match Engine Colors)**

**See page QUX 38 of our 2023 Price List**

- |   |                          |  |
|---|--------------------------|--|
| 1 | Wheels                   | Always CB Classic Black.                                     |
| 2 | Body                     | Any Base and Accent Colors (Table 4) on page GEN 5 we offer. |
| 3 | Shelves & Shelf Dividers | Any Base and Accent Colors (Table 4) on page GEN 5 we offer. |



**QXBTRN2SCLAMS**

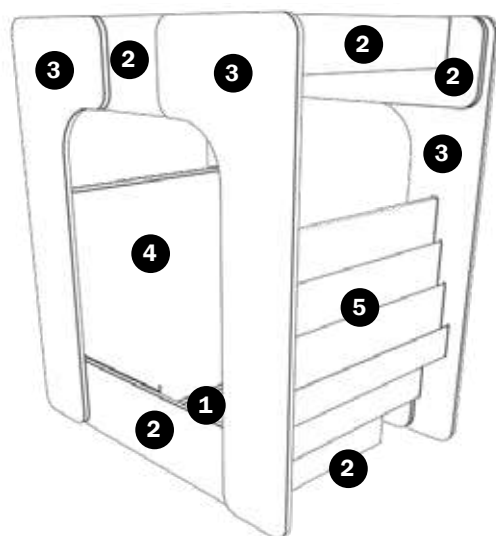


## **Reading Car (Always Match Engine Colors)**

**See page QUX 38 of our 2023 Price List**

- |   |  |  |
|---|--|--|
| 1 | Wheels                                 | Always CB Classic Black.   |
| 2 | End Panels, Floor, Base, Base of Table | Any Base and Accent Colors (Table 4) on page GEN 5 we offer.   |
| 3 | Side Panels & Table Top                | Any Base and Accent Colors (Table 4) on page GEN 5 we offer.   |
| 4 | 2 Seats & Seat Bases                   | Any vinyl colors (Table 5) on page GEN 5 we offer. Any Base and Accent Colors (Table 4) on page GEN 5 we offer. <a href="http://www.brodartfurniture.com/see2023price/see2023price">http://www.brodartfurniture.com/see2023price/see2023price</a> for any upcharges. |

**QXRCABLAMS**

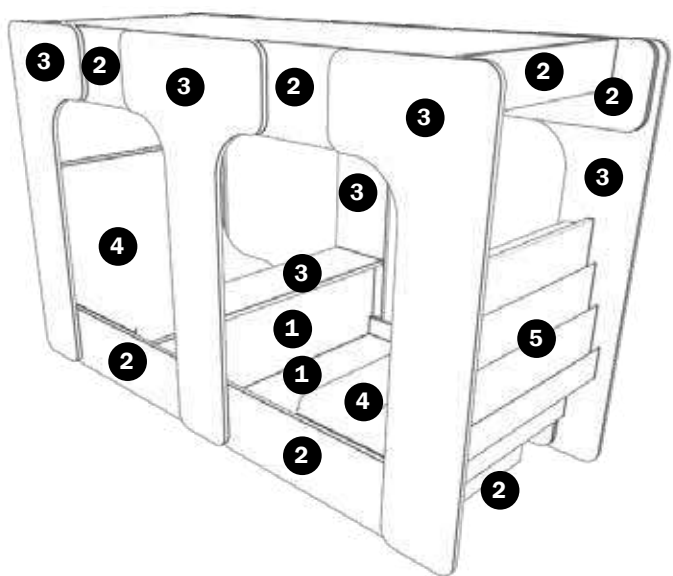


Number	Description	Option with Color Number
--------	-------------	--------------------------

**Reading Cabin (See page QUX 39 of our 2023 Price List)**

- |   |                                      |   |
|---|--------------------------------------|---|
| 1 | Floor & Inside shelf                 | Always Black. Floor (marmoleum).<br>Inside Shelf (R35000111 Classic Black/CB Classic Black).  |
| 2 | Main Body, Base & Inside Front Panel | Any Base and Accent Colors (Table 4) on page GEN 5 we offer.  |
| 3 | "L" shaped Overlays                  | Any Base and Accent Colors (Table 4) on page GEN 5 we offer.  |
| 4 | Seat & Seat Base                     | Any vinyl colors (Table 5) on page GEN 5 we offer.<br>Any Base and Accent Colors (Table 4) on page GEN 5 we offer.<br><a href="http://www.brodartfurniture.com/">http://www.brodartfurniture.com/</a><br>see 2023 price list for any upcharges. |
| 5 | Outside Metal Shelves (Both sides)   | Any Metal Powder-Coat (Table 3) on page GEN 5 we offer.<br>Select colors will have \$500.00 net upcharge.   |

**QXRCNTLAMS**



**Reading Center (See page QUX 39 of our 2023 Price List)**

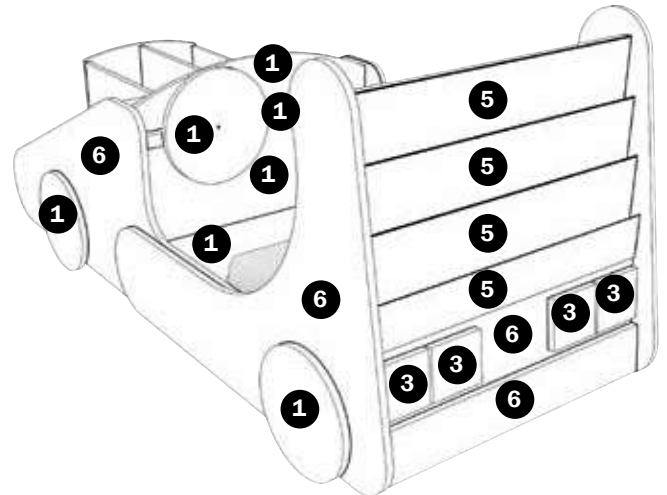
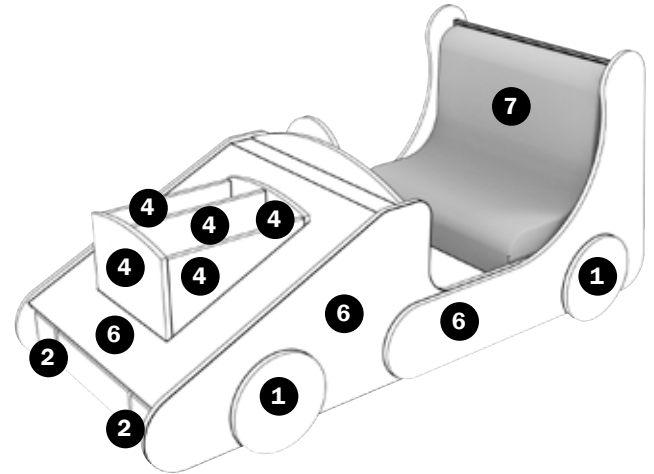
- |   |                                     |  |
|---|-------------------------------------|--|
| 1 | Floor & Sides of Table              | Always Black. Floor and Sides of Table (marmoleum).  |
| 2 | Main Body & Base                    | Any Base and Accent Colors (Table 4) on page GEN 5 we offer.   |
| 3 | "L" & "T" shaped Overlays, Tabletop | Any Base and Accent Colors (Table 4) on page GEN 5 we offer.   |
| 4 | 2 Seats & Seat Base                 | Any vinyl colors (Table 5) on page GEN 5 we offer. Any Base and Accent Colors (Table 4) on page GEN 5 we offer.<br><a href="http://www.brodartfurniture.com/">http://www.brodartfurniture.com/</a><br>see 2023 price list for any upcharges. |
| 5 | Outside Metal Shelves (Both sides)  | Any Metal Powder-Coat (Table 3) on page GEN 5 we offer.<br>Select colors will have \$500.00 net upcharge.  |

Number	Description	Option with Color Number
--------	-------------	--------------------------

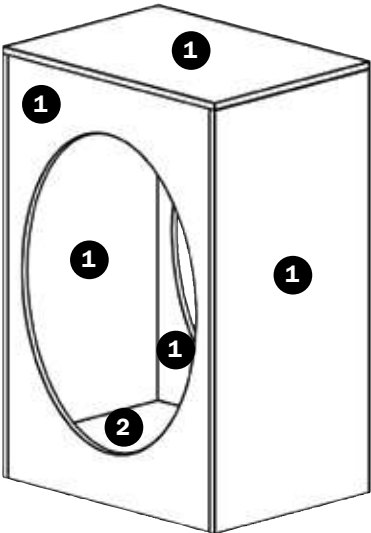
**Book Racer (See page QUX 37 of our 2023 Price List)**

**QXBRACLAMS**

- |   |   |   |
|---|---|---|
| 1 | Floor & Inside Shelf,<br>Steering Wheel,<br>Dashboard, & Wheels | Always Black. Floor (marmoleum).<br>Inside Shelf (R35000111 Classic Black/CB Classic Black).<br>Steering Wheel, Dashboard, and Wheels (CB Classic Black).   |
| 2 | Front Lights  | Yellow (1485 CY Chrome Yellow).   |
| 3 | Back Tail Lights  | Orange (OG Orange Grove Grove).   |
| 4 | Hood Scoop &<br>Dividers  | Gray (CG Canadian Gray).  |
| 5 | Shelves   | Any Metal Powder-Coat (Table 3) on page GEN 5 we offer.<br>Select colors will have \$500.00 net upcharge.   |
| 6 | Hood, Side Panels,<br>& Back Panels                             | Any Base and Accent Colors (Table 4) on page GEN 5 we offer.  |
| 7 | Seat & Seat Base  | Any vinyl colors (Table 5) on page GEN 5 we offer. Any Base<br>and Accent Colors (Table 4) on page GEN 5 we offer.<br><a href="http://www.brodartfurniture.com/see 2023 price list">http://www.brodartfurniture.com/see 2023 price list</a><br>for any upcharges. |



QXRBX48LAMS



Number	Description	Option with Color
<b><u>Reading Box</u></b>		
<b><u>See page QUX 39 of our 2023 Price List</u></b>		
1	2 Side Panels, Top Panel, Bottom Panel, Front & Back Panel	Any Base and Accent Colors (Table 4) on page GEN 5 we offer.
2	Inside Cushion	Any vinyl colors (Table 5) on page GEN 5 we offer. Any Base and Accent Colors (Table 4) on page GEN 5 we offer. <a href="http://www.brodartfurniture.com/see 2023 price list for any upcharges">http://www.brodartfurniture.com/see 2023 price list for any upcharges.</a>

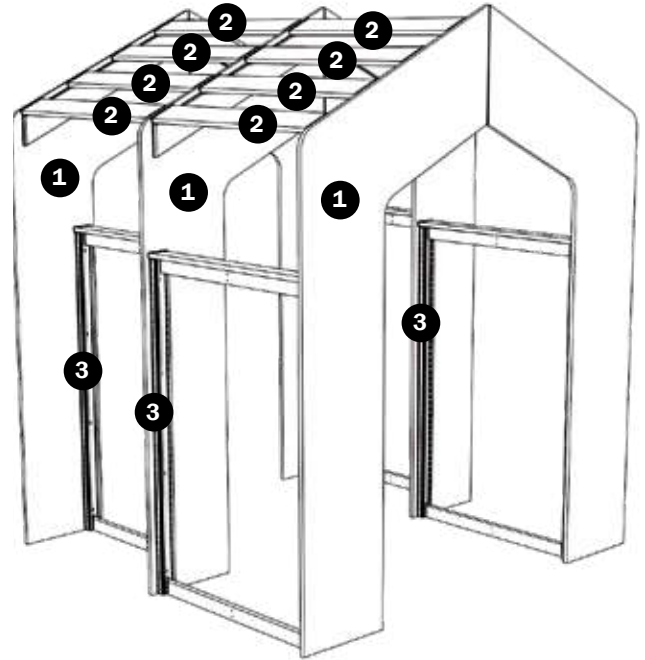
Number	Description	Option with Color Number
--------	-------------	--------------------------

**Reading Lodge (Bare Version)**

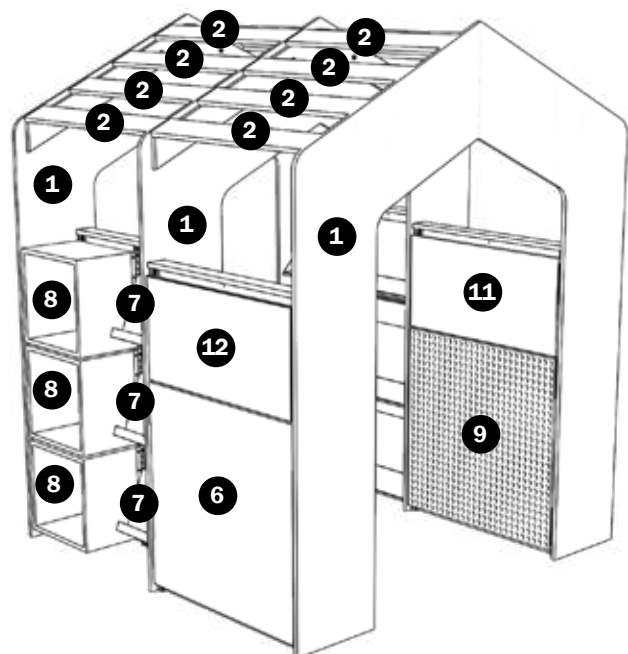
See page QUX 40 of our 2023 Price List

QXRLODBFLAMS

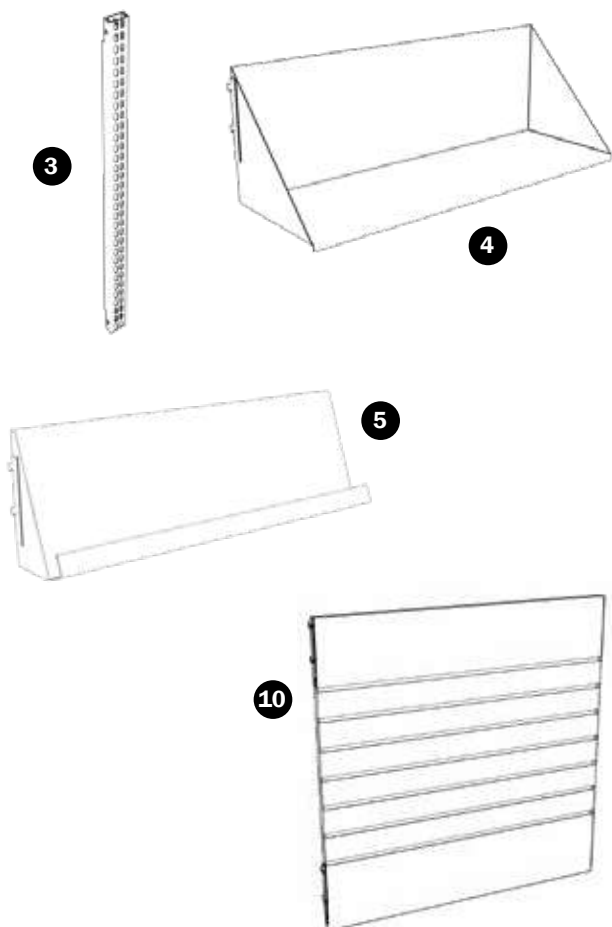
- |   |               |  |
|---|---------------|--|
| 1 | 3 Arch Panels | Any Base and Accent Colors (Table 4) on page GEN 5 we offer. |
| 2 | Roof Slats    | Any Base and Accent Colors (Table 4) on page GEN 5 we offer. |
| 3 | Frames        | Any Metal Powder-Coat (Table 3) on page GEN 5 we offer.      |



**QXRLODWOSLAMS**



Not shown in above image:



Number	Description	Option with Color Number
--------	-------------	--------------------------

**Reading Lodge (Without Seats Version)**

**See page QUX 41 of our 2023 Price List**

1	3 Arch Panels	Any Base and Accent Colors (Table 4) on page GEN 5 we offer.
2	Roof Slats	Any Base and Accent Colors (Table 4) on page GEN 5 we offer.
3	Frames	Any Metal Powder-Coat (Table 3) on page GEN 5 we offer.
<b>Includes:</b>		
4	(6) Full Width Metal Storage Shelves	Any Metal Powder-Coat (Table 3) on page GEN 5 we offer.
5	(3) Full Width Metal Display Shelves	Any Metal Powder-Coat (Table 3) on page GEN 5 we offer.
6	(2) 2 Box Height Whiteboards	
7	(3) Half Width Metal Display Shelves	Any Metal Powder-Coat (Table 3) on page GEN 5 we offer.
8	(3) Showcase Boxes	Any Base and Accent Colors (Table 4) on page GEN 5 we offer.
9	(1) 2 Box Height Activity Panel	Any Activity Panel Colors (Table 7) on page GEN 6 we offer.
10	(1) 2 Box Height Slatwall Panel	Any Base and Accent Colors (Table 4) on page GEN 5 we offer.
11	(2) 1 Box Height Solid Panels	Any Metal Powder-Coat (Table 3) on page GEN 5 we offer.
12	(2) 1 Box Height Tackboard Panels	Any (15) Tackboard Panel Colors (Table 9) on page GEN 6 we offer.

Number Description Option with Color Number

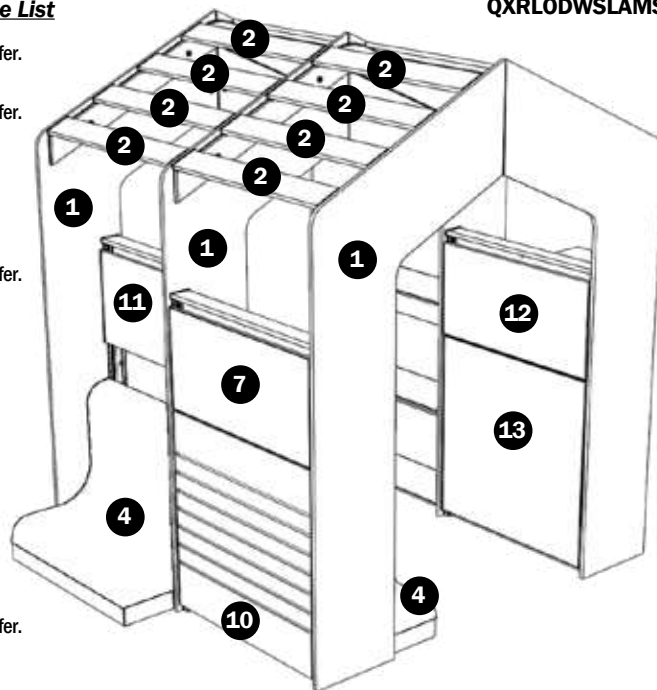
**Reading Lodge (With Seats Version) - See page QUX 42 of our 2023 Price List**

QXRLODWSLAMS

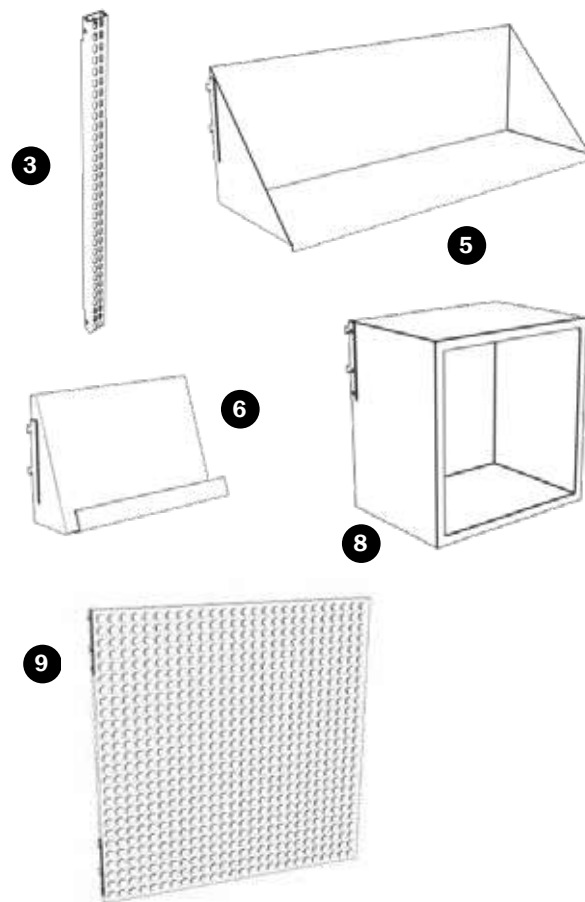
- |                  |                      |   |
|------------------|----------------------|---|
| 1                | 3 Arch Panels        | Any Base and Accent Colors (Table 4) on page GEN 5 we offer.  |
| 2                | Roof Slats           | Any Base and Accent Colors (Table 4) on page GEN 5 we offer.  |
| 3                | Frames               | Any Metal Powder-Coat (Table 3) on page GEN 5 we offer.   |
| <b>Includes:</b> |                      |   |
| 4                | 2 Seats & Seat Bases | Any vinyl colors (Table 5) on page GEN 5 we offer.<br>Any Base and Accent Colors (Table 4) on page GEN 5 we offer.<br><a href="http://www.brodartfurniture.com/">http://www.brodartfurniture.com/</a><br>see 2023 price list for any upcharges. |

- |   |                                      |  |
|---|--------------------------------------|--|
| 5 | (3) Full Width Metal Storage Shelves | Any Metal Powder-Coat (Table 3) on page GEN 5 we offer.      |
| 6 | (3) Half Width Metal Display Shelves | Any Metal Powder-Coat (Table 3) on page GEN 5 we offer.      |
| 7 | (2) 1 Box Height Whiteboards         |  |
| 8 | (3) Showcase Boxes                   | Any Base and Accent Colors (Table 4) on page GEN 5 we offer. |
| 9 | (1) 2 Box Height Activity Panel      | Any Activity Panel Colors (Table 7) on page GEN 6 we offer.  |

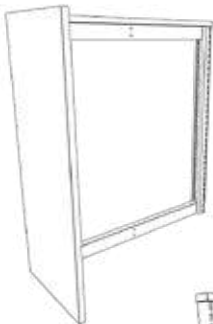
- |    |                                   |  |
|----|-----------------------------------|--|
| 10 | (1) 2 Box Height Slatwall Panel   | Any Base and Accent Colors (Table 4) on page GEN 5 we offer. |
| 11 | (2) 1 Box Height Solid Panels     | Any Metal Powder-Coat (Table 3) on page GEN 5 we offer.      |
| 12 | (2) 1 Box Height Tackboard Panels | Any Tackboard Panel Colors (Table 9) on page GEN 6 we offer. |
| 13 | (2) 2 Box Height Whiteboards      |  |




Not shown in above image:



Quarx Shelving Units Capacity Guide		
	Full Width Frame	Half Width Frame
33"H	3 Shelves or 4 Boxes	3 Shelves or 2 Boxes
48"H	4 Shelves or 6 Boxes	3 Shelves or 3 Boxes
63"H	5 Shelves or 8 Boxes	3 Shelves or 4 Boxes

	Catalog No.	H x W x D	Wt. (lbs.)	Price
 <p>Single-Faced, Full Width Frame</p> <p>Starter with Left End Panel</p> <p>Starter with Right End Panel</p>	<b><u>Starter with Left End Panel</u></b>			
	QXFWFSSL33LAMS	33" x 31-1/4" x 13-1/4"	22	\$483
	QXFWFSSL48LAMS	48" x 31-1/4" x 13-1/4"	32	\$532
	QXFWFSSL63LAMS	63" x 31-1/4" x 13-1/4"	42	\$595
	<b><u>Starter with Right End Panel</u></b>			
	QXFWFSSR33LAMS	33" x 31-1/4" x 13-1/4"	22	\$483
	QXFWFSSR48LAMS	48" x 31-1/4" x 13-1/4"	32	\$532
	QXFWFSSR63LAMS	63" x 31-1/4" x 13-1/4"	42	\$595
	<b><u>Adder with Intermediate Panel</u></b>			
	QXFWFSA33LAMS	33" x 31-1/4" x 13-1/4"	22	\$483
	QXFWFSA48LAMS	48" x 31-1/4" x 13-1/4"	32	\$532
	QXFWFSA63LAMS	63" x 31-1/4" x 13-1/4"	42	\$595

 <p>Single-Faced, Half Width Frame</p> <p>Starter with Left End Panel</p> <p>Starter with Right End Panel</p>	<b><u>Starter with Left End Panel</u></b>			
	QXHWFSSL33LAMS	33" x 16-1/16" x 13-1/4"	17	\$410
	QXHWFSSL48LAMS	48" x 16-1/16" x 13-1/4"	27	\$452
	QXHWFSSL63LAMS	63" x 16-1/16" x 13-1/4"	37	\$506
	<b><u>Starter with Right End Panel</u></b>			
	QXHWFSSR33LAMS	33" x 16-1/16" x 13-1/4"	17	\$410
	QXHWFSSR48LAMS	48" x 16-1/16" x 13-1/4"	27	\$452
	QXHWFSSR63LAMS	63" x 16-1/16" x 13-1/4"	37	\$506
	<b><u>Adder with Intermediate Panel</u></b>			
	QXHWFSA33LAMS	33" x 16-1/16" x 13-1/4"	17	\$410
	QXHWFSA48LAMS	48" x 16-1/16" x 13-1/4"	27	\$452
	QXHWFSA63LAMS	63" x 16-1/16" x 13-1/4"	37	\$506

Please specify Metal Color (Table 3) and Laminate (Table 4). Details can be found on page GEN 4 and GEN 5.



	Quarx Shelving Units Capacity Guide	
	Full Width Frame	Half Width Frame
33"H	3 Shelves or 4 Boxes	3 Shelves or 2 Boxes
48"H	4 Shelves or 6 Boxes	3 Shelves or 3 Boxes
63"H	5 Shelves or 8 Boxes	3 Shelves or 4 Boxes

Catalog No.	H x W x D	Wt. (lbs.)	Price
-------------	-----------	------------	-------

### **Starter with End Panel**

<b>QXFWFDS33LAMBS</b>	<b>33" x 31-1/4" x 23-1/2"</b>	<b>27</b>	<b>\$595</b>
<b>QXFWFDS48LAMBS</b>	<b>48" x 31-1/4" x 23-1/2"</b>	<b>37</b>	<b>\$678</b>
<b>QXFWFDS63LAMBS</b>	<b>63" x 31-1/4" x 23-1/2"</b>	<b>47</b>	<b>\$764</b>

### **Adder with Intermediate Panel**

<b>QXFWFDA33LAMs</b>	<b>33" x 31-1/4" x 23-1/2"</b>	<b>27</b>	<b>\$595</b>
<b>QXFWFDA48LAMs</b>	<b>48" x 31-1/4" x 23-1/2"</b>	<b>37</b>	<b>\$678</b>
<b>QXFWFDA63LAMs</b>	<b>63" x 31-1/4" x 23-1/2"</b>	<b>47</b>	<b>\$764</b>

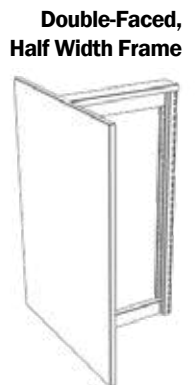


### **Starter with End Panel**

<b>QXHWFDS33LAMs</b>	33" x 16-1/16" x 23-1/2"	22	<b>\$524</b>
<b>QXHWFDS48LAMs</b>	48" x 16-1/16" x 23-1/2"	32	<b>\$599</b>
<b>QXHWFDS63LAMs</b>	63" x 16-1/16" x 23-1/2"	42	<b>\$674</b>

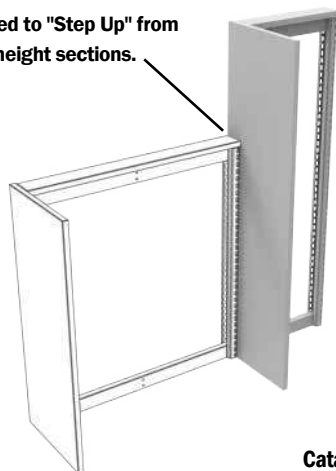
### Adder with Intermediate Panel

<b>QXHWFDA33LAMs</b>	33" x 16-1/16" x 23-1/2"	22	<b>\$524</b>
<b>QXHWFDA48LAMs</b>	48" x 16-1/16" x 23-1/2"	32	<b>\$599</b>
<b>QXHWFDA63LAMs</b>	63" x 16-1/16" x 23-1/2"	42	<b>\$674</b>





**Please specify Metal Color (Table 3) and Laminate (Table 4). Details can be found on page GEN 4 and GEN 5.**

Designed to "Step Up" from  
Lower-height sections.



Quarx Shelving Units Capacity Guide		
	Full Width Frame	Half Width Frame
33"H	3 Shelves or 4 Boxes	3 Shelves or 2 Boxes
48"H	4 Shelves or 6 Boxes	3 Shelves or 3 Boxes
63"H	5 Shelves or 8 Boxes	3 Shelves or 4 Boxes

	Catalog No.	H x W x D	Wt. (lbs.)	Price
<b>Single-Faced, Full Width Frame</b>  	<b><u>33"H to 48"H Step Up Adder (48"H Frame w/ Intermediate Panel: to "step up" from 33"H Starter)</u></b>			
	QXFWFSUP3348LAMS	48" x 31-1/4" x 13-1/4"	32	\$532
	<b><u>33"H to 63"H Step up Adder (63"H Frame w/ Intermediate Panel: to "step up" from 33"H Starter)</u></b>			
	QXFWFSUP3363LAMS	63" x 31-1/4" x 13-1/4"	42	\$595
	<b><u>48"H to 63"H Step Up Adder (63"H Frame w/ Intermediate Panel: to "step up" from 48"H Starter)</u></b>			
	QXFWFSUP4863LAMS	63" x 31-1/4" x 13-1/4"	42	\$595

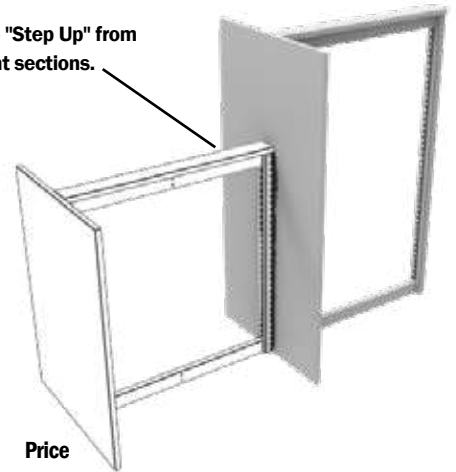
<b>Single-Faced, Half Width Frame</b>  	<b><u>33"H to 48"H Step Up Adder (48"H Frame w/ Intermediate Panel: to "step up" from 33"H Starter)</u></b>			
	QXHWFSUP3348LAMS	48" x 16-1/16" x 13-1/4"	27	\$453
	<b><u>33"H to 63"H Step up Adder (63"H Frame w/ Intermediate Panel: to "step up" from 33"H Starter)</u></b>			
	QXHWFSUP3363LAMS	63" x 16-1/16" x 13-1/4"	37	\$505
	<b><u>48"H to 63"H Step Up Adder (63"H Frame w/ Intermediate Panel: to "step up" from 48"H Starter)</u></b>			
	QXHWFSUP4863LAMS	63" x 16-1/16" x 13-1/4"	37	\$505

Please specify Metal Color (Table 3) and Laminate (Table 4). Details can be found on page GEN 4 and GEN 5.

**Quarx Shelving Units Capacity Guide**

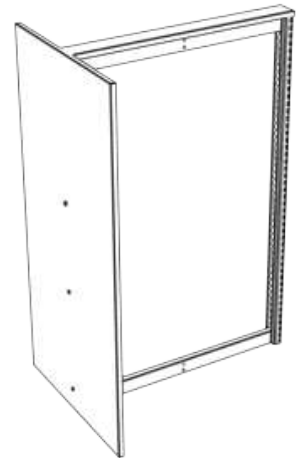
	Full Width Frame	Half Width Frame
33"H	3 Shelves or 4 Boxes	3 Shelves or 2 Boxes
48"H	4 Shelves or 6 Boxes	3 Shelves or 3 Boxes
63"H	5 Shelves or 8 Boxes	3 Shelves or 4 Boxes

Designed to "Step Up" from Lower-height sections.



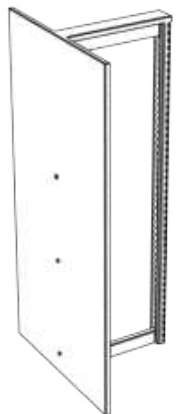
Catalog No.	H x W x D	Wt. (lbs.)	Price
<b><u>33"H to 48"H Step Up Adder (48"H Frame w/ Intermediate Panel: to "step up" from 33"H Starter)</u></b>			
QXFWFDUP3348LAMS	48" x 31-1/4" x 23-1/2"	37	\$678
<b><u>33"H to 63"H Step up Adder (63"H Frame w/ Intermediate Panel: to "step up" from 33"H Starter)</u></b>			
QXFWFDUP3363LAMS	63" x 31-1/4" x 23-1/2"	47	\$764
<b><u>48"H to 63"H Step Up Adder (63"H Frame w/ Intermediate Panel: to "step up" from 48"H Starter)</u></b>			
QXFWFDUP4863LAMS	63" x 31-1/4" x 23-1/2"	47	\$764

Double-Faced,  
Full Width Frame

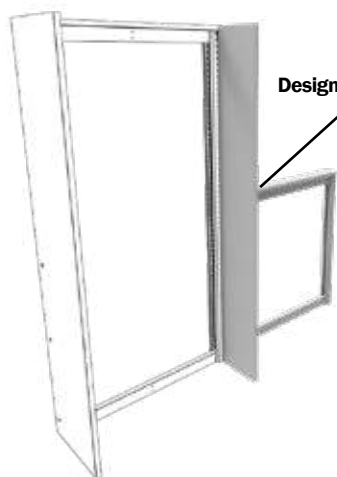


<b><u>33"H to 48"H Step Up Adder (48"H Frame w/ Intermediate Panel: to "step up" from 33"H Starter)</u></b>			
QXHWFDUP3348LAMS	48" x 16-1/16" x 23-1/2"	32	\$599
<b><u>33"H to 63"H Step up Adder (63"H Frame w/ Intermediate Panel: to "step up" from 33"H Starter)</u></b>			
QXHWFDUP3363LAMS	63" x 16-1/16" x 23-1/2"	42	\$674
<b><u>48"H to 63"H Step Up Adder (63"H Frame w/ Intermediate Panel: to "step up" from 48"H Starter)</u></b>			
QXHWFDUP4863LAMS	63" x 16-1/16" x 23-1/2"	42	\$674

Double-Faced,  
Half Width Frame



Please specify Metal Color (Table 3) and Laminate (Table 4). Details can be found on page GEN 4 and GEN 5.



Designed to "Step Down" from  
Higher-height sections.

Quarx Shelving Units Capacity Guide		
	Full Width Frame	Half Width Frame
33"H	3 Shelves or 4 Boxes	3 Shelves or 2 Boxes
48"H	4 Shelves or 6 Boxes	3 Shelves or 3 Boxes
63"H	5 Shelves or 8 Boxes	3 Shelves or 4 Boxes

**Single-Faced,  
Full Width Frame**



Catalog No.	H x W x D	Wt. (lbs.)	Price
<b><u>63"H to 48"H Step Down Adder (63"H Intermediate Panel w/ 48"H Frame: to "step down" to 48"H Adder)</u></b>			
QXFWFSDN6348LAMS	63" x 31-1/4" x 13-1/4"	40	\$554
<b><u>63"H to 33"H Step Down Adder (63"H Intermediate Panel w/ 33"H Frame: to "step down" to 33"H Adder)</u></b>			
QXFWFSDN6333LAMS	63" x 31-1/4" x 13-1/4"	38	\$498
<b><u>48"H to 33"H Step Down Adder (48"H Intermediate Panel w/ 33"H Frame: to "step down" to 33"H Adder)</u></b>			
QXFWFSDN4833LAMS	48" x 31-1/4" x 13-1/4"	30	\$479

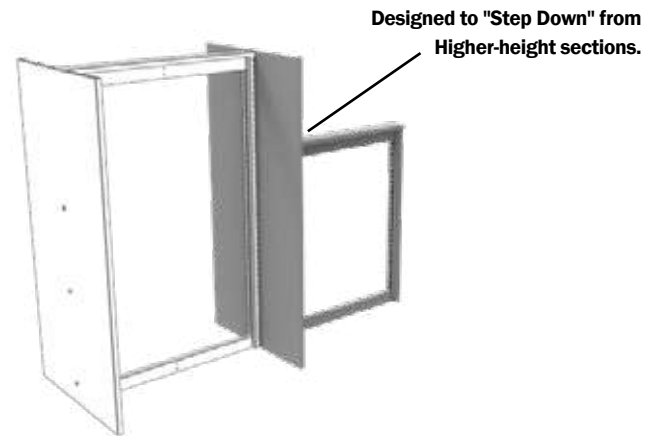
**Single-Faced,  
Half Width Frame**



<b><u>63"H to 48"H Step Down Adder (63"H Intermediate Panel w/ 48"H Frame: to "step down" to 48"H Adder)</u></b>			
QXHWFSN6348LAMS	63" x 16-1/16" x 13-1/4"	35	\$471
<b><u>63"H to 33"H Step Down Adder (63"H Intermediate Panel w/ 33"H Frame: to "step down" to 33"H Adder)</u></b>			
QXHWFSN6333LAMS	63" x 16-1/16" x 13-1/4"	33	\$423
<b><u>48"H to 33"H Step Down Adder (48"H Intermediate Panel w/ 33"H Frame: to "step down" to 33"H Adder)</u></b>			
QXHWFSN4833LAMS	48" x 16-1/16" x 13-1/4"	25	\$407

Please specify Metal Color (Table 3) and Laminate (Table 4). Details can be found on page GEN 4 and GEN 5.

Quarx Shelving Units Capacity Guide		
	Full Width Frame	Half Width Frame
33"H	3 Shelves or 4 Boxes	3 Shelves or 2 Boxes
48"H	4 Shelves or 6 Boxes	3 Shelves or 3 Boxes
63"H	5 Shelves or 8 Boxes	3 Shelves or 4 Boxes



Catalog No.	H x W x D	Wt. (lbs.)	Price	
<b><u>63"H to 48"H Step Down Adder (63"H Intermediate Panel w/ 48"H Frame: to "step down" to 48"H Adder)</u></b>				<b>Double-Faced, Full Width Frame</b>

QXFWFDDN6348LAMS	63" x 31-1/4" x 23-1/2"	45	\$752
------------------	-------------------------	----	-------

**63"H to 33"H Step Down Adder (63"H Intermediate Panel w/ 33"H Frame: to "step down" to 33"H Adder)**

QXFWFDDN6333LAMS	63" x 31-1/4" x 23-1/2"	43	\$678
------------------	-------------------------	----	-------

**48"H to 33"H Step Down Adder (48"H Intermediate Panel w/ 33"H Frame: to "step down" to 33"H Adder)**

QXFWFDDN4833LAMS	48" x 31-1/4" x 23-1/2"	35	\$644
------------------	-------------------------	----	-------



**63"H to 48"H Step Down Adder (63"H Intermediate Panel w/ 48"H Frame: to "step down" to 48"H Adder)**

QXHWFDDN6348LAMS	63" x 16-1/16" x 23-1/2"	40	\$640
------------------	--------------------------	----	-------

**63"H to 33"H Step Down Adder (63"H Intermediate Panel w/ 33"H Frame: to "step down" to 33"H Adder)**

QXHWFDDN6333LAMS	63" x 16-1/16" x 23-1/2"	38	\$576
------------------	--------------------------	----	-------

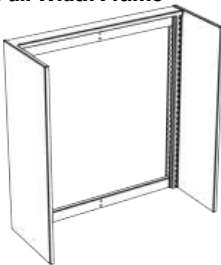
**48"H to 33"H Step Down Adder (48"H Intermediate Panel w/ 33"H Frame: to "step down" to 33"H Adder)**

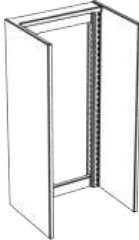
QXHWFDDN4833LAMS	48" x 16-1/16" x 23-1/2"	30	\$547
------------------	--------------------------	----	-------

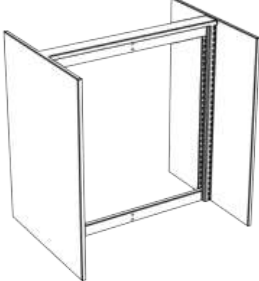
**Double-Faced,  
Half Width Frame**

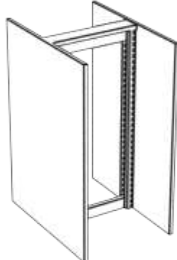


Quarx Shelving Units Capacity Guide		
	Full Width Frame	Half Width Frame
33"H	3 Shelves or 4 Boxes	3 Shelves or 2 Boxes
48"H	4 Shelves or 6 Boxes	3 Shelves or 3 Boxes
63"H	5 Shelves or 8 Boxes	3 Shelves or 4 Boxes

	Catalog No.	H x W x D	Wt. (lbs.)	Price
<b>Single-Faced, Full Width Frame</b> 	<b><u>Frame with 2 End Panels</u></b>			
	QXFWFSC33LAMS	33" x 32" x 13-1/4"	34	\$584
	QXFWFSC48LAMS	48" x 32" x 13-1/4"	44	\$644
	QXFWFSC63LAMS	63" x 32" x 13-1/4"	54	\$745

<b>Single-Faced, Half Width Frame</b> 	<b><u>Frame with 2 End Panels</u></b>			
	QXHWFSC33LAMS	33" x 16-13/16" x 13-1/4"	29	\$496
	QXHWFSC48LAMS	48" x 16-13/16" x 13-1/4"	39	\$547
	QXHWFSC63LAMS	63" x 16-13/16" x 13-1/4"	49	\$633

<b>Double-Faced, Full Width Frame</b> 	<b><u>Frame with 2 End Panels</u></b>			
	QXFWFDC33LAMS	33" x 32" x 23-1/2"	44	\$715
	QXFWFDC48LAMS	48" x 32" x 23-1/2"	54	\$820
	QXFWFDC63LAMS	63" x 32" x 23-1/2"	64	\$846

<b>Double-Faced, Half Width Frame</b> 	<b><u>Frame with 2 End Panels</u></b>			
	QXHWFDC33LAMS	33" x 16-13/16" x 23-1/2"	39	\$608
	QXHWFDC48LAMS	48" x 16-13/16" x 23-1/2"	49	\$697
	QXHWFDC63LAMS	63" x 16-13/16" x 23-1/2"	59	\$719

Please specify Metal Color (Table 3) and Laminate (Table 4). Details can be found on page GEN 4 and GEN 5.

Catalog No.	H x W x D	Wt. (lbs.)	Price
-------------	-----------	------------	-------

### **Left Finishing Panel**

QXFSL33LAMS	33" x 3/4" x 13-1/4"	8	\$120
QXFSL48LAMS	48" x 3/4" x 13-1/4"	12	\$142
QXFSL63LAMS	63" x 3/4" x 13-1/4"	16	\$180

**Single-Faced,  
Panels**



### **Right Finishing Panel**

QXFSR33LAMS	33" x 3/4" x 13-1/4"	8	\$120
QXFSR48LAMS	48" x 3/4" x 13-1/4"	12	\$142
QXFSR63LAMS	63" x 3/4" x 13-1/4"	16	\$180

### **Finishing Panel**

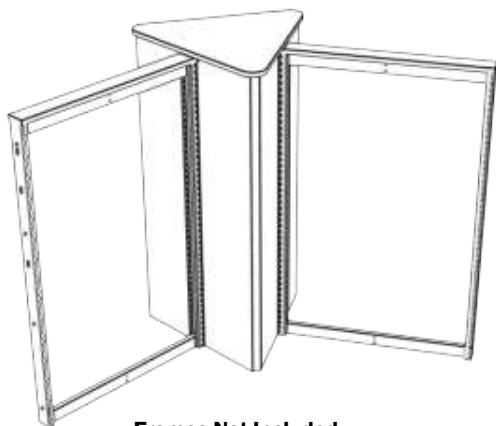
QXFD33LAMS	33" x 3/4" x 23-1/2"	16	\$157
QXFD48LAMS	48" x 3/4" x 23-1/2"	24	\$187
QXFD63LAMS	63" x 3/4" x 23-1/2"	32	\$251

**Double-Faced,  
Panels**



Please specify Laminate (Table 4). Details can be found on pages GEN4 and GEN 5.

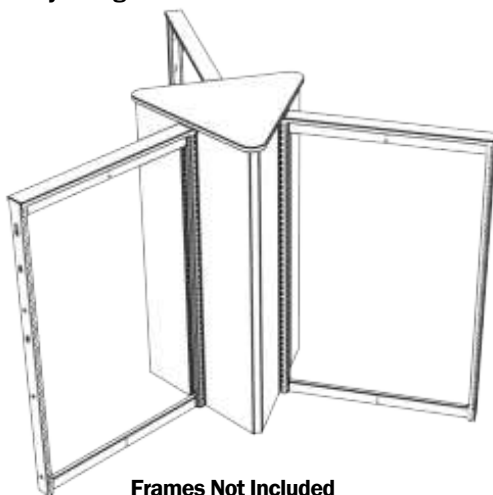
	Catalog No.	H x W x D	Wt. (lbs.)	Price
<b>2 Way Triangle</b>	<b>QX2WTR33LAMS</b>	<b>33-1/2" x 25-1/4" x 22-7/8"</b>	29	<b>\$584</b>
	<b>QX2WTR48LAMS</b>	<b>48-1/2" x 25-1/4" x 22-7/8"</b>	41	<b>\$689</b>
	<b>QX2WTR63LAMS</b>	<b>63-1/2" x 25-1/4" x 22-7/8"</b>	48	<b>\$794</b>



Frames Not Included

Note: Includes Triangle Junction only, frames are shown for clarification only.

<b>3 Way Triangle</b>	<b>QX3WTR33LAMS</b>	<b>33-1/2" x 25-1/4" x 22-7/8"</b>	29	<b>\$584</b>
	<b>QX3WTR48LAMS</b>	<b>48-1/2" x 25-1/4" x 22-7/8"</b>	41	<b>\$689</b>
	<b>QX3WTR63LAMS</b>	<b>63-1/2" x 25-1/4" x 22-7/8"</b>	48	<b>\$794</b>



Frames Not Included

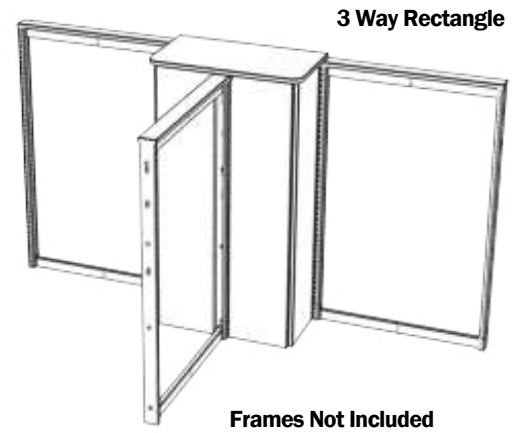
Note: Includes Triangle Junction only, frames are shown for clarification only.

Please specify Laminate (Table 4). Details can be found on page GEN 4 and GEN 5.



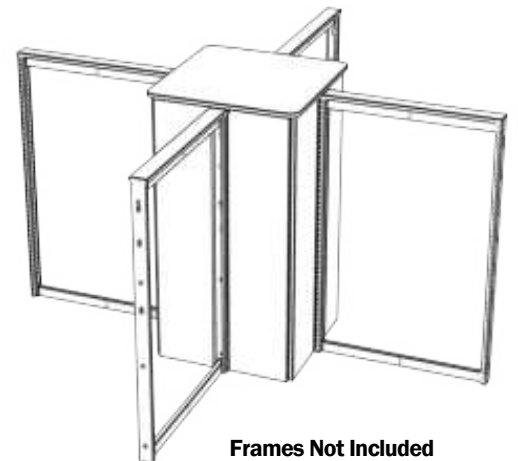
Catalog No.	H x W x D	Wt. (lbs.)	Price
<b>QX3WRE33LAMS</b>	<b>33-1/2" x 26-1/2" x 14-3/4"</b>	27	<b>\$584</b>
<b>QX3WRE48LAMS</b>	<b>48-1/2" x 26-1/2" x 14-3/4"</b>	39	<b>\$689</b>
<b>QX3WRE63LAMS</b>	<b>63-1/2" x 26-1/2" x 14-3/4"</b>	46	<b>\$794</b>

**Note:** Includes Rectangular Junction only, frames are shown for clarification only.


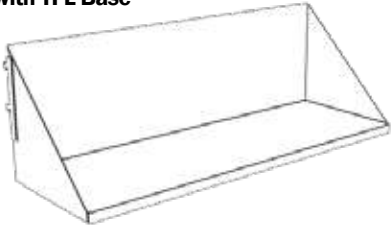
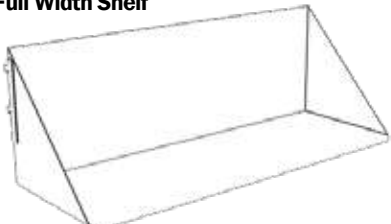
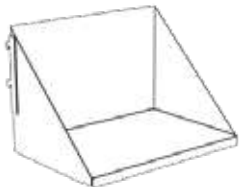
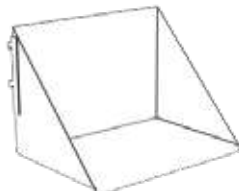


<b>QX4WSQ33LAMS</b>	<b>33-1/2" x 26-1/2" x 26-1/2"</b>	31	<b>\$689</b>
<b>QX4WSQ48LAMS</b>	<b>48-1/2" x 26-1/2" x 26-1/2"</b>	43	<b>\$850</b>
<b>QX4WSQ63LAMS</b>	<b>63-1/2" x 26-1/2" x 26-1/2"</b>	50	<b>\$1,041</b>





**Note:** Includes Rectangular Junction only, frames are shown for clarification only.



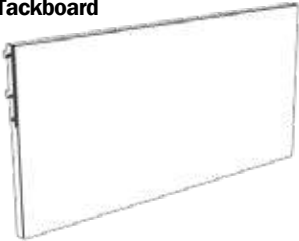
Please specify Laminate (Table 4). Details can be found on page GEN 4 and GEN 5.


	Catalog No.	H x W x D	Wt. (lbs.)	Price
<b>Center Posts</b>				
	<b><u>Center Posts</u></b>			
	QXCPOST33S	33" x 1-5/8" x 1"	5	\$142
	QXCPOST48S	48" x 1-5/8" x 1"	7	\$176
	QXCPOST63S	63" x 1-5/8" x 1"	9	\$236
<b>Full Width Shelf with TFL Base</b>				
	QXFWSLAMS	10" x 29-15/16" x 10"	11	\$214
<b>All Metal Full Width Shelf</b>				
	QXFWSMETS	10" x 29-15/16" x 10"	10	\$147
<b>Half Width Shelf with TFL Base</b>				
	QXHWSLAMS	10" x 14-3/4" x 10"	8	\$174
<b>All Metal Half Width Shelf</b>				
	QXHWSMETS	10" x 14-3/4" x 10"	7	\$121

Please specify Metal Color (Table 3) and Laminate (Table 4). Details can be found on page GEN 4 and GEN 5.

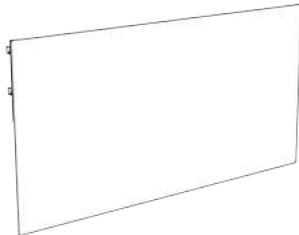
Catalog No.	H x W x D	Wt. (lbs.)	Price	
QXFWDMENTS	10" x 29-15/16" x 5-1/2"	8	\$161	<b>Full Width Display Shelf</b> 
QXHWDMETS	10" x 14-3/4" x 5-1/2"	5	\$134	<b>Half Width Display Shelf</b> 
QXDBXLAMS	14-3/4" x 14-3/4" x 10-3/8"	12	\$367	<b>Showcase Box</b> 
QXDISWALLAMS	35" x 30" x 6-1/16"	38	\$820	<b>Display Wall</b> 

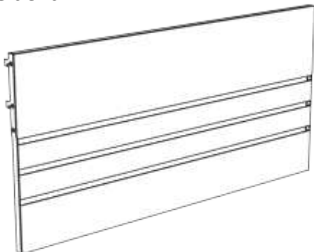
Please specify Metal Color (Table 3) and Laminate (Table 4). Details can be found on page GEN 4 and GEN 5.

	Catalog No.	H x W x D	Wt. (lbs.)	Price
	<b><u>Full Width Panel with Tackboard, 1 Box Height</u></b>			
	QXFWTP1LAMS	14-3/4" x 29-15/16" x 1"	15	\$356
	<b><u>Full Width Panel with Tackboard, 2 Box Height</u></b>			
	QXFWTP2LAMS	29-3/4" x 29-15/16" x 1"	30	\$487
Please specify Tackboard Color (Table 9). Details can be found on page GEN 6.				

	<b><u>Full Width Panel with Activity Panel, 1 Box Height</u></b>			
	QXFWAP1LAMS	14-3/4" x 29-15/16" x 1-1/16"	13	\$655
	<b><u>Full Width Panel with Activity Panel, 2 Box Height</u></b>			
	QXFWAP2LAMS	29-3/4" x 29-15/16" x 1-1/16"	25	\$1,123
Please specify Activity Panel Color (Table 7). Details can be found on page GEN 6.				

	<b><u>Full Width Panel with Whiteboard, 1 Box Height</u></b>			
	QXFWWP1LAMS	14-3/4" x 29-15/16" x 3/4"	12	\$356
	<b><u>Full Width Panel with Whiteboard, 2 Box Height</u></b>			
	QXFWWP2LAMS	29-3/4" x 29-15/16" x 3/4"	23	\$487

	<b><u>Full Width Panel with Solid Color, 1 Box Height</u></b>			
	QXFWCP1LAMS	14-3/4" x 29-15/16" x 1/8"	7	\$299
	<b><u>Full Width Panel with Solid Color, 2 Box Height</u></b>			
	QXFWCP2LAMS	29-3/4" x 29-15/16" x 1/8"	15	\$393
Please specify Metal Color (Table 3). Details can be found on page GEN 5.				

	<b><u>Full Width Panel with Slatwall, 1 Box Height</u></b>			
	QXFWSP1LAMS	14-3/4" x 29-15/16" x 3/4"	13	\$356
	<b><u>Full Width Panel with Slatwall, 2 Box Height</u></b>			
	QXFWSP2LAMS	29-3/4" x 29-15/16" x 3/4"	25	\$487
Please specify Laminate (Table 4). Details can be found on page GEN 4 and GEN 5.				

Catalog No.	H x W x D	Wt. (lbs.)	Price
-------------	-----------	------------	-------

**Half Width Panel with Tackboard, 1 Box Height**

QXHWTP1LAMS	14-3/4" x 14-3/4" x 1"	8	\$231
-------------	------------------------	---	-------

**Half Width Panel with Tackboard, 2 Box Height**

QXHWTP2LAMS	29-3/4" x 14-3/4" x 1"	15	\$316
-------------	------------------------	----	-------

Please specify Tackboard Color (Table 9). Details can be found on page GEN 6.

Tackboard



**Half Width Panel with Activity Panel, 1 Box Height**


QXHWAP1LAMS	14-3/4" x 14-3/4" x 1-1/16"	7	\$426
-------------	-----------------------------	---	-------

**Half Width Panel with Activity Panel, 2 Box Height**

QXHWAP2LAMS	29-3/4" x 14-3/4" x 1-1/16"	22	\$730
-------------	-----------------------------	----	-------

Please specify Activity Panel Color (Table 7). Details can be found on page GEN 6.

Activity Panel



**Half Width Panel with Whiteboard, 1 Box Height**

QXHWWP1LAMS	14-3/4" x 14-3/4" x 3/4"	6	\$231
-------------	--------------------------	---	-------

**Half Width Panel with Whiteboard, 2 Box Height**

QXHWWP2LAMS	29-3/4" x 14-3/4" x 3/4"	12	\$316
-------------	--------------------------	----	-------

Whiteboard



**Half Width Panel with Solid Color, 1 Box Height**

QXHWCP1LAMS	14-3/4" x 14-3/4" x 1/8"	4	\$195
-------------	--------------------------	---	-------

**Half Width Panel with Solid Color, 2 Box Height**

QXHWCP2LAMS	29-3/4" x 14-3/4" x 1/8"	8	\$255
-------------	--------------------------	---	-------

Please specify Metal Color (Table 3). Details can be found on page GEN 5.

Solid Color



**Half Width Panel with Slatwall, 1 Box Height**

QXHWSP1LAMS	14-3/4" x 14-3/4" x 3/4"	7	\$231
-------------	--------------------------	---	-------

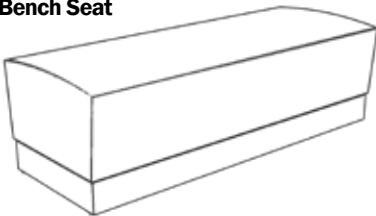
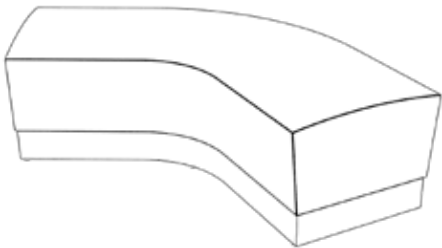
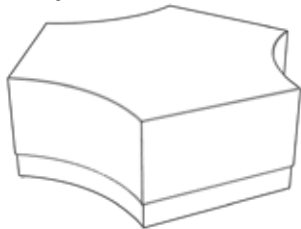

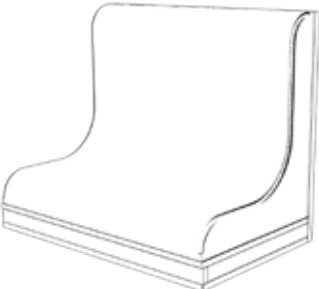
**Half Width Panel with Slatwall, 2 Box Height**

QXHWSP2LAMS	29-3/4" x 14-3/4" x 3/4"	22	\$316
-------------	--------------------------	----	-------

Please specify Laminate (Table 4). Details can be found on page GEN 4 and GEN 5.

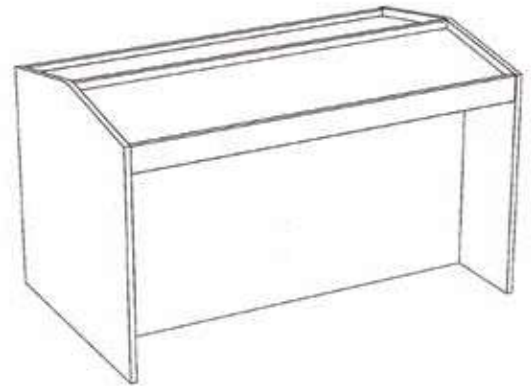
Slatwall



	Catalog No.	H x W x D	Wt. (lbs.)	Price
<b>Bench Seat</b> 	<b>QXBSEATLAMS</b>	14" x 45" x 18"	80	<b>\$1,415</b>
<b>Curved Bench Seat</b> 	<b>QXCBSEATLAMS</b>	14" x 53-3/4" x 18"	85	<b>\$1,592</b>
<b>3-Way Seat</b> 	<b>QX3WAYSEATLAMS</b>	16" x 46-1/4" x 46-1/4"	75	<b>\$2,117</b>
<b>2-Way Seat</b> 	<b>QX2WAYSEATLAMS</b>	18" x 17-29/32" x 19-1/4"	40	<b>\$938</b>
<b>Inline Seat</b> 	<b>QXINLSEATLAMS</b>	25" x 30-1/4" x 19"	65	<b>\$1,951</b>

Please specify Fabric (Table 5). Details can be found on page GEN 5.

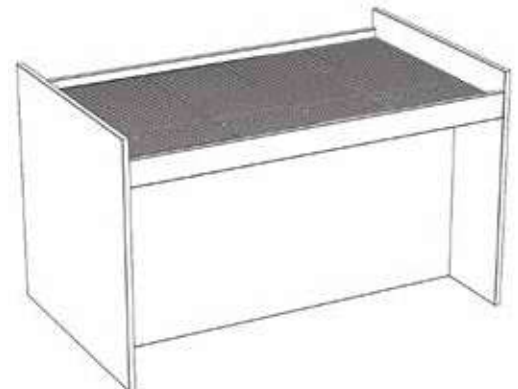
Catalog No.	H x W x D	Wt. (lbs.)	Price	
QXRDTABLELAMS	29-5/8" x 49-3/8" x 29-15/16"	130	\$2,085	Reading Table



QXSRTABLELAMS	29-5/8" x 30-3/4" x 21-25/32"	80	\$1,097	Soft Round Table
---------------	-------------------------------	----	---------	------------------



QXACTTABLELAMS	29-5/8" x 49-3/8" x 29-15/16"	130	\$2,594	Activity Table
----------------	-------------------------------	-----	---------	----------------



Please specify Laminate (Table 4) and Activity Panel Color (Table 7). Details can be found on pages GEN 4, GEN 5 and GEN 6.

	Catalog No.	H x W x D	Wt. (lbs.)	Price
--	-------------	-----------	------------	-------

Paris Display



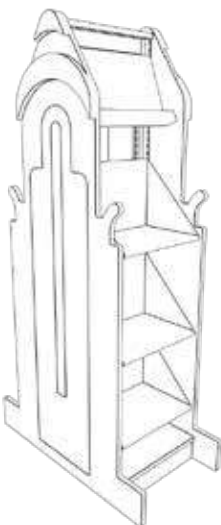
QXPARDISLAMS

63" x 38" x 18"

75

\$2,677

NYC Display



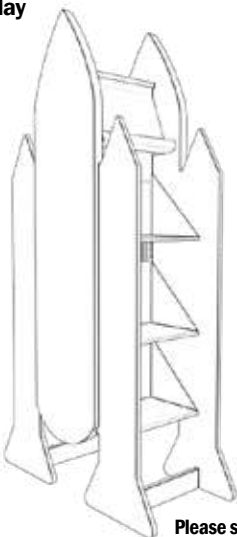
QXNYCDISLAMS

63" x 38" x 18"

80

\$2,946

Florida Display



QXFLODISLAMS

63" x 38" x 18"

75

\$3,213

Please specify Metal Color (Table 3) and Laminate (Table 4). Details can be found on pages GEN 4 and GEN 5.  
Note: See "Finishing Chart" in Quarx section of 2022 Price List and Specification pages QUX 4 and QUX 13.



Catalog No.	H x W x D	Wt. (lbs.)	Price	
<b>QXSBDISLAMS</b>	32-7/8" x 38" x 13-1/4"	55	\$1,249	<b>Mobile Single-Sided Short Book Display</b>



<b>QXTBDISLAMS</b>	47" x 36" x 13-1/4"	65	\$1,421	<b>Mobile Double-Sided Tall Book Display</b>
--------------------	---------------------	----	---------	--



<b>QXBTOWLAMS</b>	44" x 17" x 13-1/4"	32	\$916	<b>Six-Shelf Book Tower</b>
-------------------	---------------------	----	-------	-----------------------------



Please specify Laminate (Table 4). Details can be found on pages GEN 4 and GEN 5.

	Catalog No.	H x W x D	Wt. (lbs.)	Price
--	-------------	-----------	------------	-------

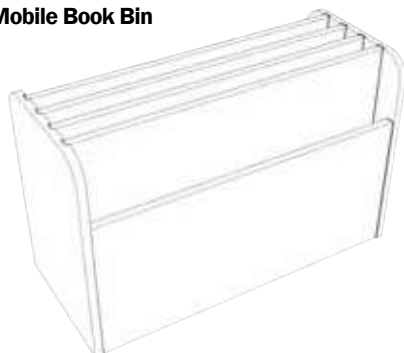
**Store-it-All  
Mobile Book Bin**

**QXBBINLAMS**

19" x 30" x 13-1/4"

30

**\$871**



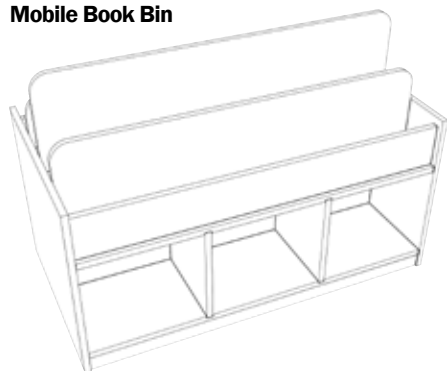
**Store-it-All Double-Sided  
Mobile Book Bin**

**QXBCARTLAMS**

30" x 44" x 23-1/2"

68

**\$2,021**



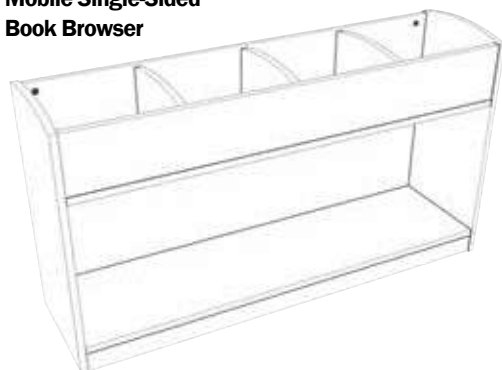
**Mobile Single-Sided  
Book Browser**

**QXBBROWLAMS**

26-1/4" x 48" x 13-1/4"

57

**\$1,249**



Please specify Laminate (Table 4). Details can be found on page GEN 4 and GEN 5.

Catalog No.	Description	H x W x D	Wt. (lbs.)	Price
-------------	-------------	-----------	------------	-------


## 48"H Single-Faced A-Frame Displays

QXAFRDSS48LAMS	S/F Starter	48" x 31-1/4" x 13-1/4"	52	\$768
QXAFRDSA48LAMS	S/F Adder	48" x 31-1/4" x 13-1/4"	52	\$768

## 63"H Single-Faced A-Frame Displays

QXAFRDSS63LAMS	S/F Starter	63" x 31-1/4" x 13-1/4"	62	\$831
QXAFRDSA63LAMS	S/F Adder	63" x 31-1/4" x 13-1/4"	62	\$831

## Single-Faced A-Frame Displays



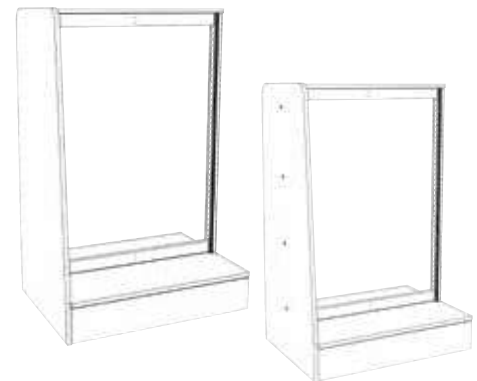
## 48"H Double-Faced A-Frame Displays

QXAFRDDS48LAMS	D/F Starter	48" x 31-1/4" x 23-1/2"	77	\$1,032
QXAFRDDA48LAMS	D/F Adder	48" x 31-1/4" x 23-1/2"	77	\$1,032

## 63"H Double-Faced A-Frame Displays

QXAFRDDS63LAMS	D/F Starter	63" x 31-1/4" x 23-1/2"	87	\$1,118
QXAFRDDA63LAMS	D/F Adder	63" x 31-1/4" x 23-1/2"	87	\$1,118

## Double-Faced A-Frame Displays



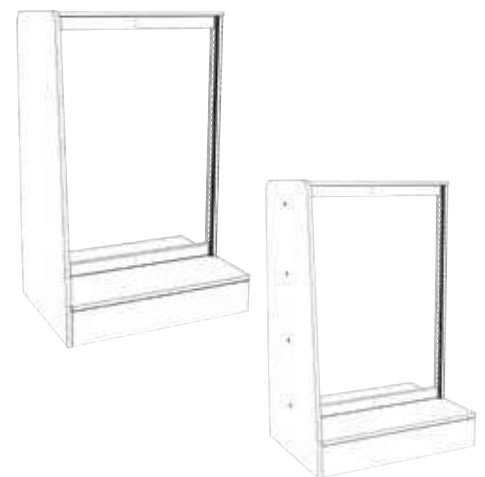
## 48"H Mobile Double-Faced A-Frame Displays

QXAFRDMS48LAMS	D/F Starter	48" x 31-1/4" x 23-1/2"	84	\$1,385
QXAFRMDA48LAMS	D/F Adder	48" x 31-1/4" x 23-1/2"	84	\$1,385




## 63"H Mobile Double-Faced A-Frame Displays

QXAFRDMS63LAMS	D/F Starter	63" x 31-1/4" x 23-1/2"	94	\$1,472
QXAFRMDA63LAMS	D/F Adder	63" x 31-1/4" x 23-1/2"	94	\$1,472

## Mobile Double-Faced A-Frame Displays



Please specify Metal Color (Table 3) and Laminate (Table 4). Details can be found on pages GEN 4 and GEN 5.

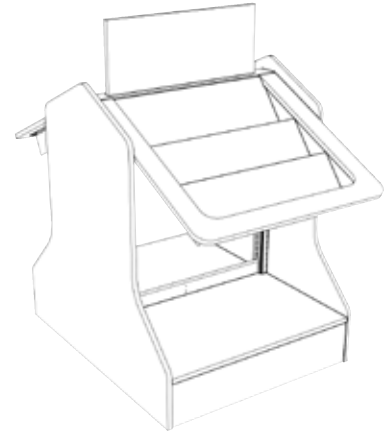
	Catalog No.	Description	H x W x D	Wt. (lbs.)	Price
<b>Single-Faced A-Frame Finishing Panels</b>  	<b><u>48"H Single-Faced A-Frame Finishing Panels</u></b>				
	QXAFRFPS48LAMS	S/F Finishing Panel	48" x 1" x 13-1/4"	12	\$143
	<b><u>63"H Single-Faced A-Frame Finishing Panels</u></b>				
	QXAFRFPS63LAMS	S/F Finishing Panel	63" x 1" x 13-1/4"	16	\$179
<b>Double-Faced A-Frame Finishing Panels</b>  	<b><u>48"H Double-Faced A-Frame Finishing Panels</u></b>				
	QXAFRFPD48LAMS	D/F Finishing Panel	48" x 1" x 23-1/2"	24	\$187
	<b><u>63"H Double-Faced A-Frame Finishing Panels</u></b>				
	QXAFRFPD63LAMS	D/F Finishing Panel	63" x 1" x 23-1/2"	32	\$251
<b>Mobile Double-Faced A-Frame Finishing Panels</b>  	<b><u>48"H Mobile Double-Faced A-Frame Finishing Panels</u></b>				
	QXAFRFPMD48LAMS	D/F Finishing Panel	47-1/2" x 1" x 23-1/2"	24	\$187
	<b><u>63"H Mobile Double-Faced A-Frame Finishing Panels</u></b>				
	QXAFRFPMD63LAMS	D/F Finishing Panel	62-1/2" x 1" x 23-1/2"	32	\$251

Please specify Metal Color (Table 3) and Laminate (Table 4). Details can be found on pages GEN 4 and GEN 5.

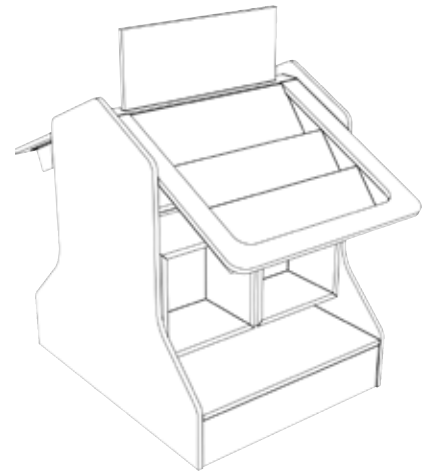
Catalog No.	Description	H x W x D	Wt. (lbs.)	Price
-------------	-------------	-----------	------------	-------

**Book Of The Day, Base Frame**

QXBOTDBFLAMS	Book Of The Day	43-3/4" x 32" x 52-3/8"	140	\$3,780
QXBOTDBFMLAMS	Mobile Book Of The Day	43-3/4" x 32" x 52-3/8"	140	\$4,016

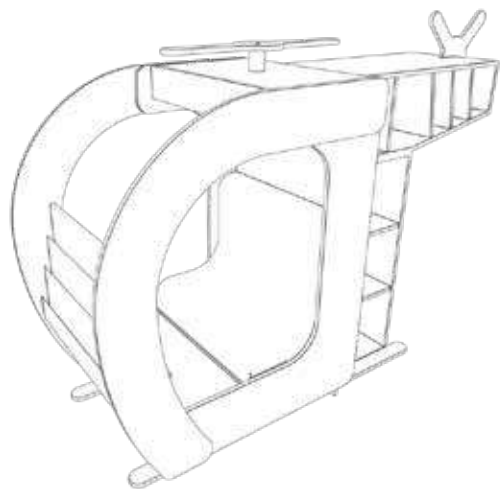
**Book Of The Day  
(Bare Frame)****Book Of The Day, Base Frame with 4 Showcase Boxes**

QXBOTDLAMS	Book Of The Day	43-3/4" x 32" x 52-3/8"	180	\$5,247
QXBOTDMLAMS	Mobile Book Of The Day	43-3/4" x 32" x 52-3/8"	180	\$5,483


**Book Of The Day  
(with 4 Showcase Boxes)**

Please specify Metal Color (Table 3) and Laminate (Table 4). Details can be found on pages GEN 4 and GEN 5.

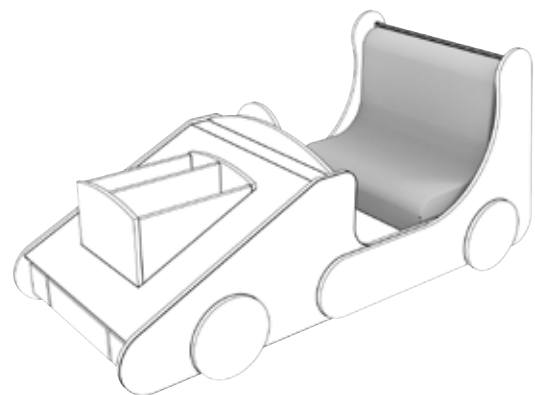
	Catalog No.	H x W x D	Wt. (lbs.)	Price
<b>Book Copter</b>	<b>QXBCOPLAMS</b>	61" x 95" x 33"	350	<b>\$10,050</b>



<b>Book Dozer</b>	<b>QXBDOZLAMS</b>	55-5/8" x 84-3/8" x 40-1/4"	350	<b>\$10,050</b>
-------------------	-------------------	-----------------------------	-----	-----------------



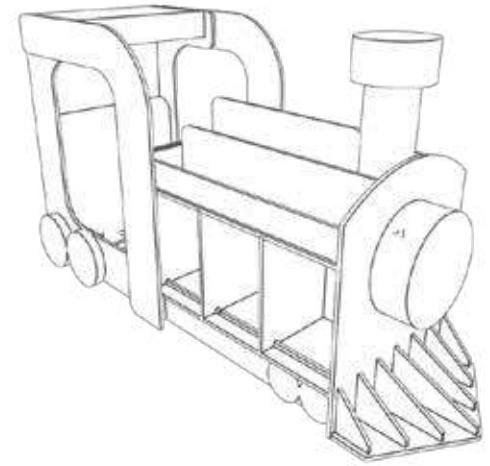
<b>Book Racer</b>	<b>QXBRACLAMS</b>	40-1/4" x 80" x 32-5/16"	300	<b>\$8,526</b>
-------------------	-------------------	--------------------------	-----	----------------



Please specify Metal Color (Table 3), Laminate (Table 4), and Vinyl Color (Table 5). Details can be found on pages GEN 4 and GEN 5.

Note: See "Finishing Chart" in Quarx section of 2022 Price List and Specification pages QUX 4 and QUX 13.

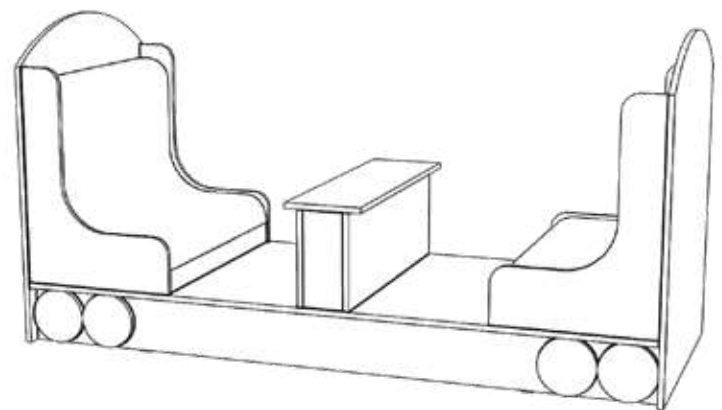
Catalog No.	H x W x D	Wt. (lbs.)	Price	
<b>QXBTRNELAMS</b>	55-5/8" x 101" x 33-5/16"	560	<b>\$10,519</b>	<b>Book Train Engine</b>



<b>QXBTRNCLAMS</b>	42-1/2" x 44" x 30-5/16"	160	<b>\$5,896</b>	<b>Book Train Car</b>
--------------------	--------------------------	-----	----------------	-----------------------



<b>QXBTRN2SCLAMS</b>	40-1/4" x 80" x 32-5/16"	250	<b>\$11,645</b>	<b>2 Seat Reading Train Car</b>
----------------------	--------------------------	-----	-----------------	---------------------------------



lease specify Laminate (Table 4) and Vinyl Color (Table 5). Details can be found on pages GEN 4 and GEN 5.  
 Note: See "Finishing Chart" in Quarx section of 2022 Price List and Specification pages QUX 4 and QUX 13.

	Catalog No.	H x W x D	Wt. (lbs.)	Price
--	-------------	-----------	------------	-------

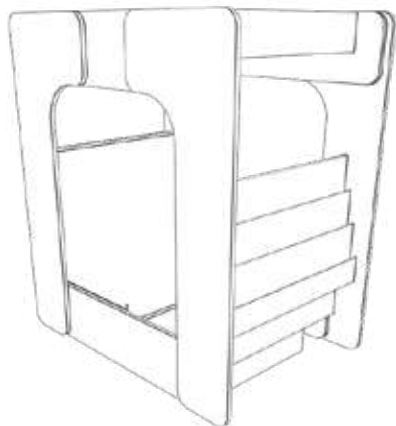
### Reading Cabin

**QXRCABLAMS**

56" x 49" x 33"

350

**\$8,308**



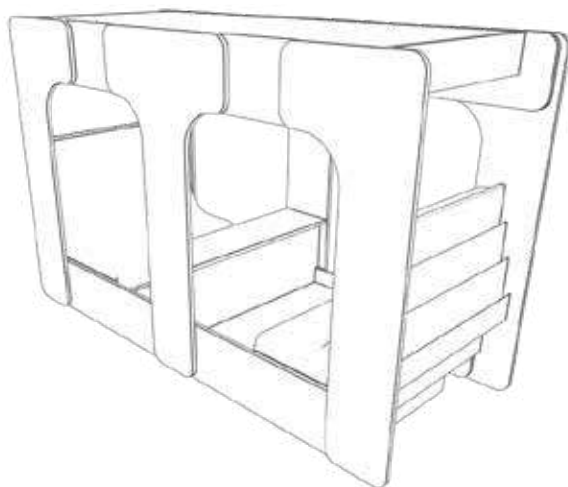
### Reading Center

**QXRCNTLAMS**

56" x 98" x 33"

650

**\$15,275**



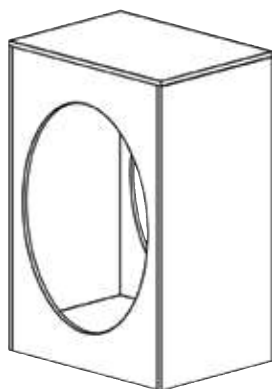
### Reading Box

**QXRBX48LAMS**

48" x 32" x 22"

87

**\$1,843**

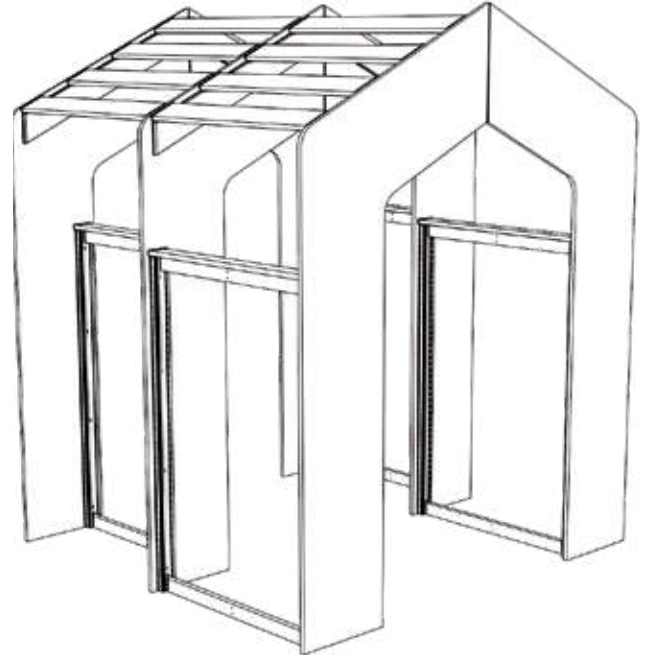


Please specify Metal Color (Table 3), Laminate (Table 4), and Vinyl Color (Table 5). Details can be found on pages GEN 4 and GEN 5.

Note: See "Finishing Chart" in Quarx section of 2022 Price List and Specification pages QUX 4 and QUX 13.

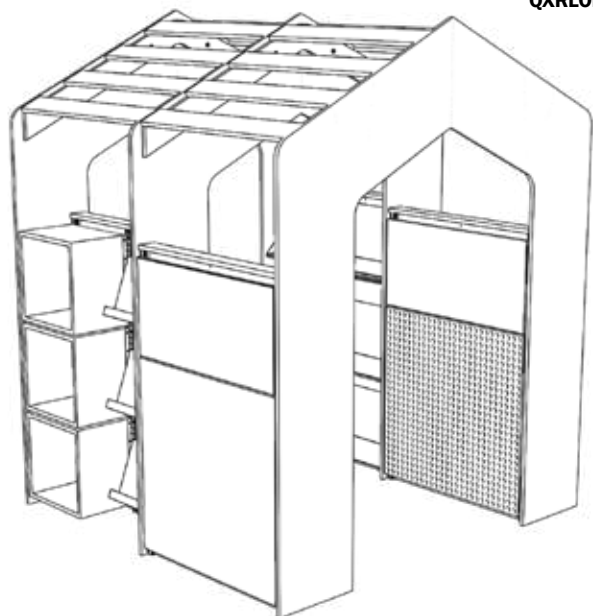


Catalog No.	Description	H x W x D	Wt. (lbs.)	Price	
<b><u>Reading Lodge (Bare Version)</u></b>					<b>Reading Lodge (Bare Version)</b>
<b>QXRLODBFLAMS</b>	Reading Lodge Includes: 3 Arch Panels Roof Slats Frames	80-3/16" x 66" x 63-1/4"	388	\$3,548	

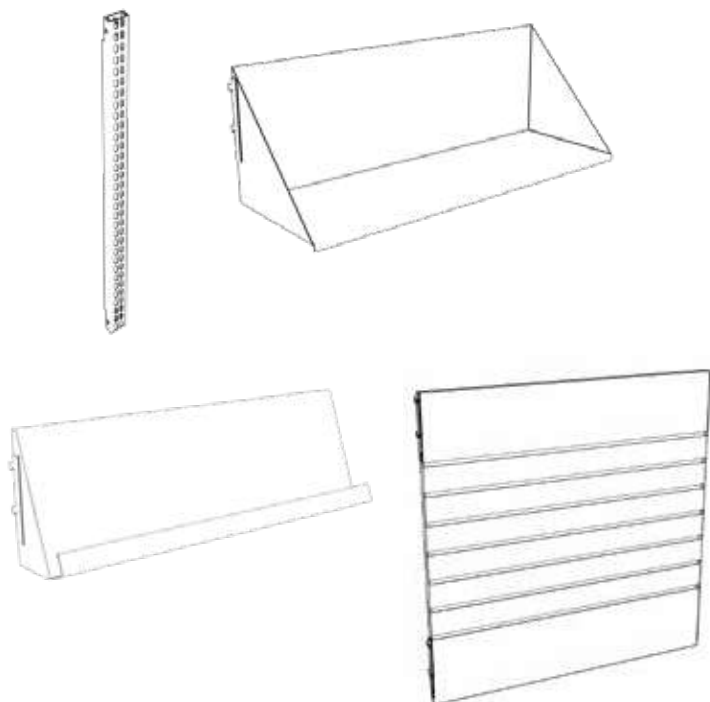


Please specify Metal Color (Table 3) and Laminate (Table 4). Details can be found on pages GEN 4 and GEN 5.  
Note: See "Finishing Chart" in Quarx section of 2022 Price List and Specification pages QUX 4 and QUX 13.

	Catalog No.	Description	H x W x D	Wt. (lbs.)	Price
<b>Reading Lodge (Without Seats Version)</b>	<b><i>Reading Lodge (Without Seats Version)</i></b>				
	<b>QXRLODWOSLAMS</b>	Reading Lodge Includes: 3 Arch Panels Roof Slats Frames (6) Full Width Metal Storage Shelves (3) Full Width Metal Display Shelves (2) 2 Box Height Whiteboards (3) Half Width Metal Display Shelves (3) Showcase Boxes (1) 2 Box Height Activity Panel (1) 2 Box Height Slatwall Panel (2) 1 Box Height Solid Panels (2) 1 Box Height Tackboard Panels	88-3/16" x 66" x 63-1/4"	663	<b>\$10,505</b>



Not shown in above image:



Please specify Metal Color (Table 3), Laminate (Table 4), Activity Panel Color (Table 7), and Tackboard Color (Table 9). Details can be found on pages GEN 4 and GEN 5.

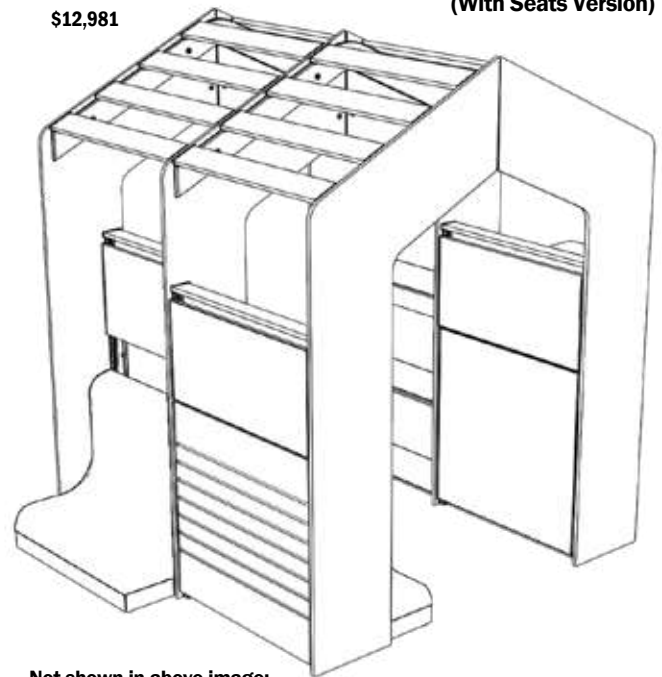
Note: See "Finishing Chart" in Quarx section of 2022 Price List and Specification pages QUX 4 and QUX 13.

Catalog No.	Description	H x W x D	Wt. (lbs.)	Price
-------------	-------------	-----------	---------------	-------

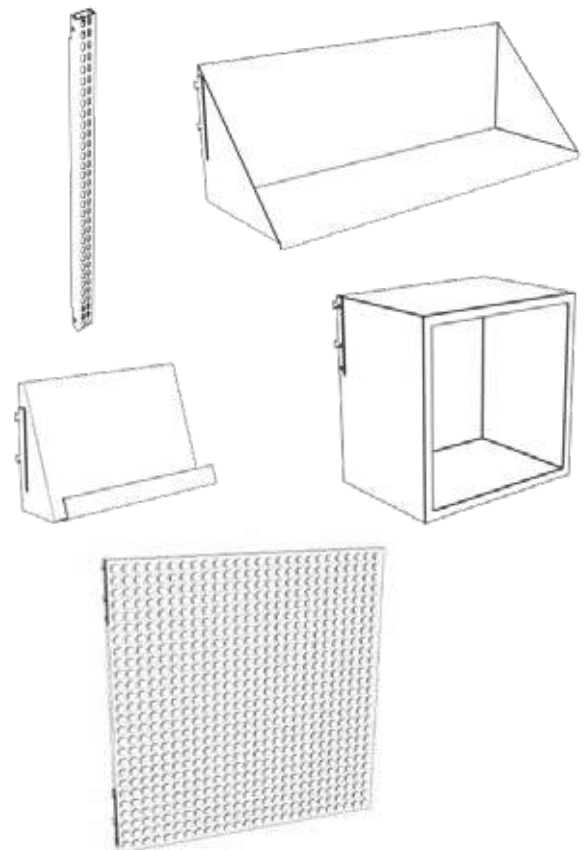
**Reading Lodge (With Seats Version)**

**Reading Lodge  
(With Seats Version)**

<b>QXRLODWSLAMS</b>	Reading Lodge Includes: 3 Arch Panels Roof Slats Frames 2 Seats and Seat Bases (3) Full Width Metal Storage Shelves (3) Half Width Metal Display Shelves (2) 1 Box Height Whiteboards (3) Showcase Boxes (1) 2 Box Height Activity Panel (1) 2 Box Height Slatwall Panel (2) 1 Box Height Solid Panels (2) 1 Box Height Tackboard Panels (2) 2 Box Height Whiteboards	88-3/16" x 66" x 63-1/4"	763	\$12,981
---------------------	--	--------------------------	-----	----------



Not shown in above image:




Please specify Metal Color (Table 3), Laminate (Table 4), Vinyl Color (Table 5), Activity Panel Color (Table 7), and Tackboard Color (Table 9). Details can be found on pages GEN 4 and GEN 5.


Note: See "Finishing Chart" in Quarx section of 2022 Price List and Specification pages QUX 4 and QUX 13.

All 48"H Mobile Units come with three adjustable storage shelves per side, per bay.

All 63"H Mobile Units come with one adjustable display shelf and three adjustable storage shelves per side, per bay.

Mobile Units can be purchased "empty," for the ability to add different accessories.

	Catalog No.	H x W x D	Wt. (lbs.)	Price
 <p>48"H Unit Shown</p>	<b><u>1 Bay Straight Unit with Shelves Included</u></b>			
	QXMDBS48LAMS	48" x 34-1/2" x 26"	130	\$2,894
	QXMDBS63LAMS	63" x 34-1/2" x 26"	170	\$3,430
	<b><u>1 Bay Straight Unit with Shelves NOT Included "Empty"</u></b>			
	QXMDEBS48LAMS	48" x 34-1/2" x 26"	70	\$2,010
	QXMDEBS63LAMS	63" x 34-1/2" x 26"	90	\$2,225

 <p>48"H Unit Shown</p>	<b><u>2 Bay Straight Unit with Shelves Included</u></b>			
	QXMDBBS48LAMS	48" x 72-3/8" x 26"	260	\$4,368
	QXMDBBS63LAMS	63" x 72-3/8" x 26"	340	\$5,038
	<b><u>2 Bay Straight Unit with Shelves NOT Included "Empty"</u></b>			
	QXMDEBBS48LAMS	48" x 72-3/8" x 26"	140	\$2,600
	QXMDEBBS63LAMS	63" x 72-3/8" x 26"	180	\$2,628

Please specify Metal Color (Table 3) and Laminate (Table 4). Details can be found on page GEN 4 and GEN 5.

All 48"H Mobile Units come with three adjustable storage shelves per side, per bay.

All 63"H Mobile Units come with one adjustable display shelf and three adjustable storage shelves per side, per bay.

Mobile Units can be purchased "empty", for the ability to add different accessories.

Catalog No.	HxWxD	Wt. (lbs.)	Price
-------------	-------	------------	-------

**2 Bay Curved Unit with Shelves Included**

QXMDBBC48LAMS	48" x 72-11/16" x 26"	260	\$5,306
QXMDBBC63LAMS	63" x 72-11/16" x 26"	340	\$6,512

**2 Bay Curved Unit with Shelves NOT Included "Empty"**

QXMDEBBC48LAMS	48" x 72-11/16" x 26"	140	\$3,537
QXMDEBBC63LAMS	63" x 72-11/16" x 26"	180	\$4,102

**2 Bay Curved Unit**



**63"H Unit Shown**

**Mobile Center Post (For use when half width accessories are selected).**

QXMCPPOST48S	40-7/16" x 1-5/8" x 1"	6	\$176
QXMCPPOST63S	55-7/16" x 1-5/8" x 1"	8	\$236

**Mobile Center Posts**



Please specify Metal Color (Table 3) and Laminate (Table 4). Details can be found on page GEN 4 and GEN 5.



# *Reprise*



## 2023 Price List and Specifications

**Brodart Co. Contract Furniture - Made in USA**

280 North Road, Clinton County Industrial Park • McElhattan, PA 17748

Toll-Free: 888-521-1884 • E-Mail: [furniture@brodart.com](mailto:furniture@brodart.com) • [www.brodartfurniture.com](http://www.brodartfurniture.com)

## General Specifications

### CONSTRUCTION

Shelving construction is modular type, utilizing thermally-fused laminate panels. Shelving units are designed with the starter and adder concept and measure 36" from center to center of the uprights. Bannister Oak, Biltmore Cherry, Classic Maple, Canadian Gray, Classic Black and Bright White are the standard finishes for Reprise shelving uprights, tops and bases. Shelves are available in Orange, Red, Plum, Island Green and Lapis Blue in addition to the colors listed previously.

### END PANELS

End panels are 1" thick thermally-fused laminate panels. All exposed vertical and top edges are banded with matching 2mm PVC edge banding. Edges are square, but eased. Vertical rows of holes are drilled near the front and rear of each panel for shelf adjustment on 32mm centers. Panels are drilled at front, rear, top, and bottom for embedding internal and external threaded bushings. Tops and bases are attached to end panels with 5/16" - 18 x 2" hex-head bolts and washers. Lag bolts or Laminate screws are not used. Clip and metal strip style shelf attachments are available if specified.

### INTERMEDIATE UPRIGHTS

Intermediate uprights are 1" thick thermally-fused laminate panels. All exposed vertical and top edges are banded with matching 2mm PVC edge banding. Edges are square, but eased. Shelf pinholes are bored on both sides of the panel but staggered so that pins can be deeply seated. Panels are drilled through at front, rear, top, and bottom for attachment of tops and bases with 5/16"-18 x 4-1/2" hex-head bolts, nuts, and washers. Clip and metal strip style shelf attachments are available if specified.

### BASE

The base front is 4"H x 3/4" thick thermally-fused laminate panel with matching 2mm PVC edge banding on top and bottom edges. A 2" x 3/4" rail is tenoned full-length to the inside of the front. Bolting cleats 1-1/4" x 1-1/4" are glued and stapled perpendicular at the ends of the rail and drilled to allow assembly bolts to pass through. A second full-length rail is glued and stapled to the rear of the bolting cleats for support and proper alignment. Bases are manufactured so the base shelf rests on the bolting cleats set behind and flush with the top of the base front.

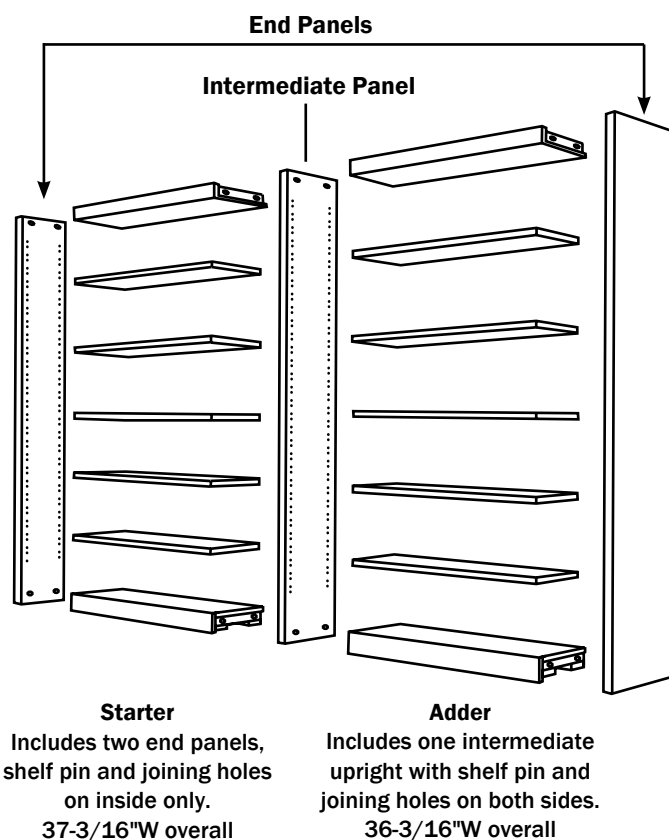
### ATTACHMENT

Four bolts are used to attach each single-faced base or top, except for 16"D single-faced units, on which six bolts are used. Eight bolts are used to attach each double-faced base or top, except for 32"D double-faced units, on which twelve bolts are used. All hardware is concealed from view after assembly. Each single-faced unit is supplied with a metal bracket, lead anchor, and screws for fastening to the wall. Double-faced ranges that do not have partitions receive two steel sway bars per range, 46-7/8" long and 5/16" square. These attach to the starter panel at both sides of the range and the adjoining intermediate panel with screws.

### BACKS AND PARTITIONS

Backs and partitions are constructed with 1/4" thick thermally-fused laminate panels.

**Note:** Backs and partitions do not function with "Book Stop" shelving. Clip and Strip shelving is available for Laminate Shelf units **ONLY** and can be ordered by changing the **RP1** prefix on the starter unit to **RP3**, and changing the **RP2** prefix on the adder unit to **RP4**. i.e.: **RP3-861-C00** or **RP4-861-C00**.





## General Specifications - Shelves & Shelving Tops

### LAMINATE SHELVES

Shelves are 3/4" thick, thermally-fused laminate, banded on front and back with matching 2mm PVC edgebanding. To ensure adequate support for heavy volumes, a 3/4" thick, 1-1/4" wide support member is attached to the back edge of the bottom of each shelf. Adjustable shelves are grooved 11/32" diameter half round on the underside to set firmly on 1" long, 5/16" diameter threaded shelf pins, cadmium-plated. Shelf depths are nominal.

### OMEGA (STEEL) SHELVES

Omega (steel) shelves are designed to fit Brodart's Reprise shelving units. These shelves are 18-gauge steel stamped with notches in the bottom edge to fit over shelf pins. The front and back edges are triple bent for strength and to eliminate sharp edges. Shelves are electrostatic powder coat painted with epoxy paint and oven cured. Shelf accepts spring-type overhead wire book support. Units are supplied with a laminate base shelf. Omega shelves are available in many standard and optional colors - please call for selection.

### OMEGA "BOOK STOP" STEEL SHELVES

Omega "Book Stop" steel shelves are designed to fit Brodart's Reprise shelving units. These shelves are 18-gauge steel stamped with notches in the bottom edge to fit over shelf pins. The front and back edges are triple bent for strength and to eliminate sharp edges. The back edge of the shelf is bent upward to form a 90° angle, 1-5/8"H above the shelf surface to function as a book stop. Shelves are electrostatic powder-coat painted with epoxy paint and oven cured. Units are supplied with a metal base shelf. Omega shelves are available in many standard and optional colors - please call for selection.

**Note:** Backs and partitions do not function with "Book Stop" shelving.

### SHELVING TOPS

Cornice tops have a 1-3/8" fascia, constructed with 3/4" thick, thermally-fused laminate panel with matching 2mm PVC edge banding. On the inside surface of the top at each end, butted to the fascia, is a solid hard Laminated bolting cleat 1-1/4" x 1-1/4" that is both glued and stapled. Bolting cleats are drilled to allow assembly bolts to pass through.

**Note:** Tops on 72"H, 82"H, and 90"H units are inverted. Continuous tops must be ordered separately.

### METAL TILT AND STORE SHELVING

Sloping display shelves have a 13"H clear display area and lift up to expose flat storage shelves via a pivot hinge. Storage space is concealed when display shelves are in normal position.

### METAL PICTURE BOOK SHELVING

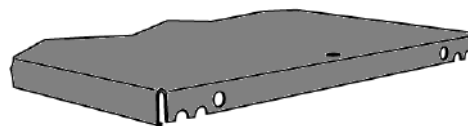
Metal Picture Book Shelves are 11"D x 7"H overall with two metal dividers per shelf. Dividers can be placed at 26 equal spaces along the width of each shelf. A steel cotter pin is provided with each divider to prevent removal.

### PERIODICAL SHELVING

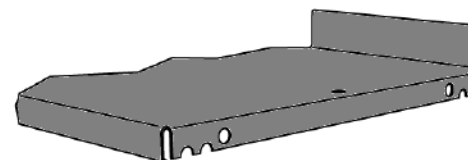
Periodical shelving can display any type of media such as CD's, videocassettes, books and magazines. The shelf can be divided with the six dividers provided with each shelf. Each sloping display shelf will have a 13-3/4"H clear display area.



Flat Laminate Shelf



Omega Flat Shelf



Omega Book Stop Shelf



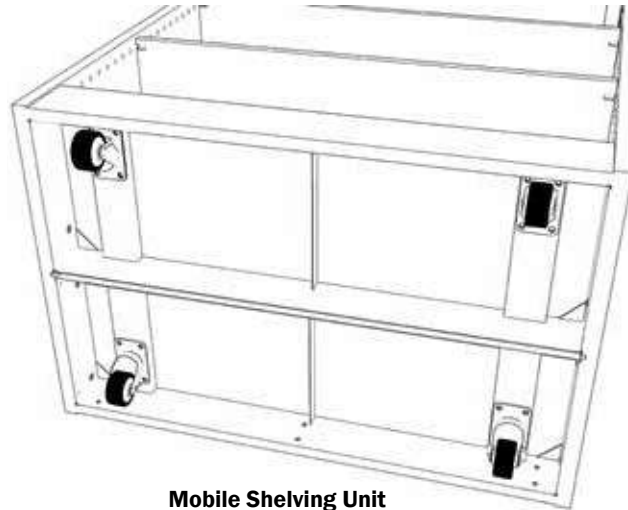
Shelving Starter/Adder  
with Continuous Top

---

## General Specifications - Mobile Units

### MOBILE SHELVING UNITS

Mobile shelving is available on 30", 36", 42", 48" and 60-1/2" units. Shelving construction is the same as the standard shelving with the exception of the base. The base assembly consists of 3-9/16"H, 14 Gauge steel, welded at the corners to form a rectangle base with four corner supports welded in each corner. Two 2-1/2" heavy-duty swivel casters are attached to 14 Gauge cross bars. Two base assemblies are used for double faced mobile units. The caster assembly is hidden within the base, giving the appearance of a standard unit. All mobile units receive partitions with the exception of Omega Book Stop units, which receive sway braces. Units are offered as starter or starter/adder only.



**Mobile Shelving Unit**