

ACCESSORIES

June 2023 Price List

AIS

PRODUCT INFORMATION

Accessories Statement of Line	4
Accessories Finish Options	7
Power Product Details	9

ACCESSORIES

Surface Mounted Power	10
Undersurface Mounted Power	13
Integrated Power	15
Electrical Accessories.	23
In-Feeds.	25
Conference and Training Power Accessories.	26
Duplex Outlets	27
Wall Mounted Tackboards and Shared Open Overhead Tackboards	28
CPU Holders	29
Monitor Arms	31
Task Lights	34
Pelican and Pencil Drawers.	35
Keyboard Arms	36
Worksurface Rails.	38
Worksurface Mounted Tool Rails	39
Paper Flow Elements	40
Credenza and Pedestal Cushions	41
Flipper Door Security Panels, Lock Cores and Keys	42
Shelf Dividers and Pedestal Extension Shrouds	42
Coat and Bag Hooks, Cable Grips and Anti-Slip Bumpers.	43
Grommet Hole Covers and Replacement Pulls.	44
Frameless Glass Alignment Kits and Ganging Bolts	44
Tri-Wheel Mobile Laminate Whiteboards/Dividers	46
Tri-Wheel Mobile Dividers with Lexan.	49
Coat Hooks	52
PET Wire Manager Product Details	53
PET Wire Managers.	54
PET Slings.	55
Suspended Caddy	56

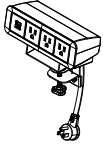
WARRANTY & TERMS AND CONDITIONS

For Warranty & Terms and Conditions please visit:

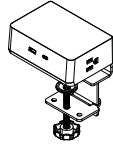
<https://aiscmsprod.blob.core.windows.net/infocenter/AISTermsWarranty.pdf>

ACCESSORIES

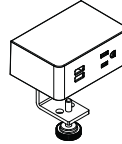
SURFACE MOUNTED POWER



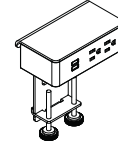
Clamp On Power



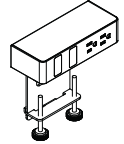
Bella 1050 Clamp



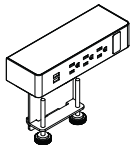
Ashley Uno Clamp



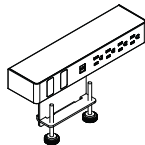
Ashley Duo Clamp



Ashley 202 Clamp



Ashley Trio Clamp



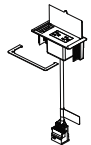
Ashley Quad Clamp



Adapt Desk Top Power Module

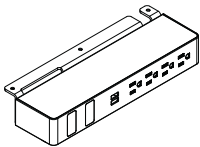


Mini Adapt Desk Top Power Module

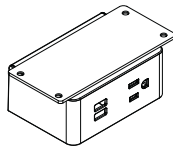


Surface Access Desk Top Power Module

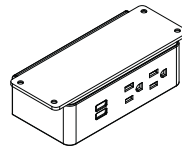
UNDER SURFACE MOUNTED POWER



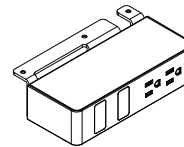
Bella 1050 Under



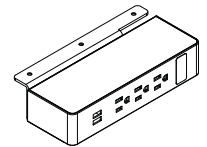
Ashley Uno Under



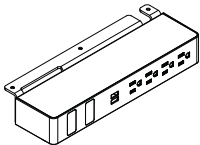
Ashley Duo Under



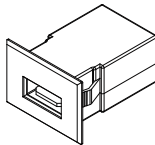
Ashley 202 Under



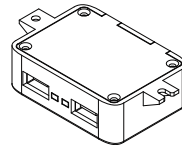
Ashley Trio Under



Ashley Quad Under

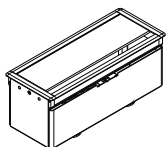


Charger Dock 110

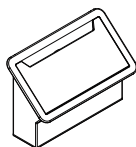


Charger Dock 120

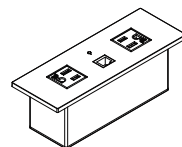
INTEGRATED POWER



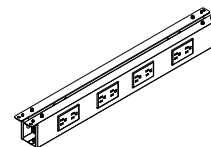
Calibrate Table Top Power Box



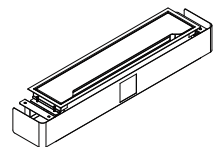
Charger Dock 650



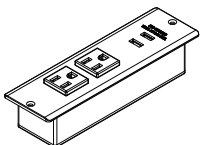
Charger Dock 1200



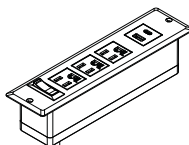
Multi-Circuit Desking Electrical Power Units



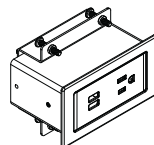
Multi-Circuit Desking Access Box



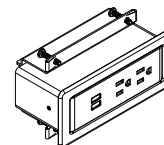
Surface Mount Power Unit - 2 Outlet



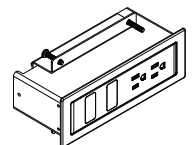
Surface Mount Power Unit - 3 Outlet



Ashley Uno Bezek



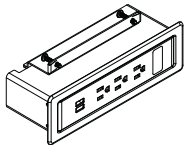
Ashley Duo Bezek



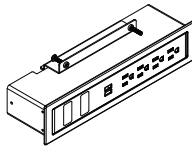
Ashley 202 Bezel

Electrical

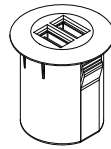
INTEGRATED POWER (CONT.)



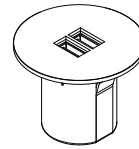
Ashley Trio Bezel



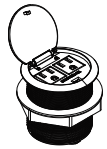
Ashley Quad Under



Charger Dock 130



Charger Dock 140



Charger Dock 200



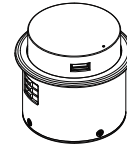
Charger Dock 201



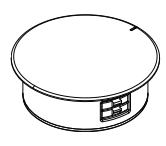
Charger Dock 270



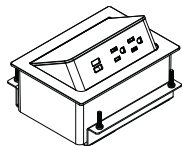
Charger Dock 271



Wireless Charger Dock 150



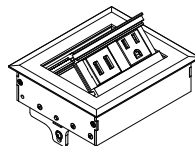
Wireless Charger Dock 950



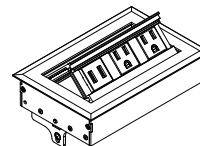
Ashley Duo Air



Pull-Up Power Dock

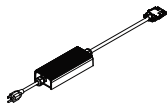


Charger Dock 701

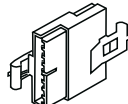


Charger Dock 702

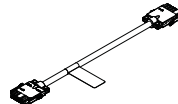
ELECTRICAL ACCESSORIES



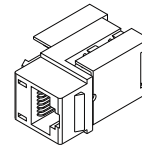
Control Box (In-Feed)



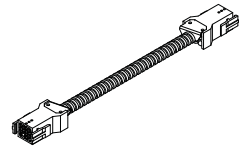
I-Connector



Jumper Cables




Keystone Data Inserts for Ashley Units



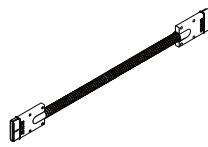
Daisy Chain Jumpers



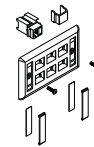
Control Box (In-Feed)



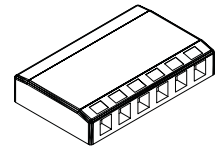
Electrical Jumpers



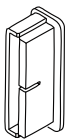
Side Mounted Base In-Feeds



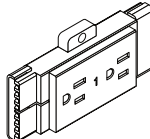
Data Plate Kit



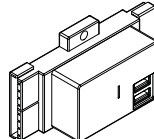
Surface Mount Data Housing Kit



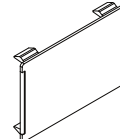
Powerway Dust Cover



Duplex Outlets



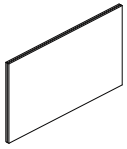
USB Outlets



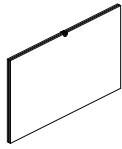
Duplex Outlet Hole Cover

Tackboards, CPU Holders, Desk Lights, Tasklights, Drawers, Monitor Arms and Keyboard Arms

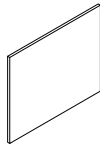
TACKBOARDS



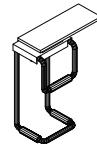
Wall Mounted Tackboard



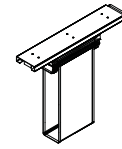
Wall Mounted Tackboard w/
Cord Groove



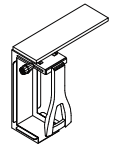
Shared Open
Overhead Tackboards



Easy Access CPU Holder



Lockable CPU Holder



Elevator CPU Holder

DESK LAMPS




Clamp Base LED
Desk Lamp

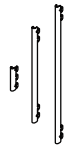


Short Arm Clamp Base LED
Desk Lamp

TASK LIGHTS

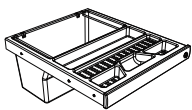


Overhead LED Task Light

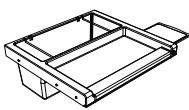


Task Light Cord Managers

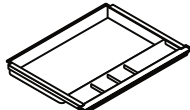
DRAWERS



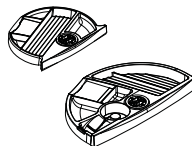
Pelican Drawer I



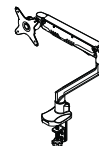
Pelican Drawer II



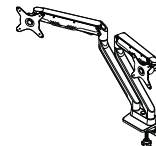
Pencil Drawer



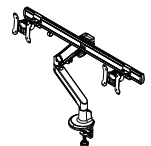
Spin-Out Drawers



Single Monitor Arm

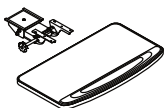


Double Monitor Arm




Dual Monitor Arms for
Shallow Dep. Worksurfaces

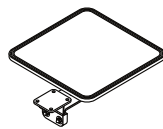
KEYBOARD ARMS




Standard Keyboard Arm




Standard Extended
Keyboard Arm




Standard Mouse Tray



V Series Keyboard Arm



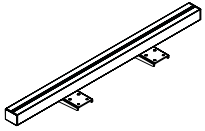
V Series Extended
Keyboard Arm



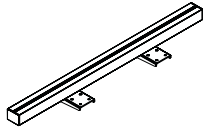
V Series Sit-Stand
Keyboard Arm

Tool Rails and Miscellaneous Accessories

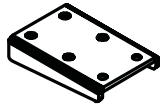
WORKSURFACE AND TOOL RAILS



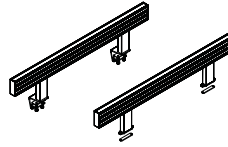
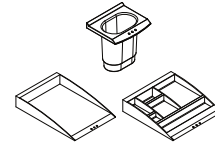
Worksurface Rail



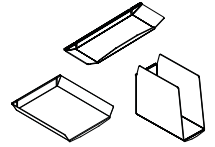
Extended Worksurface Rail



Mounting Bracket

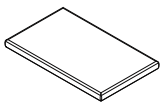
Worksurface Mounted Tool Rail
Clamp or Rail Mount

Standard Tool Bar Accessories

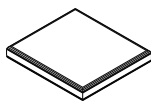


Metal Tool Bar Accessories

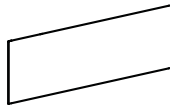
MISCELLANEOUS ACCESSORIES



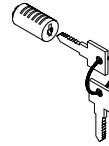
Credenza Cushions



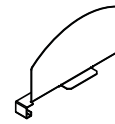
Pedestal Cushions



Flipper Door Security Panel



Lock Cores and Keys



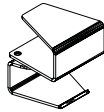
Shelf Divider



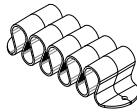
Pedestal Extension Shroud



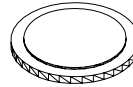
Panel Frame Coat Hook



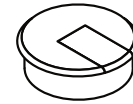
Worksurface Bag Hook



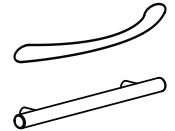
Cable Grip



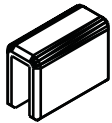

Adhesive Back Anti-Slip Bump



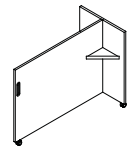
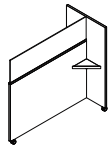
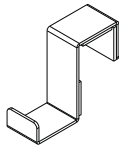
Grommet Hole Covers




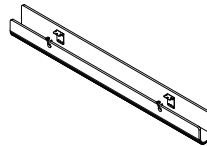
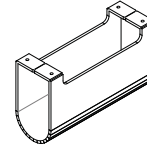
Replacement Pulls

Frameless Glass
Alignment Kits

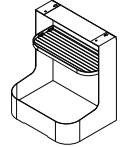
Ganging Bolts

Tri-Wheel Mobile Laminate
Whiteboards/DividersTri-Wheel Mobile Dividers
with Lexan

Coat Hooks

PET Suspended
Wire ManagerPET Flush Rear Mount
Wire Manager

PET Sling



Suspended Caddy

Fabric Options

UPHOLSTERY OPTIONS

Name	Grade
Durdle	A
Medley	A
Mirador	A
Palette	A
Terrain	A
Wellesley Polyurethane	A
Zagger	A
Beehave	B
Gem	B
Stamper	B
Blazer	D

Performance Alta™

Frock	B
Mirage	B
Prospect	B
Sway	B

CF Stinson Alliance Upholstery

Charlotte	D
Fleck	D
Lateral	D
Flanders	E
Hopsack	E
Outlander	E
Square One	E

Mayer Alliance Upholstery

Rumba	B
Fedora	C
Havana	C
Sydney	C
Channel	D
Engrave	D
Haven	D
Legacy	D

Momentum Alliance Program

Bobby	B
Grid	B
Origin	B
Odyssey	C
Tradition	C
Canter	D
Cover Cloth	D
Point	D
Beta	E
Boom II	E
Faux Felt	E

Note: All AIS alta upholstery orders will have alta application as a standard feature. Alta enables virtually any textile to withstand the rigors of real life without leaving a mark. Alta improves repellency to oil and water based stains, is easy to clean and can enhance physical properties of the fibers. The technology is permanent and imperceptible to the eye and hand. To Clean: Blot with a dry towel. If residue remains, flush with warm water. Learn more at applied-textiles.com

CREENZA CUSHION COM FABRIC REQUIREMENTS

Cushion Size	Yards*
12 x 24	1
18 x 16	1
18 x 18	1
18 x 21	1
18 x 24	2
18 x 27	2
18 x 30	2
18 x 33	2
18 x 36	2
18 x 42	2
18 x 48	2
18 x 54	2
18 x 60	2
18 x 66	3
18 x 72	3
22 x 15	1
24 x 12	1
24 x 16	2
24 x 18	2
24 x 21	2
24 x 24	2
24 x 27	2
24 x 30	2
24 x 33	2
24 x 36	2
24 x 42	2
24 x 48	2
24 x 54	2
24 x 60	2
24 x 66	3
24 x 72	3
36 x 30	3
36 x 36	3
36 x 42	3

*Fabric requirements for cushions – this assumes 54" wide usable material with no repeat.

If Fabric Has a Repeat

Repeat (inches)	If pattern runs across the roll add:
1–5	10%
6–9	15%
10–13	20%
14–20	25%
21–27	30%
28–34	35%

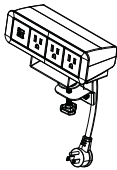
C.O.M. Fabric Policy

- Please view all pre-approved COMs here:
<https://www.ais-inc.com/resources/fabrics-and-finishes/pre-approved-coms>
- It is mandatory that you work directly with your AIS Customer Service Representative for all COM related testing and orders. They will provide all necessary forms to you, as well as work with you with regard to sending in correct yardage and where to send it, along with necessary RA# or #s. Please note an RA must be submitted along with the fabric for testing, as well as an RA created for an actual order.
- Customer Service must be advised as to the width of the fabric rolls being supplied (54"W or 60"W). Customer Service must also be advised if the fabric has a backer.
- Yardage required for the job must be calculated by an AIS Customer Service Rep.
- Once AIS has approved the COM fabric, a fabric sample needs to be marked by the dealer with "Front", "Top", and "Bottom", to be sure fabric is applied correctly. The fabric sample then needs to be attached to a COM Fabric Dealer Form and forwarded to AIS Customer Service. [The COM Fabric Dealer Form may be downloaded or printed here.](#)
- Fabrics may be discontinued or obsolete without notice.
- Contact AIS Customer Service with any questions regarding fabric availability.
- All directional fabric will be railroaded.

Surface Mounted Power

CLAMP ON POWER

Mounting Type	Model Number	List
Clamp	E-FLCP	759

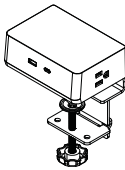


Clamp Mount

- Notes**
- Features three AC outlets for high-power devices and two USB 2.1A outlets.
 - Unit comes with a 108" cord and is available for clamp on mounting.
 - Product Dimensions: 2.21" x 6.65".
 - Available in white only.

BELLA 1050 CLAMP

Mounting Type	Model Number	List
Clamp	E-BELLA1050-STT	864

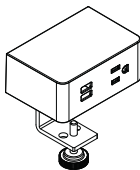


Clamp Mount

- Notes**
- Quick Charge (QC) & Power Delivery (PD) enabled
 - 2 Tamper-Resistant AC outlets
 - USB Type-A port: 5V-12V, Up to 18W; USB Type-C port: 5V-20V, Up to 45W
 - 6' power cord
 - Available in white only.

ASHLEY UNO CLAMP

Mounting Type	Model Number	List
Clamp	E-AUTCW	779

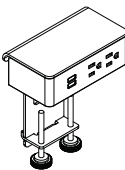


Clamp Mount

- | Specify | Notes |
|---------------------------------------|--|
| • Color (White/White or White/Silver) | <ul style="list-style-type: none">• Features one AC outlet for high-power devices and dual 2.1 amp USB charging ports.• Each USB port utilizes a Smart Device recognition Chip to monitor and deliver the required amperage to your devices.• The unit comes with a 6' cord.• Fits in standard size grommets. |

ASHLEY DUO CLAMP

Mounting Type	Model Number	List
Clamp	E-ADTCW	1,211



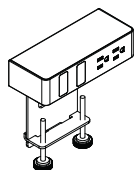
Clamp Mount

- | Specify | Notes |
|---------------------------------------|--|
| • Color (White/White or White/Silver) | <ul style="list-style-type: none">• Features two AC outlets for high-power devices and dual 2.1 amp USB ports.• Each USB port utilizes a Smart Device Recognition chip to monitor and deliver the required amperage to your devices.• Unit comes with a 72" cord option. |

Surface Mounted Power

ASHLEY 202 CLAMP

Mounting Type	Model Number	List
Clamp	E-A202TCW	995

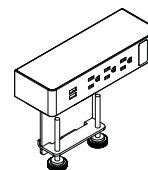


Clamp Mount

Specify	Notes
<ul style="list-style-type: none"> • Color (White/White or White/Silver) 	<ul style="list-style-type: none"> • Features two AC outlets for high-power devices and two data inserts for your choice of the included blank insert or optional HDMI, RJ-45 or VGA inserts. • The unit comes with a 72" cord.

ASHLEY TRIO CLAMP

Mounting Type	Model Number	List
Clamp	E-ATTCW	1,453

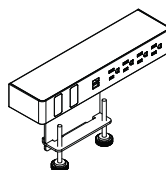


Clamp Mount

Specify	Notes
<ul style="list-style-type: none"> • Color (White/White or White/Silver) 	<ul style="list-style-type: none"> • Features three AC outlets for high-power devices, two USB ports and a data port location for optional HDMI, RJ-45, VGA or blank insert if desired. • Includes adapters for Keystone, Siemon, Ortronics Tracjack, Panduit Pan-Net & Mini-Com, Commscope Systimax & Uniprise and Belden Nordx Ez-Mdvo. • Each USB port utilizes a Smart Device Recognition Chip to monitor and independently deliver the required amperage for your devices. • Comes with a 72" cord option.

ASHLEY QUAD CLAMP

Mounting Type	Model Number	List
Clamp	E-AQTCW	1,781



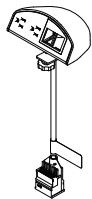
Clamp Mount

Specify	Notes
<ul style="list-style-type: none"> • Color (Black or White) 	<ul style="list-style-type: none"> • Features four AC outlets for high-power devices, dual 2.1 amp USB charging ports, and two data port locations for optional HDMI, RJ-45, VGA or blank inserts if desired. • Includes adapters for Keystone, Siemon, Ortronics Tracjack, Panduit Pan-Net & Mini-Com, Commscope Systimax & Uniprise and Belden Nordx Ez-Mdvo. • Each USB port utilizes a Smart Device Recognition Chip to monitor and independently deliver the required amperage to your devices. • Comes with a 72" cord.

Surface Mounted Power

ADAPT DESK TOP POWER MODULE

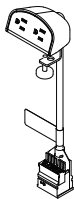
Cord Length	Type	Model Number	List
12"	Standard	E-4W1MCM	616
72"	3 Prong Plug	E-4W1MCMP	616



- Notes
- Clamps to the backside of a flat surface.
 - Power Module interface has two plugs along with a double slot data plate.
 - Standard version shown above.
 - Available in black only.

MINI ADAPT DESK TOP POWER MODULE

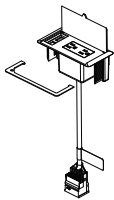
Cord Length	Type	Model Number	List
12"	Standard	E-4W1MCMM	505
72"	3 Prong Plug	E-4W1MCMMP	505



- Notes
- Clamps to the backside of a flat surface.
 - Power Module interface has two plugs.
 - Standard version shown above.
 - Available in black only.

SURFACE ACCESS DESK TOP POWER MODULE

Cord Length	Type	Model Number	List
12"	Standard	E-4W1MFM	840
72"	3 Prong Plug	E-4W1MFMP	840

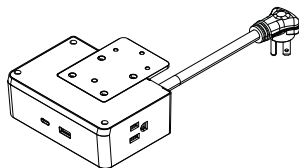


- Notes
- Module sits inside a surface cutout.
 - Power Module interface has two plugs along with a double slot data plate.
 - Specify worksurface with cutout separately.
 - Cut out dimension is 5.9"W x 2.6875"D.
 - Unit does not daisy chain.
 - Available in black only.

Undersurface Mounted Power

BELLA 1050 UNDER MOUNT

Mounting Type	Model Number	List
Under	E-BELLA1050-UT	864



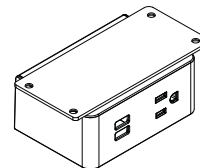
Under Mount

Notes

- Quick Charge (QC) & Power Delivery (PD) enabled
- 2 Tamper-Resistant AC outlets
- USB Type-A port: 5V-12V, Up to 18W; USB Type-C port: 5V-20V, Up to 45W
- 6' power cord
- Available in white only.

ASHLEY UNO UNDER

Mounting Type	Model Number	List
Under	E-AUUMW	779



Under Mount

Specify

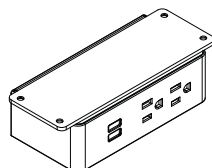
- Color (White/White or White/Silver)

Notes

- Features one AC outlet for high-power devices and dual 2.1 amp USB charging ports.
- Each USB port utilizes a Smart Device recognition Chip to monitor and deliver the required amperage to your devices.
- Available in white.
- The unit comes with a 6' cord.

ASHLEY DUO UNDER

Mounting Type	Model Number	List
Under	E-ADUMW	1,211



Under Mount

Specify

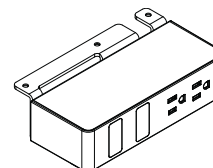
- Color (White/White or White/Silver)

Notes

- Features two AC outlets for high-power devices and dual 2.1 amp USB ports.
- Each USB port utilizes a Smart Device Recognition chip to monitor and deliver the required amperage to your devices.
- Unit comes with a 72" cord option and is available with surface, under or bezel mounting options.

ASHLEY 202 UNDER

Mounting Type	Model Number	List
Under	E-A202UMW	995



Under Mount

Specify

- Color (White/White or White/Silver)

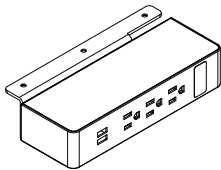
Notes

- Features two AC outlets for high-power devices and two data inserts for your choice of the included blank insert or optional HDMI, RJ-45 or VGA inserts.
- The unit comes with a 72" cord.

Undersurface Mounted Power

ASHLEY TRIO

Mounting Type	Model Number	List
Under	E-ATUMW	1,068

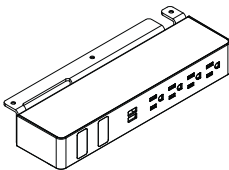


Under Mount

Specify	Notes
<ul style="list-style-type: none">• Color (White/White or White/Silver)	<ul style="list-style-type: none">• Features three AC outlets for high-power devices, two USB ports and a data port location for optional HDMI, RJ-45, VGA or blank insert if desired.• Includes adapters for Keystone, Siemon, Ortronics Tracjack, Panduit Pan-Net & Mini-Com, Commscope Systimax & Uniprise and Belden Nordx Ez-Mdvo.• Each USB port utilizes a Smart Device Recognition Chip to monitor and independently deliver the required amperage for your devices.• Comes with a 72" cord option.

ASHLEY QUAD UNDER

Mounting Type	Model Number	List
Under	E-AQUMW	1,781

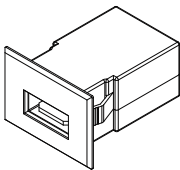


Under Mount

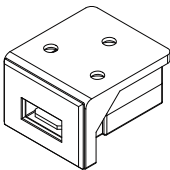
Specify	Notes
<ul style="list-style-type: none">• Color (White/White or White/Silver)	<ul style="list-style-type: none">• Features four AC outlets for high-power devices, dual 2.1 amp USB charging ports, and two data port locations for optional HDMI, RJ-45, VGA or blank inserts if desired.• Includes adapters for Keystone, Siemon, Ortronics Tracjack, Panduit Pan-Net & Mini-Com, Commscope Systimax & Uniprise and Belden Nordx Ez-Mdvo.• Each USB port utilizes a Smart Device Recognition Chip to monitor and independently deliver the required amperage to your devices.• Comes with a 72" cord.

CHARGER DOCK 110

Model Number	List
E-DOCK-110	134



Without Mounting Bracket

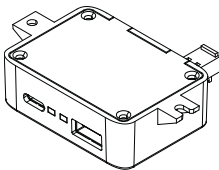


With Mounting Bracket

Notes
<ul style="list-style-type: none">• Features an internal blue LED power indicator to make USB charger easy to locate.• Included mounting bracket gives unit multiple mounting location options.• 5V DC 2.1A (10.5 watts) USB charging port when paired with power supply.• 8' input cord included.• Requires a 0.807" x 0.610" hole for flush mount installation.• Measures 0.768"H x 1.063"W x 1.260"D. Measures 0.789"H x 1.102"W x 1.181"D with mounting bracket installed.

CHARGER DOCK 120

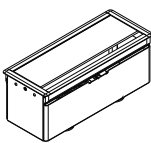
Model Number	List
E-DOCK-120	200



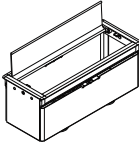
Notes
<ul style="list-style-type: none">• Includes one USB-A and one USB-C (5V DC 2.1A) .• Unit can be daisy chained, offering multiple charging locations.• Includes 5V DC 4.2A wall-plug power adapter with 8' leads.• Features two green LED lights to indicate charging in progress and also a blue LED back lighting for easy locating.• Measures 0.709"H x 2.827"W x 1.673"D.

CALIBRATE TABLE TOP POWER BOX

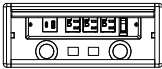
Model Number	List
E-PSBAIS	1,299



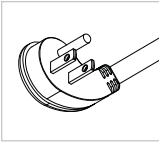
Closed



Opened



Top view

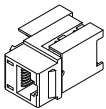


Plug

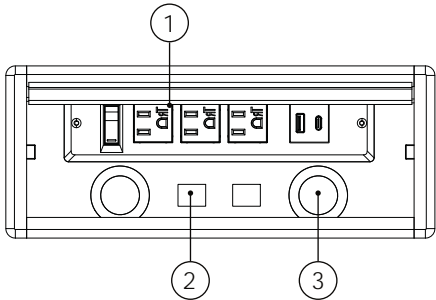
Specify	Notes
<ul style="list-style-type: none">• Finish Selection - Black, Metallic Silver, Satin White	<ul style="list-style-type: none">• Features access door with interior storage for devices with (3) 15amp Tamper Resistant Outlets, (1) USB Type-C charging port 5V 2.4A (12W), (1) USB Type-A charging port 5V 2.1A (10.5W), (2) 1-1/16 diameter pass through grommets and (2) Keystone style jack/device holes for data or HDMI jacks.• Includes 15amp overload switch with reset, surge protection.• Requires a table cut-out size of 11.58" x 4.47".• Cord length is 10 feet.• This unit can be used to match or replace standard Calibrate Conference Table power boxes.

KEYSTONE DATA INSERTS

Insert Type	Model Number	List
CAT 5e Jack	E-HRJ45-SM	123
CAT 6 Data Jack	E-HXJ6BK-SM	134
HDMI Jack	HDMI-KEY-B	199



Specify	Notes
---------	-------



Calibrate Table Top Power Box

Power Unit with (3) 15amp Tamper Resistant Outlets, (1) USB Type-A charging port: 5V 2.1A (10.5W), (1) USB Type-C charging port: 5V 2.4A (12W), (1) Overload Switch

2. (2) Holes for Keystone Adapters

3. (2) Grommet Holes - 1 1/16" Inside Diameter

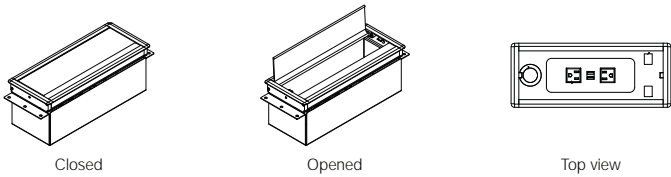
Integrated Power

CALIBRATE TABLE TOP POWER BOX FOR USE WITH JUMPERS + INFEEDS

Model Number	List
E-PSBC	1,807

CALIBRATE TABLE TOP POWER BOX WITH 10' HARDWIRED WHIP

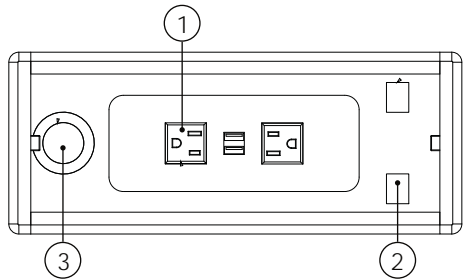
Model Number	List
E-PSBC-HW	2,091



Specify	Notes
<ul style="list-style-type: none">• Finish Selection - Black, Metallic Silver, Satin White	<ul style="list-style-type: none">• Features access door with interior storage for devices with (2) standard 15amp NEMA outlets, (2) 2.1 USBs, (1) 1 1/4 diameter pass through grommets and (2) Keystone style jack/device holes for data or HDMI jacks.• Includes 15amp overload switch with reset, surge protection. In-feeds must be purchased separately.• To daisy chain, jumper must be purchased separately.• Length of hardwire whip is 120".• Requires a table cut-out size of 11.58" x 4.47".

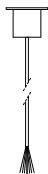
Calibrate Table Top Power Box (Daisy-Chain / Hardwire)

1. (2) 15amp Outlets, (2) 2.1 USBs
2. (2) Holes for Keystone Adapters
3. (1) Grommet Holes - 1 1/4" Inside Diameter

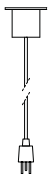


Calibrate Table Top Power Box Configuration Examples

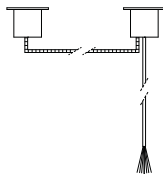
For Hardwire:
Order Power Box +
Hardwired In-Feed



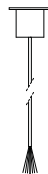
For Corded:
Order Power Box +
20amp Plug Feed



For Daisy-Chained:
Order Power Boxes +
Daisy Chain Jumper +
Hardwired In-Feed *or*
20amp Plug In-Feed



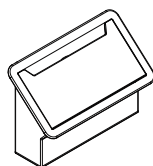
For Hardwire Whip:
Order Power Box only
(Chicago)



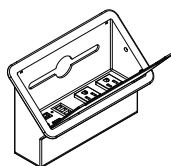
Integrated Power

CHARGER DOCK 650

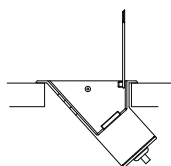
Type	Model Number	List
USB 4.2A	E-DOCK-650-42	475



Closed



Opened



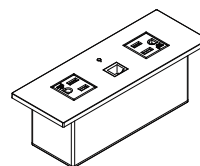
Open (Installed Side View)

Notes

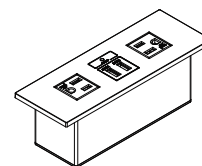
- Features two 120V AC outlets, 12A maximum rating.
- 2 USB 5V charging ports for charging smart phones, tablets, etc.
- 2 USB 2.0 data transmission ports for data communication.
- One RJ45 Ethernet coupler and one RJ11 phone couple.
- Minimum 6 ft 14 AWG x 3C power cord.
- Measures 5.4"H x 8.74"W x 4.88"D. Cut 7.95" x 4.06" hole for installation. Requires access from below to mount.
- UL & cUL certified for use in USA and Canada.
- Black finish.

CHARGER DOCK 1200

Type	Model Number	List
2 Outlet, Ethernet	E-DOCK-1200-1	404
2 Outlet, 2 USB	E-DOCK-1200-2	440



2 Outlet, Ethernet



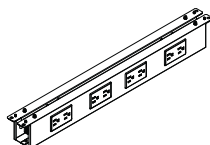
2 Outlet, 2 USB

Notes

- Recessed power unit with a soft-to-touch rubber painted faceplate with no screws.
- Features 2 tamper resistant AC receptacles.
- Available with two USB ports rated at 2.1A each (10.5 watts) or an Ethernet port.
- 10' SJT 14AWG*3C power cord.
- Provides OCP (over current protection). Rating of 125V 60Hz 15A.
- UL and cUL certified for use in USA and Canada.
- Measures 2.30"H x 6.81"W x 2.44"D. Requires a cut out size of 2.05" x 5.69".
- Top mounted, does not require bottom access for mounting other than cord management.
- Black finish (rubber plated).

MULTI-CIRCUIT DESKING ELECTRICAL POWER UNITS

Nominal Width	Actual Width	Model Number	List	Grade C Paint
36	28	E-OMCPK36	720	+25



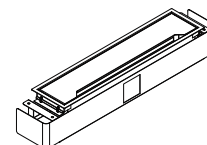
Specify

Notes

- Paint Selection
- Multi-Circuit Desking Electrical Power Units are an electrical system mounted directly to the worksurface.
- Power units include four duplex outlet hole covers.
- Note: Must specify Divi/MWall outlet type separately.

MULTI-CIRCUIT DESKING ACCESS BOX

Model Number	List	Grade C Paint
O-AB	350	+25



Specify

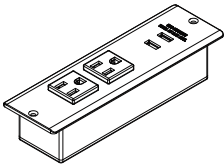
Notes

- Paint Selection
- Multi-Circuit Desking Access Housing allows for easy access to power and data delivered by the multi-circuit desking electrical system.
- Requires cut-out dimensions of 21 3/32 x 4 7/16

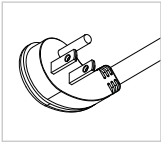
Integrated Power (Recessed)

SURFACE MOUNT POWER UNIT

Type	Model Number	List
2 Outlet, 2 USB	E-PSFMACUSB-2	247



2 Outlet, 2 USB



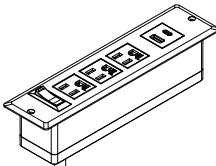
Plug

Notes

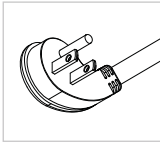
- 125v, 60 Hz, 15A with (2) USB-A charging ports.
- 10 foot power cord, 14 AWG.
- Top mounted installation, cord exits from the bottom of the power unit.
- E-PSFMACUSB-2 requires a cut out size of 6.26" x 1.89".

SURFACE MOUNT POWER UNIT

Type	Model Number	List
3 Outlet, 2 USB, Overload	E-PSFMACUSB-3	334



3 Outlet, 2 USB, Overload



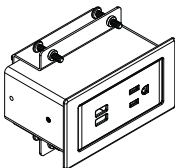
Plug

Notes

- (3) AC Outlets, Tamper Resistant, 125v, 15 Amp.
- (1) USB Type-A charging port: 5V 2.1A (10.5W).
- (1) USB Type-C charging port: 5V 2.4A (12W).
- (1) Overload Switch.
- 10 foot power cord, 14 AWG.
- Lighted power switch.
- Top mounted installation, cord exits from the bottom of the power unit.
- E-PSFMACUSB-3 requires a cut out size of 7.48" x 1.93".

ASHLEY UNO BEZEL

Mounting Type	Model Number	List
Bezel	E-AUBMW	779



Bezel

Specify

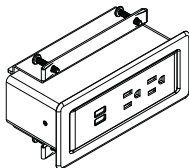
- Color (White/White or White/Silver)

Notes

- Features one AC outlet for high-power devices and dual 2.1 amp USB charging ports.
- Each USB port utilizes a Smart Device recognition Chip to monitor and deliver the required amperage to your devices.
- The unit comes with a 6' cord.
- Bezel mount requires special surface (2.12" x 4.45" hole size, 3/4" - 1 1/2" surface thickness).

ASHLEY DUO BEZEL

Mounting Type	Model Number	List
Bezel	E-ADBMW	1,211



Bezel

Specify

- Color (White/White or White/Silver)

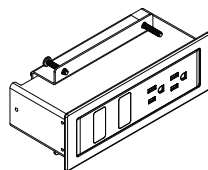
Notes

- Features two AC outlets for high-power devices and dual 2.1 amp USB ports.
- Each USB port utilizes a Smart Device Recognition chip to monitor and deliver the required amperage to your devices.
- Unit comes with a 72" cord option and is available with surface, under or bezel mounting options.
- Fits in standard size grommet.
- Bezel mount requires special surface (6" x 2.19" hole size, 1/2" - 1 1/2" surface thickness).

Integrated Power (Recessed)

ASHLEY 202 BEZEL

Mounting Type	Model Number	List
Bezel	E-A202BMW	995

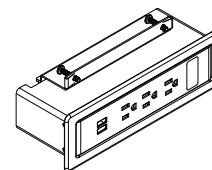


Bezel

Specify	Notes
<ul style="list-style-type: none"> • Color (White/White or White/Silver) 	<ul style="list-style-type: none"> • Features two AC outlets for high-power devices and two data inserts for your choice of the included blank insert or optional HDMI, RJ-45 or VGA inserts. • The unit comes with a 72" cord and is available with surface, under or bezel mounting options. • Bezel mount requires special surface (2.19" x 7.35" hole size, 3/4" - 1 1/2" surface thickness).

ASHLEY TRIO BEZEL

Mounting Type	Model Number	List
Bezel	E-ATBMW	1,068

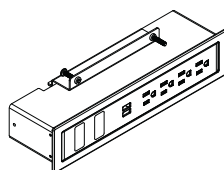


Bezel

Specify	Notes
<ul style="list-style-type: none"> • Color (White/White or White/Silver) 	<ul style="list-style-type: none"> • Features three AC outlets for high-power devices, two USB ports and a data port location for optional HDMI, RJ-45, VGA or blank insert if desired. • Includes adapters for Keystone, Siemon, Ortronics Tracjack, Panduit Pan-Net & Mini-Com, Commscope Systimax & Uniprise and Belden Nordx Ez-Mdvo. • Each USB port utilizes a Smart Device Recognition Chip to monitor and independently deliver the required amperage for your devices. • Comes with a 72" cord option. • Bezel mount requires special surface (2.19" x 8.50" hole size, 3/4" - 1 1/2" surface thickness).

ASHLEY QUAD UNDER

Mounting Type	Model Number	List
Bezel	E-AQBMW	1,781



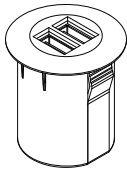
Bezel

Specify	Notes
<ul style="list-style-type: none"> • Color (White/White or White/Silver) 	<ul style="list-style-type: none"> • Features four AC outlets for high-power devices, dual 2.1 amp USB charging ports, and two data port locations for optional HDMI, RJ-45, VGA or blank inserts if desired. • Includes adapters for Keystone, Siemon, Ortronics Tracjack, Panduit Pan-Net & Mini-Com, Commscope Systimax & Uniprise and Belden Nordx Ez-Mdvo. • Each USB port utilizes a Smart Device Recognition Chip to monitor and independently deliver the required amperage to your devices. • Comes with a 72" cord. • Bezel mount requires special surface (2.19" x 11.40" hole size, 3/4" - 1 1/2" surface thickness).

Integrated Power (Recessed)

CHARGER DOCK 130 (BOTTOM INPUT)

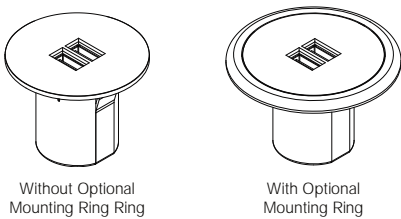
Model Number	List
E-DOCK-130	173



- Notes**
- Simple design allows for easy recessed mounting.
 - Dual 5V DC 2.1A (10.5 watts) USB charging ports (power adapter needed).
 - Includes 5V DC 4.2A wall-plug power adapter with 8' leads.
 - Beveled and flush-mount installation require 1 5/18" diameter hole.
 - Route a 1.59" diameter x 0.079" deep step for flush-mount installation.
 - Blue LED back lighting.
 - Bottom input.
 - Black finish.

CHARGER DOCK 140 (BOTTOM INPUT)

Model Number	List
E-DOCK-140	173



- Notes**
- Dual 5V DC 2.1A (10.5 watts) USB charging ports (power adapter needed).
 - Includes 5V DC 4.2A wall-plug power adapter with 8' leads.
 - Optional mounting ring included for upholstery installation.
 - Bore a 1 5/16" hole for installation or 1.5 hole for install with mounting ring.
 - Route a 2.22" diameter x 0.079" for flush-mount install.
 - Blue LED back lighting.
 - Bottom input.
 - Measures 1.673"H x 2.205"W without mounting ring or 2.717"W with mounting ring.
 - Black finish.

CHARGER DOCK 200

Model Number	List
E-DOCK-200	334



- Notes**
- 3" diameter dock with flip lid.
 - 2 grounded AC outlets, 125V 15A rating.
 - 10ft 14AWG x 3C power cord, 15A rating.
 - 1000 joules surge protection available as an option.
 - Bore a 3" hole for installation (note: standard hole diameter for AIS grommet cut-outs is 2.75").
 - Requires access from below to mount.
 - Innovative threaded housing and retaining nut installation system allows for simple, quick and reliable installation.
 - UL and cUL certified for use in USA and Canada.
 - Measures 3.35"H x 3.54"W.
 - Black finish.

CHARGER DOCK 201

Model Number	List
E-DOCK-201	353



- Notes**
- 3" diameter dock.
 - 2 grounded AC outlets, 125V 15A rating. 1
 - 0 ft. 14AWG x 3C power cord, 15A rating. 1
 - 000 joules surge protection available as an option.
 - Bore a 3" hole for installation (note: standard hole diameter for AIS grommet cut-outs is 2.75").
 - Requires access from below to mount.
 - Innovative threaded housing and retaining nut installation system allows for simple, quick and reliable installation.
 - UL and cUL certified for use in USA and Canada.
 - Measures 3.35"H x 3.54"W.
 - Black finish.

Integrated Power (Recessed)

CHARGER DOCK 270

Model Number	List
E-DOCK-270	456



Notes

- 3" diameter dock with flip lid.
- 1 grounded AC outlet, 125V 15A rating.
- Two USB charging ports with shared 4.2A (21 watts) charging power.
- 10ft 14AWG x 3C power cord, 15A rating.
- 1000 joules surge protection available as an option.
- Bore a 3" hole for installation (note: standard hole diameter for AIS grommet cut-outs is 2.75").
- Requires access from below to mount.
- Innovative threaded housing and retaining nut installation system allows for simple, quick and reliable installation.
- UL and cUL certified for use in USA and Canada.
- Measures 3.35"H x 3.54"W.
- Black finish.

CHARGER DOCK 271

Model Number	List
E-DOCK-271	440



Notes

- 3" diameter dock.
- 1 grounded AC outlet, 125V 15A rating.
- Two USB charging ports with shared 4.2A (21 watts) charging power.
- 10ft 14AWG x 3C power cord, 15A rating.
- 1000 joules surge protection available as an option.
- Bore a 3" hole for installation (note: standard hole diameter for AIS grommet cut-outs is 2.75").
- Requires access from below to mount.
- Innovative threaded housing and retaining nut installation system allows for simple, quick and reliable installation.
- UL and cUL certified for use in USA and Canada.
- Measures 3.35"H x 3.54"W.
- Black finish.

WIRELESS CHARGER DOCK 150

Model Number	List
E-DOCK-150	518



USB Closed



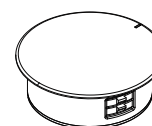
USB Open

Notes

- Unit allows for both wireless charging and USB charging.
- Pop-up USB ports can be hidden when they are not in use.
- Includes 8' power cord.
- Input of DC 5V, 5A.
- Wireless charger output of 5 watts max.
- USB charger output of (1x) 2.4A (12 watts) max and (2x) 1A (5 watts) max.
- Qi V1.2 compliant IC.
- Wireless charging distance of 6mm max.
- Bore 3 3/32" hole for installation.
- Measures 2.24"H x 3.41"W. Pop-up USB measures 2.68"W.
- Black finish.

WIRELESS CHARGER DOCK 950

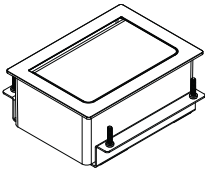
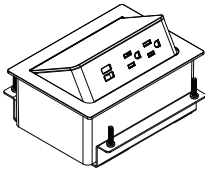
Type	Model Number	List
Standard	E-DOCK-950	334
Quick Charge	E-DOCK-950Q	404




Notes

- Powered by the latest Qi compliant IC offering reliable and efficient wireless charging in a convenient 3" grommet hub.
- Includes 8' power cord.
- Input of 5V, 2A (standard) or DC 9V, 1.67A (quick charge).
- Output of 5 watts max with DC 5V, 2A power adapter (standard) or 10 watts max with QC 2.0 power adapter (quick charge).
- Qi V1.2 compliant IC.
- Wireless charging distance of 6mm max.
- Measures 1.14"H x 3.50"W.
- Black finish.

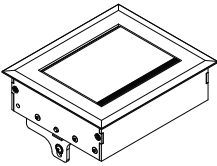
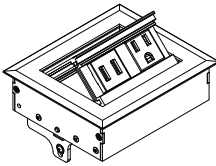
Integrated Power (Pop-Up)

ASHLEY DUO AIR	
Model Number	List
E-ADAP	1,240
<div><div><p>Closed</p></div><div><p>Open</p></div></div>	

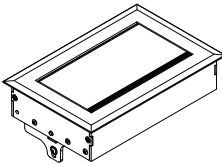
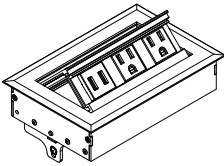
Specify	Notes
<ul style="list-style-type: none">• Color (White or Silver)	<ul style="list-style-type: none">• Features a pop-up cover that reveals an integrated wedge with two AC outlets and two USB ports.• Each USB port utilizes a Smart Device Recognition Chip to monitor and independently deliver the required amperage to your devices.• The unit comes with a 72" cord.• Ashley Duo Air requires special surface (4.63" x 6.75" hole size).

PULL-UP POWER DOCK	
Model Number	List
TV-2802-PU-4-2	456
	

Notes
<ul style="list-style-type: none">• 2 AC receptacles, AC 125V 15A max.• 2 DC 5V USB charging ports provide shared 4.2A (21 watts) charging power.• 6 ft (min.), 14AWG power cord.• Bore a 3" hole for installation (note: standard hole diameter for AIS grommet cut-outs is 2.75").• Innovative threaded housing and retaining nut installation system allows for simple, quick and reliable installations.• Pull up the unit by its easy-to-use handle to reveal power receptacle and charging ports.• UL and cUL certified for use in USA and Canada.• Measures 10.14"H x 3.5"W.• Requires access from below to mount.• Requires 12" clearance under mounting surface to operate correctly.• Black finish.

CHARGER DOCK 701	
Model Number	List
E-DOCK-701	911
<div><div><p>Closed</p></div><div><p>Opened</p></div></div>	

Notes
<ul style="list-style-type: none">• Features aluminum housing with beveled edges.• 1 grounded AC outlet, 125V 12A rating.• 5V DC 4.2 USB charger with 2 charging ports.• Min. 9.5 ft 3C power cord.• UL and cUL certified for use in USA and Canada.• Opens smoothly by simply pressing down on the lid revealing convenient power; closes easily to be hidden from view when not in use.• Cut a 4.91" x 4.14" hole for installation. Requires access from below to mount.• Measures 2.75"H x 5.11"W x 4.36"D.• Requires 4" clearance underneath surface for movement.

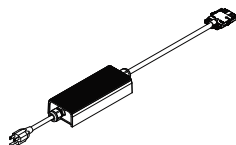
CHARGER DOCK 702	
Model Number	List
E-DOCK-702	1,018
<div><div><p>Closed</p></div><div><p>Opened</p></div></div>	

Notes
<ul style="list-style-type: none">• Features aluminum housing with beveled edges.• 2 grounded AC outlet, 125V 12A rating.• 5V DC 4.2 USB charger with 2 charging ports.• Min. 9.5 ft 3C power cord.• UL and cUL certified for use in USA and Canada.• Opens smoothly by simply pressing down on the lid revealing convenient power; closes easily to be hidden from view when not in use.• Cut a 6.42" x 4.12" hole for installation. Requires access from below to mount.• Measures 2.75"H x 6.62"W x 4.36"D.• Requires 4" clearance underneath surface for movement.

Electrical Accessories

CONTROL BOX (IN-FEED)

Model Number	List
E-4W1BIF	1,226

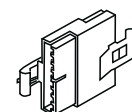


Notes

- Supports up to eight Desk Top Power Modules via Jumper Cables.
- Measures 10' in length from system plug to wall plug.
- Features a built-in sensor which monitors how many Power Modules are on-line and prevents dual powering.
- Jumper Cables and Power Modules are specified separately.
- For use with: Matrix, Divi, MWall, AO2.

I-CONNECTOR

Model Number	List
E-4W1ICON	166

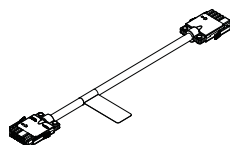


Notes

- Allows two jumper cables (above) to be connected together to allow for longer cable length.
- For use with: Matrix, Divi, MWall, AO2, PowerBeam.

JUMPER CABLES

L	Model Number	List
12	E-4W1PJ12	251
24	E-4W1PJ24	265
30	E-4W1PJ30	274
36	E-4W1PJ36	283
42	E-4W1PJ42	292
48	E-4W1PJ48	303
54	E-4W1PJ54	312
60	E-4W1PJ60	317
66	E-4W1PJ66	324
72	E-4W1PJ72	335

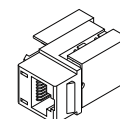


Notes

- Jumper Cables continue the power supply between Desk Top Power Modules.
- For use with: Matrix, Divi, MWall, AO2.

KEYSTONE DATA INSERTS FOR ASHLEY UNITS

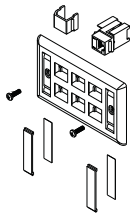
Insert Type	Model Number	List
CAT 5e Jack	E-HRJ45-SM	123
CAT 6 Data Jack	E-HXJ6BK-SM	134
HDMI (Female to Female)	E-HDMIFF-SM	292



Notes

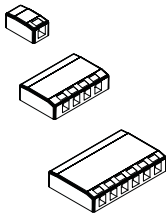
Electrical Accessories

DATA PLATE KIT		
Item	Model Number	List
6 Port Data Gang Plate	E-HDP6B-SM	34
CAT 5e Jack	E-HRJ45-SM	123
CAT 6 Data Jack	E-HXJ6BK-SM	134
Hole Blank (10 Pack)	E-SFBB10-SM	83



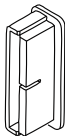
- Notes
- Single Data Plate Kit has six ports for modular jacks.
 - Bezel screws directly to the access box in pre-drilled and tapped hole pattern.
 - RJ-45 jacks can be used in place of RJ-11 jacks.
 - Can be used with multi-circuit electrical units.

SURFACE MOUNT DATA HOUSING UNITS		
Port Quantity	Model Number	List
1	E-ISB1BK-SM	126
4	E-ISB4BK-SM	126
6	E-ISB6BK-SM	126



- Notes
- Surface Mount Data Housing Units have a low-profile design, are ADA compliant and easily mount to multiple surfaces.
 - Units include double-sided tape and mounting screws for easy installation.
 - Base includes tie wrap anchors at rear cable entry point for 4" cable ties (included).
 - Compatible with standard jacks.
 - Surface mount data housing units are only available in black.


POWERWAY DUST COVER	
Model Number	List
E-UN8W4DC	19



- Notes
- Powerway Dust Covers are ordered when capping off the end of a powerway is required by local electrical code.

EXTENDED BASE IN-FEEDS


L	Type	Model Number	List
324	Left	E-UN8W4BIFL324	1,151
120	Left	E-UN8W4BIFL120	610
324	Right	E-UN8W4BIFR324	1,151
120	Right	E-UN8W4BIFR120	610
120	Side-Mounted	E-UN8W4BIFS120	779
264	Side-Mounted	E-UN8W4BIFS264	1,184
180	Ceiling	E-UN8W4CIF180	848
264	Ceiling	E-UN8W4CIF264	1,279



Notes

SIDE MOUNTED BASE IN-FEED

L	Type	Model Number	List
72	Standard	E-UN8W4BIFS	493
72	New York City	E-HM8W4BIFSNY	980



Notes

- Side Mounted Base In-Feeds provide interface with building power at the end of the power units and mounts to the powerway at jumper location.
- Each base in-feed is 6' in length, encased in "liquid tight".
- New York City code requires the use of a special base feed with an in-line junction box. See NY In-Feed part number.