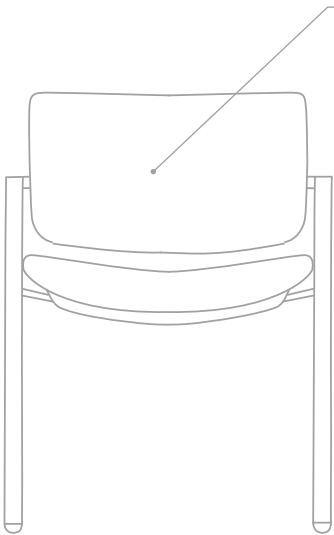


FEATURES

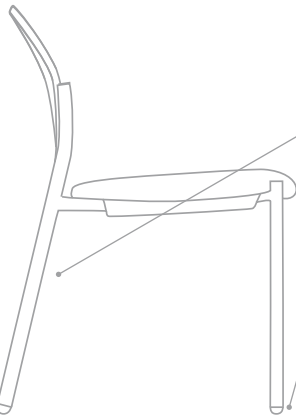


PREMIUM BREATHABLE MESH
for back in 19 colors.

SOFT TOUCH POLYURETHANE ARMS
for comfort and durability.

MODELS STACK TEN-HIGH
for easy storage with optional rolling dolly (excludes bariatric, stools, and chairs with tablets).

FRAME FINISHED
in durable powder coat. Choose from Black Frame (BF) or Silver Frame (SF) finishes.



SHUTTLE IS AVAILABLE
in four upholstered options

- All Plastic (AP)
- Mesh Back (M)
- Upholstered Seat (US)
- Fully Upholstered (UP)

WALL SAVER LEGS
provide an integrated chair back protection feature by preventing contact with walls.

STANDARD NON-MARRING FLOOR
glides to protect floor surfaces. Optional self-leveling glides are available.

SHUTTLE IS SOLD WITH OPTIONAL
ganging clips for both armless-to-armless (GC1) and arm-to-arm (GC2) configurations.



shuttle mesh

THE ULTIMATE MESH BACK
UTILITY CHAIR.



a.



b.



c.



d.


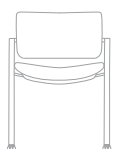
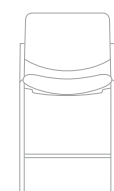
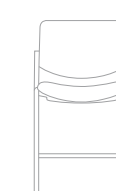
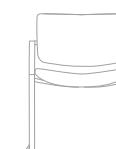


e.



f.

STATEMENT OF LINE

					
	GUEST 1260-GT	GUEST 1265-GT	STOOL 1260-ST1	STOOL 1260-ST2	GUEST 1280-GT
OVERALL WIDTH	21.5	21.5	21.5	21.5	21.5
OVERALL DEPTH	25.0	25.0	25.0	25.0	25.0
OVERALL HEIGHT	33.0	33.0	42.0	45.0	33.0
SEAT WIDTH	19.5	19.5	19.5	19.5	19.5
SEAT DEPTH	17.0	17.0	17.0	17.0	17.0
SEAT HEIGHT	17.0	17.0	27.0	30.0	17.0
BACK WIDTH	20.0	20.0	20.0	20.0	20.0
BACK HEIGHT	16.0	16.0	16.0	16.0	16.0
COM/US	0.8 yds	0.8 yds	0.8 yds	0.8 yds	0.8 yds
WEIGHT	24.0 lbs	24.0 lbs	29 lbs	30 lbs	26.0 lbs

All dimensions are in inches

ARM OPTIONS



A18B
BLACK ARMS



A18G
GRAY ARMS

FRAME FINISHES



BF
BLACK FRAME



SF
SILVER FRAME

MESH COLOR OPTIONS (for back only)



M31 GRAPHITE



M32 SLATE



M33 SNOW



M34 SAGE



M35 CARDINAL



M36 ROYAL



M37 TANGERINE



M38 PLUM



M21 BLACK




M22 GRAY



M23 WHITE




M24 GREEN




M25 RED



M26 BLUE



M27 ORANGE



M28 AQUA

PLASTIC COLOR OPTIONS (for seat only with mesh back)



P01
BLACK SWAN



P02
CLASSIC BURGUNDY



P03
CORAL RED



P04
SUNBONNET YELLOW



P05
WHITE WHISPER



P06
BOULDER GRAY



P07
DOVER SKY




P08
ESSEX BLUE



P09
PALE WATER GREEN



P10
CINNABAR ORANGE



P11
FEDERAL BLUE



3211 Jack Northrop Ave.
Hawthorne, CA 90250

PHONE

888.925.SEAT

FAX

866.925.SEAT

EMAIL

sales@9to5seating.com

9to5seating.com



CHOOSE FROM OVER 1,000 TEXTILES

offered by Designtex, Momentum, Maharam, Ultra Fabrics, and the 9to5 Signature® Collection. In the rare case we don't have what you're looking for, we'll upholster your chair in any fabric provided to us!

LIMITED LIFETIME WARRANTY

on all structural and mechanical components. Mesh, fabric and foam are warranted against wear through and deterioration for five years.

QUICK SHIP!

Shuttle Mesh ships in 5 Business Days in mesh, select quickship fabrics and vinyls.