

Wherever You Find Tables And Chairs

# TABLES

parsons table

PRICE LIST

DELIVERED PRICING 01 JUNE 2017

JUMP TO PRICING ...  
[CLICK HERE](#)

**Prices**

All prices are list price, delivered (48 contiguous United States), effective with date printed on cover and supersedes all other published price lists. Versteel reserves the right to change prices or specifications without prior notice. Normal delivery is on a dock-to-dock basis. Orders are accepted subject to price prevailing at time of shipment. Additional charges may apply on special requests noted on the customer's purchase order such as inside delivery, "call before," etc. Tables are available F.O.B. Jasper, Indiana 47546 – call for quotation. Orders less than \$1000 net will be subject to a \$100 minimum order charge (orders originating from Canada less than \$2500 net will be subject to a \$200 minimum order charge).

**Acknowledgement**

Orders are accepted, manufactured, and invoiced in accordance with the acknowledgement. Notify Versteel immediately of any discrepancies. Acknowledged orders may not be cancelled or modified without written consent from Versteel.

**Orders**

All orders must be received in writing, accompanied by final material and finish specifications for order entry.

**CONTACT VERSTEEL**

EMAIL	contact@versteel.com
TELEPHONE	800 876 2120
	812 634 2120
FACSIMILE	812 482 9318

**MAILING ADDRESS**

Versteel  
2332 Cathy Lane  
Jasper, IN 47546

Faxed orders are accepted. Duplicate orders that are received by mail (after having been faxed) and not marked "Confirmation" are the responsibility of the customer.

Telephone orders must be confirmed in writing within 24 hours, marked "Confirmation." Duplicate orders not marked "Confirmation" are the responsibility of the customer.

**Credit**

You are requested to enclose one bank reference and three trade references with your initial order.

**Credit Cards**

Versteel accepts Mastercard, Visa & AMEX credit card payment for invoiced sales. Credit card information must be presented along with the Sales Order (with a signed Credit Card Authorization Form attached). There is no cash discount extended to credit card orders. Credit cards will be charged at time of shipment. Versteel will not accept credit cards for payment of account balances.

**Changes or Cancellation**

Any change or cancellation to an order must be submitted in writing and confirmed by Versteel Customer Service before the change or cancellation is effective. Due to short lead times, any change or cancellation may result in charges if materials have entered the production process.

**Packaging**

Versteel has no crate or packaging charge on standard products. All items are packaged to ensure delivery in excellent condition under normal handling by freight personnel. Versteel reserves the right to bulk pack or skid load tops in large quantities.

**Shipping**

Shipping Class 70. Normal delivery is on a dock-to-dock basis. Special requests such as inside delivery, "call before," etc. should be noted on the customer's purchase order and are subject to additional charges.

Parsons tables ship disassembled.

Orders shipping outside of the contiguous 48 United States will have shipping quoted as a separate item.

**FOB ORIGIN, FREIGHT PREPAID**

Versteel  
2332 Cathy Lane  
Jasper, IN 47546

**Shipping Damage Claims**

Legal title of merchandise passes to the buyer upon acceptance of the carrier. All cartons must be carefully inspected upon delivery. Details of visible damage should be noted on the delivery receipt. If concealed damage is discovered, the carrier must be notified within fifteen (15) days. The buyer has the sole obligation of seeking recourse against the carrier.

**Partial Shipments**

Versteel makes every attempt to ship orders complete and on schedule. However, we reserve the right to make partial shipments as product is ready, in an effort to get your order to you as quickly as possible. Invoices covering these shipments are to be paid as they become due.

**Returns**

No return merchandise will be accepted without Versteel's written consent and shipping instructions. Unauthorized returns will not be accepted.

**Terms**

Terms are 1%, 10 days, net 30 days from date of invoice.

**Warranty**

All table and seating products manufactured by Versteel, are guaranteed by a Lifetime Warranty against defects in materials and workmanship from the date of purchase.

Electrical items manufactured by Versteel are guaranteed against defect for a period of five (5) years from date of purchase.

Electrical items not manufactured by Versteel are covered by the manufacturers under their specified warranty.

Consumables such as gas cylinders, casters and glides are covered for a period of one (1) year. Versteel will not cover labor costs associated with replacing the casters or glides.

Wood veneer is warranted for a period of ten (10) years. Natural variations in grain, color or texture of wood should not be construed as defects under this warranty.

Versteel will replace or repair (at our discretion) without cost to our customers any item manufactured by Versteel found to be defective as a result of defective material or workmanship. We will not, however, repair any item which is not properly installed, abused or subject to any use other than that which was originally intended. The warranty does not cover normal wear and tear of the product, which is expected over the course of ownership. Any repairs by the customer must receive specific written authorization from Versteel before being executed on location to receive proper reimbursement for associated costs. In no event shall liability under this warranty exceed the original purchase price.

Warranty on plastic laminates and upholstery is not covered by Versteel but is covered by laminate and textile manufacturers under their specified warranty only. All foams, fabrics and vinyls are prone to stretch and loosen over time through normal use. This natural effect, called puddling is covered for a period of one (1) year from the date of purchase.

There are no other warranties expressed or implied.

**Care of Laminate Surfaces, T-Mold, Bumper, PVC Edges and Urethane**

Clean with a mild soap solution and rinse with clean, clear water. Wipe the entire surface, moving with the pattern and follow with a clean, dry soft cloth. When a wood edge exists, follow instructions found under "Care of Wood Edges and Veneer Surfaces" for edge.

**Care of Wood Edges and Veneer Surfaces**

Clean all surfaces frequently with water-dampened soft cloth, moving the cloth with the grain direction. Quickly buff dry. Immediately remove any liquids that come in contact with wood surfaces using a blotting action to absorb liquid. Lift objects to move them. Never pull them across the finished surface.

For an additional safeguard, use a protective surface pad. Doing so could ensure a lasting finish by protecting your furniture from possible damage caused by pens and sharp objects.

Avoid exposing furniture to extreme heat and cold or to wide humidity variances. Avoid exposing furniture to strong sunlight. Do not use soaps, commercial cleaners or harsh solvents (nail polish remover, acetates, etc.) as they will cause finish deterioration. If using a protective glass top, place spacer pads under the glass top to allow the wood to breathe.

**Care of Powder Coat and Nickel Surfaces**

Clean with a mild soap solution and rinse with clean, clear water. Wipe the entire surface and follow with a clean, dry cloth to buff dry.

**Care of Chrome Bases**

Clean with a wet cloth or window cleaner. For scuff marks or heavy soiling, a non-abrasive automotive chrome polish can be applied as directed.

**Maintenance of Mechanical Parts**

Clean any lint or debris from the moving parts of the E-Z install tilt or folding base mechanisms. Do not apply lubricant. Mechanisms have been designed and tested to not require lubrication under normal conditions.

**Care of Upholstered Tack Panels**

For Versteel standard fabrics and vinyls, consult the back of the appropriate swatch card for cleaning codes and any specific instructions. For COM materials, consult with the individual textile manufacturer for cleaning codes and any specific instructions pertaining to your particular fabric.

**Objective**

It is the objective of Versteel to adhere to Federal, State and local laws and codes, ordinances and regulations as may be applicable to control environmental risks, prevent harm to the public health and welfare, and to preserve our natural resources. Versteel acknowledges the necessity of commitment and hereby commits its resources of all levels of its management and all employees of the company to accomplish this objective.

**Policy Statement**

*Each Versteel facility has the responsibility to:*

Develop environmental policies which implement regulatory compliance requirements and provide management guidance and support with applicable environmental laws.

Train and motivate personnel to work in an environmentally acceptable manner and to understand and comply with government regulations within the scope of Versteel operations.

Communicate the importance of personal responsibility protection to all employees through formal training. Each employee will be aware of the environmental regulations applicable to their job functions, including limitations and functional restrictions of permits, spill control, emergency response actions, proper waste handling procedures, etc.

Communicate and continually assess relevant environmental developments on operations of the facilities and personnel.

Require sub-contractors or contractors (third parties working for, with, or on behalf of Versteel) to follow Versteel's environmental procedures while working within their facilities.

Make responsible personnel available at all times to carry out environmental procedures, especially under emergency situations.

Apply sound management practices and operating procedures.

Implement appropriate control technologies and process guidelines for preventive and corrective maintenance systems to minimize actual and potential environmental harm and exposures.

Communicate effectively with government and the public regarding serious environmental incidents should they ever occur.

Minimize the generation, emission or discharge of waste, and harmful or regulated substances and pollutants from operations to the extent most practical with laws and regulations. Ensure proper disposal of all waste.

Substitute materials or processes to allow the use of less hazardous substances where feasible.

Secure and maintain all environmental permits required for operation. Maintain up-to-date files of all environmental reporting requirements and make this information available for easy access at each operating facility.

Evaluate the causes behind any serious environmental incidents and establish procedures to avoid recurrence.

There is a sincere effort at Versteel to maintain our responsibility to the environment and to our employees. We are mindful of the effectiveness and improvements required to ensure environmentally safe conditions and to preserve our natural resources.

We pride ourselves on exceeding the standards set forth by federal, state and local codes.

Our electroplating plant consistently earns local annual environmental awards, and all of our products have met the requirements for Intertek Green Leaf VOC/VOC+ certification.



At Versteel, we feel it is our responsibility as a manufacturer to build products in a manner that promotes a safe and healthy environment for everyone. We maintain detailed information regarding the environmental impact of all Versteel products. If you have questions regarding our environmental policy or would like more information, please contact Versteel Customer Service at 800.876.2120.

### Configuration Guidelines

Often we receive requests to assemble room configurations that one would assume are very easy. But without the proper input, it is not so simple. Below are some common questions that will help to define your needs as well as enable us to help you specify your tables.

### Define Your Space

Start by asking yourself what you really want to accomplish in your room.

How will your room be used? Will you need breakout groups, is it a classroom with rows, or a boardroom? Do you need a T-shape, U-shape, or hollow square table group? Are there any special modifications that are specific to your application?

Besides the size of your room, here are some other items that you should take into consideration:

- instructor or speaker area
- wall with boards and/or audiovisual equipment
- door and window locations
- anything else which may interfere (columns, steps, ramps, HVAC, etc.)

### Define Your Needs

Your table considerations should begin by thinking about the need for the following items:

- modesty panels
- linking
- power and data
- wire management and grommets
- keyboard trays
- fixed, folding or tilt bases
- special needs (alternate or adjustable height)

Your seating considerations should begin by thinking about the need for the following items:

- assume a 30" width per person
- mobility (casters)
- stacking or storage issues
- usage and wear (upholstery or wood)
- adjustable height
- function (task specific or multiple)

*The following are general guidelines only. Always refer to local codes for restrictions and requirements.*

### Common Room Layout Guidelines

By using the guidelines below and the information that you supply (from answering the previous questions), Versteel can help you specify the tables and seating you need to make your space function at its maximum potential.

#### Between Rows Allow Four Feet (4')

If rows are used, four feet (4') between rows is considered adequate in order to provide space for movement.

#### Instructor Allowance of Eight - Ten Feet (8'-10')

A minimum of eight to ten feet (8' -10') should be allowed for the instructor's space, from the wall to the approach side of the first table row.

#### Back Wall Allowance of Seven Feet (7')

Space consideration for the back wall is necessary. A minimum of seven feet (7') from the back wall to the user's side of the last table is suggested.

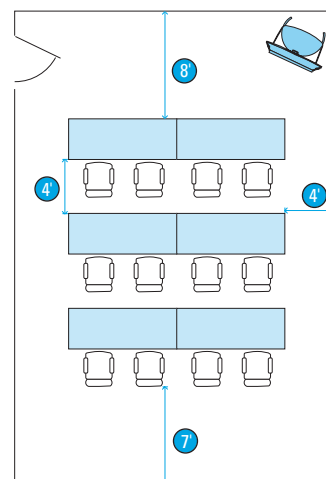
#### Side Wall Allowance of Four Feet (4')

A minimum of four feet (4') from a side wall to the edge of a table should be incorporated into your configuration. Increase the distance for larger rooms.

#### Aisle Allowance of Four Feet (4')

If an aisle is needed, allow a minimum of four feet (4'). This dimension should increase with your room size.

*The drawing below illustrates the guidelines above.*



The following are general guidelines only. Always refer to local codes for restrictions and requirements.

Reference information here originally appeared in *Architectural Graphic Standards*, published by John Wiley and Sons; and in US Government publications for compliance with the ADA (Americans with Disabilities Act).

Also, be sure to check US Government publications for compliance with the ADA (Americans with Disabilities Act).

Common Seating Dimension Requirements

General spacing of thirty inches (30") of lateral space per chair at a table is standard. A minimum of twenty-four inches (24") may work, but will depend upon your chair style and table dimensions. Allow a minimum of thirty to thirty-six inches (30"-36") for wheelchair space at a table.

Most wheelchairs are designed to fit beneath a standard table with a twenty-nine inch (29") table top height. However, some wheelchairs require tables with tops at thirty-two inches (32") in height. Allow an additional twelve to eighteen inches (12"-18") in aisles where wheelchairs may be situated back to back.

A rule of thumb for cafeteria style seating is to allow a minimum of twelve square feet (12 ft<sup>2</sup>) for each seat.

- Below
- A Wheelchair, Double Passage
  - B Wheelchair, Single Passage
  - C Wheelchair, Turning Diameter

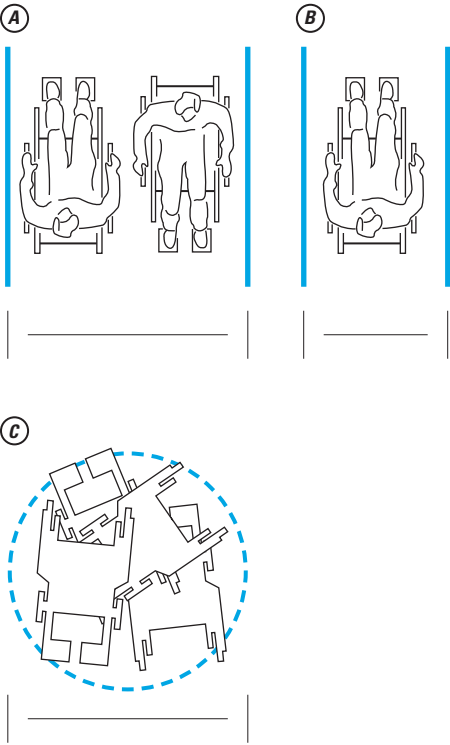


Table Seating Capacities by Size and Shape

Rectangular Tables		
SIZE	CHAIRS	WHEELCHAIRS
24" x 48"	4	Not Recommended
30" x 48"	4	2
30" x 60"	4-6	4
36" x 72"	4-6	4-6
42" x 96"	6-8	8

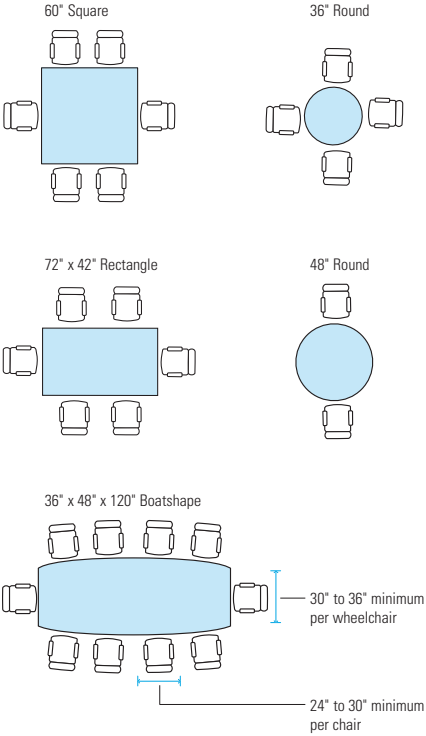
Square Tables

SIZE	CHAIRS	WHEELCHAIRS
30" x 30"	2	Not Recommended
36" x 36"	2-4	Not Recommended
42" x 42"	4	2 (tight)
48" x 48"	4-8	2
54" x 54"	4-8	4
60" x 60"	4-8	4

Round Tables

SIZE	CHAIRS	WHEELCHAIRS
30" DIAMETER	2	Not Recommended
36" DIAMETER	2-4	Not Recommended
42" DIAMETER	4-5	Not Recommended
48" DIAMETER	5-6	2
54" DIAMETER	6-7	4

NOTE  
A round table with a column base is often preferred for wheelchair disabled.



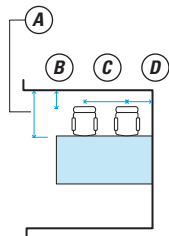
The following are general guidelines only. Always refer to local codes for restrictions and requirements.

Also, be sure to check US Government publications for compliance with the ADA (Americans with Disabilities Act).

### Minimum Table and Chair Space Allotments

Below

- A** 36" minimum, 44" preferred
- 54" minimum handicapped, 60" preferred
- B** 24" minimum
- C** 24" minimum per chair, 30" preferred
- D** 14" minimum

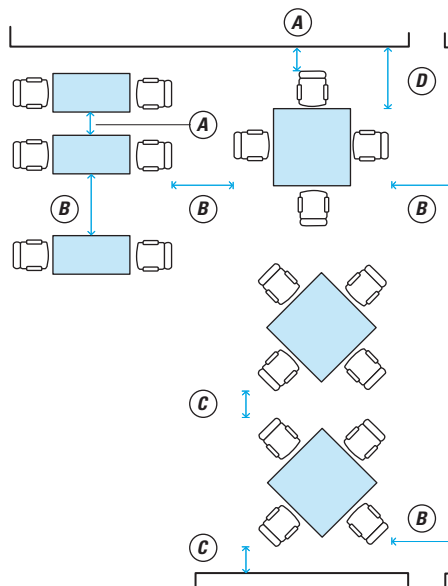


### Dining Room Plan

Below

- A** 6" minimum (with no passage)
- B** 2' 6" to 3' minimum (for passage)
- C** 1' 6" minimum (for limited passage)
- D** 3' minimum

If using square tables and seating, there should be a minimum of sixty-six inches (66") between tables. This allows for a thirty inch (30") aisle and two (2) chairs. Diagonal seating requires a thirty-six inch (36") minimum between table corners.

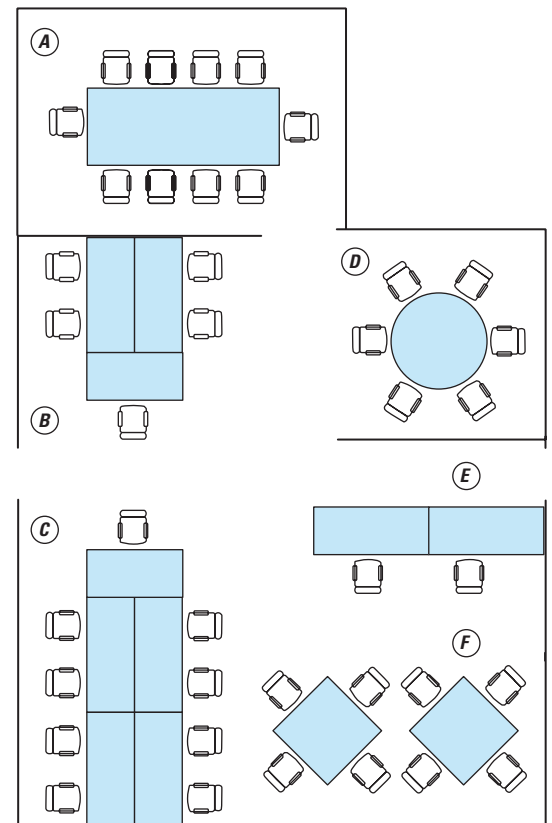


### Sample Space Use

Below

- A** Conference Room
- B** Small Team Planning
- C** Large Team Planning
- D** Round Table Discussion
- E** Individual Work Areas
- F** Breakout Areas

Since every space has its own unique size and function, it is important that you consider the aforementioned guidelines when planning your space. Be sure to allow adequate space for aisles and plan your rooms around walls and other permanent fixtures such as doors or windows. Anticipate the type of activity that will be going on and plan enough space at the table for easy movement of personnel when seated.



**Laminate, Standard Core Construction**

The standard top construction consists of 45-50 lb. particleboard, surfaced with a high pressure laminate on all sides of the top and legs. Laminate panels are 2" thick. Table is predrilled for field installation.

Integrated under surface wire management channel consists of two (2) 1 ½" thick panels with a powder coated metal cover plate. For a Parsons Table specified in Wilsonart D354-60 Designer White laminate, the under surface wire management channel cover plate will be Snow (SN) powder coat. When table is specified in any other laminate, cover plate will be Alloy (AY) powder coat.

**Table Height**

Parsons table is offered in 29", 36", and 42" heights.

**Glides**

Parsons table is standard with nylon adjustable glides.

**Laminates**

Versteel's standard offering of laminates includes over 900 laminates from Wilsonart, Formica, Nevamar and Pionite.

Laminate manufacturers change standard offerings frequently, and it is possible that a standard product can become unavailable. Versteel cannot be responsible for any inconvenience this may cause.

**Options****Alternate Table Height**

Parsons table is offered in 29", 36", and 42" heights.

Alternate heights are available, contact Versteel Customer Service for quote.

**Wire Management****Integrated Wire Management - \$120/panel**

Specify code **BWP** (One Panel Wire Management), add \$120 list per table.

Specify code **BWP2** (Two Panel Wire Management), add \$240 list per table.

The core of the end panel contains a 2" concealed channel to allow for integrated wire management with access at the bottom of the end panel through a 2 ¼" round grommet.

### Power Bay - \$866 / unit


Specify code **EPB\_** (Power Bay - Location\_), add \$866.00 list per Power Bay for first unit per table and \$866.00 for each additional unit.

For clear anodized aluminum finish, add \$92 list per unit

The flush mount Power Bay electrical unit(s) is factory installed in the specified location. Choose any standard powder coat, or Clear Anodized Aluminum, for bezel and door.

#### SPECIFICATIONS

- One 10' cord, one 15 amp circuit, standard grounded plug
- Surge protection
- Four electrical outlets per unit
- Data plate with 9 slots



**NOTE** [USE POWER BAY DATA PLATE GUIDELINES](#)  
[TO SPECIFY DATA JACKS](#)

?
AVAILABLE ON BRATTICE ELEMENTS CONFERENCE ELIGA PACES PACES CONFERENCE PARSONS PERFORMANCE TOD UNO <sup>3</sup> VELA WAVELINK

### 1 Power Bay - Provide Location Print \$866 / table

Specify code **EPB1** (1 Power Bay - Provide Location Print), add \$866.00 list per table

One flush mount Power Bay electrical unit is factory installed in the top location indicated by specifier's print.

??
AVAILABLE ON BRATTICE ELEMENTS CONFERENCE ELIGA PACES PACES CONFERENCE PARSONS PERFORMANCE TOD UNO <sup>3</sup> VELA WAVELINK

### 2 Power Bays - Provide Location Print \$1,731 / table

Specify code **EPB2** (2 Power Bays - Provide Location Print), add \$1,731.00 list per table

Two flush mount Power Bay electrical units are factory installed in the top locations indicated by specifier's print.

???
AVAILABLE ON BRATTICE ELEMENTS CONFERENCE ELIGA PACES CONFERENCE PARSONS PERFORMANCE TOD UNO <sup>3</sup> VELA WAVELINK

### 3 Power Bays - Provide Location Print \$2,596 / table

Specify code **EPB3** (3 Power Bays - Provide Location Print), add \$2,596.00 list per table

Three flush mount Power Bay electrical units are factory installed in the top locations indicated by specifier's print.

????
AVAILABLE ON BRATTICE ELEMENTS CONFERENCE ELIGA PACES CONFERENCE PARSONS PERFORMANCE TOD UNO <sup>3</sup> VELA WAVELINK

### 4 Power Bays - Provide Location Print \$3,462 / table

Specify code **EPB4** (4 Power Bays - Provide Location Print), add \$3,462.00 list per table

Four flush mount Power Bay electrical units are factory installed in the top locations indicated by specifier's print.

### Power Bay Data Plate Guidelines

The Power Bay Data Plate has (9) available slots for data jacks. Listed below are specification codes, number of slots each jack will occupy, and pricing.

Jack Type	Specify Code	Number of Slots	List Price per Jack Type
Data	DA	1	\$28
Voice	VO	1	\$ 9
Mini Stereo	MS	1	\$13
(1) RCA	RC	1	\$26
VGA	VG	2	\$18
HDMI	HD	2	\$61
USB	US	2	\$30
DVI	DV	2	\$48

AVAILABLE ON  
BRATTICE  
ELEMENTS CONFERENCE  
ELIGA  
INTERPLAY  
PACES  
PARSONS  
PERFORMANCE  
TIM  
TOD  
TY  
UNO<sup>2</sup>  
VELA  
WAVELINK

Eclipse

Soft touch finish brings a hint of play to any fashionable work environment. Three port options. Mounts in surface.

SPECIFICATIONS

- Hole mount is 4.5" diameter

Model	Description
ECL-IP3X	Three (3) power
ECL-IP2U	Two (2) power and one (1) dual port USB charger



\$268 list  
\$310 list

Unit Color

STB	Soft Touch Black	n/c
STW	Soft Touch White	n/c

Cord Length

72	72" cord length	n/c
120	120" cord length	\$ 11 list

Model Example: ECL-IP2U-STB-72

AVAILABLE ON  
BRATTICE  
ELEMENTS CONFERENCE  
ELIGA  
INTERPLAY  
PACES  
PARSONS  
PERFORMANCE  
TIM  
TOD  
TY  
UNO<sup>2</sup>  
VELA  
WAVELINK

Hemisphere

Soft touch finish brings a hint of play to any fashionable work environment. Three port options. Mounts in surface.

SPECIFICATIONS

- Hole mount is 3" diameter

Model	Description
HEM-IP3X	Three (3) power
HEM-IP2U	Two (2) power and one (1) dual port USB charger



\$192 list  
\$240 list

Unit Color

STB	Soft Touch Black	n/c
STW	Soft Touch White	n/c

Cord Length

72	72" cord length	n/c
120	120" cord length	\$ 11 list

Model Example: HEM-IP2U-STB-72

AVAILABLE ON  
BRATTICE  
ELEMENTS CONFERENCE  
ELIGA  
INTERPLAY  
PACES  
PARSONS  
PERFORMANCE  
TIM  
TOD  
TY  
UNO<sup>2</sup>  
VELA  
WAVELINK

Node

Flush mount design complements a wide range of aesthetics. Plated or powder coat finishes bely a robust, die-cast construction.

Model	Description	
NOD-IP2X	Two (2) power	\$172 list
NOD-IP2U	One (1) power and one (1) dual port USB charger	\$234 list
NOD-IP2O	One (1) power and one (1) open data port	\$162 list



Unit Color (Additional finishes available upon request)

MPC	Midnight Powder Coat	n/c
PPC	Parchment Powder Coat	n/c
SPC	Silver Powder Coat	n/c

Cord Length

72	72" cord length	n/c
120	120" cord length	\$ 11 list

Data Option (Only available with NOD-IP2O)

DA	Cat6 RJ45 data jack w/ 10' patch cord	\$ 57 list
HD	HDMI jack	\$ 66 list
US	USB passive jack	\$ 42 list
VO	Cat3 RJ11 data jack w/ 7' cord	\$ 26 list

Model Example: NOD-IP2U-SPC-72

AVAILABLE ON  
BRATTICE  
ELEMENTS CONFERENCE  
ELIGA  
INTERPLAY  
PACES  
PARSONS  
PERFORMANCE  
TIM  
TOD  
TY  
UNO<sup>2</sup>  
VELA  
WAVELINK

Salt or Pepper

Individual USB charger or power outlet for easy, quick access applications.

SPECIFICATIONS

- Salt or Pepper hole mount is 1 3/4" diameter

Model	Description	
SLT	One (1) dual port USB charger w/ 72" cord	\$206 list
PPR	One (1) power outlet w/ 72" cord	\$ 92 list



Unit Color (Additional finishes available upon request)

BLK	Black
WHT	White

Model Example: SLT-BLK

AVAILABLE ON  
BRATTICE  
ELEMENTS CONFERENCE  
ELIGA  
INTERPLAY  
PACES  
PARSONS  
PERFORMANCE  
TIM  
TOD  
TY  
UNO<sup>2</sup>  
VELA  
WAVELINK

Mini-Tap

Mini-Tap provides 2 outlets that can be mounted, with key slots, so as to put power near the edge of the worksurface. Mini-Tap is black.

SPECIFICATIONS

- Two (2) Simplexes
- Available with spill-proof Simplexes

Model	Description	
MTP-IP2X	Two (2) power	\$115 list
MTP-IP2U	One (1) power and one (1) dual port USB charger	\$234 list

Cord Length

72	72" cord length	n/c
120	120" cord length	\$ 11 list

Model Example: MTP-IP2X-72



AVAILABLE ON  
BRATTICE  
ELEMENTS CONFERENCE  
ELIGA  
INTERPLAY  
PACES  
PARSONS  
PERFORMANCE  
TIM  
TOD  
TY  
UNO<sup>3</sup>  
VELA  
WAVELINK

#### Axil Z IP (Individually Powered)

Constructed out of anodized aluminum with a painted, steel faceplate, Axil Z is a robust, scalable and customizable power/data solution.



##### SPECIFICATIONS

- Mounts flat, sitting just above worksurface
- Requires cutout in worksurface
- Includes a voice/data adapter kit to accept couplers and jacks when required

Model	Description	
AXZ-IP-2-0	Two (2) power and no data	\$271 list
AXZ-IP-2-2	Two (2) power and two (2) open ports	\$271 list
AXZ-IP-2-4	Two (2) power and four (4) open ports	\$271 list
AXZ-IP-2-6	Two (2) power and six (6) open ports	\$271 list
AXZ-IP-3-1	Three (3) power and one (1) open port	\$302 list
AXZ-IP-3-3	Three (3) power and three (3) open ports	\$302 list
AXZ-IP-3-5	Three (3) power and five (5) open ports	\$302 list
AXZ-IP-4-0	Four (4) power and no open ports	\$333 list
AXZ-IP-4-2	Four (4) power and two (2) open ports	\$333 list
AXZ-IP-4-4	Four (4) power and four (4) open ports	\$333 list

##### Unit Color

Z06	Gloss Black	\$ 78 list
Z07	Gloss White	n/c
Z11	Gloss Black with Silver Trim	n/c
Z13	Silver Anodized with Black Trim	n/c

##### Cord Length

72	72" cord length	n/c
120	120" cord length	\$ 15 list

##### USB Charging Options

U1	One (1) dual port USB charging module (requires 1 open port)	\$ 92 list
U2	Two (2) dual port USB charging module (requires 2 open ports)	\$184 list

##### Data Option (Each data jack requires 1 open port)

DA	Cat6 RJ45 data jack w/ 10' patch cord	\$ 57 list
HD	HDMI jack	\$ 66 list
MS	Mini-stereo audio jack	\$ 18 list
US	USB passive jack	\$ 42 list
VG	VGA jack, 15 pin 3.5mm	\$ 83 list
VO	Cat3 RJ11 voice jack w/ 7' patch cord	\$ 26 list

**Model Example: AXZ-IP-4-2-Z07-72-DA-DA**

AVAILABLE ON  
BRATTICE  
ELEMENTS CONFERENCE  
ELIGA  
INTERPLAY  
PACES  
PARSONS  
PERFORMANCE  
TIM  
TOD  
TY  
UNO<sup>3</sup>  
VELA  
WAVELINK

#### Axil Z SL (Soft-Wired, Linked)

Constructed out of anodized aluminum with a painted, steel faceplate, Axil Z is a robust, scalable and customizable power/data solution.



##### SPECIFICATIONS

- Mounts flat, sitting just above worksurface
- Requires cutout in worksurface
- Includes a voice/data adapter kit to accept couplers and jacks when required
- Maximum of 8 units in sequence

Model	Description	
AXZ-SL-2-0	Two (2) power and no data	\$281 list
AXZ-SL-2-2	Two (2) power and two (2) open ports	\$281 list
AXZ-SL-2-4	Two (2) power and four (4) open ports	\$281 list
AXZ-SL-2-6	Two (2) power and six (6) open ports	\$281 list
AXZ-SL-3-1	Three (3) power and one (1) open port	\$312 list
AXZ-SL-3-3	Three (3) power and three (3) open ports	\$312 list
AXZ-SL-3-5	Three (3) power and five (5) open ports	\$312 list

**NOTE:** SOFT-WIRED, LINKED UNITS CAN HAVE A MAXIMUM OF 3 POWER OUTLETS AND 1 DUAL PORT USB CHARGING MODULE PER UNIT.

##### Unit Color

Z06	Gloss Black	\$ 78 list
Z07	Gloss White	n/c
Z11	Gloss Black with Silver Trim	n/c
Z13	Silver Anodized with Black Trim	n/c

##### Power Infeed Cord

BPS-72	72" cord length	\$307 list
BPS-120	120" cord length	\$318 list
BPS-180	180" cord length	\$338 list

**NOTE:** 8 UNITS PER 1 BPS.

##### Jumper

BEJ	Standard jumper included with tables up to and including 60". BEJ jumper required for tables greater than 60".	\$ 83 list
-----	--	------------

##### USB Charging Options

U1	One (1) dual port USB charging module (requires 1 open port)	\$ 92 list
U2	Two (2) dual port USB charging module (requires 2 open ports)	\$184 list

##### Data Option (Each data jack requires 1 open port)

DA	Cat6 RJ45 data jack w/ 10' patch cord	\$ 57 list
HD	HDMI jack	\$ 66 list
MS	Mini-stereo audio jack	\$ 18 list
US	USB passive jack	\$ 42 list
VG	VGA jack, 15 pin 3.5mm	\$ 83 list
VO	Cat3 RJ11 voice jack w/ 7' patch cord	\$ 26 list

**Model Example: AXZ-SL-2-0-Z11**

AVAILABLE ON  
BRATTICE  
ELEMENTS CONFERENCE  
ELIGA  
INTERPLAY  
PACES  
PARSONS  
PERFORMANCE  
TIM  
TOD  
TY  
UNO\*  
VELA  
WAVELINK

**Ellora IP** (Individually Powered)

Anodized aluminum construction and smart design keep cable clutter out of sight.

**SPECIFICATIONS**

- Includes a voice/data adapter kit to accept couplers and jacks when required
- Requires cutout in worksurface



Model	Description	
ELL-IP-2-0	Two (2) power and no data	\$402 list
ELL-IP-2-2	Two (2) power and two (2) open ports	\$402 list
ELL-IP-2-4	Two (2) power and four (4) open ports	\$402 list
ELL-IP-2-6	Two (2) power and six (6) open ports	\$402 list
ELL-IP-3-1	Three (3) power and one (1) open port	\$462 list
ELL-IP-3-3	Three (3) power and three (3) open ports	\$462 list
ELL-IP-3-5	Three (3) power and five (5) open ports	\$462 list
ELL-IP-4-0	Four (4) power and no open ports	\$523 list
ELL-IP-4-2	Four (4) power and two (2) open ports	\$523 list
ELL-IP-4-4	Four (4) power and four (4) open ports	\$523 list

**Unit Color**

Z07	Silver Anodized with White Trim	n/c
Z08	Silver Anodized with Black Trim	n/c
Z09	Black Anodized with Black Trim	\$ 78 list

**Cord Length**

72	72" cord length	n/c
120	120" cord length	\$ 15 list

**USB Charging Options**

U1	One (1) dual port USB charging module (requires 1 open port)	\$ 92 list
U2	Two (2) dual port USB charging module (requires 2 open ports)	\$184 list

**Data Option** (Each data jack requires 1 open port)

DA	Cat6 RJ45 data jack w/ 10' patch cord	\$ 57 list
HD	HDMI jack	\$ 66 list
MS	Mini-stereo audio jack	\$ 18 list
US	USB passive jack	\$ 42 list
VG	VGA jack, 15 pin 3.5mm	\$ 83 list
VO	Cat3 RJ11 voice jack w/ 7' patch cord	\$ 26 list

**Model Example:** ELL-IP-4-4-Z08-72-U1-DA-DA-HD

AVAILABLE ON  
BRATTICE  
ELEMENTS CONFERENCE  
ELIGA  
INTERPLAY  
PACES  
PARSONS  
PERFORMANCE  
TIM  
TOD  
TY  
UNO\*  
VELA  
WAVELINK

**Ellora SL** (Soft-Wired, Linked)

Smart design keeps cable clutter out of sight by allowing use while the lid is shut.

**SPECIFICATIONS**

- Includes a voice/data adapter kit to accept couplers and jacks when required
- Requires cutout in worksurface
- Maximum of 8 units in sequence



Model	Description	
ELL-SL-2-0	Two (2) power and no data	\$412 list
ELL-SL-2-2	Two (2) power and two (2) open ports	\$412 list
ELL-SL-2-4	Two (2) power and four (4) open ports	\$412 list
ELL-SL-2-6	Two (2) power and six (6) open ports	\$412 list
ELL-SL-3-1	Three (3) power and one (1) open port	\$473 list
ELL-SL-3-3	Three (3) power and three (3) open ports	\$473 list
ELL-SL-3-5	Three (3) power and five (5) open ports	\$473 list

**NOTE** SOFT-WIRED, LINKED UNITS CAN HAVE A MAXIMUM OF 3 POWER OUTLETS AND 1 DUAL PORT USB CHARGING MODULE PER UNIT.

**Unit Color**

Z07	Silver Anodized with White Trim	n/c
Z08	Silver Anodized with Black Trim	n/c
Z09	Black Anodized with Black Trim	\$ 78 list

**Power Infeed Cord**

BPS-72	72" cord length	\$307 list
BPS-120	120" cord length	\$318 list
BPS-180	180" cord length	\$338 list

**NOTE** 8 UNITS PER 1 BPS.

**Jumper**

BEJ	Standard jumper included with tables up to and including 60". BEJ jumper required for tables greater than 60".	\$ 83 list
-----	--	------------

**USB Charging Options**

U1	One (1) dual port USB charging module (requires 1 open port)	\$ 92 list
U2	Two (2) dual port USB charging module (requires 2 open ports)	\$184 list

**Data Option** (Each data jack requires 1 open port)

DA	Cat6 RJ45 data jack w/ 10' patch cord	\$ 57 list
HD	HDMI jack	\$ 66 list
MS	Mini-stereo audio jack	\$ 18 list
US	USB passive jack	\$ 42 list
VG	VGA jack, 15 pin 3.5mm	\$ 83 list
VO	Cat3 RJ11 voice jack w/ 7' patch cord	\$ 26 list

**Model Example:** ELL-SL-2-0-Z08

AVAILABLE ON  
BRATTICE  
ELEMENTS CONFERENCE  
ELIGA  
INTERPLAY  
PACES  
PARSONS  
PERFORMANCE  
TIM  
TOD  
TY  
UNO<sup>®</sup>  
VELA

#### Mho IP (Individually Powered)

Retractable and durably constructed. Highly functional with a fluid, one touch door that remains open during use.



##### SPECIFICATIONS

- Fluid, one touch accessibility
- Includes a voice/data adapter kit to accept couplers and jacks when required

Model	Description	
MHO-IP-2-0	Two (2) power and no data	\$344 list
MHO-IP-2-2	Two (2) power and two (2) open ports	\$344 list
MHO-IP-2-4	Two (2) power and four (4) open ports	\$344 list
MHO-IP-2-6	Two (2) power and six (6) open ports	\$344 list
MHO-IP-3-1	Three (3) power and one (1) open port	\$375 list
MHO-IP-3-3	Three (3) power and three (3) open ports	\$375 list
MHO-IP-3-5	Three (3) power and five (5) open ports	\$375 list
MHO-IP-4-0	Four (4) power and no open ports	\$406 list
MHO-IP-4-2	Four (4) power and two (2) open ports	\$406 list
MHO-IP-4-4	Four (4) power and four (4) open ports	\$406 list

##### Unit Color

Z01	Silver Anodized with Black Trim	n/c
Z02	Silver Anodized with White Trim	n/c
EFA	Clear Anodized	n/c
EFF	Black Anodized	\$ 78 list

##### Cord Length

72	72" cord length	n/c
120	120" cord length	\$ 15 list

##### USB Charging Options

U1	One (1) dual port USB charging module (requires 1 open port)	\$ 92 list
U2	Two (2) dual port USB charging module (requires 2 open ports)	\$184 list

##### Data Option (Each data jack requires 1 open port)

DA	Cat6 RJ45 data jack w/ 10' patch cord	\$ 57 list
HD	HDMI jack	\$ 66 list
MS	Mini-stereo audio jack	\$ 18 list
US	USB passive jack	\$ 42 list
VG	VGA jack, 15 pin 3.5mm	\$ 83 list
VO	Cat3 RJ11 voice jack w/ 7' patch cord	\$ 26 list

**Model Example: MHO-IP-3-3-Z01-72-U1-DA-DA**

AVAILABLE ON  
BRATTICE  
ELEMENTS CONFERENCE  
ELIGA  
INTERPLAY  
PACES  
PARSONS  
PERFORMANCE  
TIM  
TOD  
TY  
UNO<sup>®</sup>  
VELA  
WAVELINK

#### Mho SL (Soft-Wired, Linked)

Retractable and durably constructed. Highly functional with a fluid, one touch door that remains open during use.



##### SPECIFICATIONS

- Fluid, one touch accessibility
- Includes a voice/data adapter kit to accept couplers and jacks when required
- Maximum of 8 units in sequence

Model	Description	
MHO-SL-2-0	Two (2) power and no data	\$354 list
MHO-SL-2-2	Two (2) power and two (2) open ports	\$354 list
MHO-SL-2-4	Two (2) power and four (4) open ports	\$354 list
MHO-SL-2-6	Two (2) power and six (6) open ports	\$354 list
MHO-SL-3-1	Three (3) power and one (1) open port	\$385 list
MHO-SL-3-3	Three (3) power and three (3) open ports	\$385 list
MHO-SL-3-5	Three (3) power and five (5) open ports	\$385 list

**NOTE:** SOFT-WIRED, LINKED UNITS CAN HAVE A MAXIMUM OF 3 POWER OUTLETS AND 1 DUAL PORT USB CHARGING MODULE PER UNIT.

##### Unit Color

Z01	Silver Anodized with Black Trim	n/c
Z02	Silver Anodized with White Trim	n/c
EFA	Clear Anodized	n/c
EFF	Black Anodized	\$ 78 list

##### Power Infeed Cord

BPS-72	72" cord length	\$307 list
BPS-120	120" cord length	\$318 list
BPS-180	180" cord length	\$338 list

**NOTE:** 8 UNITS PER 1 BPS.

##### Jumper

BEJ	Standard jumper included with tables up to and including 60". BEJ jumper required for tables greater than 60".	\$ 83 list
-----	--	------------

##### USB Charging Options

U1	One (1) dual port USB charging module (requires 1 open port)	\$ 92 list
U2	Two (2) dual port USB charging module (requires 2 open ports)	\$184 list

##### Data Option (Each data jack requires 1 open port)

DA	Cat6 RJ45 data jack w/ 10' patch cord	\$ 57 list
HD	HDMI jack	\$ 66 list
MS	Mini-stereo audio jack	\$ 18 list
US	USB passive jack	\$ 42 list
VG	VGA jack, 15 pin 3.5mm	\$ 83 list
VO	Cat3 RJ11 voice jack w/ 7' patch cord	\$ 26 list

**Model Example: MHO-SL-2-0-Z02**

Versteel Power

AVAILABLE ON  
BRATTICE  
ELEMENTS CONFERENCE  
INTERPLAY  
PACES  
PARSONS  
PERFORMANCE  
TIM  
TOD  
TY  
UNO<sup>®</sup>  
VELA  
WAVELINK

Ashley Duo Under

Specify code **HNP****U** (power supply unit required with soft-wired linking systems), add \$210.00 list. 1 per sequence.

Sharp, clean design features smooth receptacle faces, sleek satin metal trim, and optional ports for extensive power and data delivery.



Model	Description	
ADU-IP	Two (2) power, two (2) dual port USB charging, individually powered, soft-wired	\$310 list
ADU-HW	Two (2) power, two (2) dual port USB charging, individually powered, hard-wired	\$310 list
ADU-SL	Two (2) power, two (2) dual port USB charging, soft-wired linking (includes jumper)	\$411 list

Unit Color

BB	Black with Black Mounting Bracket	n/c
WS	White with Silver Mounting Bracket	n/c
WW	White with White Mounting Bracket	n/c

Cord Length (Individually powered units only)

72	72" cord length	n/c
120	120" cord length	\$ 11 list

AVAILABLE ON  
BRATTICE  
ELEMENTS CONFERENCE  
INTERPLAY  
PACES  
PARSONS  
PERFORMANCE  
TIM  
TOD  
TY  
UNO<sup>®</sup>  
VELA  
WAVELINK

Ashley Trio Under

Specify code **HNP****U** (power supply unit required with soft-wired linking systems), add \$210.00 list. 1 per sequence.

Sharp, clean design features smooth receptacle faces, sleek satin metal trim, and optional ports for extensive power and data delivery.



Model	Description	
ATU-IP	Three (3) power, two (2) dual port USB charging, individually powered, soft-wired	\$384 list
ATU-HW	Three (3) power, two (2) dual port USB charging, individually powered, hard-wired	\$384 list
ATU-SL	Three (3) power, two (2) dual port USB charging, soft-wired linking (includes jumper)	\$474 list

Unit Color

BB	Black with Black Mounting Bracket	n/c
WS	White with Silver Mounting Bracket	n/c
WW	White with White Mounting Bracket	n/c

Cord Length (Individually powered units only)

72	72" cord length	n/c
120	120" cord length	\$ 11 list



18

Parsons Table

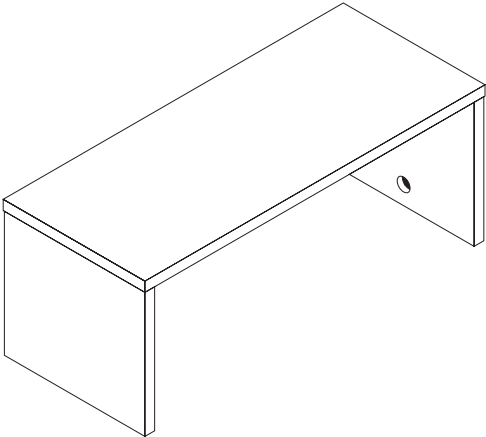
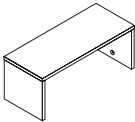
29" Height



Questions?  
1.800.876.2120

Power & Data Options  
Please reference the Power & Data section (pages 11-16) or the Power & Data Price List

Wire Management Options	Code	Price
One Panel Wire Management .....	BWP	\$ 120
Two Panel Wire Management .....	BWP2	\$ 240

29" Height	Description	Model #	Product Wt	Price	Parsons Table
Parsons	18 x 72	PR1 1872H29	193	2799	
	18 x 96	PR1 1896H29	240	3248	
	18 x 120	PR1 18120H29	288	3955	
	24 x 72	PR1 2472H29	233	3229	
	24 x 96	PR1 2496H29	288	3757	
	24 x 120	PR1 24120H29	343	4543	
	30 x 72	PR1 3072H29	274	3658	
	30 x 96	PR1 3096H29	336	4266	
	30 x 120	PR1 30120H29	399	5130	
	36 x 72	PR1 3672H29	315	4239	
	36 x 96	PR1 3696H29	385	5183	
	36 x 120	PR1 36120H29	455	5975	
	42 x 72	PR1 4272H29	355	4668	
	42 x 96	PR1 4296H29	433	5691	
	42 x 120	PR1 42120H29	510	6563	

Sample Product

Number Construction:

1

Choose your base model.

2

Specify the laminate code.

3

a. Indicate selected power and data options.

b. Indicate selected wire management options.



**Questions?**  
1.800.876.2120

**Power & Data Options**  
Please reference the Power & Data section (pages 11-16) or  
the Power & Data Price List

Wire Management Options	Code	Price
One Panel Wire Management .....	BWP	\$ 120
Two Panel Wire Management .....	BWP2	\$ 240

36" Height	Description	Model #	Product Wt	Price	Parsons Table
Parsons	18 x 72	PR1 1872H36	206	3089	
	18 x 96	PR1 1896H36	253	3591	
	18 x 120	PR1 18120H36	301	4093	
	24 x 72	PR1 2472H36	251	3565	
	24 x 96	PR1 2496H36	306	4146	
	24 x 120	PR1 24120H36	361	4727	
	30 x 72	PR1 3072H36	296	4041	
	30 x 96	PR1 3096H36	358	4701	
	30 x 120	PR1 30120H36	421	5362	
	36 x 72	PR1 3672H36	341	4516	
	36 x 96	PR1 3696H36	411	5460	
	36 x 120	PR1 36120H36	481	6253	
	42 x 72	PR1 4272H36	386	4992	
	42 x 96	PR1 4296H36	463	6015	
	42 x 120	PR1 42120H36	541	6887	

20

Parsons Table

42" Height



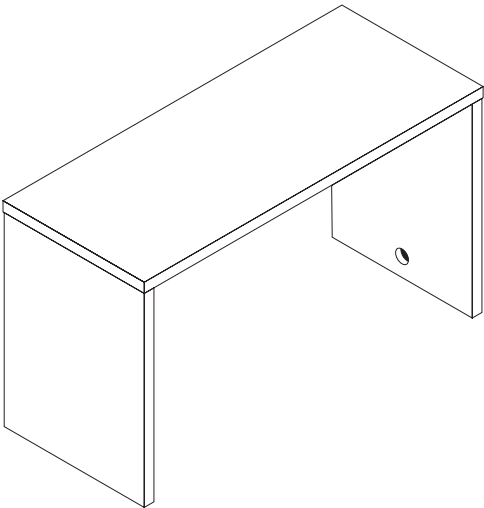
Questions?

1.800.876.2120

Power & Data Options

Please reference the Power & Data section (pages 11-16) or the Power & Data Price List

Wire Management Options	Code	Price
One Panel Wire Management .....	BWP	\$ 120
Two Panel Wire Management .....	BWP2	\$ 240

42" Height	Description	Model #	Product Wt	Price	Parsons Table
Parsons	18 x 72	PR1 1872H42	217	3208	
	18 x 96	PR1 1896H42	265	3710	
	18 x 120	PR1 18120H42	312	4212	
	24 x 72	PR1 2472H42	266	3723	
	24 x 96	PR1 2496H42	321	4305	
	24 x 120	PR1 24120H42	376	4886	
	30 x 72	PR1 3072H42	315	4239	
	30 x 96	PR1 3096H42	377	4899	
	30 x 120	PR1 30120H42	440	5560	
	36 x 72	PR1 3672H42	363	4754	
	36 x 96	PR1 3696H42	433	5698	
	36 x 120	PR1 36120H42	503	6490	
	42 x 72	PR1 4272H42	412	5269	
	42 x 96	PR1 4296H42	490	6292	
	42 x 120	PR1 42120H42	567	7164	

Sample Product Number Construction:

1

Choose your base model.

2

Specify the laminate code.

3

a. Indicate selected power and data options.


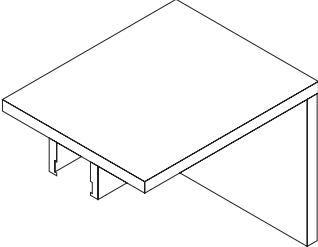
b. Indicate selected wire management options.



Questions?  
1.800.876.2120

Power & Data Options  
Please reference the Power & Data section (pages 11-16) or  
the Power & Data Price List

Wire Management Options	Code	Price
One Panel Wire Management .....	BWP	\$ 120
Two Panel Wire Management .....	BWP2	\$ 240

Style	Description	Model #	Product Wt	Price	Parsons Table
 Parsons ADA	30 x 36	PR1 A3036H29	111	2746	
	36 x 36	PR1 A3636H29	122	3057	
	42 x 36	PR1 A4236H29	133	3367	



All prices are delivered list price effective with date printed on cover and supersedes all other published price lists. VERSTEEL reserves the right to change prices or specifications without prior notice. Orders are accepted subject to price prevailing at time of shipment.

VERSTEEL.COM

800.876.2120  
2332 Cathy Lane Jasper, Indiana 47546

© 2017 Versteel