

# A Series™ Storage

North America Price List / Specification Guide– April 2018



This Haworth North American price book contains US list prices.



Canadian customers can convert the US list price into their Canadian equivalent by going to [www.Haworth.com/Canada](http://www.Haworth.com/Canada) to find the current Canadian multipliers. These multiplier factors allow you to convert the US list price into a Canadian list price.

# Price Book Overview

The following list gives a general overview of the content included within this price book (price list and specification guide) and explains how the book is organized and where information can be found.

- 1 Front Cover**
  - Includes the title and pricing effectivity date.
- 2 Electronic Update Page / Canadian Conversion**
  - Electronic versions of the Price Book (.pdf files) will include an Electronic Update Page listing the most recent updates and addendum added since the original version was created. If this section is blank no updates or addendums have been added.
  - Each update will include a description, page number, date and a link to the updated or new page.
  - The footer contains Canadian conversion information for converting US pricing into the Canadian equivalent.
- 3 Table of Contents**
  - Price List content with page numbers.
- 4 Price List**

Each price list page contains the following:

  - Product Illustration
  - Catalog Number
  - To Order Specify – sequencing for ordering product options and finishes
  - List Prices
  - Product Specification Dimensions
  - Features
  - Specification Tips
  - Class, Discount Group Number (used for discounting) and GSA information
- 5 Specification Guide**
  - Table of Contents – specification guide content with page numbers
  - Statement of Line – provides a pictorial outline of the product offering
  - Product Overview – brief introduction of the product and application intent
  - Easy Planning Steps – basic steps of planning with the product line
  - Product Details – product attributes, dimensions, surface materials and functionality
  - Product Application – vertical and horizontal planning guidelines including support and load, power, and storage
  - Technical Specifications – provides performance ratings, material composition and manufacturing process information
- 6 Finishes, Fabrics and COM**
  - Lists information for material finishes and availability.
  - Provides COM information and requirements (if applicable).
- 7 North American Terms of Sale**
  - Haworth terms for ordering, pricing, shipping and delivery, general terms, and services.
- 8 Index**
  - Products are listed alphabetically by alpha-numeric catalog numbers with price list page number.
- 9 Product Non-Obsolescence and Warranty Policy**
  - Provides Haworth policy for non-obsolescence and warranty.

## Additional Information and Resources

Prices are subject to change without notice or approval. Haworth dealers should always submit proposals through Lynx before presenting to customers. See North American Terms of Sale for more information.

### Online Resources

#### [haworth.com](http://haworth.com)

- Haworth's corporate website provides access to price books and a variety of other resources and publications.

#### [surfaces.haworth.com](http://surfaces.haworth.com)

- Website provides access to the most current fabrics and finishes offered across Haworth's various product lines.

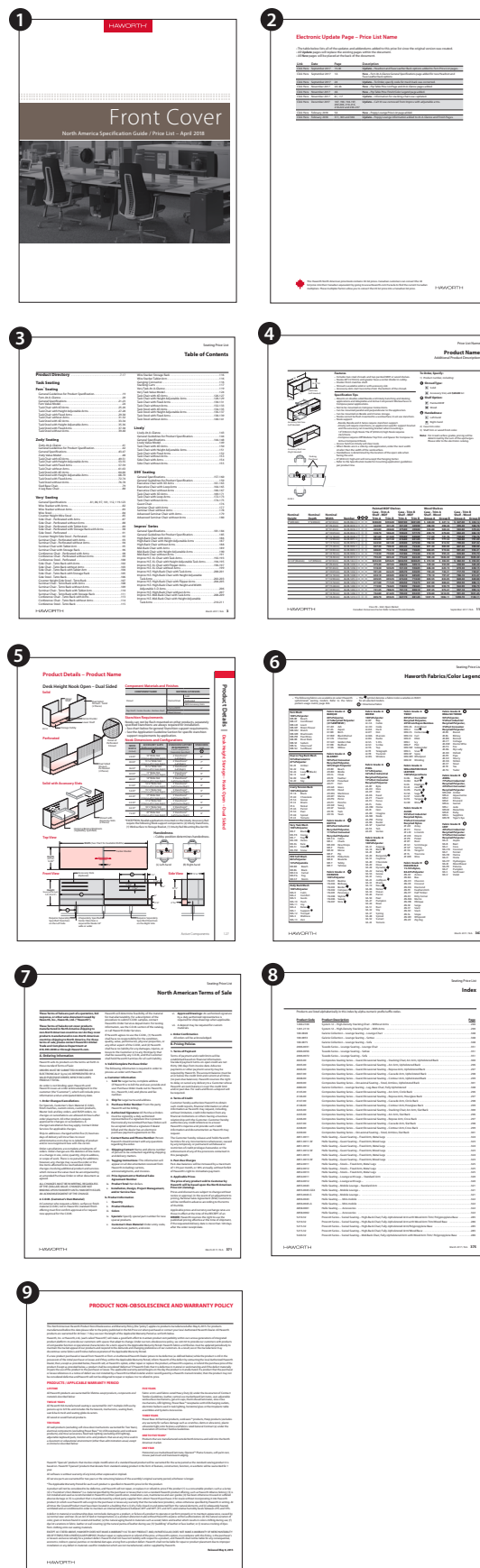


Table of Contents

1.5H Open Credenzas

48" Wide — Laminate Case ..... 5  
48" Wide — Wood Case ..... 6  
60" Wide — Laminate Case ..... 7  
60" Wide — Wood Case ..... 8  
72" Wide — Laminate Case ..... 9  
72" Wide — Wood Case ..... 10

1.5H Credenzas with Drawers

48" Wide — Laminate Case with Steel Front ..... 12, 13  
48" Wide — Laminate Case with Laminate Front ..... 14, 15  
48" Wide — Wood Case with Steel Front ..... 16, 17  
48" Wide — Wood Case with Wood Front ..... 18, 19  
60" Wide — Laminate Case with Steel Front ..... 20, 21  
60" Wide — Laminate Case with Laminate Front ..... 22, 23  
60" Wide — Wood Case with Steel Front ..... 24, 25  
60" Wide — Wood Case with Wood Front ..... 26, 27  
72" Wide — Laminate Case with Steel Front ..... 28, 29  
72" Wide — Laminate Case with Laminate Front ..... 30, 31  
72" Wide — Wood Case with Steel Front ..... 32, 33  
72" Wide — Wood Case with Wood Front ..... 34, 35

1.5H Credenzas with Hinged Doors

48" Wide — Laminate Case with Steel Front ..... 36, 37  
48" Wide — Laminate Case with Laminate Front ..... 38, 39  
48" Wide — Wood Case with Steel Front ..... 40, 41  
48" Wide — Wood Case with Wood Front ..... 42, 43  
60" Wide — Laminate Case with Steel Front ..... 44, 45, 46  
60" Wide — Laminate Case with Laminate Front ..... 47, 48, 49  
60" Wide — Wood Case with Steel Front ..... 51, 52, 53  
60" Wide — Wood Case with Wood Front ..... 55, 56, 57  
72" Wide — Laminate Case with Steel Front ..... 59, 60, 61  
72" Wide — Laminate Case with Laminate Front ..... 63, 64, 65  
72" Wide — Wood Case with Steel Front ..... 67, 68, 69  
72" Wide — Wood Case with Wood Front ..... 71, 72, 73

2H Open Credenzas

48" Wide — Laminate Case ..... 74  
48" Wide — Wood Case ..... 75  
60" Wide — Laminate Case ..... 76  
60" Wide — Wood Case ..... 77  
72" Wide — Laminate Case ..... 78  
72" Wide — Wood Case ..... 79

2H Credenzas with Drawer and Doors

48" Wide — Laminate Case with Steel Front ..... 80, 81  
48" Wide — Laminate Case with Laminate Front ..... 82, 83  
48" Wide — Wood Case with Steel Front ..... 84, 85  
48" Wide — Wood Case with Wood Front ..... 86, 87  
60" Wide — Laminate Case with Steel Front ..... 88, 89  
60" Wide — Laminate Case with Laminate Front ..... 90, 91  
60" Wide — Wood Case with Steel Front ..... 92, 93  
60" Wide — Wood Case with Wood Front ..... 94, 95  
72" Wide — Laminate Case with Steel Front ..... 96, 97  
72" Wide — Laminate Case with Laminate Front ..... 98, 99  
72" Wide — Wood Case with Steel Front ..... 100, 101  
72" Wide — Wood Case with Wood Front ..... 102, 103

Brackets

Desk-to-Storage Bracket ..... 104  
Floating Worksurface Bracket ..... 104  
Storage to Panel Bracket ..... 105

Accessories

Cushion ..... 106  
Front-to-Back Hanging Bars ..... 106  
Drawer Liner ..... 106  
Personal Tray ..... 106

Finishes and Fabrics

Finish/Color Legend .....147  
Seating Fabric/Color Legend .....148-149  
COM Yardage Requirements .....150

Terms of Sale

North America .....151-154

Index .....155-156

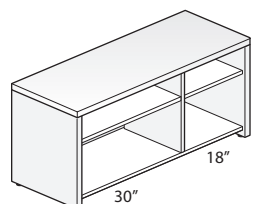
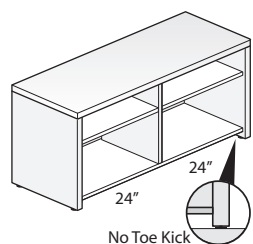
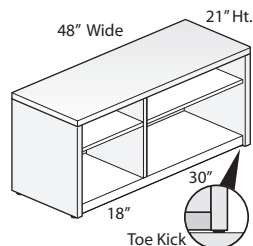
Lifetime Product Warranty .....Inside Back Cover



## 1.5H Open Credenzas

48" Wide — Laminate Case

Height	Depth	Width	Number	①	Case - Laminate A Shelf & Back - Steel		Case - Laminate B Shelf & Back - Steel	
					Trim A	Trim B	Trim A	Trim B
18"(457mm) Open Left/30"(762mm) Open Right								
21"(533mm)	18"(457mm)	48"(1219mm)	GCLN-2148-TVNF	■ NN	\$855.33	\$877.88	\$919.91	\$942.46
24"(610mm) Open Left/24"(610mm) Open Right								
21"(533mm)	18"(457mm)	48"(1219mm)	GCLN-2148-UUNF	■ NN	\$855.33	\$877.88	\$919.91	\$942.46
30"(762mm) Open Left/18"(457mm) Open Right								
21"(533mm)	18"(457mm)	48"(1219mm)	GCLN-2148-VTNF	■ NN	\$855.33	\$877.88	\$919.91	\$942.46



GCLN-2148

**Features**

- Includes:
  - Laminate top, end panels, and interior vertical divider.
  - Painted steel back panel, bottom panel, and one adjustable shelf for each open section.
- 1 3/16"(30mm) thick laminate top has 3mm edgeband on front and back, 1mm edgeband on the sides.
- Laminate end panels and interior vertical divider have 1mm edgeband on all sides.
- Full back panel encloses the entire back of the credenza.
- Available with a standard side panel base, or base with toe kick panel:
  - Standard base; credenza end panels extend past the bottom panel to the floor, leaving 1 3/4"(30mm) open space below the bottom panel.
  - Base with toe kick; encloses the open space below the bottom panel.
- Each open section has three shelf mounting locations; hole locations are in 1 1/4"(32mm) increments, with the lowest location 10 1/4"(260mm) above bottom panel.
- Shelves are 3/4"(19mm) thick and 16 1/2"(419mm) deep.
- Interior height of open section is 17 1/2"(445mm).
- Glides provide 1"(25mm) adjustment range.
- Ships fully assembled.

**Specification Tips**

- Credenza units are not field retrofitable.
- Designed to be used with Haworth's Integrated Palette; UniGroup Too, PREMISE, Reside Desking, and Intuity Bench.
- Credenza is freestanding and does not require a counterweight.
- If credenza is used in a nested application, verify clearance heights.

**Note:** The following products can be separately specified and field installed:

- Grommet
- File/Storage Cushion
- Adjustable Shelf

**To Order, Specify:**

1) Product number, including:

**① Base Type:**

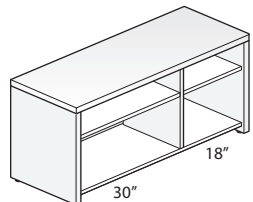
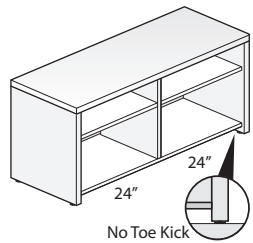
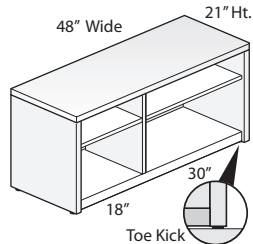
- S** Standard Base
- T** Base with Toe Kick, add **\$17.19** list

- 2) Laminate color for top and end panels.  
 3) Edge trim color for top and end panels.  
 4) Trim color for back/bottom/shelf.

# 1.5H Open Credenzas

48" Wide — Wood Case

Height	Depth	Width	Number	①	Case - Wood Group A		Case - Wood Group B	
					Shelf & Back - Steel Trim A	Trim B	Shelf & Back - Steel Trim A	Trim B
18"(457mm) Open Left/30"(762mm) Open Right								
21"(533mm)	18"(457mm)	48"(1219mm)	GCWN-2148-TVNF	■ NN	\$1595.14	\$1617.69	\$1730.24	\$1752.79
24"(610mm) Open Left/24"(610mm) Open Right								
21"(533mm)	18"(457mm)	48"(1219mm)	GCWN-2148-UUNF	■ NN	\$1595.14	\$1617.69	\$1730.24	\$1752.79
30"(762mm) Open Left/18"(457mm) Open Right								
21"(533mm)	18"(457mm)	48"(1219mm)	GCWN-2148-VTNF	■ NN	\$1595.14	\$1617.69	\$1730.24	\$1752.79



GCWN-2148

## Features

- Includes:
  - Wood top, end panels, and interior vertical divider.
  - Painted steel back panel, bottom panel, and one adjustable shelf for each open section.
- 1 3/16"(30mm) thick wood veneer top has 3mm edgeband on front and back, 1mm edgeband on the sides.
- Wood end panels and interior vertical divider have 1mm edgeband on all sides.
- Full back panel encloses the entire back of the credenza.
- Available with a standard side panel base, or base with toe kick panel:
  - Standard base; credenza end panels extend past the bottom panel to the floor, leaving 1 3/4"(30mm) open space below the bottom panel.
  - Base with toe kick; encloses the open space below the bottom panel.
- Each open section has three shelf mounting locations; hole locations are in 1 1/4"(32mm) increments, with the lowest location 10 1/4"(260mm) above bottom panel.
- Shelves are 3/4"(19mm) thick and 16 1/2"(419mm) deep.
- Interior height of open section is 17 1/2"(445mm).
- Glides provide 1"(25mm) adjustment range.
- Ships fully assembled.

## Specification Tips

- Credenza units are not field retrofitable.
- Designed to be used with Haworth's Integrated Palette; UniGroup Too, PREMISE, Reside Desking, and Intuity Bench.
- Credenza is freestanding and does not require a counterweight.
- If credenza is used in a nested application, verify clearance heights.

**Note:** The following products can be separately specified and field installed:

- Grommet
- File/Storage Cushion
- Adjustable Shelf

## To Order, Specify:

1) Product number, including:

### ① Base Type:

- S** Standard Base
- T** Base with Toe Kick, add \$17.19 list

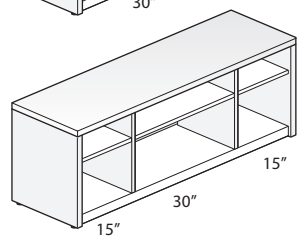
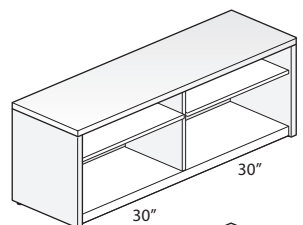
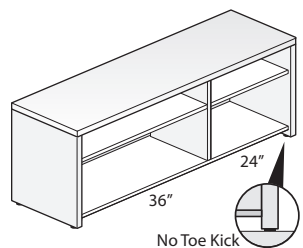
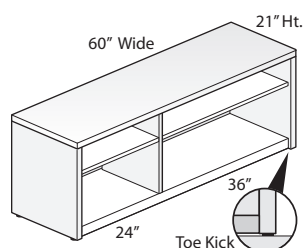
2) Wood finish color for top and end panels.

3) Trim color for back/bottom/shelf.

## 1.5H Open Credenzas

60" Wide — Laminate Case

					Case - Laminate A Shelf & Back - Steel Trim A                  Trim B		Case - Laminate B Shelf & Back - Steel Trim A                  Trim B	
Height	Depth	Width	Number	①				
18”(457mm) Open Left/42”(1067mm) Open Right								
21”(533mm)	18”(457mm)	60”(1524mm)	GCLN-2160-TZNF	■	NN	\$902.85	\$931.88	\$ 970.31                  \$ 999.34
24”(610mm) Open Left/36”(914mm) Open Right								
21”(533mm)	18”(457mm)	60”(1524mm)	GCLN-2160-UXNF	■	NN	\$902.85	\$931.88	\$ 970.31                  \$ 999.34
30”(762mm) Open Left/30”(762mm) Open Right								
21”(533mm)	18”(457mm)	60”(1524mm)	GCLN-2160-VVNF	■	NN	\$902.85	\$931.88	\$ 970.31                  \$ 999.34
36”(914mm) Open Left/24”(610mm) Open Right								
21”(533mm)	18”(457mm)	60”(1524mm)	GCLN-2160-XUNF	■	NN	\$902.85	\$931.88	\$ 970.31                  \$ 999.34
42”(1067mm) Open Left/18”(457mm) Open Right								
21”(533mm)	18”(457mm)	60”(1524mm)	GCLN-2160-ZTNF	■	NN	\$902.85	\$931.88	\$ 970.31                  \$ 999.34
15”(381mm) Open Left/30”(762mm) Open Center/15”(381mm) Open Right								
21”(533mm)	18”(457mm)	60”(1524mm)	GCLN-2160-RVRF	■	NN	\$934.99	\$964.02	\$1002.45                  \$1031.48



GCLN-2160

**Features**

- Includes:
  - Laminate top, end panels, and interior vertical divider(s).
  - Painted steel back panel, bottom panel, and one adjustable shelf for each open section.
- 1 3/16"(30mm) thick laminate top has 3mm edgeband on front and back, 1mm edgeband on the sides.
- Laminate end panels and interior vertical dividers have 1mm edgeband on all sides.
- Full back panel encloses the entire back of the credenza.
- Available with a standard side panel base, or base with toe kick panel:
  - Standard base; credenza end panels extend past the bottom panel to the floor, leaving 1 3/4"(30mm) open space below the bottom panel.
  - Base with toe kick; encloses the open space below the bottom panel.
- Each open section has three shelf mounting locations; hole locations are in 1 1/4"(32mm) increments, with the lowest location 10 1/4"(260mm) above bottom panel.
- Shelves are 3/4"(19mm) thick and 16 1/2"(419mm) deep.
- Interior height of open section is 17 1/2"(445mm).
- Glides provide 1"(25mm) adjustment range.
- Ships fully assembled.

**Specification Tips**

- Credenza units are not field retrofitable.
- Designed to be used with Haworth's Integrated Palette; UniGroup Too, PREMISE, Reside Desking, and Intuity Bench.
- Credenza is freestanding and does not require a counterweight.
- If credenza is used in a nested application, verify clearance heights.

**Note:** The following products can be separately specified and field installed:

- Grommet
- File/Storage Cushion
- Adjustable Shelf

**To Order, Specify:**

- Product number, including:

**① Base Type:**

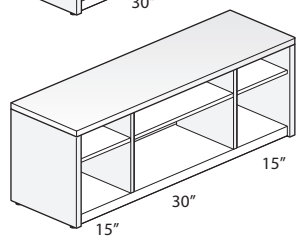
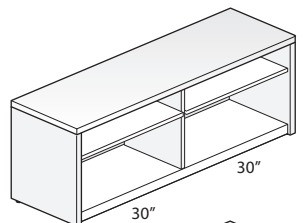
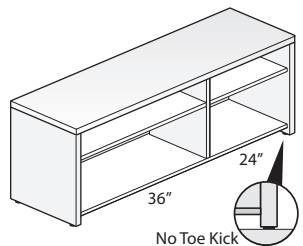
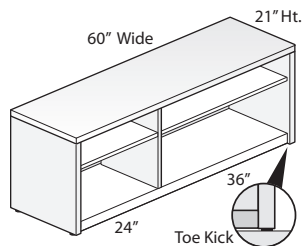
- S** Standard Base
- T** Base with Toe Kick, add **\$23.67** list

- Laminate color for top and end panels.
- Edge trim color for top and end panels.
- Trim color for back/bottom/shelf.

# 1.5H Open Credenzas

60" Wide — Wood Case

Height	Depth	Width	Number	①	Case - Wood Group A		Case - Wood Group B	
					Shelf & Back - Steel Trim A	Trim B	Shelf & Back - Steel Trim A	Trim B
18”(457mm) Open Left/42”(1067mm) Open Right								
21”(533mm)	18”(457mm)	60”(1524mm)	GCWN-2160-TZNF	■ NN	\$1670.02	\$1699.05	\$1816.28	\$1845.31
24”(610mm) Open Left/36”(914mm) Open Right								
21”(533mm)	18”(457mm)	60”(1524mm)	GCWN-2160-UXNF	■ NN	\$1670.02	\$1699.05	\$1816.28	\$1845.31
30”(762mm) Open Left/30”(762mm) Open Right								
21”(533mm)	18”(457mm)	60”(1524mm)	GCWN-2160-VVNF	■ NN	\$1670.02	\$1699.05	\$1816.28	\$1845.31
36”(914mm) Open Left/24”(610mm) Open Right								
21”(533mm)	18”(457mm)	60”(1524mm)	GCWN-2160-XUNF	■ NN	\$1670.02	\$1699.05	\$1816.28	\$1845.31
42”(1067mm) Open Left/18”(457mm) Open Right								
21”(533mm)	18”(457mm)	60”(1524mm)	GCWN-2160-ZTNF	■ NN	\$1670.02	\$1699.05	\$1816.28	\$1845.31
15”(381mm) Open Left/30”(762mm) Open Center/15”(381mm) Open Right								
21”(533mm)	18”(457mm)	60”(1524mm)	GCWN-2160-RVRF	■ NN	\$1702.16	\$1731.19	\$1848.42	\$1877.45



GCWN-2160

## Features

- Includes:
  - Wood top, end panels, and interior vertical divider(s).
  - Painted steel back panel, bottom panel, and one adjustable shelf for each open section.
- 1 3/16"(30mm) thick wood veneer top has 3mm edgeband on front and back, 1mm edgeband on the sides.
- Wood end panels and interior vertical dividers have 1mm edgeband on all sides.
- Full back panel encloses the entire back of the credenza.
- Available with a standard side panel base, or base with toe kick panel:
  - Standard base; credenza end panels extend past the bottom panel to the floor, leaving 1 3/4"(30mm) open space below the bottom panel.
  - Base with toe kick; encloses the open space below the bottom panel.
- Each open section has three shelf mounting locations; hole locations are in 1 1/4"(32mm) increments, with the lowest location 10 1/4"(260mm) above bottom panel.
- Shelves are 3/4"(19mm) thick and 16 1/2"(419mm) deep.
- Interior height of open section is 17 1/2"(445mm).
- Glides provide 1"(25mm) adjustment range.
- Ships fully assembled.

## Specification Tips

- Credenza units are not field retrofitable.
- Designed to be used with Haworth's Integrated Palette; UniGroup Too, PREMISE, Reside Desking, and Intuity Bench.
- Credenza is freestanding and does not require a counterweight.
- If credenza is used in a nested application, verify clearance heights.

**Note:** The following products can be separately specified and field installed:

- Grommet
- File/Storage Cushion
- Adjustable Shelf

## To Order, Specify:

- 1) Product number, including:

### ① Base Type:

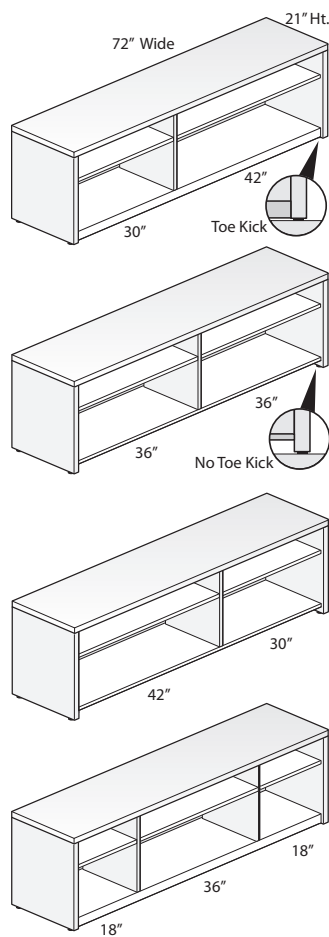
- S** Standard Base
- T** Base with Toe Kick, add **\$23.67** list

- 2) Wood finish color for top and end panels.
- 3) Trim color for back/bottom/shelf.

## 1.5H Open Credenzas

72" Wide — Laminate Case

Height	Depth	Width	Number	①	Case - Laminate A Shelf & Back - Steel		Case - Laminate B Shelf & Back - Steel	
					Trim A	Trim B	Trim A	Trim B
30″(762mm) Open Left/42″(1067mm) Open Right								
21″(533mm)	18″(457mm)	72″(1829mm)	GCLN-2172-VZNF	■ NN	\$950.37	\$ 985.88	\$1020.71	\$1056.22
36″(914mm) Open Left/36″(914mm) Open Right								
21″(533mm)	18″(457mm)	72″(1829mm)	GCLN-2172-XXNF	■ NN	\$950.37	\$ 985.88	\$1020.71	\$1056.22
42″(1067mm) Open Left/30″(762mm) Open Right								
21″(533mm)	18″(457mm)	72″(1829mm)	GCLN-2172-ZVNF	■ NN	\$950.37	\$ 985.88	\$1020.71	\$1056.22
18″(457mm) Open Left/36″(914mm) Open Center/18″(457mm) Open Right								
21″(533mm)	18″(457mm)	72″(1829mm)	GCLN-2172-TXTF	■ NN	\$982.51	\$1018.02	\$1052.85	\$1088.36



GCLN-2172

**Features**

- Includes:
  - Laminate top, end panels, and interior vertical divider(s).
  - Painted steel back panel, bottom panel, and one adjustable shelf for each open section.
- 1 3/16"(30mm) thick laminate top has 3mm edgeband on front and back, 1mm edgeband on the sides.
- Laminate end panels and interior vertical dividers have 1mm edgeband on all sides.
- Full back panel encloses the entire back of the credenza.
- Available with a standard side panel base, or base with toe kick panel:
  - Standard base; credenza end panels extend past the bottom panel to the floor, leaving 1 3/4"(30mm) open space below the bottom panel.
  - Base with toe kick; encloses the open space below the bottom panel.
- Each open section has three shelf mounting locations; hole locations are in 1 1/4"(32mm) increments, with the lowest location 10 1/4"(260mm) above bottom panel.
- Shelves are 3/4"(19mm) thick and 16 1/2"(419mm) deep.
- Interior height of open section is 17 1/2"(445mm).
- Glides provide 1"(25mm) adjustment range.
- Ships fully assembled.

**Specification Tips**

- Credenza units are not field retrofitable.
- Designed to be used with Haworth's Integrated Palette; UniGroup Too, PREMISE, Reside Desking, and Intuity Bench.
- Credenza is freestanding and does not require a counterweight.
- If credenza is used in a nested application, verify clearance heights.

**Note:** The following products can be separately specified and field installed:

- Grommet
- File/Storage Cushion
- Adjustable Shelf

**To Order, Specify:**

1) Product number, including:

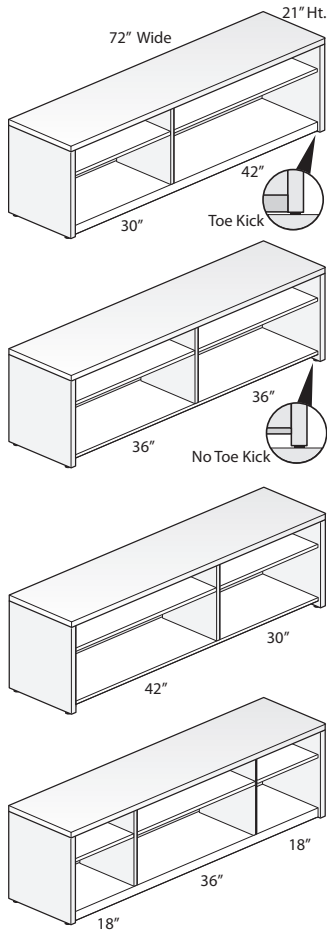
**① Base Type:**

- S** Standard Base
  - T** Base with Toe Kick, add **\$30.15** list
- 2) Laminate color for top and end panels.
- 3) Edge trim color for top and end panels.
- 4) Trim color for back/bottom/shelf.

# 1.5H Open Credenzas

72" Wide — Wood Case

					Case - Wood Group A		Case - Wood Group B	
Height	Depth	Width	Number	①	Shelf & Back - Steel		Shelf & Back - Steel	
					Trim A	Trim B	Trim A	Trim B
30"(762mm) Open Left/42"(1067mm) Open Right								
21"(533mm)	18"(457mm)	72"(1829mm)	GCWN-2172-VZNF	■ NN	\$1744.90	\$1780.41	\$1902.32	\$1937.83
36"(914mm) Open Left/36"(914mm) Open Right								
21"(533mm)	18"(457mm)	72"(1829mm)	GCWN-2172-XXNF	■ NN	\$1744.90	\$1780.41	\$1902.32	\$1937.83
42"(1067mm) Open Left/30"(762mm) Open Right								
21"(533mm)	18"(457mm)	72"(1829mm)	GCWN-2172-VZNF	■ NN	\$1744.90	\$1780.41	\$1902.32	\$1937.83
18"(457mm) Open Left/36"(914mm) Open Center/18"(457mm) Open Right								
21"(533mm)	18"(457mm)	72"(1829mm)	GCWN-2172-TXTF	■ NN	\$1777.04	\$1812.55	\$1934.46	\$1969.97



GCWN-2172

## Features

- Includes:
  - Wood top, end panels, and interior vertical divider(s).
  - Painted steel back panel, bottom panel, and one adjustable shelf for each open section.
- 1 3/16"(30mm) thick wood veneer top has 3mm edgeband on front and back, 1mm edgeband on the sides.
- Wood end panels and interior vertical dividers have 1mm edgeband on all sides.
- Full back panel encloses the entire back of the credenza.
- Available with a standard side panel base, or base with toe kick panel:
  - Standard base; credenza end panels extend past the bottom panel to the floor, leaving 1 3/4"(30mm) open space below the bottom panel.
  - Base with toe kick; encloses the open space below the bottom panel.
- Each open section has three shelf mounting locations; hole locations are in 1 1/4"(32mm) increments, with the lowest location 10 1/4"(260mm) above bottom panel.
- Shelves are 3/4"(19mm) thick and 16 1/2"(419mm) deep.
- Interior height of open section is 17 1/2"(445mm).
- Glides provide 1"(25mm) adjustment range.
- Ships fully assembled.

## Specification Tips

- Credenza units are not field retrofitable.
- Designed to be used with Haworth's Integrated Palette; UniGroup Too, PREMISE, Reside Desking, and Intuity Bench.
- Credenza is freestanding and does not require a counterweight.
- If credenza is used in a nested application, verify clearance heights.

**Note:** The following products can be separately specified and field installed:

- Grommet
- File/Storage Cushion
- Adjustable Shelf

## To Order, Specify:

1) Product number, including:

### ① Base Type:

- S** Standard Base
- T** Base with Toe Kick, add \$30.15 list

2) Wood finish color for top and end panels.

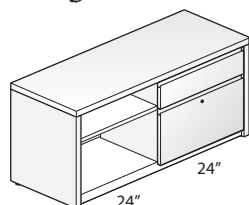
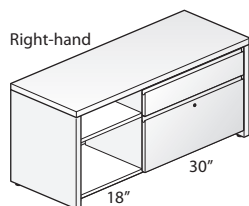
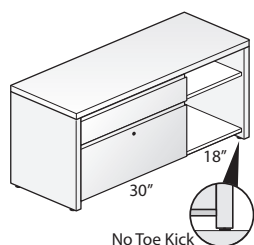
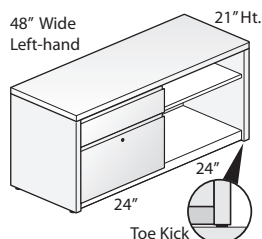
3) Trim color for back/bottom/shelf.



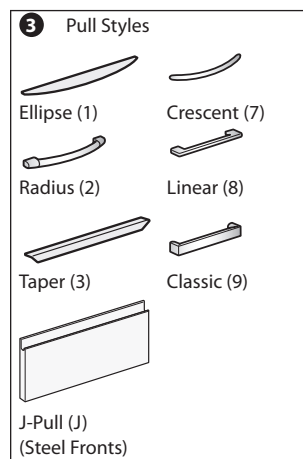
This page intentionally blank

# 1.5H Credenzas with Drawers

48" Wide — Laminate Case with Steel Front



GCLS-2148



## Features

- Includes:
  - Laminate top, end panels, and interior vertical divider.
  - Painted steel drawer fronts, back panel, bottom panel, and one adjustable shelf for the open section.
  - Counterweight (when applicable).
- 1 3/16" (30mm) thick laminate top has 3mm edgeband on front and back, 1mm edgeband on the sides.
- Laminate end panels and interior vertical divider have 1mm edgeband on all sides.
- Available with storage back panel or full back panel:
  - Storage back panel provides enclosure to the drawer section only.
  - Full back panel provides enclosure along the entire back.
- Available with a standard side panel base, or base with toe kick panel:
  - Standard base; credenza end panels extend past the bottom panel to the floor, leaving 1 3/4" (30mm) open space below the bottom panel.
  - Base with toe kick; encloses the open space below the bottom panel (front only).
- Available with or without lock; single lock is chrome and locks both drawers.
- Drawers have full extension ball-bearing slides.
- Drawer interiors are black.
- File drawer includes side-to-side hanging file bars.
- Optional drawer pulls include Ellipse, Radius, Taper, Crescent, Linear, Classic, and J-Pull.
  - Ellipse pull available in non-metallic trim colors only.
  - Radius pull available in metallic trim colors only.
  - Taper pull color matches painted steel back, bottom, and shelf.
  - J-Pull trim color matches painted steel front.
  - Crescent, Linear and Classic pulls are brushed nickel finish.
- Open section has three shelf mounting locations; hole locations are in 1 1/4" (32mm) increments, with the lowest location 10 1/4" (260mm) above bottom panel.
- Shelves are 3/4" (19mm) thick and 16 1/2" (419mm) deep.
- Interior height of open section is 17 1/2" (445mm).
- Glides provide 1" (25mm) adjustment range.
- Ships fully assembled.

## Specification Tips

- Credenza units are not field retrofitable.
- Designed to be used with Haworth's Integrated Palette; UniGroup Too, PREMISE, Reside Desking, and Intuity Bench.
- 48" (1219mm) wide credenza is freestanding; unit with 24" (610mm) wide drawers does not require a counterweight; unit with 30" (762mm) wide drawers includes a counterweight for proper stability.
- File drawer does not accommodate the File Drawer Insert.
- Bookcase section with shelf is open at the back unless the credenza is specified with a full back panel.
- If credenza is used in a nested application, verify clearance heights.

**Note:** The following products can be separately specified and field installed:

- Grommet
- File/Storage Cushion
- Adjustable Shelf
- Drawer Liner
- Recycle Bin
- Personal Tray
- Front-to-Back File Bars

## To Order, Specify:

1) Product number, including:

### 1 Back Panel Type:

- C** Storage Back Panel
- F** Full Back Panel, add **\$28.92** list

### 2 Base Type:

- S** Standard Base
- T** Base with Toe Kick, add **\$17.19** list

### 3 Pull (see side bar):

### 4 Lock Option:

- N** No Lock
- Y** Lock, add **\$26.78** list

- Laminate color for top and end panels.
- Edge trim color for top and end panels.
- Trim color for drawer fronts.
- Trim color for back/bottom/shelf.
- Trim color for pull (Ellipse and Radius only).

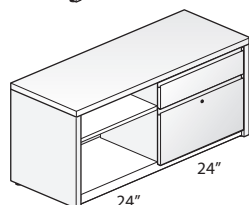
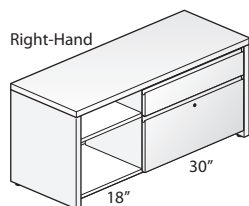
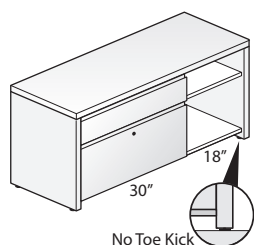
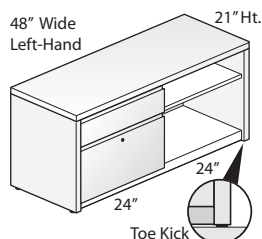
# 1.5H Credenzas with Drawers

48" Wide — Laminate Case with Steel Front

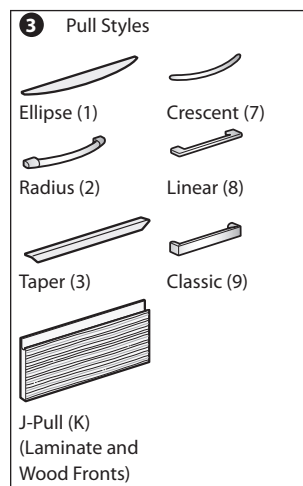
Height	Depth	Width	Pull	Number	①②③④	Front - Steel Trim A		Front - Steel Trim B	
						Shelf & Back - Steel Trim A	Steel Trim B	Shelf & Back - Steel Trim A	Steel Trim B
Case — Laminate A									
Left-Hand									
24”(610mm) Box/File Left/24”(610mm) Open Right									
21”(533mm)	18”(457mm)	48”(1219mm)	1, J	GCLS-2148-BUN	<div></div> <div></div> <div></div> <div></div>	\$1284.87	\$1292.90	\$1303.13	\$1311.16
			2, 3	GCLS-2148-BUN	<div></div> <div></div> <div></div> <div></div>	1338.43	1346.46	1356.69	1364.72
			7, 8, 9	GCLS-2148-BUN	<div></div> <div></div> <div></div> <div></div>	1349.15	1357.18	1367.41	1375.44
30”(762mm) Box/File Left/18”(457mm) Open Right									
21”(533mm)	18”(457mm)	48”(1219mm)	1, J	GCLS-2148-CTN	<div></div> <div></div> <div></div> <div></div>	\$1304.13	\$1312.16	\$1322.39	\$1330.42
			2, 3	GCLS-2148-CTN	<div></div> <div></div> <div></div> <div></div>	1357.69	1365.72	1375.95	1383.98
			7, 8, 9	GCLS-2148-CTN	<div></div> <div></div> <div></div> <div></div>	1368.41	1376.44	1386.67	1394.70
Right-Hand									
24”(610mm) Open Left/24”(610mm) Box/File Right									
21”(533mm)	18”(457mm)	48”(1219mm)	1, J	GCLS-2148-UBN	<div></div> <div></div> <div></div> <div></div>	\$1284.87	\$1292.90	\$1303.13	\$1311.16
			2, 3	GCLS-2148-UBN	<div></div> <div></div> <div></div> <div></div>	1338.43	1346.46	1356.69	1364.72
			7, 8, 9	GCLS-2148-UBN	<div></div> <div></div> <div></div> <div></div>	1349.15	1357.18	1367.41	1375.44
18”(457mm) Open Left/30”(762mm) Box/File Right									
21”(533mm)	18”(457mm)	48”(1219mm)	1, J	GCLS-2148-TCN	<div></div> <div></div> <div></div> <div></div>	\$1304.13	\$1312.16	\$1322.39	\$1330.42
			2, 3	GCLS-2148-TCN	<div></div> <div></div> <div></div> <div></div>	1357.69	1365.72	1375.95	1383.98
			7, 8, 9	GCLS-2148-TCN	<div></div> <div></div> <div></div> <div></div>	1368.41	1376.44	1386.67	1394.70
Case — Laminate B									
Left-Hand									
24”(610mm) Box/File Left/24”(610mm) Open Right									
21”(533mm)	18”(457mm)	48”(1219mm)	1, J	GCLS-2148-BUN	<div></div> <div></div> <div></div> <div></div>	\$1349.45	\$1357.48	\$1367.71	\$1375.74
			2, 3	GCLS-2148-BUN	<div></div> <div></div> <div></div> <div></div>	1403.01	1411.04	1421.27	1429.30
			7, 8, 9	GCLS-2148-BUN	<div></div> <div></div> <div></div> <div></div>	1413.73	1421.76	1431.99	1440.02
30”(762mm) Box/File Left/18”(457mm) Open Right									
21”(533mm)	18”(457mm)	48”(1219mm)	1, J	GCLS-2148-CTN	<div></div> <div></div> <div></div> <div></div>	\$1368.71	\$1376.74	\$1386.97	\$1395.00
			2, 3	GCLS-2148-CTN	<div></div> <div></div> <div></div> <div></div>	1422.27	1430.30	1440.53	1448.56
			7, 8, 9	GCLS-2148-CTN	<div></div> <div></div> <div></div> <div></div>	1432.99	1441.02	1451.25	1459.28
Right-Hand									
24”(610mm) Open Left/24”(610mm) Box/File Right									
21”(533mm)	18”(457mm)	48”(1219mm)	1, J	GCLS-2148-UBN	<div></div> <div></div> <div></div> <div></div>	\$1349.45	\$1357.48	\$1367.71	\$1375.74
			2, 3	GCLS-2148-UBN	<div></div> <div></div> <div></div> <div></div>	1403.01	1411.04	1421.27	1429.30
			7, 8, 9	GCLS-2148-UBN	<div></div> <div></div> <div></div> <div></div>	1413.73	1421.76	1431.99	1440.02
18”(457mm) Open Left/30”(762mm) Box/File Right									
21”(533mm)	18”(457mm)	48”(1219mm)	1, J	GCLS-2148-TCN	<div></div> <div></div> <div></div> <div></div>	\$1368.71	\$1376.74	\$1386.97	\$1395.00
			2, 3	GCLS-2148-TCN	<div></div> <div></div> <div></div> <div></div>	1422.27	1430.30	1440.53	1448.56
			7, 8, 9	GCLS-2148-TCN	<div></div> <div></div> <div></div> <div></div>	1432.99	1441.02	1451.25	1459.28

# 1.5H Credenzas with Drawers

48" Wide — Laminate Case with Laminate Front



GCLL-2148



## Features

- Includes:
  - Laminate top, end panels, interior vertical divider, and one adjustable shelf for the open section.
  - Painted steel back panel, bottom panel, and adjustable shelves.
  - Counterweight (when applicable).
- 1 3/16" (30mm) thick laminate top has 3mm edgeband on front and back, 1mm edgeband on the sides.
- Laminate end panels and interior vertical divider have 1mm edgeband on all sides.
- Available with storage back panel or full back panel:
  - Storage back panel provides enclosure to the drawer section only.
  - Full back panel provides enclosure along the entire back.
- Available with a standard side panel base, or base with toe kick panel:
  - Standard base; credenza end panels extend past the bottom panel to the floor, leaving 1 3/4" (30mm) open space below the bottom panel.
  - Base with toe kick; encloses the open space below the bottom panel (front only).
- Available with or without lock; single lock is chrome and locks both drawers.
- Drawers have full extension ball-bearing slides.
- Drawer interiors are black.
- File drawer includes side-to-side hanging file bars.
- Optional drawer pulls include Ellipse, Radius, Taper, Crescent, Linear, Classic, and J-Pull.
  - Ellipse pull available in non-metallic trim colors only.
  - Radius pull available in metallic trim colors only.
  - Taper and J-Pull color matches painted steel back, bottom, and shelf.
  - Crescent, Linear and Classic pulls are brushed nickel finish.
- Open section has three shelf mounting locations; hole locations are in 1 1/4" (32mm) increments, with the lowest location 10 1/4" (260mm) above bottom panel.
- Shelves are 3/4" (19mm) thick and 16 1/2" (419mm) deep.
- Interior height of open section is 17 1/2" (445mm).
- Glides provide 1" (25mm) adjustment range.
- Ships fully assembled.

## Specification Tips

- Credenza units are not field retrofitable.
- Designed to be used with Haworth's Integrated Palette; UniGroup Too, PREMISE, Reside Desking, and Intuity Bench.
- 48" (1219mm) wide credenza is freestanding; unit with 24" (610mm) wide drawers does not require a counterweight; unit with 30" (762mm) wide drawers includes a counterweight for proper stability.
- File drawer does not accommodate the File Drawer Insert.
- Bookcase section with shelf is open at the back unless the credenza is specified with a full back panel.
- If credenza is used in a nested application, verify clearance heights.

**Note:** The following products can be separately specified and field installed:

- Grommet
- File/Storage Cushion
- Adjustable Shelf
- Drawer Liner
- Recycle Bin
- Personal Tray
- Front-to-Back File Bars

## To Order, Specify:

1) Product number, including:

### 1 Back Panel Type:

- C** Storage Back Panel
- F** Full Back Panel, add **\$28.92** list

### 2 Base Type:

- S** Standard Base
- T** Base with Toe Kick, add **\$17.19** list

### 3 Pull (see side bar):

### 4 Lock Option:

- N** No Lock
- Y** Lock, add **\$26.78** list

- Laminate color for top and end panels.
- Edge trim color for top and end panels.
- Laminate color for drawer fronts.
- Edge trim color for drawer fronts.
- Trim color for back/bottom/shelf.
- Trim color for pull (Ellipse and Radius only).

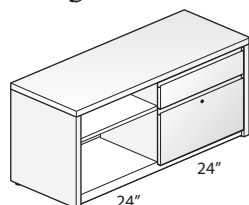
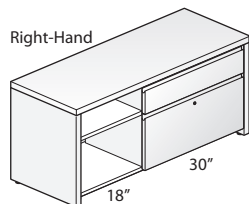
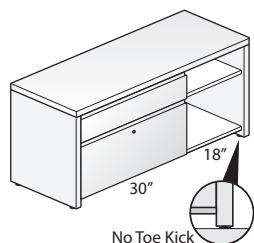
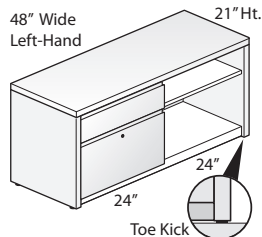
# 1.5H Credenzas with Drawers

48" Wide — Laminate Case with Laminate Front

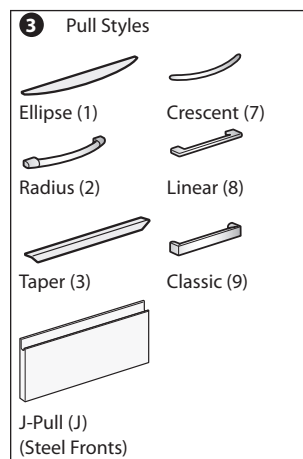
Height	Depth	Width	Pull	Number	①②③④	Front - Laminate A		Front - Laminate B	
						Shelf & Back - Steel Trim A	Steel Trim B	Shelf & Back - Steel Trim A	Steel Trim B
Case — Laminate A									
Left-Hand									
24”(610mm) Box/File Left/24”(610mm) Open Right									
21”(533mm)	18”(457mm)	48”(1219mm)	1	GCLL-2148-BUN	■ ■ 1 ■	\$1370.43	\$1378.46	\$1441.05	\$1449.08
			2, 3	GCLL-2148-BUN	■ ■ ■ ■	1423.99	1432.02	1494.61	1502.64
			7, 8, 9	GCLL-2148-BUN	■ ■ ■ ■	1434.71	1442.74	1505.33	1513.36
			K	GCLL-2148-BUN	■ ■ K ■	1498.97	1507.00	1569.59	1577.62
30”(762mm) Box/File Left/18”(457mm) Open Right									
21”(533mm)	18”(457mm)	48”(1219mm)	1	GCLL-2148-CTN	■ ■ 1 ■	\$1389.69	\$1397.72	\$1460.31	\$1468.34
			2, 3	GCLL-2148-CTN	■ ■ ■ ■	1443.25	1451.28	1513.87	1521.90
			7, 8, 9	GCLL-2148-CTN	■ ■ ■ ■	1453.97	1462.00	1524.59	1532.62
			K	GCLL-2148-CTN	■ ■ K ■	1518.23	1526.26	1588.85	1596.88
Right-Hand									
24”(610mm) Open Left/24”(610mm) Box/File Right									
21”(533mm)	18”(457mm)	48”(1219mm)	1	GCLL-2148-UBN	■ ■ 1 ■	\$1370.43	\$1378.46	\$1441.05	\$1449.08
			2, 3	GCLL-2148-UBN	■ ■ ■ ■	1423.99	1432.02	1494.61	1502.64
			7, 8, 9	GCLL-2148-UBN	■ ■ ■ ■	1434.71	1442.74	1505.33	1513.36
			K	GCLL-2148-UBN	■ ■ K ■	1498.97	1507.00	1569.59	1577.62
18”(457mm) Open Left/30”(762mm) Box/File Right									
21”(533mm)	18”(457mm)	48”(1219mm)	1	GCLL-2148-TCN	■ ■ 1 ■	\$1389.69	\$1397.72	\$1460.31	\$1468.34
			2, 3	GCLL-2148-TCN	■ ■ ■ ■	1443.25	1451.28	1513.87	1521.90
			7, 8, 9	GCLL-2148-TCN	■ ■ ■ ■	1453.97	1462.00	1524.59	1532.62
			K	GCLL-2148-TCN	■ ■ K ■	1518.23	1526.26	1588.85	1596.88
Case — Laminate B									
Left-Hand									
24”(610mm) Box/File Left/24”(610mm) Open Right									
21”(533mm)	18”(457mm)	48”(1219mm)	1	GCLL-2148-BUN	■ ■ 1 ■	\$1435.01	\$1443.04	\$1505.63	\$1513.66
			2, 3	GCLL-2148-BUN	■ ■ ■ ■	1488.57	1496.60	1559.19	1567.22
			7, 8, 9	GCLL-2148-BUN	■ ■ ■ ■	1499.29	1507.32	1569.91	1577.94
			K	GCLL-2148-BUN	■ ■ K ■	1563.55	1571.58	1634.17	1642.20
30”(762mm) Box/File Left/18”(457mm) Open Right									
21”(533mm)	18”(457mm)	48”(1219mm)	1	GCLL-2148-CTN	■ ■ 1 ■	\$1454.27	\$1462.30	\$1524.89	\$1532.92
			2, 3	GCLL-2148-CTN	■ ■ ■ ■	1507.83	1515.86	1578.45	1586.48
			7, 8, 9	GCLL-2148-CTN	■ ■ ■ ■	1518.55	1526.58	1589.17	1597.20
			K	GCLL-2148-CTN	■ ■ K ■	1582.81	1590.84	1653.43	1661.46
Right-Hand									
24”(610mm) Open Left/24”(610mm) Box/File Right									
21”(533mm)	18”(457mm)	48”(1219mm)	1	GCLL-2148-UBN	■ ■ 1 ■	\$1435.01	\$1443.04	\$1505.63	\$1513.66
			2, 3	GCLL-2148-UBN	■ ■ ■ ■	1488.57	1496.60	1559.19	1567.22
			7, 8, 9	GCLL-2148-UBN	■ ■ ■ ■	1499.29	1507.32	1569.91	1577.94
			K	GCLL-2148-UBN	■ ■ K ■	1563.55	1571.58	1634.17	1642.20
18”(457mm) Open Left/30”(762mm) Box/File Right									
21”(533mm)	18”(457mm)	48”(1219mm)	1	GCLL-2148-TCN	■ ■ 1 ■	\$1454.27	\$1462.30	\$1524.89	\$1532.92
			2, 3	GCLL-2148-TCN	■ ■ ■ ■	1507.83	1515.86	1578.45	1586.48
			7, 8, 9	GCLL-2148-TCN	■ ■ ■ ■	1518.55	1526.58	1589.17	1597.20
			K	GCLL-2148-TCN	■ ■ K ■	1582.81	1590.84	1653.43	1661.46

# 1.5H Credenzas with Drawers

48" Wide — Wood Case with Steel Front



GCWS-2148



## Features

- Includes:
  - Wood top, end panels, and interior vertical divider.
  - Painted steel drawer fronts, back panel, bottom panel, and one adjustable shelf for the open section.
  - Counterweight (when applicable).
- 1 3/16" (30mm) thick wood veneer top has 3mm edgeband on front and back, 1mm edgeband on the sides.
- Wood end panels and interior vertical divider have 1mm edgeband on all sides.
- Available with storage back panel or full back panel:
  - Storage back panel provides enclosure to the drawer section only.
  - Full back panel provides enclosure along the entire back.
- Available with a standard side panel base, or base with toe kick panel:
  - Standard base; credenza end panels extend past the bottom panel to the floor, leaving 1 3/4" (30mm) open space below the bottom panel.
  - Base with toe kick; encloses the open space below the bottom panel (front only).
- Available with or without lock; single lock is chrome and locks both drawers.
- Drawers have full extension ball-bearing slides.
- Drawer interiors are black.
- File drawer includes side-to-side hanging file bars.
- Optional drawer pulls include Ellipse, Radius, Taper, Crescent, Linear, Classic, and J-Pull.
  - Ellipse pull available in non-metallic trim colors only.
  - Radius pull available in metallic trim colors only.
  - Taper pull color matches painted steel back, bottom, and shelf.
  - J-Pull trim color matches painted steel front.
  - Crescent, Linear and Classic pulls are brushed nickel finish.
- Open section has three shelf mounting locations; hole locations are in 1 1/4" (32mm) increments, with the lowest location 10 1/4" (260mm) above bottom panel.
- Shelves are 3/4" (19mm) thick and 16 1/2" (419mm) deep.
- Interior height of open section is 17 1/2" (445mm).
- Glides provide 1" (25mm) adjustment range.
- Ships fully assembled.

## Specification Tips

- Credenza units are not field retrofitable.
- Designed to be used with Haworth's Integrated Palette; UniGroup Too, PREMISE, Reside Desking, and Intuity Bench.
- 48" (1219mm) wide credenza is freestanding; unit with 24" (610mm) wide drawers does not require a counterweight; unit with 30" (762mm) wide drawers includes a counterweight for proper stability.
- File drawer does not accommodate the File Drawer Insert.
- Bookcase section with shelf is open at the back unless the credenza is specified with a full back panel.
- If credenza is used in a nested application, verify clearance heights.

**Note:** The following products can be separately specified and field installed:

- Grommet
- File/Storage Cushion
- Adjustable Shelf
- Drawer Liner
- Recycle Bin
- Personal Tray
- Front-to-Back File Bars

## To Order, Specify:

1) Product number, including:

### 1 Back Panel Type:

- C** Storage Back Panel
- F** Full Back Panel, add **\$28.92** list

### 2 Base Type:

- S** Standard Base
- T** Base with Toe Kick, add **\$17.19** list

### 3 Pull (see side bar):

### 4 Lock Option:

- N** No Lock
- Y** Lock, add **\$26.78** list

2) Wood finish color for top and end panels.

3) Trim color for drawer fronts.

4) Trim color for back/bottom/shelf.

5) Trim color for pull (Ellipse and Radius only).



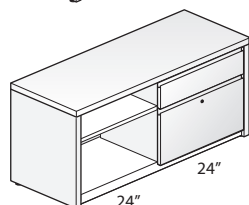
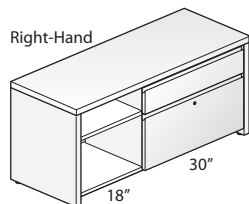
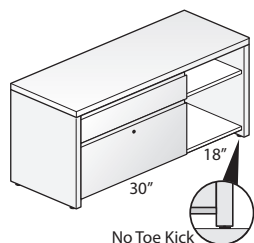
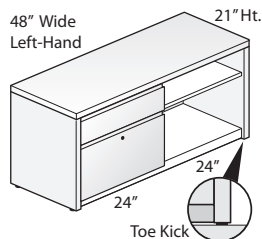
# 1.5H Credenzas with Drawers

48" Wide — Wood Case with Steel Front

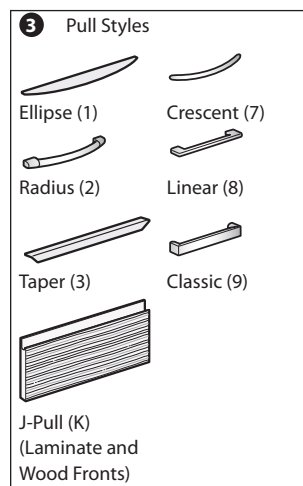
Height	Depth	Width	Pull	Number	①②③④	Front - Steel Trim A		Front - Steel Trim B			
						Shelf & Back - Steel Trim A	Steel Trim B	Shelf & Back - Steel Trim A	Steel Trim B		
Case — Wood Group A											
Left-Hand											
24”(610mm) Box/File Left/24”(610mm) Open Right											
21”(533mm)	18”(457mm)	48”(1219mm)	1, J	GCWS-2148-BUN	<div></div>	<div></div>	<div></div>	\$2024.68	\$2032.71	\$2042.94	\$2050.97
			2, 3	GCWS-2148-BUN	<div></div>	<div></div>	<div></div>	2078.24	2086.27	2096.50	2104.53
			7, 8, 9	GCWS-2148-BUN	<div></div>	<div></div>	<div></div>	2088.96	2096.99	2107.22	2115.25
30”(762mm) Box/File Left/18”(457mm) Open Right											
21”(533mm)	18”(457mm)	48”(1219mm)	1, J	GCWS-2148-CTN	<div></div>	<div></div>	<div></div>	\$2043.94	\$2051.97	\$2062.20	\$2070.23
			2, 3	GCWS-2148-CTN	<div></div>	<div></div>	<div></div>	2097.50	2105.53	2115.76	2123.79
			7, 8, 9	GCWS-2148-CTN	<div></div>	<div></div>	<div></div>	2108.22	2116.25	2126.48	2134.51
Right-Hand											
24”(610mm) Open Left/24”(610mm) Box/File Right											
21”(533mm)	18”(457mm)	48”(1219mm)	1, J	GCWS-2148-UBN	<div></div>	<div></div>	<div></div>	\$2024.68	\$2032.71	\$2042.94	\$2050.97
			2, 3	GCWS-2148-UBN	<div></div>	<div></div>	<div></div>	2078.24	2086.27	2096.50	2104.53
			7, 8, 9	GCWS-2148-UBN	<div></div>	<div></div>	<div></div>	2088.96	2096.99	2107.22	2115.25
18”(457mm) Open Left/30”(762mm) Box/File Right											
21”(533mm)	18”(457mm)	48”(1219mm)	1, J	GCWS-2148-TCN	<div></div>	<div></div>	<div></div>	\$2043.94	\$2051.97	\$2062.20	\$2070.23
			2, 3	GCWS-2148-TCN	<div></div>	<div></div>	<div></div>	2097.50	2105.53	2115.76	2123.79
			7, 8, 9	GCWS-2148-TCN	<div></div>	<div></div>	<div></div>	2108.22	2116.25	2126.48	2134.51
Case — Wood Group B											
Left-Hand											
24”(610mm) Box/File Left/24”(610mm) Open Right											
21”(533mm)	18”(457mm)	48”(1219mm)	1, J	GCWS-2148-BUN	<div></div>	<div></div>	<div></div>	\$2159.78	\$2167.81	\$2178.04	\$2186.07
			2, 3	GCWS-2148-BUN	<div></div>	<div></div>	<div></div>	2213.34	2221.37	2231.60	2239.63
			7, 8, 9	GCWS-2148-BUN	<div></div>	<div></div>	<div></div>	2224.06	2232.09	2242.32	2250.35
30”(762mm) Box/File Left/18”(457mm) Open Right											
21”(533mm)	18”(457mm)	48”(1219mm)	1, J	GCWS-2148-CTN	<div></div>	<div></div>	<div></div>	\$2179.04	\$2187.07	\$2197.30	\$2205.33
			2, 3	GCWS-2148-CTN	<div></div>	<div></div>	<div></div>	2232.60	2240.63	2250.86	2258.89
			7, 8, 9	GCWS-2148-CTN	<div></div>	<div></div>	<div></div>	2243.32	2251.35	2261.58	2269.61
Right-Hand											
24”(610mm) Open Left/24”(610mm) Box/File Right											
21”(533mm)	18”(457mm)	48”(1219mm)	1, J	GCWS-2148-UBN	<div></div>	<div></div>	<div></div>	\$2159.78	\$2167.81	\$2178.04	\$2186.07
			2, 3	GCWS-2148-UBN	<div></div>	<div></div>	<div></div>	2213.34	2221.37	2231.60	2239.63
			7, 8, 9	GCWS-2148-UBN	<div></div>	<div></div>	<div></div>	2224.06	2232.09	2242.32	2250.35
18”(457mm) Open Left/30”(762mm) Box/File Right											
21”(533mm)	18”(457mm)	48”(1219mm)	1, J	GCWS-2148-TCN	<div></div>	<div></div>	<div></div>	\$2179.04	\$2187.07	\$2197.30	\$2205.33
			2, 3	GCWS-2148-TCN	<div></div>	<div></div>	<div></div>	2232.60	2240.63	2250.86	2258.89
			7, 8, 9	GCWS-2148-TCN	<div></div>	<div></div>	<div></div>	2243.32	2251.35	2261.58	2269.61

# 1.5H Credenzas with Drawers

48" Wide — Wood Case with Wood Front



GCWW-2148



## Features

- Includes:
  - Wood top, end panels, interior vertical divider, and drawer fronts.
  - Painted steel back panel, bottom panel, and one adjustable shelf for the open section.
  - Counterweight (when applicable).
- 1 3/16" (30mm) thick wood veneer top has 3mm edgeband on front and back, 1mm edgeband on the sides.
- Wood end panels and interior vertical divider have 1mm edgeband on all sides.
- Available with storage back panel or full back panel:
  - Storage back panel provides enclosure to the drawer section only.
  - Full back panel provides enclosure along the entire back.
- Available with a standard side panel base, or base with toe kick panel:
  - Standard base; credenza end panels extend past the bottom panel to the floor, leaving 1 3/4" (30mm) open space below the bottom panel.
  - Base with toe kick; encloses the open space below the bottom panel (front only).
- Available with or without lock; single lock is chrome and locks both drawers.
- Drawers have full extension ball-bearing slides.
- Drawer interiors are black.
- File drawer includes side-to-side hanging file bars.
- Optional drawer pulls include Ellipse, Radius, Taper, Crescent, Linear, Classic, and J-Pull.
  - Ellipse pull available in non-metallic trim colors only.
  - Radius pull available in metallic trim colors only.
  - Taper and J-Pull color matches painted steel back, bottom, and shelf.
  - Crescent, Linear and Classic pulls are brushed nickel finish.
- Open section has three shelf mounting locations; hole locations are in 1 1/4" (32mm) increments, with the lowest location 10 1/4" (260mm) above bottom panel.
- Shelves are 3/4" (19mm) thick and 16 1/2" (419mm) deep.
- Interior height of open section is 17 1/2" (445mm).
- Glides provide 1" (25mm) adjustment range.
- Ships fully assembled.

## Specification Tips

- Credenza units are not field retrofitable.
- Designed to be used with Haworth's Integrated Palette; UniGroup Too, PREMISE, Reside Desking, and Intuity Bench.
- 48" (1219mm) wide credenza is freestanding; unit with 24" (610mm) wide drawers does not require a counterweight; unit with 30" (762mm) wide drawers includes a counterweight for proper stability.
- File drawer does not accommodate the File Drawer Insert.
- Bookcase section with shelf is open at the back unless the credenza is specified with a full back panel.
- If credenza is used in a nested application, verify clearance heights.

**Note:** The following products can be separately specified and field installed:

- Grommet
- File/Storage Cushion
- Adjustable Shelf
- Drawer Liner
- Recycle Bin
- Personal Tray
- Front-to-Back File Bars

## To Order, Specify:

1) Product number, including:

### 1 Back Panel Type:

- C** Storage Back Panel
- F** Full Back Panel, add **\$28.92** list

### 2 Base Type:

- S** Standard Base
- T** Base with Toe Kick, add **\$17.19** list

### 3 Pull (see side bar):

### 4 Lock Option:

- N** No Lock
- Y** Lock, add **\$26.78** list

2) Wood finish color for top and end panels.

3) Wood finish color for drawer fronts.

4) Trim color for back/bottom/shelf.

5) Trim color for pull (Ellipse and Radius only).

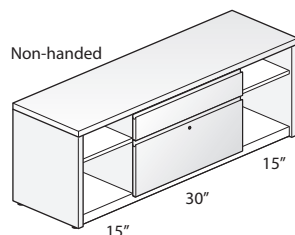
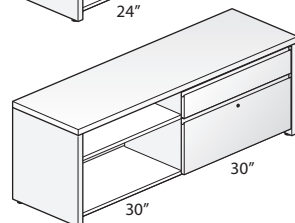
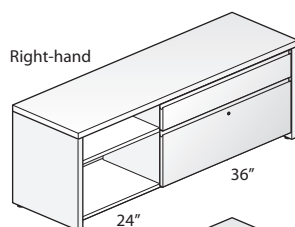
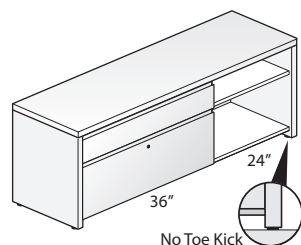
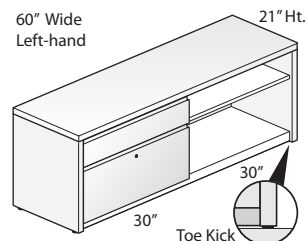
# 1.5H Credenzas with Drawers

48" Wide — Wood Case with Wood Front

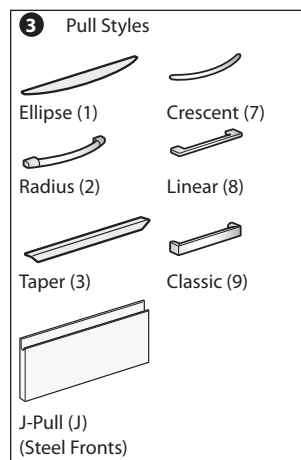
Height	Depth	Width	Pull	Number	①②③④	Front - Wood Group A		Front - Wood Group B	
						Shelf & Back - Steel Trim A	Steel Trim B	Shelf & Back - Steel Trim A	Steel Trim B
Case — Wood Group A									
Left-Hand									
24”(610mm) Box/File Left/24”(610mm) Open Right									
21”(533mm)	18”(457mm)	48”(1219mm)	1	GCWW-2148-BUN	<div><div></div><div></div><div></div><div>1</div></div>	\$2245.51	\$2253.54	\$2284.90	\$2292.93
			2, 3	GCWW-2148-BUN	<div><div></div><div></div><div></div><div></div></div>	2299.07	2307.10	2338.46	2346.49
			7, 8, 9	GCWW-2148-BUN	<div><div></div><div></div><div></div><div></div></div>	2309.79	2317.82	2349.18	2357.21
			K	GCWW-2148-BUN	<div><div></div><div></div><div></div><div>K</div></div>	2374.05	2382.08	2413.44	2421.47
30”(762mm) Box/File Left/18”(457mm) Open Right									
21”(533mm)	18”(457mm)	48”(1219mm)	1	GCWW-2148-CTN	<div><div></div><div></div><div></div><div>1</div></div>	\$2264.77	\$2272.80	\$2304.16	\$2312.19
			2, 3	GCWW-2148-CTN	<div><div></div><div></div><div></div><div></div></div>	2318.33	2326.36	2357.72	2365.75
			7, 8, 9	GCWW-2148-CTN	<div><div></div><div></div><div></div><div></div></div>	2329.05	2337.08	2368.44	2376.47
			K	GCWW-2148-CTN	<div><div></div><div></div><div></div><div>K</div></div>	2393.31	2401.34	2432.70	2440.73
Right-Hand									
24”(610mm) Open Left/24”(610mm) Box/File Right									
21”(533mm)	18”(457mm)	48”(1219mm)	1	GCWW-2148-UBN	<div><div></div><div></div><div></div><div>1</div></div>	\$2245.51	\$2253.54	\$2284.90	\$2292.93
			2, 3	GCWW-2148-UBN	<div><div></div><div></div><div></div><div></div></div>	2299.07	2307.10	2338.46	2346.49
			7, 8, 9	GCWW-2148-UBN	<div><div></div><div></div><div></div><div></div></div>	2309.79	2317.82	2349.18	2357.21
			K	GCWW-2148-UBN	<div><div></div><div></div><div></div><div>K</div></div>	2374.05	2382.08	2413.44	2421.47
18”(457mm) Open Left/30”(762mm) Box/File Right									
21”(533mm)	18”(457mm)	48”(1219mm)	1	GCWW-2148-TCN	<div><div></div><div></div><div></div><div>1</div></div>	\$2264.77	\$2272.80	\$2304.16	\$2312.19
			2, 3	GCWW-2148-TCN	<div><div></div><div></div><div></div><div></div></div>	2318.33	2326.36	2357.72	2365.75
			7, 8, 9	GCWW-2148-TCN	<div><div></div><div></div><div></div><div></div></div>	2329.05	2337.08	2368.44	2376.47
			K	GCWW-2148-TCN	<div><div></div><div></div><div></div><div>K</div></div>	2393.31	2401.34	2432.70	2440.73
Case — Wood Group B									
Left-Hand									
24”(610mm) Box/File Left/24”(610mm) Open Right									
21”(533mm)	18”(457mm)	48”(1219mm)	1	GCWW-2148-BUN	<div><div></div><div></div><div></div><div>1</div></div>	\$2380.61	\$2388.64	\$2420.00	\$2428.03
			2, 3	GCWW-2148-BUN	<div><div></div><div></div><div></div><div></div></div>	2434.17	2442.20	2473.56	2481.59
			7, 8, 9	GCWW-2148-BUN	<div><div></div><div></div><div></div><div></div></div>	2444.89	2452.92	2484.28	2492.31
			K	GCWW-2148-BUN	<div><div></div><div></div><div></div><div>K</div></div>	2509.15	2517.18	2548.54	2556.57
30”(762mm) Box/File Left/18”(457mm) Open Right									
21”(533mm)	18”(457mm)	48”(1219mm)	1	GCWW-2148-CTN	<div><div></div><div></div><div></div><div>1</div></div>	\$2399.87	\$2407.90	\$2439.26	\$2447.29
			2, 3	GCWW-2148-CTN	<div><div></div><div></div><div></div><div></div></div>	2453.43	2461.46	2492.82	2500.85
			7, 8, 9	GCWW-2148-CTN	<div><div></div><div></div><div></div><div></div></div>	2464.15	2472.18	2503.54	2511.57
			K	GCWW-2148-CTN	<div><div></div><div></div><div></div><div>K</div></div>	2528.41	2536.44	2567.80	2575.83
Right-Hand									
24”(610mm) Open Left/24”(610mm) Box/File Right									
21”(533mm)	18”(457mm)	48”(1219mm)	1	GCWW-2148-UBN	<div><div></div><div></div><div></div><div>1</div></div>	\$2380.61	\$2388.64	\$2420.00	\$2428.03
			2, 3	GCWW-2148-UBN	<div><div></div><div></div><div></div><div></div></div>	2434.17	2442.20	2473.56	2481.59
			7, 8, 9	GCWW-2148-UBN	<div><div></div><div></div><div></div><div></div></div>	2444.89	2452.92	2484.28	2492.31
			K	GCWW-2148-UBN	<div><div></div><div></div><div></div><div>K</div></div>	2509.15	2517.18	2548.54	2556.57
18”(457mm) Open Left/30”(762mm) Box/File Right									
21”(533mm)	18”(457mm)	48”(1219mm)	1	GCWW-2148-TCN	<div><div></div><div></div><div></div><div>1</div></div>	\$2399.87	\$2407.90	\$2439.26	\$2447.29
			2, 3	GCWW-2148-TCN	<div><div></div><div></div><div></div><div></div></div>	2453.43	2461.46	2492.82	2500.85
			7, 8, 9	GCWW-2148-TCN	<div><div></div><div></div><div></div><div></div></div>	2464.15	2472.18	2503.54	2511.57
			K	GCWW-2148-TCN	<div><div></div><div></div><div></div><div>K</div></div>	2528.41	2536.44	2567.80	2575.83

# 1.5H Credenzas with Drawers

60" Wide — Laminate Case with Steel Front



GCLS-2160



## Features

- Includes:
  - Laminate top, end panels, and interior vertical divider(s).
  - Painted steel drawer fronts, back panel, bottom panel, and one adjustable shelf for each open section.
  - Counterweight (when applicable).
- 1 3/16" (30mm) thick laminate top has 3mm edgeband on front and back, 1mm edgeband on the sides.
- Laminate end panels and interior vertical dividers have 1mm edgeband on all sides.
- Available with storage back panel or full back panel:
  - Storage back panel provides enclosure to the drawer section only.
  - Full back panel provides enclosure along the entire back.
- Available with a standard side panel base, or base with toe kick panel:
  - Standard base; credenza end panels extend past the bottom panel to the floor, leaving 1 3/4" (30mm) open space below the bottom panel.
  - Base with toe kick; encloses the open space below the bottom panel (front only).
- Available with or without lock; single lock is chrome and locks both drawers.
- Drawers have full extension ball-bearing slides.
- Drawer interiors are black.
- File drawer includes side-to-side hanging file bars.
- Optional drawer pulls include Ellipse, Radius, Taper, Crescent, Linear, Classic, and J-Pull.
  - Ellipse pull available in non-metallic trim colors only.
  - Radius pull available in metallic trim colors only.
  - Taper pull color matches painted steel back, bottom, and shelf.
  - J-Pull trim color matches painted steel front.
  - Crescent, Linear and Classic pulls are brushed nickel finish.
- Each open section has three shelf mounting locations; hole locations are in 1 1/4" (32mm) increments, with the lowest location 10 1/4" (260mm) above bottom panel.
- Shelves are 3/4" (19mm) thick and 16 1/2" (419mm) deep.
- Interior height of open section is 17 1/2" (445mm).
- Glides provide 1" (25mm) adjustment range.
- Ships fully assembled.

## Specification Tips

- Credenza units are not field retrofitable.
- Designed to be used with Haworth's Integrated Palette; UniGroup Too, PREMISE, Reside Desking, and Intuity Bench.
- 60" (1524mm) wide credenza is freestanding; unit with 30" (762mm) wide drawers does not require a counterweight; unit with 36" (914mm) wide drawers includes a counterweight for proper stability.
- File drawer does not accommodate the File Drawer Insert.
- Bookcase section with shelf is open at the back unless the credenza is specified with a full back panel.
- If credenza is used in a nested application, verify clearance heights.

**Note:** The following products can be separately specified and field installed:

- Grommet
- File/Storage Cushion
- Adjustable Shelf
- Drawer Liner
- Recycle Bin
- Personal Tray
- Front-to-Back File Bars

## To Order, Specify:

1) Product number, including:

### 1 Back Panel Type:

- C** Storage Back Panel
- F** Full Back Panel, add **\$41.78** list

### 2 Base Type:

- S** Standard Base
- T** Base with Toe Kick, add **\$23.67** list

### 3 Pull (see side bar):

### 4 Lock Option:

- N** No Lock
- Y** Lock, add **\$26.78** list

2) Laminate color for top and end panels.

3) Edge trim color for top and end panels.

4) Trim color for drawer fronts.

5) Trim color for back/bottom/shelf.

6) Trim color for pull (Ellipse and Radius only).

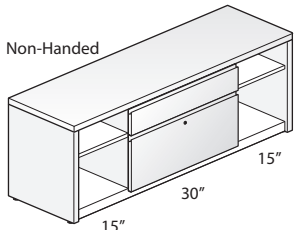
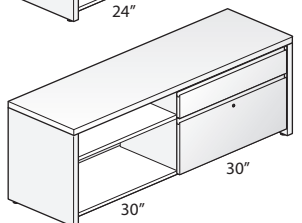
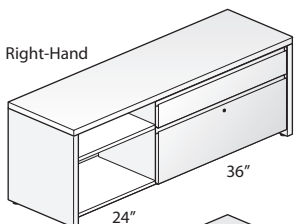
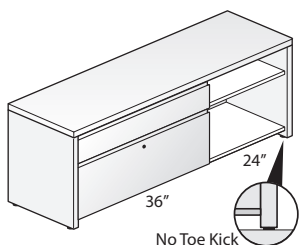
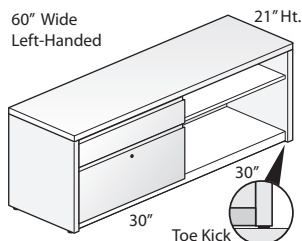
# 1.5H Credenzas with Drawers

60" Wide — Laminate Case with Steel Front

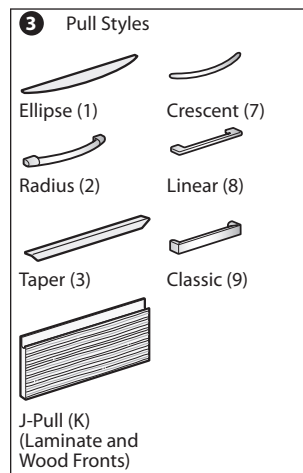
Height	Depth	Width	Pull	Number	①②③④	Front - Steel Trim A		Front - Steel Trim B	
						Shelf & Back - Steel Trim A	Steel Trim B	Shelf & Back - Steel Trim A	Steel Trim B
Case — Laminate A									
Left-Hand									
30”(762mm) Box/File Left/30”(762mm) Open Right									
21”(533mm)	18”(457mm)	60”(1524mm)	1,J	GCLS-2160-CVN	<div></div> <div></div> <div></div> <div></div>	\$1338.81	\$1346.84	\$1363.55	\$1371.58
			2,3	GCLS-2160-CVN	<div></div> <div></div> <div></div> <div></div>	1392.37	1400.40	1417.11	1425.14
			7,8,9	GCLS-2160-CVN	<div></div> <div></div> <div></div> <div></div>	1403.09	1411.12	1427.83	1435.86
36”(914mm) Box/File Left/24”(610mm) Open Right									
21”(533mm)	18”(457mm)	60”(1524mm)	1,J	GCLS-2160-DUN	<div></div> <div></div> <div></div> <div></div>	\$1358.07	\$1366.10	\$1382.81	\$1390.84
			2,3	GCLS-2160-DUN	<div></div> <div></div> <div></div> <div></div>	1411.63	1419.66	1436.37	1444.40
			7,8,9	GCLS-2160-DUN	<div></div> <div></div> <div></div> <div></div>	1422.35	1430.38	1447.09	1455.12
Right-Hand									
30”(762mm) Open Left/30”(762mm) Box/File Right									
21”(533mm)	18”(457mm)	60”(1524mm)	1,J	GCLS-2160-VCN	<div></div> <div></div> <div></div> <div></div>	\$1338.81	\$1346.84	\$1363.55	\$1371.58
			2,3	GCLS-2160-VCN	<div></div> <div></div> <div></div> <div></div>	1392.37	1400.40	1417.11	1425.14
			7,8,9	GCLS-2160-VCN	<div></div> <div></div> <div></div> <div></div>	1403.09	1411.12	1427.83	1435.86
24”(610mm) Open Left/36”(914mm) Box/File Right									
21”(533mm)	18”(457mm)	60”(1524mm)	1,J	GCLS-2160-UDN	<div></div> <div></div> <div></div> <div></div>	\$1358.07	\$1366.10	\$1382.81	\$1390.84
			2,3	GCLS-2160-UDN	<div></div> <div></div> <div></div> <div></div>	1411.63	1419.66	1436.37	1444.40
			7,8,9	GCLS-2160-UDN	<div></div> <div></div> <div></div> <div></div>	1422.35	1430.38	1447.09	1455.12
Non-Handed									
15”(381mm) Open Left/30”(762mm) Box/File Center/15”(381mm) Open Right									
21”(533mm)	18”(457mm)	60”(1524mm)	1,J	GCLS-2160-RCR	<div></div> <div></div> <div></div> <div></div>	\$1370.95	\$1378.98	\$1395.69	\$1403.72
			2,3	GCLS-2160-RCR	<div></div> <div></div> <div></div> <div></div>	1424.51	1432.54	1449.25	1457.28
			7,8,9	GCLS-2160-RCR	<div></div> <div></div> <div></div> <div></div>	1435.23	1443.26	1459.97	1468.00
Case — Laminate B									
Left-Hand									
30”(762mm) Box/File Left/30”(762mm) Open Right									
21”(533mm)	18”(457mm)	60”(1524mm)	1,J	GCLS-2160-CVN	<div></div> <div></div> <div></div> <div></div>	\$1406.27	\$1414.30	\$1431.01	\$1439.04
			2,3	GCLS-2160-CVN	<div></div> <div></div> <div></div> <div></div>	1459.83	1467.86	1484.57	1492.60
			7,8,9	GCLS-2160-CVN	<div></div> <div></div> <div></div> <div></div>	1470.55	1478.58	1495.29	1503.32
36”(914mm) Box/File Left/24”(610mm) Open Right									
21”(533mm)	18”(457mm)	60”(1524mm)	1,J	GCLS-2160-DUN	<div></div> <div></div> <div></div> <div></div>	\$1425.53	\$1433.56	\$1450.27	\$1458.30
			2,3	GCLS-2160-DUN	<div></div> <div></div> <div></div> <div></div>	1479.09	1487.12	1503.83	1511.86
			7,8,9	GCLS-2160-DUN	<div></div> <div></div> <div></div> <div></div>	1489.81	1497.84	1514.55	1522.58
Right-Hand									
30”(762mm) Open Left/30”(762mm) Box/File Right									
21”(533mm)	18”(457mm)	60”(1524mm)	1,J	GCLS-2160-VCN	<div></div> <div></div> <div></div> <div></div>	\$1406.27	\$1414.30	\$1431.01	\$1439.04
			2,3	GCLS-2160-VCN	<div></div> <div></div> <div></div> <div></div>	1459.83	1467.86	1484.57	1492.60
			7,8,9	GCLS-2160-VCN	<div></div> <div></div> <div></div> <div></div>	1470.55	1478.58	1495.29	1503.32
24”(610mm) Open Left/36”(914mm) Box/File Right									
21”(533mm)	18”(457mm)	60”(1524mm)	1,J	GCLS-2160-UDN	<div></div> <div></div> <div></div> <div></div>	\$1425.53	\$1433.56	\$1450.27	\$1458.30
			2,3	GCLS-2160-UDN	<div></div> <div></div> <div></div> <div></div>	1479.09	1487.12	1503.83	1511.86
			7,8,9	GCLS-2160-UDN	<div></div> <div></div> <div></div> <div></div>	1489.81	1497.84	1514.55	1522.58
Non-Handed									
15”(381mm) Open Left/30”(762mm) Box/File Center/15”(381mm) Open Right									
21”(533mm)	18”(457mm)	60”(1524mm)	1,J	GCLS-2160-RCR	<div></div> <div></div> <div></div> <div></div>	\$1438.41	\$1446.44	\$1463.15	\$1471.18
			2,3	GCLS-2160-RCR	<div></div> <div></div> <div></div> <div></div>	1491.97	1500.00	1516.71	1524.74
			7,8,9	GCLS-2160-RCR	<div></div> <div></div> <div></div> <div></div>	1502.69	1510.72	1527.43	1535.46

# 1.5H Credenzas with Drawers

60" Wide — Laminate Case with Laminate Front

60" Wide  
Left-Handed

GCLL-2160



## Features

- Includes:
  - Laminate top, end panels, interior vertical divider(s), and drawer fronts.
  - Painted steel back panel, bottom panel, and one adjustable shelf for the open section.
  - Counterweight (when applicable).
- 1 3/16"(30mm) thick laminate top has 3mm edgeband on front and back, 1mm edgeband on the sides.
- Laminate drawer fronts, end panels and interior vertical dividers have 1mm edgeband on all sides.
- Available with storage back panel or full back panel:
  - Storage back panel provides enclosure to the drawer section only.
  - Full back panel provides enclosure along the entire back.
- Available with a standard side panel base, or base with toe kick panel:
  - Standard base; credenza end panels extend past the bottom panel to the floor, leaving 1 3/4"(30mm) open space below the bottom panel.
  - Base with toe kick; encloses the open space below the bottom panel (front only).
- Available with or without lock; single lock is chrome and locks both drawers.
- Drawers have full extension ball-bearing slides.
- Drawer interiors are black.
- File drawer includes side-to-side hanging file bars.
- Optional drawer pulls include Ellipse, Radius, Taper, Crescent, Linear, Classic, and J-Pull.
  - Ellipse pull available in non-metallic trim colors only.
  - Radius pull available in metallic trim colors only.
  - Taper and J-Pull color matches painted steel back, bottom, and shelf.
  - Crescent, Linear and Classic pulls are brushed nickel finish.
- Each open section has three shelf mounting locations; hole locations are in 1 1/4"(32mm) increments, with the lowest location 10 1/4"(260mm) above bottom panel.
- Shelves are 3/4"(19mm) thick and 16 1/2"(419mm) deep.
- Interior height of open section is 17 1/2"(445mm).
- Glides provide 1"(25mm) adjustment range.
- Ships fully assembled.

## Specification Tips

- Credenza units are not field retrofitable.
- Designed to be used with Haworth's Integrated Palette; UniGroup Too, PREMISE, Reside Desking, and Intuity Bench.
- 60"(1524mm) wide credenza is freestanding; unit with 30"(762mm) wide drawers does not require a counterweight, unit with 36"(914mm) wide drawers includes a counterweight for proper stability.
- File drawer does not accommodate the File Drawer Insert.
- Bookcase section with shelf is open at the back unless the credenza is specified with a full back panel.
- If credenza is used in a nested application, verify clearance heights.

**Note:** The following products can be separately specified and field installed:

- Grommet
- File/Storage Cushion
- Adjustable Shelf
- Drawer Liner
- Recycle Bin
- Personal Tray
- Front-to-Back File Bars

## To Order, Specify:

1) Product number, including:

### 1 Back Panel Type:

- C** Storage Back Panel
- F** Full Back Panel, add **\$41.78** list

### 2 Base Type:

- S** Standard Base
- T** Base with Toe Kick, add **\$23.67** list

### 3 Pull (see side bar):

### 4 Lock Option:

- N** No Lock
- Y** Lock, add **\$26.78** list

- Laminate color for top and end panels.
- Edge trim color for top and end panels.
- Laminate color for drawer fronts.
- Edge trim color for drawer fronts.
- Trim color for back/bottom/shelf.
- Trim color for pull (Ellipse and Radius only).



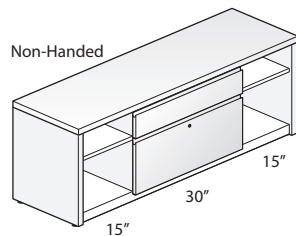
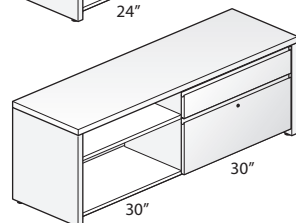
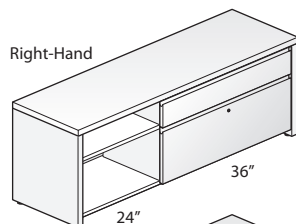
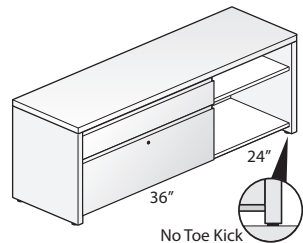
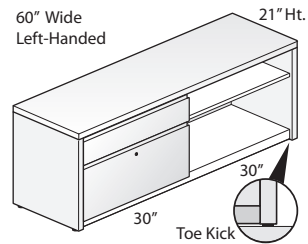
# 1.5H Credenzas with Drawers

60" Wide — Laminate Case with Laminate Front

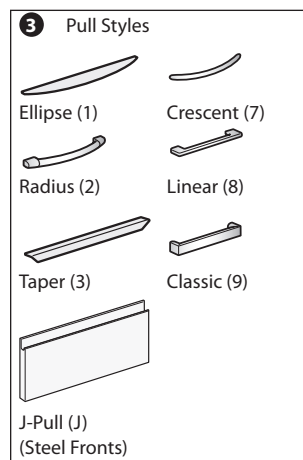
Height	Depth	Width	Pull	Number	①②③④	Front - Laminate A		Front - Laminate B	
						Shelf & Back - Steel Trim A	Steel Trim B	Shelf & Back - Steel Trim A	Steel Trim B
Case — Laminate A									
Left-Hand									
30”(762mm) Box/File Left/30”(762mm) Open Right									
21”(533mm)	18”(457mm)	60”(1524mm)	1	GCLL-2160-CVN	<div><div></div><div></div><div></div><div></div><div></div><div></div><div></div><div></div><div></div><div></div></div> 1	\$1451.01	\$1459.04	\$1523.91	\$1531.94
			2, 3	GCLL-2160-CVN	<div><div></div><div></div><div></div><div></div><div></div><div></div><div></div><div></div><div></div><div></div></div>	1504.57	1512.60	1577.47	1585.50
			7, 8, 9	GCLL-2160-CVN	<div><div></div><div></div><div></div><div></div><div></div><div></div><div></div><div></div><div></div><div></div></div>	1515.29	1523.32	1588.19	1596.22
			K	GCLL-2160-CVN	<div><div></div><div></div><div></div><div></div><div></div><div></div><div></div><div></div><div></div><div></div></div> K	1579.55	1587.58	1652.45	1660.48
36”(914mm) Box/File Left/24”(610mm) Open Right									
21”(533mm)	18”(457mm)	60”(1524mm)	1	GCLL-2160-DUN	<div><div></div><div></div><div></div><div></div><div></div><div></div><div></div><div></div><div></div><div></div></div> 1	\$1470.27	\$1478.30	\$1543.17	\$1551.20
			2, 3	GCLL-2160-DUN	<div><div></div><div></div><div></div><div></div><div></div><div></div><div></div><div></div><div></div><div></div></div>	1523.83	1531.86	1596.73	1604.76
			7, 8, 9	GCLL-2160-DUN	<div><div></div><div></div><div></div><div></div><div></div><div></div><div></div><div></div><div></div><div></div></div>	1534.55	1542.58	1607.45	1615.48
			K	GCLL-2160-DUN	<div><div></div><div></div><div></div><div></div><div></div><div></div><div></div><div></div><div></div><div></div></div> K	1598.81	1606.84	1671.71	1679.74
Right-Hand									
30”(762mm) Open Left/30”(762mm) Box/File Right									
21”(533mm)	18”(457mm)	60”(1524mm)	1	GCLL-2160-VCN	<div><div></div><div></div><div></div><div></div><div></div><div></div><div></div><div></div><div></div><div></div></div> 1	\$1451.01	\$1459.04	\$1523.91	\$1531.94
			2, 3	GCLL-2160-VCN	<div><div></div><div></div><div></div><div></div><div></div><div></div><div></div><div></div><div></div><div></div></div>	1504.57	1512.60	1577.47	1585.50
			7, 8, 9	GCLL-2160-VCN	<div><div></div><div></div><div></div><div></div><div></div><div></div><div></div><div></div><div></div><div></div></div>	1515.29	1523.32	1588.19	1596.22
			K	GCLL-2160-VCN	<div><div></div><div></div><div></div><div></div><div></div><div></div><div></div><div></div><div></div><div></div></div> K	1579.55	1587.58	1652.45	1660.48
24”(610mm) Open Left/36”(914mm) Box/File Right									
21”(533mm)	18”(457mm)	60”(1524mm)	1	GCLL-2160-UDN	<div><div></div><div></div><div></div><div></div><div></div><div></div><div></div><div></div><div></div><div></div></div> 1	\$1470.27	\$1478.30	\$1543.17	\$1551.20
			2, 3	GCLL-2160-UDN	<div><div></div><div></div><div></div><div></div><div></div><div></div><div></div><div></div><div></div><div></div></div>	1523.83	1531.86	1596.73	1604.76
			7, 8, 9	GCLL-2160-UDN	<div><div></div><div></div><div></div><div></div><div></div><div></div><div></div><div></div><div></div><div></div></div>	1534.55	1542.58	1607.45	1615.48
			K	GCLL-2160-UDN	<div><div></div><div></div><div></div><div></div><div></div><div></div><div></div><div></div><div></div><div></div></div> K	1598.81	1606.84	1671.71	1679.74
Non-Handed									
15”(381mm) Open Left/30”(762mm) Box/File Center/15”(381mm) Open Right									
21”(533mm)	18”(457mm)	60”(1524mm)	1	GCLL-2160-RCR	<div><div></div><div></div><div></div><div></div><div></div><div></div><div></div><div></div><div></div><div></div></div> 1	\$1483.15	\$1491.18	\$1556.05	\$1564.08
			2, 3	GCLL-2160-RCR	<div><div></div><div></div><div></div><div></div><div></div><div></div><div></div><div></div><div></div><div></div></div>	1536.71	1544.74	1609.61	1617.64
			7, 8, 9	GCLL-2160-RCR	<div><div></div><div></div><div></div><div></div><div></div><div></div><div></div><div></div><div></div><div></div></div>	1547.43	1555.46	1620.33	1628.36
			K	GCLL-2160-RCR	<div><div></div><div></div><div></div><div></div><div></div><div></div><div></div><div></div><div></div><div></div></div> K	1611.69	1619.72	1684.59	1692.62
Case — Laminate B									
Left-Hand									
30”(762mm) Box/File Left/30”(762mm) Open Right									
21”(533mm)	18”(457mm)	60”(1524mm)	1	GCLL-2160-CVN	<div><div></div><div></div><div></div><div></div><div></div><div></div><div></div><div></div><div></div><div></div></div> 1	\$1518.47	\$1526.50	\$1591.37	\$1599.40
			2, 3	GCLL-2160-CVN	<div><div></div><div></div><div></div><div></div><div></div><div></div><div></div><div></div><div></div><div></div></div>	1572.03	1580.06	1644.93	1652.96
			7, 8, 9	GCLL-2160-CVN	<div><div></div><div></div><div></div><div></div><div></div><div></div><div></div><div></div><div></div><div></div></div>	1582.75	1590.78	1655.65	1663.68
			K	GCLL-2160-CVN	<div><div></div><div></div><div></div><div></div><div></div><div></div><div></div><div></div><div></div><div></div></div> K	1647.01	1655.04	1719.91	1727.94
36”(914mm) Box/File Left/24”(610mm) Open Right									
21”(533mm)	18”(457mm)	60”(1524mm)	1	GCLL-2160-DUN	<div><div></div><div></div><div></div><div></div><div></div><div></div><div></div><div></div><div></div><div></div></div> 1	\$1537.73	\$1545.76	\$1610.63	\$1618.66
			2, 3	GCLL-2160-DUN	<div><div></div><div></div><div></div><div></div><div></div><div></div><div></div><div></div><div></div><div></div></div>	1591.29	1599.32	1664.19	1672.22
			7, 8, 9	GCLL-2160-DUN	<div><div></div><div></div><div></div><div></div><div></div><div></div><div></div><div></div><div></div><div></div></div>	1602.01	1610.04	1674.91	1682.94
			K	GCLL-2160-DUN	<div><div></div><div></div><div></div><div></div><div></div><div></div><div></div><div></div><div></div><div></div></div> K	1666.27	1674.30	1739.17	1747.20
Right-Hand									
30”(762mm) Open Left/30”(762mm) Box/File Right									
21”(533mm)	18”(457mm)	60”(1524mm)	1	GCLL-2160-VCN	<div><div></div><div></div><div></div><div></div><div></div><div></div><div></div><div></div><div></div><div></div></div> 1	\$1518.47	\$1526.50	\$1591.37	\$1599.40
			2, 3	GCLL-2160-VCN	<div><div></div><div></div><div></div><div></div><div></div><div></div><div></div><div></div><div></div><div></div></div>	1572.03	1580.06	1644.93	1652.96
			7, 8, 9	GCLL-2160-VCN	<div><div></div><div></div><div></div><div></div><div></div><div></div><div></div><div></div><div></div><div></div></div>	1582.75	1590.78	1655.65	1663.68
			K	GCLL-2160-VCN	<div><div></div><div></div><div></div><div></div><div></div><div></div><div></div><div></div><div></div><div></div></div> K	1647.01	1655.04	1719.91	1727.94
24”(610mm) Open Left/36”(914mm) Box/File Right									
21”(533mm)	18”(457mm)	60”(1524mm)	1	GCLL-2160-UDN	<div><div></div><div></div><div></div><div></div><div></div><div></div><div></div><div></div><div></div><div></div></div> 1	\$1537.73	\$1545.76	\$1610.63	\$1618.66
			2, 3	GCLL-2160-UDN	<div><div></div><div></div><div></div><div></div><div></div><div></div><div></div><div></div><div></div><div></div></div>	1591.29	1599.32	1664.19	1672.22
			7, 8, 9	GCLL-2160-UDN	<div><div></div><div></div><div></div><div></div><div></div><div></div><div></div><div></div><div></div><div></div></div>	1602.01	1610.04	1674.91	1682.94
			K	GCLL-2160-UDN	<div><div></div><div></div><div></div><div></div><div></div><div></div><div></div><div></div><div></div><div></div></div> K	1666.27	1674.30	1739.17	1747.20
Non-Handed									
15”(381mm) Open Left/30”(762mm) Box/File Center/15”(381mm) Open Right									
21”(533mm)	18”(457mm)	60”(1524mm)	1	GCLL-2160-RCR	<div><div></div><div></div><div></div><div></div><div></div><div></div><div></div><div></div><div></div><div></div></div> 1	\$1550.61	\$1558.64	\$1623.51	\$1631.54
			2, 3	GCLL-2160-RCR	<div><div></div><div></div><div></div><div></div><div></div><div></div><div></div><div></div><div></div><div></div></div>	1604.17	1612.20	1677.07	1685.10
			7, 8, 9	GCLL-2160-RCR	<div><div></div><div></div><div></div><div></div><div></div><div></div><div></div><div></div><div></div><div></div></div>	1614.89	1622.92	1687.79	1695.82
			K	GCLL-2160-RCR	<div><div></div><div></div><div></div><div></div><div></div><div></div><div></div><div></div><div></div><div></div></div> K	1679.15	1687.18	1752.05	1760.08

# 1.5H Credenzas with Drawers

60" Wide — Wood Case with Steel Front



GCWS-2160



## Features

- Includes:
  - Wood top, end panels, and interior vertical divider(s).
  - Painted steel drawer fronts, back panel, bottom panel, and one adjustable shelf for each open section.
  - Counterweight (when applicable).
- 1 3/16" (30mm) thick wood veneer top has 3mm edgeband on front and back, 1mm edgeband on the sides.
- Wood end panels and interior vertical dividers have 1mm edgeband on all sides.
- Available with storage back panel or full back panel:
  - Storage back panel provides enclosure to the drawer section only.
  - Full back panel provides enclosure along the entire back.
- Available with a standard side panel base, or base with toe kick panel:
  - Standard base; credenza end panels extend past the bottom panel to the floor, leaving 1 3/4" (30mm) open space below the bottom panel.
  - Base with toe kick; encloses the open space below the bottom panel (front only).
- Available with or without lock; single lock is chrome and locks both drawers.
- Drawers have full extension ball-bearing slides.
- Drawer interiors are black.
- File drawer includes side-to-side hanging file bars.
- Optional drawer pulls include Ellipse, Radius, Taper, Crescent, Linear, Classic, and J-Pull.
  - Ellipse pull available in non-metallic trim colors only.
  - Radius pull available in metallic trim colors only.
  - Taper pull color matches painted steel back, bottom, and shelf.
  - J-Pull trim color matches painted steel front.
  - Crescent, Linear and Classic pulls are brushed nickel finish.
- Each open section has three shelf mounting locations; hole locations are in 1 1/4" (32mm) increments, with the lowest location 10 1/4" (260mm) above bottom panel.
- Shelves are 3/4" (19mm) thick and 16 1/2" (419mm) deep.
- Interior height of open section is 17 1/2" (445mm).
- Glides provide 1" (25mm) adjustment range.
- Ships fully assembled.

## Specification Tips

- Credenza units are not field retrofitable.
- Designed to be used with Haworth's Integrated Palette; UniGroup Too, PREMISE, Reside Desking, and Intuity Bench.
- 60" (1524mm) wide credenza is freestanding; unit with 30" (762mm) wide drawers does not require a counterweight, unit with 36" (914mm) wide drawers includes a counterweight for proper stability.
- File drawer does not accommodate the File Drawer Insert.
- Bookcase section with shelf is open at the back unless the credenza is specified with a full back panel.
- If credenza is used in a nested application, verify clearance heights.

**Note:** The following products can be separately specified and field installed:

- Grommet
- File/Storage Cushion
- Adjustable Shelf
- Drawer Liner
- Recycle Bin
- Personal Tray
- Front-to-Back File Bars

## To Order, Specify:

1) Product number, including:

### 1 Back Panel Type:

- C** Storage Back Panel
- F** Full Back Panel, add **\$41.78** list

### 2 Base Type:

- S** Standard Base
- T** Base with Toe Kick, add **\$23.67** list

### 3 Pull (see side bar):

### 4 Lock Option:

- N** No Lock
- Y** Lock, add **\$26.78** list

2) Wood finish color for top and end panels.

3) Trim color for drawer fronts.

4) Trim color for back/bottom/shelf.

5) Trim color for pull (Ellipse and Radius only).

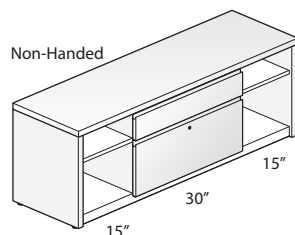
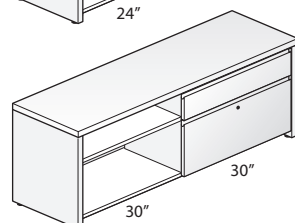
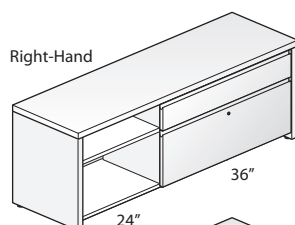
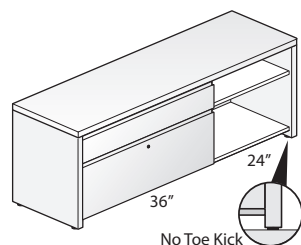
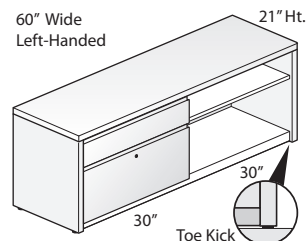
# 1.5H Credenzas with Drawers

60" Wide — Wood Case with Steel Front

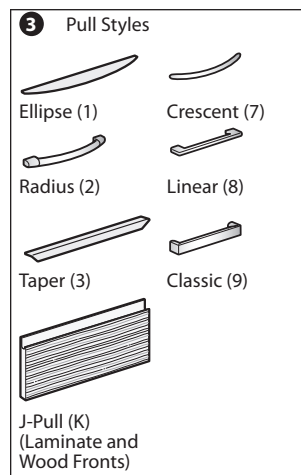
Height	Depth	Width	Pull	Number	①②③④	Front - Steel Trim A		Front - Steel Trim B	
						Shelf & Back - Steel Trim A	Trim B	Shelf & Back - Steel Trim A	Trim B
Case — Wood Group A									
Left-Hand									
30”(762mm) Box/File Left/30”(762mm) Open Right									
21”(533mm)	18”(457mm)	60”(1524mm)	1, J	GCWS-2160-CVN	<div></div> <div></div> <div></div> <div></div>	\$2105.98	\$2114.01	\$2130.72	\$2138.75
			2, 3	GCWS-2160-CVN	<div></div> <div></div> <div></div> <div></div>	2159.54	2167.57	2184.28	2192.31
			7, 8, 9	GCWS-2160-CVN	<div></div> <div></div> <div></div> <div></div>	2170.26	2178.29	2195.00	2203.03
36”(914mm) Box/File Left/24”(610mm) Open Right									
21”(533mm)	18”(457mm)	60”(1524mm)	1, J	GCWS-2160-DUN	<div></div> <div></div> <div></div> <div></div>	\$2125.24	\$2133.27	\$2149.98	\$2158.01
			2, 3	GCWS-2160-DUN	<div></div> <div></div> <div></div> <div></div>	2178.80	2186.83	2203.54	2211.57
			7, 8, 9	GCWS-2160-DUN	<div></div> <div></div> <div></div> <div></div>	2189.52	2197.55	2214.26	2222.29
Right-Hand									
30”(762mm) Open Left/30”(762mm) Box/File Right									
21”(533mm)	18”(457mm)	60”(1524mm)	1, J	GCWS-2160-VCN	<div></div> <div></div> <div></div> <div></div>	\$2105.98	\$2114.01	\$2130.72	\$2138.75
			2, 3	GCWS-2160-VCN	<div></div> <div></div> <div></div> <div></div>	2159.54	2167.57	2184.28	2192.31
			7, 8, 9	GCWS-2160-VCN	<div></div> <div></div> <div></div> <div></div>	2170.26	2178.29	2195.00	2203.03
24”(610mm) Open Left/36”(914mm) Box/File Right									
21”(533mm)	18”(457mm)	60”(1524mm)	1, J	GCWS-2160-UDN	<div></div> <div></div> <div></div> <div></div>	\$2125.24	\$2133.27	\$2149.98	\$2158.01
			2, 3	GCWS-2160-UDN	<div></div> <div></div> <div></div> <div></div>	2178.80	2186.83	2203.54	2211.57
			7, 8, 9	GCWS-2160-UDN	<div></div> <div></div> <div></div> <div></div>	2189.52	2197.55	2214.26	2222.29
Non-Handed									
15”(381mm) Open Left/30”(762mm) Box/File Center/15”(381mm) Open Right									
21”(533mm)	18”(457mm)	60”(1524mm)	1, J	GCWS-2160-RCR	<div></div> <div></div> <div></div> <div></div>	\$2138.12	\$2146.15	\$2162.86	\$2170.89
			2, 3	GCWS-2160-RCR	<div></div> <div></div> <div></div> <div></div>	2191.68	2199.71	2216.42	2224.45
			7, 8, 9	GCWS-2160-RCR	<div></div> <div></div> <div></div> <div></div>	2202.40	2210.43	2227.14	2235.17
Case — Wood Group B									
Left-Hand									
30”(762mm) Box/File Left/30”(762mm) Open Right									
21”(533mm)	18”(457mm)	60”(1524mm)	1, J	GCWS-2160-CVN	<div></div> <div></div> <div></div> <div></div>	\$2252.24	\$2260.27	\$2276.98	\$2285.01
			2, 3	GCWS-2160-CVN	<div></div> <div></div> <div></div> <div></div>	2305.80	2313.83	2330.54	2338.57
			7, 8, 9	GCWS-2160-CVN	<div></div> <div></div> <div></div> <div></div>	2316.52	2324.55	2341.26	2349.29
36”(914mm) Box/File Left/24”(610mm) Open Right									
21”(533mm)	18”(457mm)	60”(1524mm)	1, J	GCWS-2160-DUN	<div></div> <div></div> <div></div> <div></div>	\$2271.50	\$2279.53	\$2296.24	\$2304.27
			2, 3	GCWS-2160-DUN	<div></div> <div></div> <div></div> <div></div>	2325.06	2333.09	2349.80	2357.83
			7, 8, 9	GCWS-2160-DUN	<div></div> <div></div> <div></div> <div></div>	2335.78	2343.81	2360.52	2368.55
Right-Hand									
30”(762mm) Open Left/30”(762mm) Box/File Right									
21”(533mm)	18”(457mm)	60”(1524mm)	1, J	GCWS-2160-VCN	<div></div> <div></div> <div></div> <div></div>	\$2252.24	\$2260.27	\$2276.98	\$2285.01
			2, 3	GCWS-2160-VCN	<div></div> <div></div> <div></div> <div></div>	2305.80	2313.83	2330.54	2338.57
			7, 8, 9	GCWS-2160-VCN	<div></div> <div></div> <div></div> <div></div>	2316.52	2324.55	2341.26	2349.29
24”(610mm) Open Left/36”(914mm) Box/File Right									
21”(533mm)	18”(457mm)	60”(1524mm)	1, J	GCWS-2160-UDN	<div></div> <div></div> <div></div> <div></div>	\$2271.50	\$2279.53	\$2296.24	\$2304.27
			2, 3	GCWS-2160-UDN	<div></div> <div></div> <div></div> <div></div>	2325.06	2333.09	2349.80	2357.83
			7, 8, 9	GCWS-2160-UDN	<div></div> <div></div> <div></div> <div></div>	2335.78	2343.81	2360.52	2368.55
Non-Handed									
15”(381mm) Open Left/30”(762mm) Box/File Center/15”(381mm) Open Right									
21”(533mm)	18”(457mm)	60”(1524mm)	1, J	GCWS-2160-RCR	<div></div> <div></div> <div></div> <div></div>	\$2284.38	\$2292.41	\$2309.12	\$2317.15
			2, 3	GCWS-2160-RCR	<div></div> <div></div> <div></div> <div></div>	2337.94	2345.97	2362.68	2370.71
			7, 8, 9	GCWS-2160-RCR	<div></div> <div></div> <div></div> <div></div>	2348.66	2356.69	2373.40	2381.43

# 1.5H Credenzas with Drawers

60" Wide — Wood Case with Wood Front



GCWW-2160



## Features

- Includes:
  - Wood top, end panels, interior vertical divider(s), and drawer fronts.
  - Painted steel back panel, bottom panel, and one adjustable shelf for each open section.
  - Counterweight (when applicable).
- 1 3/16" (30mm) thick wood veneer top has 3mm edgeband on front and back, 1mm edgeband on the sides.
- Wood drawer fronts, end panels, and interior vertical dividers have 1mm edgeband on all sides.
- Available with storage back panel or full back panel:
  - Storage back panel provides enclosure to the drawer section only.
  - Full back panel provides enclosure along the entire back.
- Available with a standard side panel base, or base with toe kick panel:
  - Standard base; credenza end panels extend past the bottom panel to the floor, leaving 1 3/4" (30mm) open space below the bottom panel.
  - Base with toe kick; encloses the open space below the bottom panel (front only).
- Available with or without lock; single lock is chrome and locks both drawers.
- Drawers have full extension ball-bearing slides.
- Drawer interiors are black.
- File drawer includes side-to-side hanging file bars.
- Optional drawer pulls include Ellipse, Radius, Taper, Crescent, Linear, Classic, and J-Pull.
  - Ellipse pull available in non-metallic trim colors only.
  - Radius pull available in metallic trim colors only.
  - Taper and J-Pull color matches painted steel back, bottom, and shelf.
  - Crescent, Linear and Classic pulls are brushed nickel finish.
- Each open section has three shelf mounting locations; hole locations are in 1 1/4" (32mm) increments, with the lowest location 10 1/4" (260mm) above bottom panel.
- Shelves are 3/4" (19mm) thick and 16 1/2" (419mm) deep.
- Interior height of open section is 17 1/2" (445mm).
- Glides provide 1" (25mm) adjustment range.
- Ships fully assembled.

## Specification Tips

- Credenza units are not field retrofitable.
- Designed to be used with Haworth's Integrated Palette; UniGroup Too, PREMISE, Reside Desking, and Intuity Bench.
- 60" (1524mm) wide credenza is freestanding; unit with 30" (762mm) wide drawers does not require a counterweight, unit with 36" (914mm) wide drawers includes a counterweight for proper stability.
- File drawer does not accommodate the File Drawer Insert.
- Bookcase section with shelf is open at the back unless the credenza is specified with a full back panel.
- If credenza is used in a nested application, verify clearance heights.

**Note:** The following products can be separately specified and field installed:

- Grommet
- File/Storage Cushion
- Adjustable Shelf
- Drawer Liner
- Recycle Bin
- Personal Tray
- Front-to-Back File Bars

## To Order, Specify:

1) Product number, including:

### 1 Back Panel Type:

- C** Storage Back Panel
- F** Full Back Panel, add **\$41.78** list

### 2 Base Type:

- S** Standard Base
- T** Base with Toe Kick, add **\$23.67** list

### 3 Pull (see side bar):

### 4 Lock Option:

- N** No Lock
- Y** Lock, add **\$26.78** list

2) Wood finish color for top and end panels.

3) Wood finish color for drawer fronts.

4) Trim color for back/bottom/shelf.

5) Trim color for pull (Ellipse and Radius only).

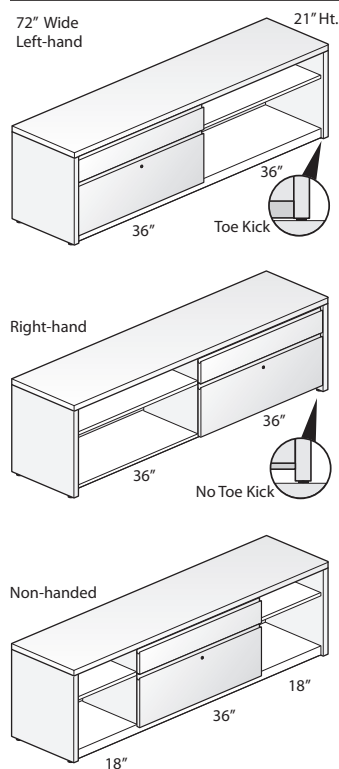
# 1.5H Credenzas with Drawers

60" Wide — Wood Case with Wood Front

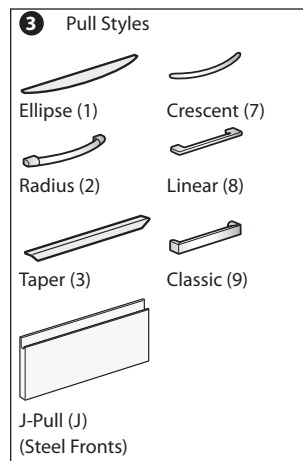
						Front - Wood Group A		Front - Wood Group B	
Height	Depth	Width	Pull	Number	①②③④	Shelf & Back - Steel Trim A	Steel Trim B	Shelf & Back - Steel Trim A	Steel Trim B
Case — Wood Group A									
Left-Hand									
30”(762mm) Box/File Left/30”(762mm) Open Right									
21”(533mm)	18”(457mm)	60”(1524mm)	1	GCWW-2160-CVN	■ ■ 1 ■	\$2376.25	\$2384.28	\$2424.52	\$2432.55
			2, 3	GCWW-2160-CVN	■ ■ ■ ■	2429.81	2437.84	2478.08	2486.11
			7, 8, 9	GCWW-2160-CVN	■ ■ ■ ■	2440.53	2448.56	2488.80	2496.83
			K	GCWW-2160-CVN	■ ■ K ■	2504.79	2512.82	2553.06	2561.09
36”(914mm) Box/File Left/24”(610mm) Open Right									
21”(533mm)	18”(457mm)	60”(1524mm)	1	GCWW-2160-DUN	■ ■ 1 ■	\$2395.51	\$2403.54	\$2443.78	\$2451.81
			2, 3	GCWW-2160-DUN	■ ■ ■ ■	2449.07	2457.10	2497.34	2505.37
			7, 8, 9	GCWW-2160-DUN	■ ■ ■ ■	2459.79	2467.82	2508.06	2516.09
			K	GCWW-2160-DUN	■ ■ K ■	2524.05	2532.08	2572.32	2580.35
Right-Hand									
30”(762mm) Open Left/30”(762mm) Box/File Right									
21”(533mm)	18”(457mm)	60”(1524mm)	1	GCWW-2160-VCN	■ ■ 1 ■	\$2376.25	\$2384.28	\$2424.52	\$2432.55
			2, 3	GCWW-2160-VCN	■ ■ ■ ■	2429.81	2437.84	2478.08	2486.11
			7, 8, 9	GCWW-2160-VCN	■ ■ ■ ■	2440.53	2448.56	2488.80	2496.83
			K	GCWW-2160-VCN	■ ■ K ■	2504.79	2512.82	2553.06	2561.09
24”(610mm) Open Left/36”(914mm) Box/File Right									
21”(533mm)	18”(457mm)	60”(1524mm)	1	GCWW-2160-UDN	■ ■ 1 ■	\$2395.51	\$2403.54	\$2443.78	\$2451.81
			2, 3	GCWW-2160-UDN	■ ■ ■ ■	2449.07	2457.10	2497.34	2505.37
			7, 8, 9	GCWW-2160-UDN	■ ■ ■ ■	2459.79	2467.82	2508.06	2516.09
			K	GCWW-2160-UDN	■ ■ K ■	2524.05	2532.08	2572.32	2580.35
Non-Handed									
15”(381mm) Open Left/30”(762mm) Box/File Center/15”(381mm) Open Right									
21”(533mm)	18”(457mm)	60”(1524mm)	1	GCWW-2160-RCR	■ ■ 1 ■	\$2408.39	\$2416.42	\$2456.66	\$2464.69
			2, 3	GCWW-2160-RCR	■ ■ ■ ■	2461.95	2469.98	2510.22	2518.25
			7, 8, 9	GCWW-2160-RCR	■ ■ ■ ■	2472.67	2480.70	2520.94	2528.97
			K	GCWW-2160-RCR	■ ■ K ■	2536.93	2544.96	2585.20	2593.23
Case — Wood Group B									
Left-Hand									
30”(762mm) Box/File Left/30”(762mm) Open Right									
21”(533mm)	18”(457mm)	60”(1524mm)	1	GCWW-2160-CVN	■ ■ 1 ■	\$2522.51	\$2530.54	\$2570.78	\$2578.81
			2, 3	GCWW-2160-CVN	■ ■ ■ ■	2576.07	2584.10	2624.34	2632.37
			7, 8, 9	GCWW-2160-CVN	■ ■ ■ ■	2586.79	2594.82	2635.06	2643.09
			K	GCWW-2160-CVN	■ ■ K ■	2651.05	2659.08	2699.32	2707.35
36”(914mm) Box/File Left/24”(610mm) Open Right									
21”(533mm)	18”(457mm)	60”(1524mm)	1	GCWW-2160-DUN	■ ■ 1 ■	\$2541.77	\$2549.80	\$2590.04	\$2598.07
			2, 3	GCWW-2160-DUN	■ ■ ■ ■	2595.33	2603.36	2643.60	2651.63
			7, 8, 9	GCWW-2160-DUN	■ ■ ■ ■	2606.05	2614.08	2654.32	2662.35
			K	GCWW-2160-DUN	■ ■ K ■	2670.31	2678.34	2718.58	2726.61
Right-Hand									
30”(762mm) Open Left/30”(762mm) Box/File Right									
21”(533mm)	18”(457mm)	60”(1524mm)	1	GCWW-2160-VCN	■ ■ 1 ■	\$2522.51	\$2530.54	\$2570.78	\$2578.81
			2, 3	GCWW-2160-VCN	■ ■ ■ ■	2576.07	2584.10	2624.34	2632.37
			7, 8, 9	GCWW-2160-VCN	■ ■ ■ ■	2586.79	2594.82	2635.06	2643.09
			K	GCWW-2160-VCN	■ ■ K ■	2651.05	2659.08	2699.32	2707.35
24”(610mm) Open Left/36”(914mm) Box/File Right									
21”(533mm)	18”(457mm)	60”(1524mm)	1	GCWW-2160-UDN	■ ■ 1 ■	\$2541.77	\$2549.80	\$2590.04	\$2598.07
			2, 3	GCWW-2160-UDN	■ ■ ■ ■	2595.33	2603.36	2643.60	2651.63
			7, 8, 9	GCWW-2160-UDN	■ ■ ■ ■	2606.05	2614.08	2654.32	2662.35
			K	GCWW-2160-UDN	■ ■ K ■	2670.31	2678.34	2718.58	2726.61
Non-Handed									
15”(381mm) Open Left/30”(762mm) Box/File Center/15”(381mm) Open Right									
21”(533mm)	18”(457mm)	60”(1524mm)	1	GCWW-2160-RCR	■ ■ 1 ■	\$2554.65	\$2562.68	\$2602.92	\$2610.95
			2, 3	GCWW-2160-RCR	■ ■ ■ ■	2608.21	2616.24	2656.48	2664.51
			7, 8, 9	GCWW-2160-RCR	■ ■ ■ ■	2618.93	2626.96	2667.20	2675.23
			K	GCWW-2160-RCR	■ ■ K ■	2683.19	2691.22	2731.46	2739.49

# 1.5H Credenzas with Drawers

72" Wide — Laminate Case with Steel Front



GCLS-2172



## Features

- Includes:
  - Laminate top, end panels, and interior vertical divider(s).
  - Painted steel drawer fronts, back panel, bottom panel, and one adjustable shelf for each open section.
  - Counterweight (when applicable).
- 1 3/16" (30mm) thick laminate top has 3mm edgeband on front and back, 1mm edgeband on the sides.
- Laminate end panels and interior vertical dividers have 1mm edgeband on all sides.
- Available with storage back panel or full back panel:
  - Storage back panel provides enclosure to the drawer section only.
  - Full back panel provides enclosure along the entire back.
- Available with a standard side panel base, or base with toe kick panel:
  - Standard base; credenza end panels extend past the bottom panel to the floor, leaving 1 3/4" (30mm) open space below the bottom panel.
  - Base with toe kick; encloses the open space below the bottom panel (front only).
- Available with or without lock; single lock is chrome and locks both drawers.
- Drawers have full extension ball-bearing slides.
- Drawer interiors are black.
- File drawer includes side-to-side hanging file bars.
- Optional drawer pulls include Ellipse, Radius, Taper, Crescent, Linear, Classic, and J-Pull.
  - Ellipse pull available in non-metallic trim colors only.
  - Radius pull available in metallic trim colors only.
  - Taper pull color matches painted steel back, bottom, and shelf.
  - J-Pull trim color matches painted steel front.
  - Crescent, Linear and Classic pulls are brushed nickel finish.
- Each open section has 3 shelf mounting locations; hole locations are in 1 1/4" (32mm) increments, with the lowest location 10 1/4" (260mm) above bottom panel.
- Shelves are 3/4" (19mm) thick and 16 1/2" (419mm) deep.
- Interior height of open section is 17 1/2" (445mm).
- Glides provide 1" (25mm) adjustment range.
- Ships fully assembled.

## Specification Tips

- Credenza units are not field retrofittable.
- Designed to be used with Haworth's Integrated Palette; UniGroup Too, PREMISE, Reside Desking, and Intuity Bench.
- 72" (1829mm) wide credenza is freestanding and does not require a counterweight.
- File drawer does not accommodate the File Drawer Insert.
- Bookcase section with shelf is open at the back unless the credenza is specified with a full back panel.
- If credenza is used in a nested application, verify clearance heights.

**Note:** The following products can be separately specified and field installed:

- Grommet
- File/Storage Cushion
- Adjustable Shelf
- Drawer Liner
- Recycle Bin
- Personal Tray
- Front-to-Back File Bars

## To Order, Specify:

1) Product number, including:

### 1 Back Panel Type:

- C** Storage Back Panel
- F** Full Back Panel, add **\$54.63** list

### 2 Base Type:

- S** Standard Base
- T** Base with Toe Kick, add **\$30.15** list

### 3 Pull (see side bar):

### 4 Lock Option:

- N** No Lock
- Y** Lock, add **\$26.78** list

- Laminate color for top and end panels.
- Edge trim color for top and end panels.
- Trim color for drawer fronts.
- Trim color for back/bottom/shelf.
- Trim color for pull (Ellipse and Radius only).



# 1.5H Credenzas with Drawers

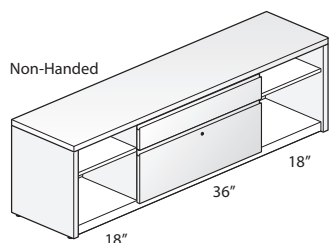
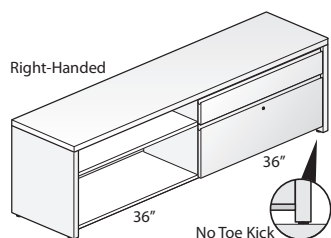
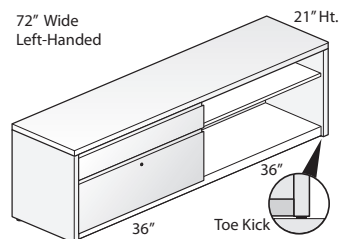
72" Wide — Laminate Case with Steel Front

Height	Depth	Width	Pull	Number	①②③④	Front - Steel Trim A		Front - Steel Trim B	
						Shelf & Back - Steel Trim A	Steel Trim B	Shelf & Back - Steel Trim A	Steel Trim B
Case — Laminate A									
Left-Hand									
36”(914mm) Box/File Left/36”(914mm) Open Right									
21”(533mm)	18”(457mm)	72”(1829mm)	1, J	GCLS-2172-DXN	<div><div></div><div></div><div></div><div></div></div>	\$1392.75	\$1400.78	\$1423.97	\$1432.00
			2, 3	GCLS-2172-DXN	<div><div></div><div></div><div></div><div></div></div>	1446.31	1454.34	1477.53	1485.56
			7, 8, 9	GCLS-2172-DXN	<div><div></div><div></div><div></div><div></div></div>	1457.03	1465.06	1488.25	1496.28
Right-Hand									
36”(914mm) Open Left/36”(914mm) Box/File Right									
21”(533mm)	18”(457mm)	72”(1829mm)	1, J	GCLS-2172-XDN	<div><div></div><div></div><div></div><div></div></div>	\$1392.75	\$1400.78	\$1423.97	\$1432.00
			2, 3	GCLS-2172-XDN	<div><div></div><div></div><div></div><div></div></div>	1446.31	1454.34	1477.53	1485.56
			7, 8, 9	GCLS-2172-XDN	<div><div></div><div></div><div></div><div></div></div>	1457.03	1465.06	1488.25	1496.28
Non-Handed									
18”(457mm) Open Left/36”(914mm) Box/File Center/18”(457mm) Open Right									
21”(533mm)	18”(457mm)	72”(1829mm)	1, J	GCLS-2172-TDT	<div><div></div><div></div><div></div><div></div></div>	\$1424.89	\$1432.92	\$1456.11	\$1464.14
			2, 3	GCLS-2172-TDT	<div><div></div><div></div><div></div><div></div></div>	1478.45	1486.48	1509.67	1517.70
			7, 8, 9	GCLS-2172-TDT	<div><div></div><div></div><div></div><div></div></div>	1489.17	1497.20	1520.39	1528.42
Case — Laminate B									
Left-Hand									
36”(914mm) Box/File Left/36”(914mm) Open Right									
21”(533mm)	18”(457mm)	72”(1829mm)	1, J	GCLS-2172-DXN	<div><div></div><div></div><div></div><div></div></div>	\$1463.09	\$1471.12	\$1494.31	\$1502.34
			2, 3	GCLS-2172-DXN	<div><div></div><div></div><div></div><div></div></div>	1516.65	1524.68	1547.87	1555.90
			7, 8, 9	GCLS-2172-DXN	<div><div></div><div></div><div></div><div></div></div>	1527.37	1535.40	1558.59	1566.62
Right-Hand									
36”(914mm) Open Left/36”(914mm) Box/File Right									
21”(533mm)	18”(457mm)	72”(1829mm)	1, J	GCLS-2172-XDN	<div><div></div><div></div><div></div><div></div></div>	\$1463.09	\$1471.12	\$1494.31	\$1502.34
			2, 3	GCLS-2172-XDN	<div><div></div><div></div><div></div><div></div></div>	1516.65	1524.68	1547.87	1555.90
			7, 8, 9	GCLS-2172-XDN	<div><div></div><div></div><div></div><div></div></div>	1527.37	1535.40	1558.59	1566.62
Non-Handed									
18”(457mm) Open Left/36”(914mm) Box/File Center/18”(457mm) Open Right									
21”(533mm)	18”(457mm)	72”(1829mm)	1, J	GCLS-2172-TDT	<div><div></div><div></div><div></div><div></div></div>	\$1495.23	\$1503.26	\$1526.45	\$1534.48
			2, 3	GCLS-2172-TDT	<div><div></div><div></div><div></div><div></div></div>	1548.79	1556.82	1580.01	1588.04
			7, 8, 9	GCLS-2172-TDT	<div><div></div><div></div><div></div><div></div></div>	1559.51	1567.54	1590.73	1598.76

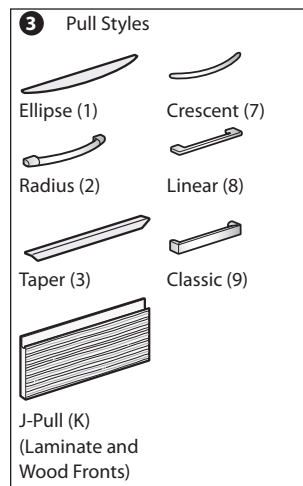


# 1.5H Credenzas with Drawers

72" Wide — Laminate Case with Laminate Front



GCLL-2172



## Features

- Includes:
  - Laminate top, end panels, interior vertical divider(s), and drawer fronts.
  - Painted steel back panel, bottom panel, and one adjustable shelf for each open section.
  - Counterweight (when applicable).
- 1 3/16" (30mm) thick laminate top has 3mm edgeband on front and back, 1mm edgeband on the sides.
- Laminate drawer fronts, end panels and interior vertical dividers have 1mm edgeband on all sides.
- Available with storage back panel or full back panel:
  - Storage back panel provides enclosure to the drawer section only.
  - Full back panel provides enclosure along the entire back.
- Available with a standard side panel base, or base with toe kick panel:
  - Standard base; credenza end panels extend past the bottom panel to the floor, leaving 1 3/4" (30mm) open space below the bottom panel.
  - Base with toe kick; encloses the open space below the bottom panel (front only).
- Available with or without lock; single lock is chrome and locks both drawers.
- Drawers have full extension ball-bearing slides.
- Drawer interiors are black.
- File drawer includes side-to-side hanging file bars.
- Optional drawer pulls include Ellipse, Radius, Taper, Crescent, Linear, Classic, and J-Pull.
  - Ellipse pull available in non-metallic trim colors only.
  - Radius pull available in metallic trim colors only.
  - Taper and J-Pull color matches painted steel back, bottom, and shelf.
  - Crescent, Linear and Classic pulls are brushed nickel finish.
- Each open section has three shelf mounting locations; hole locations are in 1 1/4" (32mm) increments, with the lowest location 10 1/4" (260mm) above bottom panel.
- Shelves are 3/4" (19mm) thick and 16 1/2" (419mm) deep.
- Interior height of open section is 17 1/2" (445mm).
- Glides provide 1" (25mm) adjustment range.
- Ships fully assembled.

## Specification Tips

- Credenza units are not field retrofitable.
- Designed to be used with Haworth's Integrated Palette; UniGroup Too, PREMISE, Reside Desking, and Intuity Bench.
- 72" (1829mm) wide credenza is freestanding and does not require a counterweight.
- File drawer does not accommodate the File Drawer Insert.
- Bookcase section with shelf is open at the back unless the credenza is specified with a full back panel.
- If credenza is used in a nested application, verify clearance heights.

**Note:** The following products can be separately specified and field installed:

- Grommet
- File/Storage Cushion
- Adjustable Shelf
- Drawer Liner
- Recycle Bin
- Personal Tray
- Front-to-Back File Bars

## To Order, Specify:

1) Product number, including:

### 1 Back Panel Type:

- C** Storage Back Panel
- F** Full Back Panel, add **\$54.63** list

### 2 Base Type:

- S** Standard Base
- T** Base with Toe Kick, add **\$30.15** list

### 3 Pull (see side bar):

### 4 Lock Option:

- N** No Lock
- Y** Lock, add **\$26.78** list

- Laminate color for top and end panels.
- Edge trim color for top and end panels.
- Laminate color for drawer fronts.
- Edge trim color for drawer fronts.
- Trim color for back/bottom/shelf.
- Trim color for pull (Ellipse and Radius only).

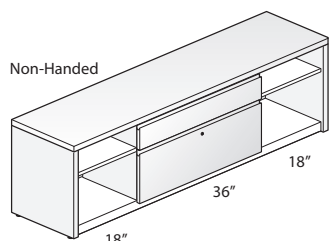
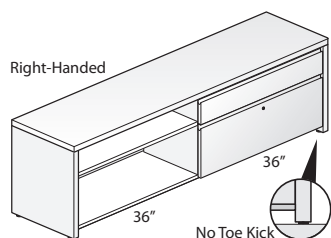
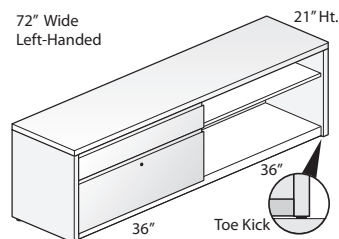
# 1.5H Credenzas with Drawers

72" Wide — Laminate Case with Laminate Front

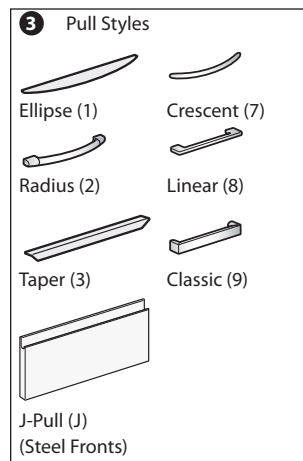
Height	Depth	Width	Pull	Number	①②③④	Front - Laminate A		Front - Laminate B	
						Shelf & Back - Steel Trim A	Steel Trim B	Shelf & Back - Steel Trim A	Steel Trim B
Case — Laminate A									
Left-Hand									
36”(914mm) Box/File Left/36”(914mm) Open Right									
21”(533mm)	18”(457mm)	72”(1829mm)	1	GCLL-2172-DXN	■ ■ 1 ■	\$1531.59	\$1539.62	\$1606.77	\$1614.80
			2, 3	GCLL-2172-DXN	■ ■ ■ ■	1585.15	1593.18	1660.33	1668.36
			7, 8, 9	GCLL-2172-DXN	■ ■ ■ ■	1595.87	1603.90	1671.05	1679.08
			K	GCLL-2172-DXN	■ ■ K ■	1660.13	1668.16	1735.31	1743.34
Right-Hand									
36”(914mm) Open Left/36”(914mm) Box/File Right									
21”(533mm)	18”(457mm)	72”(1829mm)	1	GCLL-2172-XDN	■ ■ 1 ■	\$1531.59	\$1539.62	\$1606.77	\$1614.80
			2, 3	GCLL-2172-XDN	■ ■ ■ ■	1585.15	1593.18	1660.33	1668.36
			7, 8, 9	GCLL-2172-XDN	■ ■ ■ ■	1595.87	1603.90	1671.05	1679.08
			K	GCLL-2172-XDN	■ ■ K ■	1660.13	1668.16	1735.31	1743.34
Non-Handed									
18”(457mm) Open Left/36”(914mm) Box/File Center/18”(457mm) Open Right									
21”(533mm)	18”(457mm)	72”(1829mm)	1	GCLL-2172-TDT	■ ■ 1 ■	\$1563.73	\$1571.76	\$1638.91	\$1646.94
			2, 3	GCLL-2172-TDT	■ ■ ■ ■	1617.29	1625.32	1692.47	1700.50
			7, 8, 9	GCLL-2172-TDT	■ ■ ■ ■	1628.01	1636.04	1703.19	1711.22
			K	GCLL-2172-TDT	■ ■ K ■	1692.27	1700.30	1767.45	1775.48
Case — Laminate B									
Left-Hand									
36”(914mm) Box/File Left/36”(914mm) Open Right									
21”(533mm)	18”(457mm)	72”(1829mm)	1	GCLL-2172-DXN	■ ■ 1 ■	\$1601.93	\$1609.96	\$1677.11	\$1685.14
			2, 3	GCLL-2172-DXN	■ ■ ■ ■	1655.49	1663.52	1730.67	1738.70
			7, 8, 9	GCLL-2172-DXN	■ ■ ■ ■	1666.21	1674.24	1741.39	1749.42
			K	GCLL-2172-DXN	■ ■ K ■	1730.47	1738.50	1805.65	1813.68
Right-Hand									
36”(914mm) Open Left/36”(914mm) Box/File Right									
21”(533mm)	18”(457mm)	72”(1829mm)	1	GCLL-2172-XDN	■ ■ 1 ■	\$1601.93	\$1609.96	\$1677.11	\$1685.14
			2, 3	GCLL-2172-XDN	■ ■ ■ ■	1655.49	1663.52	1730.67	1738.70
			7, 8, 9	GCLL-2172-XDN	■ ■ ■ ■	1666.21	1674.24	1741.39	1749.42
			K	GCLL-2172-XDN	■ ■ K ■	1730.47	1738.50	1805.65	1813.68
Non-Handed									
18”(457mm) Open Left/36”(914mm) Box/File Center/18”(457mm) Open Right									
21”(533mm)	18”(457mm)	72”(1829mm)	1	GCLL-2172-TDT	■ ■ 1 ■	\$1634.07	\$1642.10	\$1709.25	\$1717.28
			2, 3	GCLL-2172-TDT	■ ■ ■ ■	1687.63	1695.66	1762.81	1770.84
			7, 8, 9	GCLL-2172-TDT	■ ■ ■ ■	1698.35	1706.38	1773.53	1781.56
			K	GCLL-2172-TDT	■ ■ K ■	1762.61	1770.64	1837.79	1845.82

# 1.5H Credenzas with Drawers

72" Wide — Wood Case with Steel Front



GCWS-2172



## Features

- Includes:
  - Wood top, end panels, and interior vertical divider(s).
  - Painted steel drawer fronts, back panel, bottom panel, and one adjustable shelf for each open section.
  - Counterweight (when applicable).
- 1 3/16" (30mm) thick wood veneer top has 3mm edgeband on front and back, 1mm edgeband on the sides.
- Wood end panels and interior vertical dividers have 1mm edgeband on all sides.
- Available with storage back panel or full back panel:
  - Storage back panel provides enclosure to the drawer section only.
  - Full back panel provides enclosure along the entire back.
- Available with a standard side panel base, or base with toe kick panel:
  - Standard base; credenza end panels extend past the bottom panel to the floor, leaving 1 3/4" (30mm) open space below the bottom panel.
  - Base with toe kick; encloses the open space below the bottom panel (front only).
- Available with or without lock; single lock is chrome and locks both drawers.
- Drawers have full extension ball-bearing slides.
- Drawer interiors are black.
- File drawer includes side-to-side hanging file bars.
- Optional drawer pulls include Ellipse, Radius, Taper, Crescent, Linear, Classic, and J-Pull.
  - Ellipse pull available in non-metallic trim colors only.
  - Radius pull available in metallic trim colors only.
  - Taper pull color matches painted steel back, bottom, and shelf.
  - J-Pull trim color matches painted steel front.
  - Crescent, Linear and Classic pulls are brushed nickel finish.
- Each open section has 3 shelf mounting locations; hole locations are in 1 1/4" (32mm) increments, with the lowest location 10 1/4" (260mm) above bottom panel.
- Shelves are 3/4" (19mm) thick and 16 1/2" (419mm) deep.
- Interior height of open section is 17 1/2" (445mm).
- Glides provide 1" (25mm) adjustment range.
- Ships fully assembled.

## Specification Tips

- Credenza units are not field retrofitable.
- Designed to be used with Haworth's Integrated Palette; UniGroup Too, PREMISE, Reside Desking, and Intuity Bench.
- 72" (1829mm) wide credenza is freestanding and does not require a counterweight.
- File drawer does not accommodate the File Drawer Insert.
- Bookcase section with shelf is open at the back unless the credenza is specified with a full back panel.
- If credenza is used in a nested application, verify clearance heights.

**Note:** The following products can be separately specified and field installed:

- Grommet
- File/Storage Cushion
- Adjustable Shelf
- Drawer Liner
- Recycle Bin
- Personal Tray
- Front-to-Back File Bars

## To Order, Specify:

1) Product number, including:

### 1 Back Panel Type:

- C** Storage Back Panel
- F** Full Back Panel, add **\$54.63** list

### 2 Base Type:

- S** Standard Base
- T** Base with Toe Kick, add **\$30.15** list

### 3 Pull (see side bar):

### 4 Lock Option:

- N** No Lock
- Y** Lock, add **\$26.78** list

2) Wood finish color for top and end panels.

3) Trim color for drawer fronts.

4) Trim color for back/bottom/shelf.

5) Trim color for pull (Ellipse and Radius only).

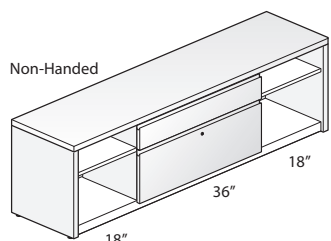
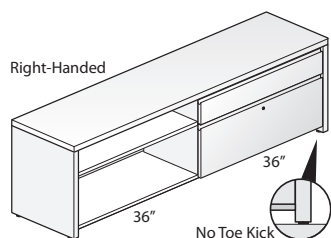
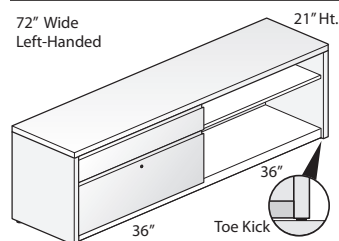
# 1.5H Credenzas with Drawers

72" Wide — Wood Case with Steel Front

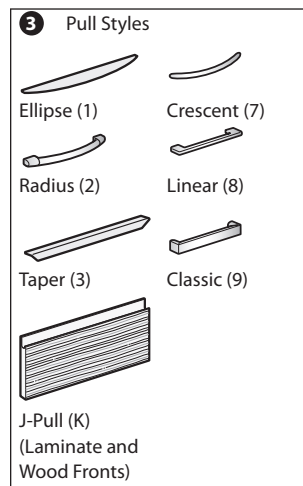
Height	Depth	Width	Pull	Number	①②③④	Front - Steel Trim A		Front - Steel Trim B	
						Shelf & Back - Steel Trim A	Trim B	Shelf & Back - Steel Trim A	Trim B
Case — Wood Group A									
Left-Hand									
36”(914mm) Box/File Left/36”(914mm) Open Right									
21”(533mm)	18”(457mm)	72”(1829mm)	1, J	GCWS-2172-DXN	<div></div> <div></div> <div></div> <div></div>	\$2187.28	\$2195.31	\$2218.50	\$2226.53
			2, 3	GCWS-2172-DXN	<div></div> <div></div> <div></div> <div></div>	2240.84	2248.87	2272.06	2280.09
			7, 8, 9	GCWS-2172-DXN	<div></div> <div></div> <div></div> <div></div>	2251.56	2259.59	2282.78	2290.81
Right-Hand									
36”(914mm) Open Left/36”(914mm) Box/File Right									
21”(533mm)	18”(457mm)	72”(1829mm)	1, J	GCWS-2172-XDN	<div></div> <div></div> <div></div> <div></div>	\$2187.28	\$2195.31	\$2218.50	\$2226.53
			2, 3	GCWS-2172-XDN	<div></div> <div></div> <div></div> <div></div>	2240.84	2248.87	2272.06	2280.09
			7, 8, 9	GCWS-2172-XDN	<div></div> <div></div> <div></div> <div></div>	2251.56	2259.59	2282.78	2290.81
Non-Handed									
18”(457mm) Open Left/36”(914mm) Box/File Center/18”(457mm) Open Right									
21”(533mm)	18”(457mm)	72”(1829mm)	1, J	GCWS-2172-TDT	<div></div> <div></div> <div></div> <div></div>	\$2219.42	\$2227.45	\$2250.64	\$2258.67
			2, 3	GCWS-2172-TDT	<div></div> <div></div> <div></div> <div></div>	2272.98	2281.01	2304.20	2312.23
			7, 8, 9	GCWS-2172-TDT	<div></div> <div></div> <div></div> <div></div>	2283.70	2291.73	2314.92	2322.95
Case — Wood Group B									
Left-Hand									
36”(914mm) Box/File Left/36”(914mm) Open Right									
21”(533mm)	18”(457mm)	72”(1829mm)	1, J	GCWS-2172-DXN	<div></div> <div></div> <div></div> <div></div>	\$2344.70	\$2352.73	\$2375.92	\$2383.95
			2, 3	GCWS-2172-DXN	<div></div> <div></div> <div></div> <div></div>	2398.26	2406.29	2429.48	2437.51
			7, 8, 9	GCWS-2172-DXN	<div></div> <div></div> <div></div> <div></div>	2408.98	2417.01	2440.20	2448.23
Right-Hand									
36”(914mm) Open Left/36”(914mm) Box/File Right									
21”(533mm)	18”(457mm)	72”(1829mm)	1, J	GCWS-2172-XDN	<div></div> <div></div> <div></div> <div></div>	\$2344.70	\$2352.73	\$2375.92	\$2383.95
			2, 3	GCWS-2172-XDN	<div></div> <div></div> <div></div> <div></div>	2398.26	2406.29	2429.48	2437.51
			7, 8, 9	GCWS-2172-XDN	<div></div> <div></div> <div></div> <div></div>	2408.98	2417.01	2440.20	2448.23
Non-Handed									
18”(457mm) Open Left/36”(914mm) Box/File Center/18”(457mm) Open Right									
21”(533mm)	18”(457mm)	72”(1829mm)	1, J	GCWS-2172-TDT	<div></div> <div></div> <div></div> <div></div>	\$2376.84	\$2384.87	\$2408.06	\$2416.09
			2, 3	GCWS-2172-TDT	<div></div> <div></div> <div></div> <div></div>	2430.40	2438.43	2461.62	2469.65
			7, 8, 9	GCWS-2172-TDT	<div></div> <div></div> <div></div> <div></div>	2441.12	2449.15	2472.34	2480.37

# 1.5H Credenzas with Drawers

72" Wide — Wood Case with Wood Front



GCWW-2172



## Features

- Includes:
  - Wood top, end panels, interior vertical divider(s), and drawer fronts.
  - Painted steel back panel, bottom panel, and one adjustable shelf for each open section.
  - Counterweight (when applicable).
- 1 3/16"(30mm) thick wood veneer top has 3mm edgeband on front and back, 1mm edgeband on the sides.
- Wood drawer fronts, end panels, and interior vertical dividers have 1mm edgeband on all sides.
- Available with storage back panel or full back panel:
  - Storage back panel provides enclosure to the drawer section only.
  - Full back panel provides enclosure along the entire back.
- Available with a standard side panel base, or base with toe kick panel:
  - Standard base; credenza end panels extend past the bottom panel to the floor, leaving 1 3/4"(30mm) open space below the bottom panel.
  - Base with toe kick; encloses the open space below the bottom panel (front only).
- Available with or without lock; single lock is chrome and locks both drawers.
- Drawers have full extension ball-bearing slides.
- Drawer interiors are black.
- File drawer includes side-to-side hanging file bars.
- Optional drawer pulls include Ellipse, Radius, Taper, Crescent, Linear, Classic, and J-Pull.
  - Ellipse pull available in non-metallic trim colors only.
  - Radius pull available in metallic trim colors only.
  - Taper and J-Pull color matches painted steel back, bottom, and shelf.
  - Crescent, Linear and Classic pulls are brushed nickel finish.
- Each open section has three shelf mounting locations; hole locations are in 1 1/4"(32mm) increments, with the lowest location 10 1/4"(260mm) above bottom panel.
- Shelves are 3/4"(19mm) thick and 16 1/2"(419mm) deep.
- Interior height of open section is 17 1/2"(445mm).
- Glides provide 1"(25mm) adjustment range.
- Ships fully assembled.

## Specification Tips

- Credenza units are not field retrofitable.
- Designed to be used with Haworth's Integrated Palette; UniGroup Too, PREMISE, Reside Desking, and Intuity Bench.
- 72"(1829mm) wide credenza is freestanding and does not require a counterweight.
- File drawer does not accommodate the File Drawer Insert.
- Bookcase section with shelf is open at the back unless the credenza is specified with a full back panel.
- If credenza is used in a nested application, verify clearance heights.

**Note:** The following products can be separately specified and field installed:

- Grommet
- File/Storage Cushion
- Adjustable Shelf
- Drawer Liner
- Recycle Bin
- Personal Tray
- Front-to-Back File Bars

## To Order, Specify:

1) Product number, including:

### 1 Back Panel Type:

- C** Storage Back Panel
- F** Full Back Panel, add **\$54.63** list

### 2 Base Type:

- S** Standard Base
- T** Base with Toe Kick, add **\$30.15** list

### 3 Pull (see side bar):

### 4 Lock Option:

- N** No Lock
- Y** Lock, add **\$26.78** list

2) Wood finish color for top and end panels.

3) Wood finish color for drawer fronts.

4) Trim color for back/bottom/shelf.

5) Trim color for pull (Ellipse and Radius only).

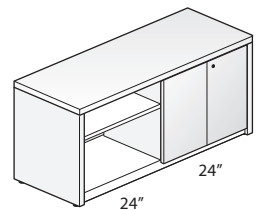
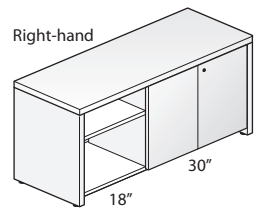
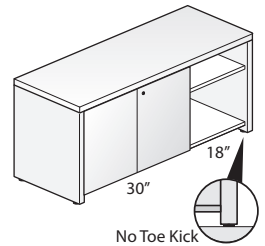
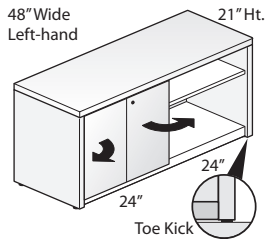
# 1.5H Credenzas with Drawers

72" Wide — Wood Case with Wood Front

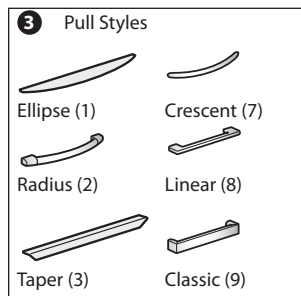
Height	Depth	Width	Pull	Number	①	②	③	④	Front - Wood Group A		Front - Wood Group B		
									Shelf & Back - Steel Trim A	Trim B	Shelf & Back - Steel Trim A	Trim B	
Case — Wood Group A													
Left-Hand													
36”(914mm) Box/File Left/36”(914mm) Open Right													
21”(533mm)	18”(457mm)	72”(1829mm)	1	GCWW-2172-DXN				1	\$2506.99	\$2515.02	\$2564.14	\$2572.17	
			2, 3	GCWW-2172-DXN					2560.55	2568.58	2617.70	2625.73	
			7, 8, 9	GCWW-2172-DXN					2571.27	2579.30	2628.42	2636.45	
			K	GCWW-2172-DXN				K	2635.53	2643.56	2692.68	2700.71	
Right-Hand													
36”(914mm) Open Left/36”(914mm) Box/File Right													
21”(533mm)	18”(457mm)	72”(1829mm)	1	GCWW-2172-XDN				1	\$2506.99	\$2515.02	\$2564.14	\$2572.17	
			2, 3	GCWW-2172-XDN					2560.55	2568.58	2617.70	2625.73	
			7, 8, 9	GCWW-2172-XDN					2571.27	2579.30	2628.42	2636.45	
			K	GCWW-2172-XDN				K	2635.53	2643.56	2692.68	2700.71	
Non-Handed													
18”(457mm) Open Left/36”(914mm) Box/File Center/18”(457mm) Open Right													
21”(533mm)	18”(457mm)	72”(1829mm)	1	GCWW-2172-TDT				1	\$2539.13	\$2547.16	\$2596.28	\$2604.31	
			2, 3	GCWW-2172-TDT					2592.69	2600.72	2649.84	2657.87	
			7, 8, 9	GCWW-2172-TDT					2603.41	2611.44	2660.56	2668.59	
			K	GCWW-2172-TDT				K	2667.67	2675.70	2724.82	2732.85	
Case — Wood Group B													
Left-Hand													
36”(914mm) Box/File Left/36”(914mm) Open Right													
21”(533mm)	18”(457mm)	72”(1829mm)	1	GCWW-2172-DXN				1	\$2664.41	\$2672.44	\$2721.56	\$2729.59	
			2, 3	GCWW-2172-DXN					2717.97	2726.00	2775.12	2783.15	
			7, 8, 9	GCWW-2172-DXN					2728.69	2736.72	2785.84	2793.87	
			K	GCWW-2172-DXN				K	2792.95	2800.98	2850.10	2858.13	
Right-Hand													
36”(914mm) Open Left/36”(914mm) Box/File Right													
21”(533mm)	18”(457mm)	72”(1829mm)	1	GCWW-2172-XDN				1	\$2664.41	\$2672.44	\$2721.56	\$2729.59	
			2, 3	GCWW-2172-XDN					2717.97	2726.00	2775.12	2783.15	
			7, 8, 9	GCWW-2172-XDN					2728.69	2736.72	2785.84	2793.87	
			K	GCWW-2172-XDN				K	2792.95	2800.98	2850.10	2858.13	
Non-Handed													
18”(457mm) Open Left/36”(914mm) Box/File Center/18”(457mm) Open Right													
21”(533mm)	18”(457mm)	72”(1829mm)	1	GCWW-2172-TDT				1	\$2696.55	\$2704.58	\$2753.70	\$2761.73	
			2, 3	GCWW-2172-TDT					2750.11	2758.14	2807.26	2815.29	
			7, 8, 9	GCWW-2172-TDT					2760.83	2768.86	2817.98	2826.01	
			K	GCWW-2172-TDT				K	2825.09	2833.12	2882.24	2890.27	

# 1.5H Credenzas with Hinged Doors

48" Wide — Laminate Case with Steel Front



GCLS-2148



### 3 No Pulls

Touch Latch Doors = (N)

## Features

- Includes:
  - Laminate top, end panels, and interior vertical divider.
  - Painted steel doors, back panel, bottom panel, and one adjustable shelf for each open section.
- 1 3/16" (30mm) thick laminate top has 3mm edgeband on front and back, 1mm edgeband on the sides.
- Laminate end panels and interior vertical dividers have 1mm edgeband on all sides.
- Available with storage back panel or full back panel:
  - Storage back panel provides enclosure to the hinged door section only.
  - Full back panel provides enclosure along the entire back.
- Available with a standard side panel base, or base with toe kick panel:
  - Standard base; credenza end panels extend past the bottom panel to the floor, leaving 1 3/4" (30mm) open space below the bottom panel.
  - Base with toe kick; encloses the open space below the bottom panel (front only).
- Hinged doors feature full access hinges, allowing the doors to open 100°.
- Available with or without lock; single lock is chrome and locks both doors; lock is located in upper left corner of right-hand door.
- Optional door pulls include Ellipse, Radius, Taper, Crescent, Linear, Classic, and No Pull touch latch.
  - Ellipse pull available in non-metallic trim colors only.
  - Radius pull available in metallic trim colors only.
  - Taper pull color matches painted steel back, bottom, and shelf.
  - Crescent, Linear and Classic pulls are brushed nickel finish.
  - Pulls are oriented vertically on the doors.
  - No Pull touch latch option has a touch latch on the right-hand door; left-hand door opens when right-hand door is open.
- Each open section has three shelf mounting locations; hole locations are in 1 1/4" (32mm) increments, with the lowest location 10 1/4" (260mm) above bottom panel.
- Shelves are 3/4" (19mm) thick and 16 1/2" (419mm) deep.
- Interior height of open section is 17 1/2" (445mm).
- Glides provide 1" (25mm) adjustment range.
- Ships fully assembled.

## Specification Tips

- Credenza units are not field retrofitable.
- Designed to be used with Haworth's Integrated Palette; UniGroup Too, PREMISE, Reside Desking, and Intuity Bench.
- Credenza is freestanding and does not require a counterweight.
- Bookcase section with shelf is open at the back unless the credenza is specified with a full back panel.
- Accommodates binder height storage.
- Hinged door storage section does not accept separately specified shelves.
- If credenza is used in a nested application, verify clearance heights.

**Note:** The following products can be separately specified and field installed:

- Grommet
- File/Storage Cushion
- Adjustable Shelf

## To Order, Specify:

1) Product number, including:

### 1 Back Panel Type:

- C** Storage Back Panel
- F** Full Back Panel, add **\$29.92** list

### 2 Base Type:

- S** Standard Base
- T** Base with Toe Kick, add **\$17.19** list

### 3 Pull (see side bar):

### 4 Lock Option:

- N** No Lock
- Y** Lock, add **\$26.78** list

2) Laminate color for top and end panels.

3) Edge trim color for top and end panels.

4) Trim color for doors.

5) Trim color for back/bottom/shelf.

6) Trim color for pull (Ellipse and Radius only).



# 1.5H Credenzas with Hinged Doors

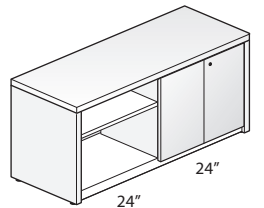
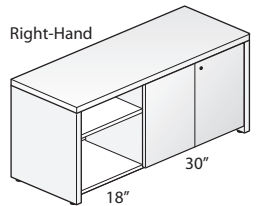
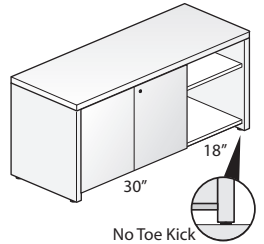
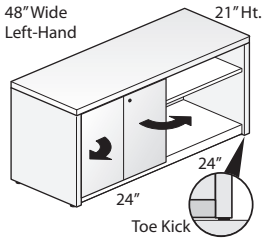
48" Wide — Laminate Case with Steel Front

Height	Depth	Width	Pull	Number	①	②	③	④	Front - Steel Trim A		Front - Steel Trim B	
									Shelf & Back - Steel Trim A	Trim B	Shelf & Back - Steel Trim A	Trim B
Case — Laminate A												
Left-Hand												
24”(610mm) Doors Left/24”(610mm) Open Right												
21”(533mm)	18”(457mm)	48”(1219mm)	2, 3	GCLS-2148-HUN	<div></div>	<div></div>	<div></div>	<div></div>	\$1061.03	\$1069.06	\$1079.29	\$1087.32
			7, 8, 9	GCLS-2148-HUN	<div></div>	<div></div>	<div></div>	<div></div>	1071.75	1079.78	1090.01	1098.04
			N	GCLS-2148-HUN	<div></div>	<div></div>	N	<div></div>	1007.47	1015.50	1025.73	1033.76
30”(762mm) Doors Left/18”(457mm) Open Right												
21”(533mm)	18”(457mm)	48”(1219mm)	1	GCLS-2148-ITN	<div></div>	<div></div>	1	<div></div>	\$1017.13	\$1025.16	\$1035.39	\$1043.42
			2, 3	GCLS-2148-ITN	<div></div>	<div></div>	<div></div>	<div></div>	1070.69	1078.72	1088.95	1096.98
			7, 8, 9	GCLS-2148-ITN	<div></div>	<div></div>	<div></div>	<div></div>	1081.41	1089.44	1099.67	1107.70
			N	GCLS-2148-ITN	<div></div>	<div></div>	N	<div></div>	1017.13	1025.16	1035.39	1043.42
Right-Hand												
24”(610mm) Open Left/24”(610mm) Doors Right												
21”(533mm)	18”(457mm)	48”(1219mm)	2, 3	GCLS-2148-UHN	<div></div>	<div></div>	<div></div>	<div></div>	\$1061.03	\$1069.06	\$1079.29	\$1087.32
			7, 8, 9	GCLS-2148-UHN	<div></div>	<div></div>	<div></div>	<div></div>	1071.75	1079.78	1090.01	1098.04
			N	GCLS-2148-UHN	<div></div>	<div></div>	N	<div></div>	1007.47	1015.50	1025.73	1033.76
18”(457mm) Open Left/30”(762mm) Doors Right												
21”(533mm)	18”(457mm)	48”(1219mm)	1	GCLS-2148-TIN	<div></div>	<div></div>	1	<div></div>	\$1017.13	\$1025.16	\$1035.39	\$1043.42
			2, 3	GCLS-2148-TIN	<div></div>	<div></div>	<div></div>	<div></div>	1070.69	1078.72	1088.95	1096.98
			7, 8, 9	GCLS-2148-TIN	<div></div>	<div></div>	<div></div>	<div></div>	1081.41	1089.44	1099.67	1107.70
			N	GCLS-2148-TIN	<div></div>	<div></div>	N	<div></div>	1017.13	1025.16	1035.39	1043.42
Case — Laminate B												
Left-Hand												
24”(610mm) Doors Left/24”(610mm) Open Right												
21”(533mm)	18”(457mm)	48”(1219mm)	2, 3	GCLS-2148-HUN	<div></div>	<div></div>	<div></div>	<div></div>	\$1125.61	\$1133.64	\$1143.87	\$1151.90
			7, 8, 9	GCLS-2148-HUN	<div></div>	<div></div>	<div></div>	<div></div>	1136.33	1144.36	1154.59	1162.62
			N	GCLS-2148-HUN	<div></div>	<div></div>	N	<div></div>	1072.05	1080.08	1090.31	1098.34
30”(762mm) Doors Left/18”(457mm) Open Right												
21”(533mm)	18”(457mm)	48”(1219mm)	1	GCLS-2148-ITN	<div></div>	<div></div>	1	<div></div>	\$1081.71	\$1089.74	\$1099.97	\$1108.00
			2, 3	GCLS-2148-ITN	<div></div>	<div></div>	<div></div>	<div></div>	1135.27	1143.30	1153.53	1161.56
			7, 8, 9	GCLS-2148-ITN	<div></div>	<div></div>	<div></div>	<div></div>	1145.99	1154.02	1164.25	1172.28
			N	GCLS-2148-ITN	<div></div>	<div></div>	N	<div></div>	1081.71	1089.74	1099.97	1108.00
Right-Hand												
24”(610mm) Open Left/24”(610mm) Doors Right												
21”(533mm)	18”(457mm)	48”(1219mm)	2, 3	GCLS-2148-UHN	<div></div>	<div></div>	<div></div>	<div></div>	\$1125.61	\$1133.64	\$1143.87	\$1151.90
			7, 8, 9	GCLS-2148-UHN	<div></div>	<div></div>	<div></div>	<div></div>	1136.33	1144.36	1154.59	1162.62
			N	GCLS-2148-UHN	<div></div>	<div></div>	N	<div></div>	1072.05	1080.08	1090.31	1098.34
18”(457mm) Open Left/30”(762mm) Doors Right												
21”(533mm)	18”(457mm)	48”(1219mm)	1	GCLS-2148-TIN	<div></div>	<div></div>	1	<div></div>	\$1081.71	\$1089.74	\$1099.97	\$1108.00
			2, 3	GCLS-2148-TIN	<div></div>	<div></div>	<div></div>	<div></div>	1135.27	1143.30	1153.53	1161.56
			7, 8, 9	GCLS-2148-TIN	<div></div>	<div></div>	<div></div>	<div></div>	1145.99	1154.02	1164.25	1172.28
			N	GCLS-2148-TIN	<div></div>	<div></div>	N	<div></div>	1081.71	1089.74	1099.97	1108.00

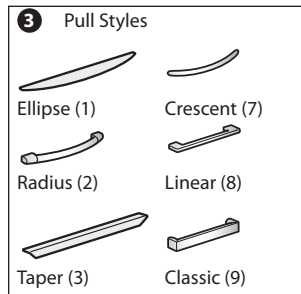
# 1.5H Credenzas with Hinged Doors

48" Wide — Laminate Case with Laminate Front

48" Wide  
Left-Hand



GCLL-2148



### 3 No Pulls

Touch Latch Doors = (N)

## Features

- Includes:
  - Laminate top, end panels, interior vertical divider, and doors.
  - Painted steel back panel, bottom panel, and one adjustable shelf for the open section.
- 1 3/16" (30mm) thick laminate top has 3mm edgeband on front and back, 1mm edgeband on the sides.
- Laminate doors, end panels, and interior vertical dividers have 1mm edgeband on all sides.
- Available with storage back panel or full back panel:
  - Storage back panel provides enclosure to the hinged door section only.
  - Full back panel provides enclosure along the entire back.
- Available with a standard side panel base, or base with toe kick panel:
  - Standard base; credenza end panels extend past the bottom panel to the floor, leaving 1 3/4" (30mm) open space below the bottom panel.
  - Base with toe kick; encloses the open space below the bottom panel (front only).
- Hinged doors feature full access hinges, allowing the doors to open 100°.
- Available with or without lock; single lock is chrome and locks both doors; lock is located in upper left corner of right-hand door.
- Optional door pulls include Ellipse, Radius, Taper, Crescent, Linear, Classic, and No Pull touch latch.
  - Ellipse pull available in non-metallic trim colors only.
  - Radius pull available in metallic trim colors only.
  - J-Pull trim color matches painted steel front.
  - Taper pull color matches painted steel back, bottom, and shelf.
  - Crescent, Linear and Classic pulls are brushed nickel finish.
  - Pulls are oriented vertically on the doors.
  - No Pull touch latch option has a touch latch on the right-hand door; left-hand door opens when right-hand door is open.
- Open section has three shelf mounting locations; hole locations are in 1 1/4" (32mm) increments, with the lowest location 10 1/4" (260mm) above bottom panel.
- Shelves are 3/4" (19mm) thick and 16 1/2" (419mm) deep.
- Interior height of open section is 17 1/2" (445mm).
- Glides provide 1" (25mm) adjustment range.
- Ships fully assembled.

## Specification Tips

- Credenza units are not field retrofitable.
- Designed to be used with Haworth's Integrated Palette; UniGroup Too, PREMISE, Reside Desking, and Intuity Bench.
- Credenza is freestanding and does not require a counterweight.
- Bookcase section with shelf is open at the back unless the credenza is specified with a full back panel.
- Accommodates binder height storage.
- Hinged door storage section does not accept separately specified shelves.
- If credenza is used in a nested application, verify clearance heights.

**Note:** The following products can be separately specified and field installed:

- Grommet
- File/Storage Cushion
- Adjustable Shelf

## To Order, Specify:

1) Product number, including:

### 1 Back Panel Type:

- C** Storage Back Panel
- F** Full Back Panel, add **\$29.92** list

### 2 Base Type:

- S** Standard Base
- T** Base with Toe Kick, add **\$17.19** list

### 3 Pull (see side bar):

### 4 Lock Option:

- N** No Lock
- Y** Lock, add **\$26.78** list

- Laminate color for top and end panels.
- Edge trim color for top and end panels.
- Laminate color for doors.
- Edge trim color for doors.
- Trim color for back/bottom/shelf.
- Trim color for pull (Ellipse and Radius only).

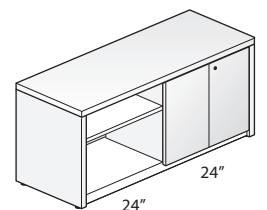
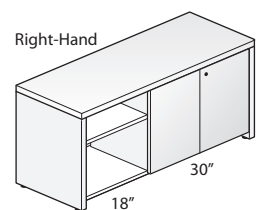
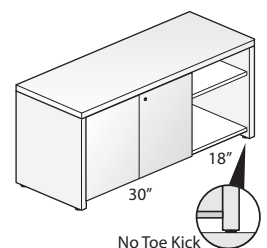
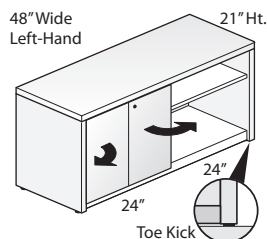
# 1.5H Credenzas with Hinged Doors

48" Wide — Laminate Case with Laminate Front

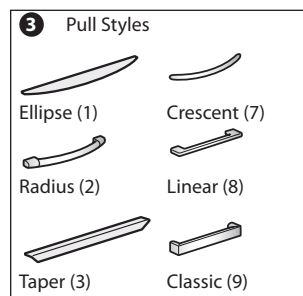
Height	Depth	Width	Pull	Number	①②③④	Front - Laminate A		Front - Laminate B	
						Shelf & Back - Steel Trim A	Trim B	Shelf & Back - Steel Trim A	Trim B
Case — Laminate A									
Left-Hand									
24”(610mm) Doors Left/24”(610mm) Open Right									
21”(533mm)	18”(457mm)	48”(1219mm)	2, 3	GCLL-2148-HUN	<div><div></div><div></div><div></div><div></div></div>	\$1146.59	\$1154.62	\$1217.21	\$1225.24
			7, 8, 9	GCLL-2148-HUN	<div><div></div><div></div><div></div><div></div></div>	1157.31	1165.34	1227.93	1235.96
			N	GCLL-2148-HUN	<div><div></div><div></div><div>N</div><div></div></div>	1093.03	1101.06	1163.65	1171.68
30”(762mm) Doors Left/18”(457mm) Open Right									
21”(533mm)	18”(457mm)	48”(1219mm)	1	GCLL-2148-ITN	<div><div></div><div></div><div>1</div><div></div></div>	\$1102.69	\$1110.72	\$1173.31	\$1181.34
			2, 3	GCLL-2148-ITN	<div><div></div><div></div><div></div><div></div></div>	1156.25	1164.28	1226.87	1234.90
			7, 8, 9	GCLL-2148-ITN	<div><div></div><div></div><div></div><div></div></div>	1166.97	1175.00	1237.59	1245.62
			N	GCLL-2148-ITN	<div><div></div><div></div><div>N</div><div></div></div>	1102.69	1110.72	1173.31	1181.34
Right-Hand									
24”(610mm) Open Left/24”(610mm) Doors Right									
21”(533mm)	18”(457mm)	48”(1219mm)	2, 3	GCLL-2148-UHN	<div><div></div><div></div><div></div><div></div></div>	\$1146.59	\$1154.62	\$1217.21	\$1225.24
			7, 8, 9	GCLL-2148-UHN	<div><div></div><div></div><div></div><div></div></div>	1157.31	1165.34	1227.93	1235.96
			N	GCLL-2148-UHN	<div><div></div><div></div><div>N</div><div></div></div>	1093.03	1101.06	1163.65	1171.68
18”(457mm) Open Left/30”(762mm) Doors Right									
21”(533mm)	18”(457mm)	48”(1219mm)	1	GCLL-2148-TIN	<div><div></div><div></div><div>1</div><div></div></div>	\$1102.69	\$1110.72	\$1173.31	\$1181.34
			2, 3	GCLL-2148-TIN	<div><div></div><div></div><div></div><div></div></div>	1156.25	1164.28	1226.87	1234.90
			7, 8, 9	GCLL-2148-TIN	<div><div></div><div></div><div></div><div></div></div>	1166.97	1175.00	1237.59	1245.62
			N	GCLL-2148-TIN	<div><div></div><div></div><div>N</div><div></div></div>	1102.69	1110.72	1173.31	1181.34
Case — Laminate B									
Left-Hand									
24”(610mm) Doors Left/24”(610mm) Open Right									
21”(533mm)	18”(457mm)	48”(1219mm)	2, 3	GCLL-2148-HUN	<div><div></div><div></div><div></div><div></div></div>	\$1211.17	\$1219.20	\$1281.79	\$1289.82
			7, 8, 9	GCLL-2148-HUN	<div><div></div><div></div><div></div><div></div></div>	1221.89	1229.92	1292.51	1300.54
			N	GCLL-2148-HUN	<div><div></div><div></div><div>N</div><div></div></div>	1157.61	1165.64	1228.23	1236.26
30”(762mm) Doors Left/18”(457mm) Open Right									
21”(533mm)	18”(457mm)	48”(1219mm)	1	GCLL-2148-ITN	<div><div></div><div></div><div>1</div><div></div></div>	\$1167.27	\$1175.30	\$1237.89	\$1245.92
			2, 3	GCLL-2148-ITN	<div><div></div><div></div><div></div><div></div></div>	1220.83	1228.86	1291.45	1299.48
			7, 8, 9	GCLL-2148-ITN	<div><div></div><div></div><div></div><div></div></div>	1231.55	1239.58	1302.17	1310.20
			N	GCLL-2148-ITN	<div><div></div><div></div><div>N</div><div></div></div>	1167.27	1175.30	1237.89	1245.92
Right-Hand									
24”(610mm) Open Left/24”(610mm) Doors Right									
21”(533mm)	18”(457mm)	48”(1219mm)	2, 3	GCLL-2148-UHN	<div><div></div><div></div><div></div><div></div></div>	\$1211.17	\$1219.20	\$1281.79	\$1289.82
			7, 8, 9	GCLL-2148-UHN	<div><div></div><div></div><div></div><div></div></div>	1221.89	1229.92	1292.51	1300.54
			N	GCLL-2148-UHN	<div><div></div><div></div><div>N</div><div></div></div>	1157.61	1165.64	1228.23	1236.26
18”(457mm) Open Left/30”(762mm) Doors Right									
21”(533mm)	18”(457mm)	48”(1219mm)	1	GCLL-2148-TIN	<div><div></div><div></div><div>1</div><div></div></div>	\$1167.27	\$1175.30	\$1237.89	\$1245.92
			2, 3	GCLL-2148-TIN	<div><div></div><div></div><div></div><div></div></div>	1220.83	1228.86	1291.45	1299.48
			7, 8, 9	GCLL-2148-TIN	<div><div></div><div></div><div></div><div></div></div>	1231.55	1239.58	1302.17	1310.20
			N	GCLL-2148-TIN	<div><div></div><div></div><div>N</div><div></div></div>	1167.27	1175.30	1237.89	1245.92

# 1.5H Credenzas with Hinged Doors

48" Wide — Wood Case with Steel Front



GCWS-2148



## 3 No Pulls

Touch Latch Doors = (N)

## Features

- Includes:
  - Wood top, end panels, and interior vertical divider.
  - Painted steel doors, back panel, bottom panel, and one adjustable shelf for the open section.
- 1 3/16"(30mm) thick wood veneer top has 3mm edgeband on front and back, 1mm edgeband on the sides.
- Wood end panels and interior vertical dividers have 1mm edgeband on all sides.
- Available with storage back panel or full back panel:
  - Storage back panel provides enclosure to the hinged door section only.
  - Full back panel provides enclosure along the entire back.
- Available with a standard side panel base, or base with toe kick panel:
  - Standard base; credenza end panels extend past the bottom panel to the floor, leaving 1 3/4"(30mm) open space below the bottom panel.
  - Base with toe kick; encloses the open space below the bottom panel (front only).
- Hinged doors feature full access hinges, allowing the doors to open 100°.
- Available with or without lock; single lock is chrome and locks both doors; lock is located in upper left corner of right-hand door.
- Optional door pulls include Ellipse, Radius, Taper, Crescent, Linear, Classic, and No Pull touch latch.
  - Ellipse pull available in non-metallic trim colors only.
  - Radius pull available in metallic trim colors only.
  - Taper pull color matches painted steel back, bottom, and shelf.
  - Crescent, Linear and Classic pulls are brushed nickel finish.
  - Pulls are oriented vertically on the doors.
  - No Pull touch latch option has a touch latch on the right-hand door; left-hand door opens when right-hand door is open.
- Each open section has three shelf mounting locations; hole locations are in 1 1/4"(32mm) increments, with the lowest location 10 1/4"(260mm) above bottom panel.
- Shelves are 3/4"(19mm) thick and 16 1/2"(419mm) deep.
- Interior height of open section is 17 1/2"(445mm).
- Glides provide 1"(25mm) adjustment range.
- Ships fully assembled.

## Specification Tips

- Credenza units are not field retrofitable.
- Designed to be used with Haworth's Integrated Palette; UniGroup Too, PREMISE, Reside Desking, and Intuity Bench.
- Credenza is freestanding and does not require a counterweight.
- Bookcase section with shelf is open at the back unless the credenza is specified with a full back panel.
- Accommodates binder height storage.
- Hinged door storage section does not accept separately specified shelves.
- If credenza is used in a nested application, verify clearance heights.

**Note:** The following products can be separately specified and field installed:

- Grommet
- File/Storage Cushion
- Adjustable Shelf

## To Order, Specify:

1) Product number, including:

### 1 Back Panel Type:

- C** Storage Back Panel
- F** Full Back Panel, add **\$29.92** list

### 2 Base Type:

- S** Standard Base
- T** Base with Toe Kick, add **\$17.19** list

### 3 Pull (see side bar):

### 4 Lock Option:

- N** No Lock
- Y** Lock, add **\$26.78** list

2) Wood finish color for top and end panels.

3) Trim color for doors.

4) Trim color for back/bottom/shelf.

5) Trim color for pull (Ellipse and Radius only).

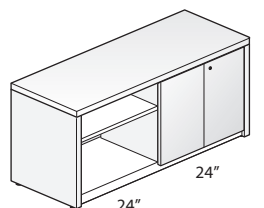
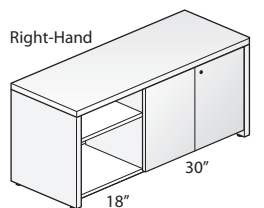
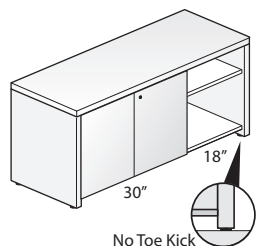
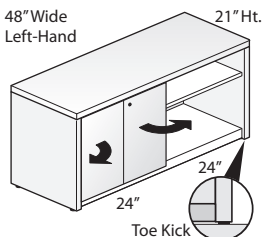
# 1.5H Credenzas with Hinged Doors

48" Wide — Wood Case with Steel Front

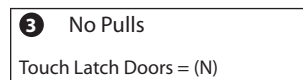
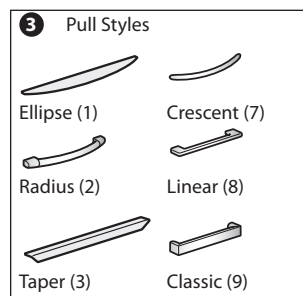
Height	Depth	Width	Pull	Number	①	②	③	④	Front - Steel Trim A		Front - Steel Trim B	
									Shelf & Back - Steel Trim A	Trim B	Shelf & Back - Steel Trim A	Trim B
Case — Wood Group A												
Left-Hand												
24”(610mm) Doors Left/24”(610mm) Open Right												
21”(533mm)	18”(457mm)	48”(1219mm)	2, 3	GCWS-2148-HUN	■	■	■	■	\$1800.84	\$1808.87	\$1819.10	\$1827.13
			7, 8, 9	GCWS-2148-HUN	■	■	■	■	1811.56	1819.59	1829.82	1837.85
			N	GCWS-2148-HUN	■		N	■	1747.28	1755.31	1765.54	1773.57
30”(762mm) Doors Left/18”(457mm) Open Right												
21”(533mm)	18”(457mm)	48”(1219mm)	1	GCWS-2148-ITN	■		1	■	\$1756.94	\$1764.97	\$1775.20	\$1783.23
			2, 3	GCWS-2148-ITN	■	■	■	■	1810.50	1818.53	1828.76	1836.79
			7, 8, 9	GCWS-2148-ITN	■	■	■	■	1821.22	1829.25	1839.48	1847.51
			N	GCWS-2148-ITN	■		N	■	1756.94	1764.97	1775.20	1783.23
Right-Hand												
24”(610mm) Open Left/24”(610mm) Doors Right												
21”(533mm)	18”(457mm)	48”(1219mm)	2, 3	GCWS-2148-UHN	■	■	■	■	\$1800.84	\$1808.87	\$1819.10	\$1827.13
			7, 8, 9	GCWS-2148-UHN	■	■	■	■	1811.56	1819.59	1829.82	1837.85
			N	GCWS-2148-UHN	■		N	■	1747.28	1755.31	1765.54	1773.57
18”(457mm) Open Left/30”(762mm) Doors Right												
21”(533mm)	18”(457mm)	48”(1219mm)	1	GCWS-2148-TIN	■		1	■	\$1756.94	\$1764.97	\$1775.20	\$1783.23
			2, 3	GCWS-2148-TIN	■	■	■	■	1810.50	1818.53	1828.76	1836.79
			7, 8, 9	GCWS-2148-TIN	■	■	■	■	1821.22	1829.25	1839.48	1847.51
			N	GCWS-2148-TIN	■		N	■	1756.94	1764.97	1775.20	1783.23
Case — Wood Group B												
Left-Hand												
24”(610mm) Doors Left/24”(610mm) Open Right												
21”(533mm)	18”(457mm)	48”(1219mm)	2, 3	GCWS-2148-HUN	■	■	■	■	\$1935.94	\$1943.97	\$1954.20	\$1962.23
			7, 8, 9	GCWS-2148-HUN	■	■	■	■	1946.66	1954.69	1964.92	1972.95
			N	GCWS-2148-HUN	■		N	■	1882.38	1890.41	1900.64	1908.67
30”(762mm) Doors Left/18”(457mm) Open Right												
21”(533mm)	18”(457mm)	48”(1219mm)	1	GCWS-2148-ITN	■		1	■	\$1892.04	\$1900.07	\$1910.30	\$1918.33
			2, 3	GCWS-2148-ITN	■	■	■	■	1945.60	1953.63	1963.86	1971.89
			7, 8, 9	GCWS-2148-ITN	■	■	■	■	1956.32	1964.35	1974.58	1982.61
			N	GCWS-2148-ITN	■		N	■	1892.04	1900.07	1910.30	1918.33
Right-Hand												
24”(610mm) Open Left/24”(610mm) Doors Right												
21”(533mm)	18”(457mm)	48”(1219mm)	2, 3	GCWS-2148-UHN	■	■	■	■	\$1935.94	\$1943.97	\$1954.20	\$1962.23
			7, 8, 9	GCWS-2148-UHN	■	■	■	■	1946.66	1954.69	1964.92	1972.95
			N	GCWS-2148-UHN	■		N	■	1882.38	1890.41	1900.64	1908.67
18”(457mm) Open Left/30”(762mm) Doors Right												
21”(533mm)	18”(457mm)	48”(1219mm)	1	GCWS-2148-TIN	■		1	■	\$1892.04	\$1900.07	\$1910.30	\$1918.33
			2, 3	GCWS-2148-TIN	■	■	■	■	1945.60	1953.63	1963.86	1971.89
			7, 8, 9	GCWS-2148-TIN	■	■	■	■	1956.32	1964.35	1974.58	1982.61
			N	GCWS-2148-TIN	■		N	■	1892.04	1900.07	1910.30	1918.33

# 1.5H Credenzas with Hinged Doors

48" Wide — Wood Case with Wood Front

48" Wide  
Left-Hand

GCWW-2148



## Features

- Includes:
  - Wood top, end panels, interior vertical divider, and doors.
  - Painted steel back panel, bottom panel, and one adjustable shelf for the open section.
- 1 3/16" (30mm) thick wood veneer top has 3mm edgeband on front and back, 1mm edgeband on the sides.
- Wood doors, end panels, and interior vertical dividers have 1mm edgeband on all sides.
- Available with storage back panel or full back panel:
  - Storage back panel provides enclosure to the hinged door section only.
  - Full back panel provides enclosure along the entire back.
- Available with a standard side panel base, or base with toe kick panel:
  - Standard base; credenza end panels extend past the bottom panel to the floor, leaving 1 3/4" (30mm) open space below the bottom panel.
  - Base with toe kick; encloses the open space below the bottom panel (front only).
- Hinged doors feature full access hinges, allowing the doors to open 100°.
- Available with or without lock; single lock is chrome and locks both doors; lock is located in upper left corner of right-hand door.
- Optional door pulls include Ellipse, Radius, Taper, Crescent, Linear, Classic, and No Pull touch latch.
  - Ellipse pull available in non-metallic trim colors only.
  - Radius pull available in metallic trim colors only.
  - Taper pull color matches painted steel back, bottom, and shelf.
  - Crescent, Linear and Classic pulls are brushed nickel finish.
  - Pulls are oriented vertically on the doors.
  - No Pull touch latch option has a touch latch on the right-hand door; left-hand door opens when right-hand door is open.
- Each open section has three shelf mounting locations; hole locations are in 1 1/4" (32mm) increments, with the lowest location 10 1/4" (260mm) above bottom panel.
- Shelves are 3/4" (19mm) thick and 16 1/2" (419mm) deep.
- Interior height of open section is 17 1/2" (445mm).
- Glides provide 1" (25mm) adjustment range.
- Ships fully assembled.

## Specification Tips

- Credenza units are not field retrofitable.
- Designed to be used with Haworth's Integrated Palette; UniGroup Too, PREMISE, Reside Desking, and Intuity Bench.
- Credenza is freestanding and does not require a counterweight.
- Bookcase section with shelf is open at the back unless the credenza is specified with a full back panel.
- Accommodates binder height storage.
- Hinged door storage section does not accept separately specified shelves.
- If credenza is used in a nested application, verify clearance heights.

**Note:** The following products can be separately specified and field installed:

- Grommet
- File/Storage Cushion
- Adjustable Shelf

## To Order, Specify:

1) Product number, including:

### 1 Back Panel Type:

- C** Storage Back Panel
- F** Full Back Panel, add **\$29.92** list

### 2 Base Type:

- S** Standard Base
- T** Base with Toe Kick, add **\$17.19** list

### 3 Pull (see side bar):

### 4 Lock Option:

- N** No Lock
- Y** Lock, add **\$26.78** list

2) Wood finish color for top and end panels.

3) Wood finish color for doors.

4) Trim color for back/bottom/shelf.

5) Trim color for pull (Ellipse and Radius only).

# 1.5H Credenzas with Hinged Doors

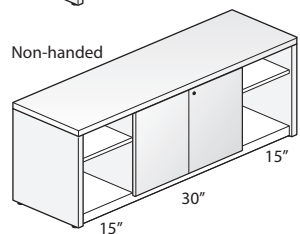
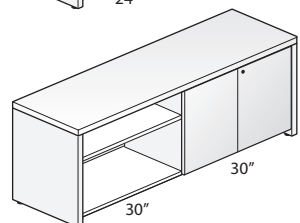
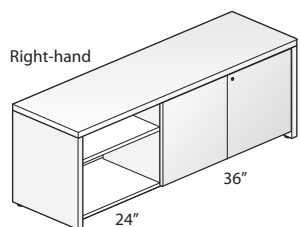
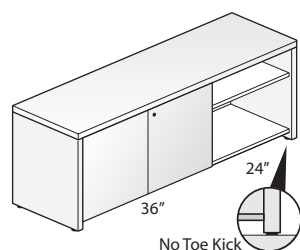
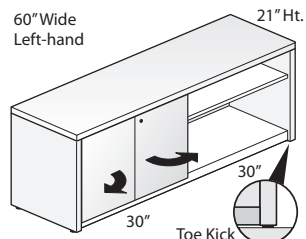
48" Wide — Wood Case with Wood Front

Height	Depth	Width	Pull	Number	①	②	③	④	Front - Wood Group A		Front - Wood Group B	
									Shelf & Back - Steel Trim A	Shelf & Back - Steel Trim B	Shelf & Back - Steel Trim A	Shelf & Back - Steel Trim B
Case — Wood Group A												
Left-Hand												
24”(610mm) Doors Left/24”(610mm) Open Right												
21”(533mm)	18”(457mm)	48”(1219mm)	2, 3	GCWW-2148-HUN	■	■	■	■	\$2021.67	\$2029.70	\$2061.06	\$2069.09
			7, 8, 9	GCWW-2148-HUN	■	■	■	■	2032.39	2040.42	2071.78	2079.81
			N	GCWW-2148-HUN	■	■	N	■	1968.11	1976.14	2007.50	2015.53
30”(762mm) Doors Left/18”(457mm) Open Right												
21”(533mm)	18”(457mm)	48”(1219mm)	1	GCWW-2148-ITN	■	■	1	■	\$1977.77	\$1985.80	\$2017.16	\$2025.19
			2, 3	GCWW-2148-ITN	■	■	■	■	2031.33	2039.36	2070.72	2078.75
			7, 8, 9	GCWW-2148-ITN	■	■	■	■	2042.05	2050.08	2081.44	2089.47
			N	GCWW-2148-ITN	■	■	N	■	1977.77	1985.80	2017.16	2025.19
Right-Hand												
24”(610mm) Open Left/24”(610mm) Doors Right												
21”(533mm)	18”(457mm)	48”(1219mm)	2, 3	GCWW-2148-UHN	■	■	■	■	\$2021.67	\$2029.70	\$2061.06	\$2069.09
			7, 8, 9	GCWW-2148-UHN	■	■	■	■	2032.39	2040.42	2071.78	2079.81
			N	GCWW-2148-UHN	■	■	N	■	1968.11	1976.14	2007.50	2015.53
18”(457mm) Open Left/30”(762mm) Doors Right												
21”(533mm)	18”(457mm)	48”(1219mm)	1	GCWW-2148-TIN	■	■	1	■	\$1977.77	\$1985.80	\$2017.16	\$2025.19
			2, 3	GCWW-2148-TIN	■	■	■	■	2031.33	2039.36	2070.72	2078.75
			7, 8, 9	GCWW-2148-TIN	■	■	■	■	2042.05	2050.08	2081.44	2089.47
			N	GCWW-2148-TIN	■	■	N	■	1977.77	1985.80	2017.16	2025.19
Case — Wood Group B												
Left-Hand												
24”(610mm) Doors Left/24”(610mm) Open Right												
21”(533mm)	18”(457mm)	48”(1219mm)	2, 3	GCWW-2148-HUN	■	■	■	■	\$2156.77	\$2164.80	\$2196.16	\$2204.19
			7, 8, 9	GCWW-2148-HUN	■	■	■	■	2167.49	2175.52	2206.88	2214.91
			N	GCWW-2148-HUN	■	■	N	■	2103.21	2111.24	2142.60	2150.63
30”(762mm) Doors Left/18”(457mm) Open Right												
21”(533mm)	18”(457mm)	48”(1219mm)	1	GCWW-2148-ITN	■	■	1	■	\$2112.87	\$2120.90	\$2152.26	\$2160.29
			2, 3	GCWW-2148-ITN	■	■	■	■	2166.43	2174.46	2205.82	2213.85
			7, 8, 9	GCWW-2148-ITN	■	■	■	■	2177.15	2185.18	2216.54	2224.57
			N	GCWW-2148-ITN	■	■	N	■	2112.87	2120.90	2152.26	2160.29
Right-Hand												
24”(610mm) Open Left/24”(610mm) Doors Right												
21”(533mm)	18”(457mm)	48”(1219mm)	2, 3	GCWW-2148-UHN	■	■	■	■	\$2156.77	\$2164.80	\$2196.16	\$2204.19
			7, 8, 9	GCWW-2148-UHN	■	■	■	■	2167.49	2175.52	2206.88	2214.91
			N	GCWW-2148-UHN	■	■	N	■	2103.21	2111.24	2142.60	2150.63
18”(457mm) Open Left/30”(762mm) Doors Right												
21”(533mm)	18”(457mm)	48”(1219mm)	1	GCWW-2148-TIN	■	■	1	■	\$2112.87	\$2120.90	\$2152.26	\$2160.29
			2, 3	GCWW-2148-TIN	■	■	■	■	2166.43	2174.46	2205.82	2213.85
			7, 8, 9	GCWW-2148-TIN	■	■	■	■	2177.15	2185.18	2216.54	2224.57
			N	GCWW-2148-TIN	■	■	N	■	2112.87	2120.90	2152.26	2160.29

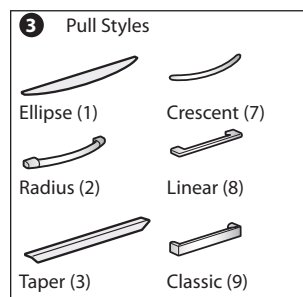


# 1.5H Credenzas with Hinged Doors

60" Wide — Laminate Case with Steel Front

60" Wide  
Left-hand

GCLS-2160



### 3 No Pulls

Touch Latch Doors = (N)

## Features

- Includes:
  - Laminate top, end panels, and interior vertical divider(s).
  - Painted steel doors, back panel, bottom panel, and one adjustable shelf for each open section.
- 1 3/16" (30mm) thick laminate top has 3mm edgeband on front and back, 1mm edgeband on the sides.
- Laminate end panels and interior vertical dividers have 1mm edgeband on all sides.
- Available with storage back panel or full back panel:
  - Storage back panel provides enclosure to the hinged door section only.
  - Full back panel provides enclosure along the entire back.
- Available with a standard side panel base, or base with toe kick panel:
  - Standard base; credenza end panels extend past the bottom panel to the floor, leaving 1 3/4" (30mm) open space below the bottom panel.
  - Base with toe kick; encloses the open space below the bottom panel (front only).
- Hinged doors feature full access hinges, allowing the doors to open 100°.
- Available with or without lock; single lock is chrome and locks both doors; lock is located in upper left corner of right-hand door.
- Optional door pulls include Ellipse, Radius, Taper, Crescent, Linear, Classic, and No Pull touch latch.
  - Ellipse pull available in non-metallic trim colors only.
  - Radius pull available in metallic trim colors only.
  - Taper pull color matches painted steel back, bottom, and shelf.
  - Crescent, Linear and Classic pulls are brushed nickel finish.
  - Pulls are oriented vertically on the doors.
  - No Pull touch latch option has a touch latch on the right-hand door; left-hand door opens when right-hand door is open.
- Each open section has three shelf mounting locations; hole locations are in 1 1/4" (32mm) increments, with the lowest location 10 1/4" (260mm) above bottom panel.
- Shelves are 3/4" (19mm) thick and 16 1/2" (419mm) deep.
- Interior height of open section is 17 1/2" (445mm).
- Glides provide 1" (25mm) adjustment range.
- Ships fully assembled.

## Specification Tips

- Credenza units are not field retrofitable.
- Designed to be used with Haworth's Integrated Palette; UniGroup Too, PREMISE, Reside Desking, and Intuity Bench.
- Credenza is freestanding and does not require a counterweight.
- Bookcase section with shelf is open at the back unless the credenza is specified with a full back panel.
- Accommodates binder height storage.
- Hinged door storage section does not accept separately specified shelves.
- If credenza is used in a nested application, verify clearance heights.

**Note:** The following products can be separately specified and field installed:

- Grommet
- File/Storage Cushion
- Adjustable Shelf

## To Order, Specify:

1) Product number, including:

### 1 Back Panel Type:

- C** Storage Back Panel
- F** Full Back Panel, add **\$41.78** list

### 2 Base Type:

- S** Standard Base
- T** Base with Toe Kick, add **\$23.67** list

### 3 Pull (see side bar):

### 4 Lock Option:

- N** No Lock
- Y** Lock, add **\$26.78** list

2) Laminate color for top and end panels.

3) Edge trim color for top and end panels.

4) Trim color for doors.

5) Trim color for back/bottom/shelf.

6) Trim color for pull (Ellipse and Radius only).

# 1.5H Credenzas with Hinged Doors

60" Wide — Laminate Case with Steel Front

Height	Depth	Width	Pull	Number	①②③④	Front - Steel Trim A		Front - Steel Trim B	
						Shelf & Back - Steel Trim A	Steel Trim B	Shelf & Back - Steel Trim A	Steel Trim B
Case — Laminate A									
Left-Hand									
30”(762mm) Doors Left/30”(762mm) Open Right									
21”(533mm)	18”(457mm)	60”(1524mm)	1	GCLS-2160-IVN	<div><div></div><div></div><div>1</div><div></div></div>	\$1051.81	\$1059.84	\$1076.55	\$1084.58
			2, 3	GCLS-2160-IVN	<div><div></div><div></div><div></div><div></div></div>	1105.37	1113.40	1130.11	1138.14
			7, 8, 9	GCLS-2160-IVN	<div><div></div><div></div><div></div><div></div></div>	1116.09	1124.12	1140.83	1148.86
			N	GCLS-2160-IVN	<div><div></div><div></div><div>N</div><div></div></div>	1051.81	1059.84	1076.55	1084.58
36”(914mm) Doors Left/24”(610mm) Open Right									
21”(533mm)	18”(457mm)	60”(1524mm)	1	GCLS-2160-JUN	<div><div></div><div></div><div>1</div><div></div></div>	\$1061.47	\$1069.50	\$1086.21	\$1094.24
			2, 3	GCLS-2160-JUN	<div><div></div><div></div><div></div><div></div></div>	1115.03	1123.06	1139.77	1147.80
			7, 8, 9	GCLS-2160-JUN	<div><div></div><div></div><div></div><div></div></div>	1125.75	1133.78	1150.49	1158.52
			N	GCLS-2160-JUN	<div><div></div><div></div><div></div><div>N</div></div>	1061.47	1069.50	1086.21	1094.24
42”(1067mm) Doors Left/18”(457mm) Open Right									
21”(533mm)	18”(457mm)	60”(1524mm)	1	GCLS-2160-LTN	<div><div></div><div></div><div>1</div><div></div></div>	\$1071.13	\$1079.16	\$1095.87	\$1103.90
			2, 3	GCLS-2160-LTN	<div><div></div><div></div><div></div><div></div></div>	1124.69	1132.72	1149.43	1157.46
			7, 8, 9	GCLS-2160-LTN	<div><div></div><div></div><div></div><div></div></div>	1135.41	1143.44	1160.15	1168.18
			N	GCLS-2160-LTN	<div><div></div><div></div><div></div><div>N</div></div>	1071.13	1079.16	1095.87	1103.90
Right-Hand									
30”(762mm) Open Left/30”(762mm) Doors Right									
21”(533mm)	18”(457mm)	60”(1524mm)	1	GCLS-2160-VIN	<div><div></div><div></div><div>1</div><div></div></div>	\$1051.81	\$1059.84	\$1076.55	\$1084.58
			2, 3	GCLS-2160-VIN	<div><div></div><div></div><div></div><div></div></div>	1105.37	1113.40	1130.11	1138.14
			7, 8, 9	GCLS-2160-VIN	<div><div></div><div></div><div></div><div></div></div>	1116.09	1124.12	1140.83	1148.86
			N	GCLS-2160-VIN	<div><div></div><div></div><div></div><div>N</div></div>	1051.81	1059.84	1076.55	1084.58
24”(610mm) Open Left/36”(914mm) Doors Right									
21”(533mm)	18”(457mm)	60”(1524mm)	1	GCLS-2160-UJN	<div><div></div><div></div><div></div><div>1</div></div>	\$1061.47	\$1069.50	\$1086.21	\$1094.24
			2, 3	GCLS-2160-UJN	<div><div></div><div></div><div></div><div></div></div>	1115.03	1123.06	1139.77	1147.80
			7, 8, 9	GCLS-2160-UJN	<div><div></div><div></div><div></div><div></div></div>	1125.75	1133.78	1150.49	1158.52
			N	GCLS-2160-UJN	<div><div></div><div></div><div></div><div>N</div></div>	1061.47	1069.50	1086.21	1094.24
18”(457mm) Open Left/42”(1067mm) Doors Right									
21”(533mm)	18”(457mm)	60”(1524mm)	1	GCLS-2160-TLN	<div><div></div><div></div><div></div><div>1</div></div>	\$1071.13	\$1079.16	\$1095.87	\$1103.90
			2, 3	GCLS-2160-TLN	<div><div></div><div></div><div></div><div></div></div>	1124.69	1132.72	1149.43	1157.46
			7, 8, 9	GCLS-2160-TLN	<div><div></div><div></div><div></div><div></div></div>	1135.41	1143.44	1160.15	1168.18
			N	GCLS-2160-TLN	<div><div></div><div></div><div></div><div>N</div></div>	1071.13	1079.16	1095.87	1103.90
Non-Handed									
15”(381mm) Open Left/30”(762mm) Doors Center/15”(381mm) Open Right									
21”(533mm)	18”(457mm)	60”(1524mm)	1	GCLS-2160-RIR	<div><div></div><div></div><div></div><div>1</div></div>	\$1083.95	\$1091.98	\$1108.69	\$1116.72
			2, 3	GCLS-2160-RIR	<div><div></div><div></div><div></div><div></div></div>	1137.51	1145.54	1162.25	1170.28
			7, 8, 9	GCLS-2160-RIR	<div><div></div><div></div><div></div><div></div></div>	1148.23	1156.26	1172.97	1181.00
			N	GCLS-2160-RIR	<div><div></div><div></div><div></div><div>N</div></div>	1083.95	1091.98	1108.69	1116.72

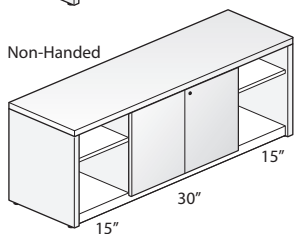
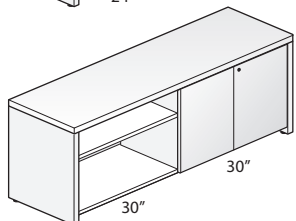
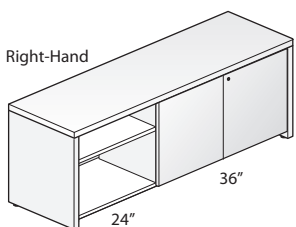
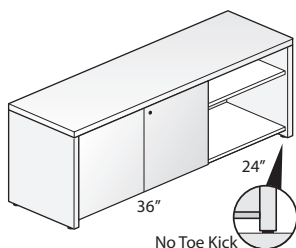
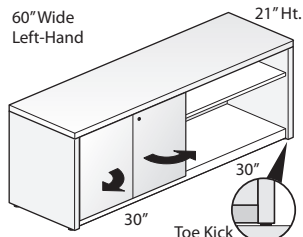
1.5H Credenzas with Hinged Doors

60" Wide — Laminate Case with Steel Front

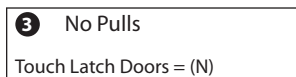
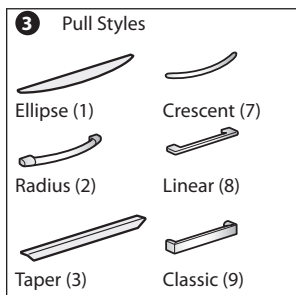
Height	Depth	Width	Pull	Number	①	②	③	④	Front - Steel Trim A		Front - Steel Trim B	
									Shelf & Back - Steel Trim A	Trim B	Shelf & Back - Steel Trim A	Trim B
Case — Laminate B												
Left-Hand												
30”(762mm) Doors Left/30”(762mm) Open Right												
21”(533mm)	18”(457mm)	60”(1524mm)	1	GCLS-2160-IVN	■	■	1	■	\$1119.27	\$1127.30	\$1144.01	\$1152.04
			2, 3	GCLS-2160-IVN	■	■	■	■	\$1172.83	\$1180.86	\$1197.57	\$1205.60
			7, 8, 9	GCLS-2160-IVN	■	■	■	■	\$1183.55	\$1191.58	\$1208.29	\$1216.32
			N	GCLS-2160-IVN	■	■	N	■	\$1119.27	\$1127.30	\$1144.01	\$1152.04
36”(914mm) Doors Left/24”(610mm) Open Right												
21”(533mm)	18”(457mm)	60”(1524mm)	1	GCLS-2160-JUN	■	■	1	■	\$1128.93	\$1136.96	\$1153.67	\$1161.70
			2, 3	GCLS-2160-JUN	■	■	■	■	\$1182.49	\$1190.52	\$1207.23	\$1215.26
			7, 8, 9	GCLS-2160-JUN	■	■	■	■	\$1193.21	\$1201.24	\$1217.95	\$1225.98
			N	GCLS-2160-JUN	■	■	N	■	\$1128.93	\$1136.96	\$1153.67	\$1161.70
42”(1067mm) Doors Left/18”(457mm) Open Right												
21”(533mm)	18”(457mm)	60”(1524mm)	1	GCLS-2160-LTN	■	■	1	■	\$1138.59	\$1146.62	\$1163.33	\$1171.36
			2, 3	GCLS-2160-LTN	■	■	■	■	\$1192.15	\$1200.18	\$1216.89	\$1224.92
			7, 8, 9	GCLS-2160-LTN	■	■	■	■	\$1202.87	\$1210.90	\$1227.61	\$1235.64
			N	GCLS-2160-LTN	■	■	N	■	\$1138.59	\$1146.62	\$1163.33	\$1171.36
Right-Hand												
30”(762mm) Open Left/30”(762mm) Doors Right												
21”(533mm)	18”(457mm)	60”(1524mm)	1	GCLS-2160-VIN	■	■	1	■	\$1119.27	\$1127.30	\$1144.01	\$1152.04
			2, 3	GCLS-2160-VIN	■	■	■	■	\$1172.83	\$1180.86	\$1197.57	\$1205.60
			7, 8, 9	GCLS-2160-VIN	■	■	■	■	\$1183.55	\$1191.58	\$1208.29	\$1216.32
			N	GCLS-2160-VIN	■	■	N	■	\$1119.27	\$1127.30	\$1144.01	\$1152.04
24”(610mm) Open Left/36”(914mm) Doors Right												
21”(533mm)	18”(457mm)	60”(1524mm)	1	GCLS-2160-UJN	■	■	1	■	\$1128.93	\$1136.96	\$1153.67	\$1161.70
			2, 3	GCLS-2160-UJN	■	■	■	■	\$1182.49	\$1190.52	\$1207.23	\$1215.26
			7, 8, 9	GCLS-2160-UJN	■	■	■	■	\$1193.21	\$1201.24	\$1217.95	\$1225.98
			N	GCLS-2160-UJN	■	■	N	■	\$1128.93	\$1136.96	\$1153.67	\$1161.70
18”(457mm) Open Left/42”(1067mm) Doors Right												
21”(533mm)	18”(457mm)	60”(1524mm)	1	GCLS-2160-TLN	■	■	1	■	\$1138.59	\$1146.62	\$1163.33	\$1171.36
			2, 3	GCLS-2160-TLN	■	■	■	■	\$1192.15	\$1200.18	\$1216.89	\$1224.92
			7, 8, 9	GCLS-2160-TLN	■	■	■	■	\$1202.87	\$1210.90	\$1227.61	\$1235.64
			N	GCLS-2160-TLN	■	■	N	■	\$1138.59	\$1146.62	\$1163.33	\$1171.36
Non-Handed												
15”(381mm) Open Left/30”(762mm) Doors Center/15”(381mm) Open Right												
21”(533mm)	18”(457mm)	60”(1524mm)	1	GCLS-2160-RIR	■	■	1	■	\$1151.41	\$1159.44	\$1176.15	\$1184.18
			2, 3	GCLS-2160-RIR	■	■	■	■	\$1204.97	\$1213.00	\$1229.71	\$1237.74
			7, 8, 9	GCLS-2160-RIR	■	■	■	■	\$1215.69	\$1223.72	\$1240.43	\$1248.46
			N	GCLS-2160-RIR	■	■	N	■	\$1151.41	\$1159.44	\$1176.15	\$1184.18

# 1.5H Credenzas with Hinged Doors

60" Wide — Laminate Case with Laminate Front

60" Wide  
Left-Hand

GCLL-2160



## Features

- Includes:
  - Laminate top, end panels, interior vertical divider(s), and doors.
  - Painted steel back panel, bottom panel, and one adjustable shelf for each open section.
- 1 3/16" (30mm) thick laminate top has 3mm edgeband on front and back, 1mm edgeband on the sides.
- Laminate doors, end panels, and interior vertical dividers have 1mm edgeband on all sides.
- Available with storage back panel or full back panel:
  - Storage back panel provides enclosure to the hinged door section only.
  - Full back panel provides enclosure along the entire back.
- Available with a standard side panel base, or base with toe kick panel:
  - Standard base; credenza end panels extend past the bottom panel to the floor, leaving 1 3/4" (30mm) open space below the bottom panel.
  - Base with toe kick; encloses the open space below the bottom panel (front only).
- Hinged doors feature full access hinges, allowing the doors to open 100°.
- Available with or without lock; single lock is chrome and locks both doors; lock is located in upper left corner of right-hand door.
- Optional door pulls include Ellipse, Radius, Taper, Crescent, Linear, Classic, and No Pull touch latch.
  - Ellipse pull available in non-metallic trim colors only.
  - Radius pull available in metallic trim colors only.
  - Taper pull color matches painted steel back, bottom, and shelf.
  - Crescent, Linear and Classic pulls are brushed nickel finish.
  - Pulls are oriented vertically on the doors.
  - No Pull touch latch option has a touch latch on the right-hand door; left-hand door opens when right-hand door is open.
- Each open section has three shelf mounting locations; hole locations are in 1 1/4" (32mm) increments, with the lowest location 10 1/4" (260mm) above bottom panel.
- Shelves are 3/4" (19mm) thick and 16 1/2" (419mm) deep.
- Interior height of open section is 17 1/2" (445mm).
- Glides provide 1" (25mm) adjustment range.
- Ships fully assembled.

## Specification Tips

- Credenza units are not field retrofitable.
- Designed to be used with Haworth's Integrated Palette; UniGroup Too, PREMISE, Reside Desking, and Intuity Bench.
- Credenza is freestanding and does not require a counterweight.
- Bookcase section with shelf is open at the back unless the credenza is specified with a full back panel.
- Accommodates binder height storage.
- Hinged door storage section does not accept separately specified shelves.
- If credenza is used in a nested application, verify clearance heights.

**Note:** The following products can be separately specified and field installed:

- Grommet
- File/Storage Cushion
- Adjustable Shelf

## To Order, Specify:

1) Product number, including:

### 1 Back Panel Type:

- C** Storage Back Panel
- F** Full Back Panel, add **\$41.78** list

### 2 Base Type:

- S** Standard Base
- T** Base with Toe Kick, add **\$23.67** list

### 3 Pull (see side bar):

### 4 Lock Option:

- N** No Lock
- Y** Lock, add **\$26.78** list

2) Laminate color for top and end panels.

3) Edge trim color for top and end panels.

4) Laminate color for doors.

5) Edge trim color for doors.

6) Trim color for back/bottom/shelf.

7) Trim color for pull (Ellipse and Radius only).

1.5H Credenzas with Hinged Doors

60" Wide — Laminate Case with Laminate Front

Height	Depth	Width	Pull	Number	①	②	③	④	Front - Laminate A		Front - Laminate B	
									Shelf & Back - Steel	Trim B	Shelf & Back - Steel	Trim B
Case — Laminate A												
Left-Hand												
30”(762mm) Doors Left/30”(762mm) Open Right												
21”(533mm)	18”(457mm)	60”(1524mm)	1	GCLL-2160-IVN	■	■	1	■	\$1164.01	\$1172.04	\$1236.91	\$1244.94
			2, 3	GCLL-2160-IVN	■	■	■	■	1217.57	1225.60	1290.47	1298.50
			7, 8, 9	GCLL-2160-IVN	■	■	■	■	1228.29	1236.32	1301.19	1309.22
			N	GCLL-2160-IVN	■	■	N	■	1164.01	1172.04	1236.91	1244.94
36”(914mm) Doors Left/24”(610mm) Open Right												
21”(533mm)	18”(457mm)	60”(1524mm)	1	GCLL-2160-JUN	■	■	1	■	\$1173.67	\$1181.70	\$1246.57	\$1254.60
			2, 3	GCLL-2160-JUN	■	■	■	■	1227.23	1235.26	1300.13	1308.16
			7, 8, 9	GCLL-2160-JUN	■	■	■	■	1237.95	1245.98	1310.85	1318.88
			N	GCLL-2160-JUN	■	■	N	■	1173.67	1181.70	1246.57	1254.60
42”(1067mm) Doors Left/18”(457mm) Open Right												
21”(533mm)	18”(457mm)	60”(1524mm)	1	GCLL-2160-LTN	■	■	1	■	\$1183.33	\$1191.36	\$1256.23	\$1264.26
			2, 3	GCLL-2160-LTN	■	■	■	■	1236.89	1244.92	1309.79	1317.82
			7, 8, 9	GCLL-2160-LTN	■	■	■	■	1247.61	1255.64	1320.51	1328.54
			N	GCLL-2160-LTN	■	■	N	■	1183.33	1191.36	1256.23	1264.26
Right-Hand												
30”(762mm) Open Left/30”(762mm) Doors Right												
21”(533mm)	18”(457mm)	60”(1524mm)	1	GCLL-2160-VIN	■	■	1	■	\$1164.01	\$1172.04	\$1236.91	\$1244.94
			2, 3	GCLL-2160-VIN	■	■	■	■	1217.57	1225.60	1290.47	1298.50
			7, 8, 9	GCLL-2160-VIN	■	■	■	■	1228.29	1236.32	1301.19	1309.22
			N	GCLL-2160-VIN	■	■	N	■	1164.01	1172.04	1236.91	1244.94
24”(610mm) Open Left/36”(914mm) Doors Right												
21”(533mm)	18”(457mm)	60”(1524mm)	1	GCLL-2160-UJN	■	■	1	■	\$1173.67	\$1181.70	\$1246.57	\$1254.60
			2, 3	GCLL-2160-UJN	■	■	■	■	1227.23	1235.26	1300.13	1308.16
			7, 8, 9	GCLL-2160-UJN	■	■	■	■	1237.95	1245.98	1310.85	1318.88
			N	GCLL-2160-UJN	■	■	N	■	1173.67	1181.70	1246.57	1254.60
18”(457mm) Open Left/42”(1067mm) Doors Right												
21”(533mm)	18”(457mm)	60”(1524mm)	1	GCLL-2160-TLN	■	■	1	■	\$1183.33	\$1191.36	\$1256.23	\$1264.26
			2, 3	GCLL-2160-TLN	■	■	■	■	1236.89	1244.92	1309.79	1317.82
			7, 8, 9	GCLL-2160-TLN	■	■	■	■	1247.61	1255.64	1320.51	1328.54
			N	GCLL-2160-TLN	■	■	N	■	1183.33	1191.36	1256.23	1264.26
Non-Handed												
15”(381mm) Open Left/30”(762mm) Doors Center/15”(381mm) Open Right												
21”(533mm)	18”(457mm)	60”(1524mm)	1	GCLL-2160-RIR	■	■	1	■	\$1196.15	\$1204.18	\$1269.05	\$1277.08
			2, 3	GCLL-2160-RIR	■	■	■	■	1249.71	1257.74	1322.61	1330.64
			7, 8, 9	GCLL-2160-RIR	■	■	■	■	1260.43	1268.46	1333.33	1341.36
			N	GCLL-2160-RIR	■	■	N	■	1196.15	1204.18	1269.05	1277.08

# 1.5H Credenzas with Hinged Doors

60" Wide — Laminate Case with Laminate Front

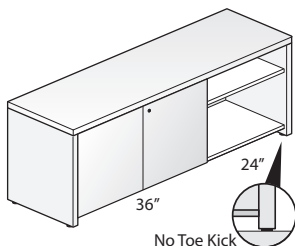
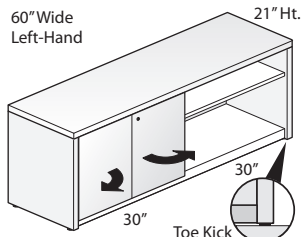
Height	Depth	Width	Pull	Number	①②③④	Front - Laminate A		Front - Laminate B	
						Shelf & Back - Steel Trim A	Trim B	Shelf & Back - Steel Trim A	Trim B
Case — Laminate B									
Left-Hand									
30”(762mm) Doors Left/30”(762mm) Open Right									
21”(533mm)	18”(457mm)	60”(1524mm)	1	GCLL-2160-IVN	■ ■ 1 ■	\$1231.47	\$1239.50	\$1304.37	\$1312.40
			2, 3	GCLL-2160-IVN	■ ■ ■ ■	1285.03	1293.06	1357.93	1365.96
			7, 8, 9	GCLL-2160-IVN	■ ■ ■ ■	1295.75	1303.78	1368.65	1376.68
			N	GCLL-2160-IVN	■ ■ N ■	1231.47	1239.50	1304.37	1312.40
36”(914mm) Doors Left/24”(610mm) Open Right									
21”(533mm)	18”(457mm)	60”(1524mm)	1	GCLL-2160-JUN	■ ■ 1 ■	\$1241.13	\$1249.16	\$1314.03	\$1322.06
			2, 3	GCLL-2160-JUN	■ ■ ■ ■	1294.69	1302.72	1367.59	1375.62
			7, 8, 9	GCLL-2160-JUN	■ ■ ■ ■	1305.41	1313.44	1378.31	1386.34
			N	GCLL-2160-JUN	■ ■ N ■	1241.13	1249.16	1314.03	1322.06
42”(1067mm) Doors Left/18”(457mm) Open Right									
21”(533mm)	18”(457mm)	60”(1524mm)	1	GCLL-2160-LTN	■ ■ 1 ■	\$1250.79	\$1258.82	\$1323.69	\$1331.72
			2, 3	GCLL-2160-LTN	■ ■ ■ ■	1304.35	1312.38	1377.25	1385.28
			7, 8, 9	GCLL-2160-LTN	■ ■ ■ ■	1315.07	1323.10	1387.97	1396.00
			N	GCLL-2160-LTN	■ ■ N ■	1250.79	1258.82	1323.69	1331.72
Right-Hand									
30”(762mm) Open Left/30”(762mm) Doors Right									
21”(533mm)	18”(457mm)	60”(1524mm)	1	GCLL-2160-VIN	■ ■ 1 ■	\$1231.47	\$1239.50	\$1304.37	\$1312.40
			2, 3	GCLL-2160-VIN	■ ■ ■ ■	1285.03	1293.06	1357.93	1365.96
			7, 8, 9	GCLL-2160-VIN	■ ■ ■ ■	1295.75	1303.78	1368.65	1376.68
			N	GCLL-2160-VIN	■ ■ N ■	1231.47	1239.50	1304.37	1312.40
24”(610mm) Open Left/36”(914mm) Doors Right									
21”(533mm)	18”(457mm)	60”(1524mm)	1	GCLL-2160-UJN	■ ■ 1 ■	\$1241.13	\$1249.16	\$1314.03	\$1322.06
			2, 3	GCLL-2160-UJN	■ ■ ■ ■	1294.69	1302.72	1367.59	1375.62
			7, 8, 9	GCLL-2160-UJN	■ ■ ■ ■	1305.41	1313.44	1378.31	1386.34
			N	GCLL-2160-UJN	■ ■ N ■	1241.13	1249.16	1314.03	1322.06
18”(457mm) Open Left/42”(1067mm) Doors Right									
21”(533mm)	18”(457mm)	60”(1524mm)	1	GCLL-2160-TLN	■ ■ 1 ■	\$1250.79	\$1258.82	\$1323.69	\$1331.72
			2, 3	GCLL-2160-TLN	■ ■ ■ ■	1304.35	1312.38	1377.25	1385.28
			7, 8, 9	GCLL-2160-TLN	■ ■ ■ ■	1315.07	1323.10	1387.97	1396.00
			N	GCLL-2160-TLN	■ ■ N ■	1250.79	1258.82	1323.69	1331.72
Non-Handed									
15”(381mm) Open Left/30”(762mm) Doors Center/15”(381mm) Open Right									
21”(533mm)	18”(457mm)	60”(1524mm)	1	GCLL-2160-RIR	■ ■ 1 ■	\$1263.61	\$1271.64	\$1336.51	\$1344.54
			2, 3	GCLL-2160-RIR	■ ■ ■ ■	1317.17	1325.20	1390.07	1398.10
			7, 8, 9	GCLL-2160-RIR	■ ■ ■ ■	1327.89	1335.92	1400.79	1408.82
			N	GCLL-2160-RIR	■ ■ N ■	1263.61	1271.64	1336.51	1344.54

This page intentionally blank

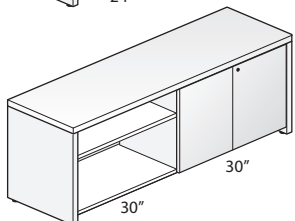
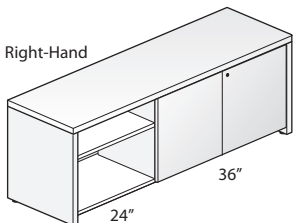


# 1.5H Credenzas with Hinged Doors

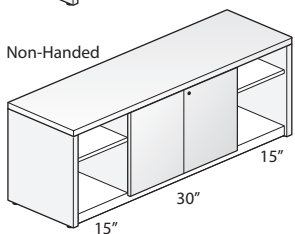
60" Wide — Wood Case with Steel Front

60" Wide  
Left-Hand

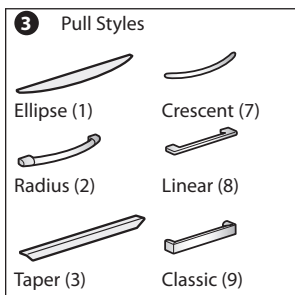
Right-Hand



Non-Handed



GCWS-2160



### 3 No Pulls

Touch Latch Doors = (N)

## Features

- Includes:
  - Wood top, end panels, and interior vertical divider(s).
  - Painted steel doors, back panel, bottom panel, and one adjustable shelf for each open section.
- 1 3/16" (30mm) thick wood veneer top has 3mm edgeband on front and back, 1mm edgeband on the sides.
- Wood end panels and interior vertical dividers have 1mm edgeband on all sides.
- Available with storage back panel or full back panel:
  - Storage back panel provides enclosure to the hinged door section only.
  - Full back panel provides enclosure along the entire back.
- Available with a standard side panel base, or base with toe kick panel:
  - Standard base; credenza end panels extend past the bottom panel to the floor, leaving 1 3/4" (30mm) open space below the bottom panel.
  - Base with toe kick; encloses the open space below the bottom panel (front only).
- Hinged doors feature full access hinges, allowing the doors to open 100°.
- Available with or without lock; single lock is chrome and locks both doors; lock is located in upper left corner of right-hand door.
- Optional door pulls include Ellipse, Radius, Taper, Crescent, Linear, Classic, and No Pull touch latch.
  - Ellipse pull available in non-metallic trim colors only.
  - Radius pull available in metallic trim colors only.
  - Taper pull color matches painted steel back, bottom, and shelf.
  - Crescent, Linear and Classic pulls are brushed nickel finish.
  - Pulls are oriented vertically on the doors.
  - No Pull touch latch option has a touch latch on the right-hand door; left-hand door opens when right-hand door is open.
- Each open section has three shelf mounting locations; hole locations are in 1 1/4" (32mm) increments, with the lowest location 10 1/4" (260mm) above bottom panel.
- Shelves are 3/4" (19mm) thick and 16 1/2" (419mm) deep.
- Interior height of open section is 17 1/2" (445mm).
- Glides provide 1" (25mm) adjustment range.
- Ships fully assembled.

## Specification Tips

- Credenza units are not field retrofitable.
- Designed to be used with Haworth's Integrated Palette; UniGroup Too, PREMISE, Reside Desking, and Intuity Bench.
- Credenza is freestanding and does not require a counterweight.
- Bookcase section with shelf is open at the back unless the credenza is specified with a full back panel.
- Accommodates binder height storage.
- Hinged door storage section does not accept separately specified shelves.
- If credenza is used in a nested application, verify clearance heights.

**Note:** The following products can be separately specified and field installed:

- Grommet
- File/Storage Cushion
- Adjustable Shelf

## To Order, Specify:

1) Product number, including:

### 1 Back Panel Type:

- C** Storage Back Panel
- F** Full Back Panel, add **\$41.78** list

### 2 Base Type:

- S** Standard Base
- T** Base with Toe Kick, add **\$23.67** list

### 3 Pull (see side bar):

### 4 Lock Option:

- N** No Lock
- Y** Lock, add **\$26.78** list

2) Wood finish color for top and end panels.

3) Trim color for doors.

4) Trim color for back/bottom/shelf.

5) Trim color for pull (Ellipse and Radius only).

1.5H Credenzas with Hinged Doors

60” Wide — Wood Case with Steel Front

Height	Depth	Width	Pull	Number	1	2	3	4	Front - Steel Trim A		Front - Steel Trim B		
									Shelf & Back - Steel Trim A	Trim B	Shelf & Back - Steel Trim A	Trim B	
Case — Wood Group A													
Left-Hand													
30”(762mm) Doors Left/30”(762mm) Open Right													
21”(533mm)	18”(457mm)	60”(1524mm)	1	GCWS-2160-IVN	<div><div></div><div></div><div></div><div></div></div>	1			\$1818.98	\$1827.01	\$1843.72	\$1851.75	
			2, 3	GCWS-2160-IVN	<div><div></div><div></div><div></div><div></div></div>					1872.54	1880.57	1897.28	1905.31
			7, 8, 9	GCWS-2160-IVN	<div><div></div><div></div><div></div><div></div></div>					1883.26	1891.29	1908.00	1916.03
			N	GCWS-2160-IVN	<div><div></div><div></div><div></div><div></div></div>	N				1818.98	1827.01	1843.72	1851.75
36”(914mm) Doors Left/24”(610mm) Open Right													
21”(533mm)	18”(457mm)	60”(1524mm)	1	GCWS-2160-JUN	<div><div></div><div></div><div></div><div></div></div>	1			\$1828.64	\$1836.67	\$1853.38	\$1861.41	
			2, 3	GCWS-2160-JUN	<div><div></div><div></div><div></div><div></div></div>					1882.20	1890.23	1906.94	1914.97
			7, 8, 9	GCWS-2160-JUN	<div><div></div><div></div><div></div><div></div></div>					1892.92	1900.95	1917.66	1925.69
			N	GCWS-2160-JUN	<div><div></div><div></div><div></div><div></div></div>	N				1828.64	1836.67	1853.38	1861.41
42”(1067mm) Doors Left/18”(457mm) Open Right													
21”(533mm)	18”(457mm)	60”(1524mm)	1	GCWS-2160-LTN	<div><div></div><div></div><div></div><div></div></div>	1			\$1838.30	\$1846.33	\$1863.04	\$1871.07	
			2, 3	GCWS-2160-LTN	<div><div></div><div></div><div></div><div></div></div>					1891.86	1899.89	1916.60	1924.63
			7, 8, 9	GCWS-2160-LTN	<div><div></div><div></div><div></div><div></div></div>					1902.58	1910.61	1927.32	1935.35
			N	GCWS-2160-LTN	<div><div></div><div></div><div></div><div></div></div>	N				1838.30	1846.33	1863.04	1871.07
Right-Hand													
30”(762mm) Open Left/30”(762mm) Doors Right													
21”(533mm)	18”(457mm)	60”(1524mm)	1	GCWS-2160-VIN	<div><div></div><div></div><div></div><div></div></div>	1			\$1818.98	\$1827.01	\$1843.72	\$1851.75	
			2, 3	GCWS-2160-VIN	<div><div></div><div></div><div></div><div></div></div>					1872.54	1880.57	1897.28	1905.31
			7, 8, 9	GCWS-2160-VIN	<div><div></div><div></div><div></div><div></div></div>					1883.26	1891.29	1908.00	1916.03
			N	GCWS-2160-VIN	<div><div></div><div></div><div></div><div></div></div>	N				1818.98	1827.01	1843.72	1851.75
24”(610mm) Open Left/36”(914mm) Doors Right													
21”(533mm)	18”(457mm)	60”(1524mm)	1	GCWS-2160-UJN	<div><div></div><div></div><div></div><div></div></div>	1			\$1828.64	\$1836.67	\$1853.38	\$1861.41	
			2, 3	GCWS-2160-UJN	<div><div></div><div></div><div></div><div></div></div>					1882.20	1890.23	1906.94	1914.97
			7, 8, 9	GCWS-2160-UJN	<div><div></div><div></div><div></div><div></div></div>					1892.92	1900.95	1917.66	1925.69
			N	GCWS-2160-UJN	<div><div></div><div></div><div></div><div></div></div>	N				1828.64	1836.67	1853.38	1861.41
18”(457mm) Open Left/42”(1067mm) Doors Right													
21”(533mm)	18”(457mm)	60”(1524mm)	1	GCWS-2160-TLN	<div><div></div><div></div><div></div><div></div></div>	1			\$1838.30	\$1846.33	\$1863.04	\$1871.07	
			2, 3	GCWS-2160-TLN	<div><div></div><div></div><div></div><div></div></div>					1891.86	1899.89	1916.60	1924.63
			7, 8, 9	GCWS-2160-TLN	<div><div></div><div></div><div></div><div></div></div>					1902.58	1910.61	1927.32	1935.35
			N	GCWS-2160-TLN	<div><div></div><div></div><div></div><div></div></div>	N				1838.30	1846.33	1863.04	1871.07
Non-Handed													
15”(381mm) Open Left/30”(762mm) Doors Center/15”(381mm) Open Right													
21”(533mm)	18”(457mm)	60”(1524mm)	1	GCWS-2160-RIR	<div><div></div><div></div><div></div><div></div></div>	1			\$1851.12	\$1859.15	\$1875.86	\$1883.89	
			2, 3	GCWS-2160-RIR	<div><div></div><div></div><div></div><div></div></div>					1904.68	1912.71	1929.42	1937.45
			7, 8, 9	GCWS-2160-RIR	<div><div></div><div></div><div></div><div></div></div>					1915.40	1923.43	1940.14	1948.17
			N	GCWS-2160-RIR	<div><div></div><div></div><div></div><div></div></div>	N				1851.12	1859.15	1875.86	1883.89

# 1.5H Credenzas with Hinged Doors

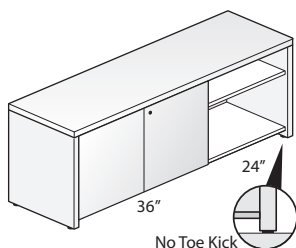
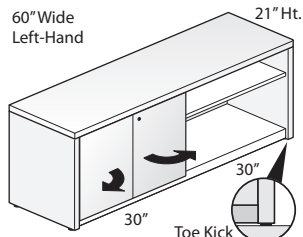
60" Wide — Wood Case with Steel Front

Height	Depth	Width	Pull	Number	①②③④	Front - Steel Trim A		Front - Steel Trim B	
						Shelf & Back - Steel Trim A	Shelf & Back - Steel Trim B	Shelf & Back - Steel Trim A	Shelf & Back - Steel Trim B
Case — Wood Group B									
Left-Hand									
30”(762mm) Doors Left/30”(762mm) Open Right									
21”(533mm)	18”(457mm)	60”(1524mm)	1	GCWS-2160-IVN	■ ■ 1 ■	\$1965.24	\$1973.27	\$1989.98	\$1998.01
			2, 3	GCWS-2160-IVN	■ ■ ■ ■	2018.80	2026.83	2043.54	2051.57
			7, 8, 9	GCWS-2160-IVN	■ ■ ■ ■	2029.52	2037.55	2054.26	2062.29
			N	GCWS-2160-IVN	■ ■ N ■	1965.24	1973.27	1989.98	1998.01
36”(914mm) Doors Left/24”(610mm) Open Right									
21”(533mm)	18”(457mm)	60”(1524mm)	1	GCWS-2160-JUN	■ ■ 1 ■	\$1974.90	\$1982.93	\$1999.64	\$2007.67
			2, 3	GCWS-2160-JUN	■ ■ ■ ■	2028.46	2036.49	2053.20	2061.23
			7, 8, 9	GCWS-2160-JUN	■ ■ ■ ■	2039.18	2047.21	2063.92	2071.95
			N	GCWS-2160-JUN	■ ■ N ■	1974.90	1982.93	1999.64	2007.67
42”(1067mm) Doors Left/18”(457mm) Open Right									
21”(533mm)	18”(457mm)	60”(1524mm)	1	GCWS-2160-LTN	■ ■ 1 ■	\$1984.56	\$1992.59	\$2009.30	\$2017.33
			2, 3	GCWS-2160-LTN	■ ■ ■ ■	2038.12	2046.15	2062.86	2070.89
			7, 8, 9	GCWS-2160-LTN	■ ■ ■ ■	2048.84	2056.87	2073.58	2081.61
			N	GCWS-2160-LTN	■ ■ N ■	1984.56	1992.59	2009.30	2017.33
Right-Hand									
30”(762mm) Open Left/30”(762mm) Doors Right									
21”(533mm)	18”(457mm)	60”(1524mm)	1	GCWS-2160-VIN	■ ■ 1 ■	\$1965.24	\$1973.27	\$1989.98	\$1998.01
			2, 3	GCWS-2160-VIN	■ ■ ■ ■	2018.80	2026.83	2043.54	2051.57
			7, 8, 9	GCWS-2160-VIN	■ ■ ■ ■	2029.52	2037.55	2054.26	2062.29
			N	GCWS-2160-VIN	■ ■ N ■	1965.24	1973.27	1989.98	1998.01
24”(610mm) Open Left/36”(914mm) Doors Right									
21”(533mm)	18”(457mm)	60”(1524mm)	1	GCWS-2160-UJN	■ ■ 1 ■	\$1974.90	\$1982.93	\$1999.64	\$2007.67
			2, 3	GCWS-2160-UJN	■ ■ ■ ■	2028.46	2036.49	2053.20	2061.23
			7, 8, 9	GCWS-2160-UJN	■ ■ ■ ■	2039.18	2047.21	2063.92	2071.95
			N	GCWS-2160-UJN	■ ■ N ■	1974.90	1982.93	1999.64	2007.67
18”(457mm) Open Left/42”(1067mm) Doors Right									
21”(533mm)	18”(457mm)	60”(1524mm)	1	GCWS-2160-TLN	■ ■ 1 ■	\$1984.56	\$1992.59	\$2009.30	\$2017.33
			2, 3	GCWS-2160-TLN	■ ■ ■ ■	2038.12	2046.15	2062.86	2070.89
			7, 8, 9	GCWS-2160-TLN	■ ■ ■ ■	2048.84	2056.87	2073.58	2081.61
			N	GCWS-2160-TLN	■ ■ N ■	1984.56	1992.59	2009.30	2017.33
Non-Handed									
15”(381mm) Open Left/30”(762mm) Doors Center/15”(381mm) Open Right									
21”(533mm)	18”(457mm)	60”(1524mm)	1	GCWS-2160-RIR	■ ■ 1 ■	\$1997.38	\$2005.41	\$2022.12	\$2030.15
			2, 3	GCWS-2160-RIR	■ ■ ■ ■	2050.94	2058.97	2075.68	2083.71
			7, 8, 9	GCWS-2160-RIR	■ ■ ■ ■	2061.66	2069.69	2086.40	2094.43
			N	GCWS-2160-RIR	■ ■ N ■	1997.38	2005.41	2022.12	2030.15

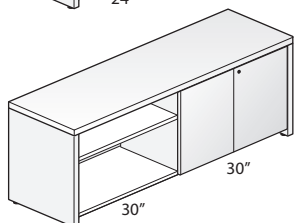
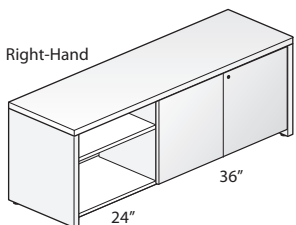
This page intentionally blank

# 1.5H Credenzas with Hinged Doors

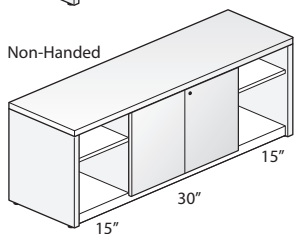
60" Wide — Wood Case with Wood Front

60" Wide  
Left-Hand

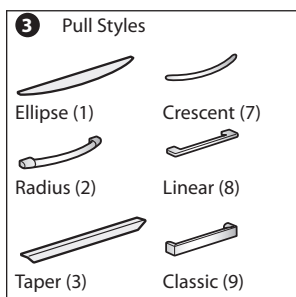
Right-Hand



Non-Handed



GCWW-2160



### 3 No Pulls

Touch Latch Doors = (N)

## Features

- Includes:
  - Wood top, end panels, interior vertical divider(s), and doors.
  - Painted steel back panel, bottom panel, and one adjustable shelf for each open section.
- 1 3/16" (30mm) thick wood veneer top has 3mm edgeband on front and back, 1mm edgeband on the sides.
- Wood doors, end panels, and interior vertical dividers have 1mm edgeband on all sides.
- Available with storage back panel or full back panel:
  - Storage back panel provides enclosure to the hinged door section only.
  - Full back panel provides enclosure along the entire back.
- Available with a standard side panel base, or base with toe kick panel:
  - Standard base; credenza end panels extend past the bottom panel to the floor, leaving 1 3/4" (30mm) open space below the bottom panel.
  - Base with toe kick; encloses the open space below the bottom panel (front only).
- Hinged doors feature full access hinges, allowing the doors to open 100°.
- Available with or without lock; single lock is chrome and locks both doors; lock is located in upper left corner of right-hand door.
- Optional door pulls include Ellipse, Radius, Taper, Crescent, Linear, Classic, and No Pull touch latch.
  - Ellipse pull available in non-metallic trim colors only.
  - Radius pull available in metallic trim colors only.
  - Taper pull color matches painted steel back, bottom, and shelf.
  - Crescent, Linear and Classic pulls are brushed nickel finish.
  - Pulls are oriented vertically on the doors.
  - No Pull touch latch option has a touch latch on the right-hand door; left-hand door opens when right-hand door is open.
- Each open section has three shelf mounting locations; hole locations are in 1 1/4" (32mm) increments, with the lowest location 10 1/4" (260mm) above bottom panel.
- Shelves are 3/4" (19mm) thick and 16 1/2" (419mm) deep.
- Interior height of open section is 17 1/2" (445mm).
- Glides provide 1" (25mm) adjustment range.
- Ships fully assembled.

## Specification Tips

- Credenza units are not field retrofitable.
- Designed to be used with Haworth's Integrated Palette; UniGroup Too, PREMISE, Reside Desking, and Intuity Bench.
- Credenza is freestanding and does not require a counterweight.
- Bookcase section with shelf is open at the back unless the credenza is specified with a full back panel.
- Accommodates binder height storage.
- Hinged door storage section does not accept separately specified shelves.
- If credenza is used in a nested application, verify clearance heights.

**Note:** The following products can be separately specified and field installed:

- Grommet
- File/Storage Cushion
- Adjustable Shelf

## To Order, Specify:

1) Product number, including:

### 1 Back Panel Type:

- C** Storage Back Panel
- F** Full Back Panel, add **\$41.78** list

### 2 Base Type:

- S** Standard Base
- T** Base with Toe Kick, add **\$23.67** list

### 3 Pull (see side bar):

### 4 Lock Option:

- N** No Lock
- Y** Lock, add **\$26.78** list

2) Wood finish color for top and end panels.

3) Wood finish color for doors.

4) Trim color for back/bottom/shelf.

5) Trim color for pull (Ellipse and Radius only).

1.5H Credenzas with Hinged Doors

60” Wide — Wood Case with Wood Front

Height	Depth	Width	Pull	Number	1	2	3	4	Front - Wood Group A		Front - Wood Group B	
									Shelf & Back - Steel	Trim A	Trim B	Shelf & Back - Steel
Case — Wood Group A												
Left-Hand												
30”(762mm) Doors Left/30”(762mm) Open Right												
21”(533mm)	18”(457mm)	60”(1524mm)	1	GCWW-2160-IVN				1	\$2089.25	\$2097.28	\$2137.52	\$2145.55
			2, 3	GCWW-2160-IVN					2142.81	2150.84	2191.08	2199.11
			7, 8, 9	GCWW-2160-IVN					2153.53	2161.56	2201.80	2209.83
			N	GCWW-2160-IVN				N	2089.25	2097.28	2137.52	2145.55
36”(914mm) Doors Left/24”(610mm) Open Right												
21”(533mm)	18”(457mm)	60”(1524mm)	1	GCWW-2160-JUN				1	\$2098.91	\$2106.94	\$2147.18	\$2155.21
			2, 3	GCWW-2160-JUN					2152.47	2160.50	2200.74	2208.77
			7, 8, 9	GCWW-2160-JUN					2163.19	2171.22	2211.46	2219.49
			N	GCWW-2160-JUN				N	2098.91	2106.94	2147.18	2155.21
42”(1067mm) Doors Left/18”(457mm) Open Right												
21”(533mm)	18”(457mm)	60”(1524mm)	1	GCWW-2160-LTN				1	\$2108.57	\$2116.60	\$2156.84	\$2164.87
			2, 3	GCWW-2160-LTN					2162.13	2170.16	2210.40	2218.43
			7, 8, 9	GCWW-2160-LTN					2172.85	2180.88	2221.12	2229.15
			N	GCWW-2160-LTN				N	2108.57	2116.60	2156.84	2164.87
Right-Hand												
30”(762mm) Open Left/30”(762mm) Doors Right												
21”(533mm)	18”(457mm)	60”(1524mm)	1	GCWW-2160-VIN				1	\$2089.25	\$2097.28	\$2137.52	\$2145.55
			2, 3	GCWW-2160-VIN					2142.81	2150.84	2191.08	2199.11
			7, 8, 9	GCWW-2160-VIN					2153.53	2161.56	2201.80	2209.83
			N	GCWW-2160-VIN				N	2089.25	2097.28	2137.52	2145.55
24”(610mm) Open Left/36”(914mm) Doors Right												
21”(533mm)	18”(457mm)	60”(1524mm)	1	GCWW-2160-UJN				1	\$2098.91	\$2106.94	\$2147.18	\$2155.21
			2, 3	GCWW-2160-UJN					2152.47	2160.50	2200.74	2208.77
			7, 8, 9	GCWW-2160-UJN					2163.19	2171.22	2211.46	2219.49
			N	GCWW-2160-UJN				N	2098.91	2106.94	2147.18	2155.21
18”(457mm) Open Left/42”(1067mm) Doors Right												
21”(533mm)	18”(457mm)	60”(1524mm)	1	GCWW-2160-TLN				1	\$2108.57	\$2116.60	\$2156.84	\$2164.87
			2, 3	GCWW-2160-TLN					2162.13	2170.16	2210.40	2218.43
			7, 8, 9	GCWW-2160-TLN					2172.85	2180.88	2221.12	2229.15
			N	GCWW-2160-TLN				N	2108.57	2116.60	2156.84	2164.87
Non-Handed												
15”(381mm) Open Left/30”(762mm) Doors Center/15”(381mm) Open Right												
21”(533mm)	18”(457mm)	60”(1524mm)	1	GCWW-2160-RIR				1	\$2121.39	\$2129.42	\$2169.66	\$2177.69
			2, 3	GCWW-2160-RIR					2174.95	2182.98	2223.22	2231.25
			7, 8, 9	GCWW-2160-RIR					2185.67	2193.70	2233.94	2241.97
			N	GCWW-2160-RIR				N	2121.39	2129.42	2169.66	2177.69

# 1.5H Credenzas with Hinged Doors

60" Wide — Wood Case with Wood Front

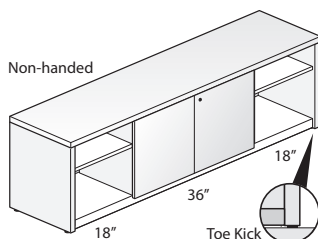
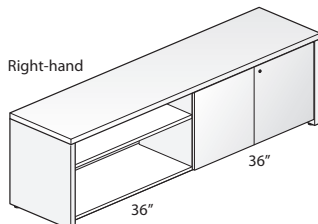
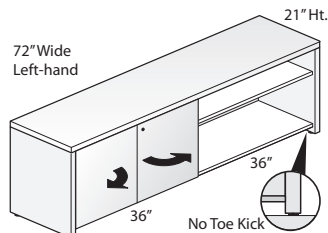
Height	Depth	Width	Pull	Number	①②③④	Front - Wood Group A		Front - Wood Group B	
						Shelf & Back - Steel Trim A	Steel Trim B	Shelf & Back - Steel Trim A	Steel Trim B
Case — Wood Group B									
Left-Hand									
30”(762mm) Doors Left/30”(762mm) Open Right									
21”(533mm)	18”(457mm)	60”(1524mm)	1	GCWW-2160-IVN	1	\$2235.51	\$2243.54	\$2283.78	\$2291.81
			2, 3	GCWW-2160-IVN		\$2289.07	\$2297.10	\$2337.34	\$2345.37
			7, 8, 9	GCWW-2160-IVN		\$2299.79	\$2307.82	\$2348.06	\$2356.09
			N	GCWW-2160-IVN	N	\$2235.51	\$2243.54	\$2283.78	\$2291.81
36”(914mm) Doors Left/24”(610mm) Open Right									
21”(533mm)	18”(457mm)	60”(1524mm)	1	GCWW-2160-JUN	1	\$2245.17	\$2253.20	\$2293.44	\$2301.47
			2, 3	GCWW-2160-JUN		\$2298.73	\$2306.76	\$2347.00	\$2355.03
			7, 8, 9	GCWW-2160-JUN		\$2309.45	\$2317.48	\$2357.72	\$2365.75
			N	GCWW-2160-JUN	N	\$2245.17	\$2253.20	\$2293.44	\$2301.47
42”(1067mm) Doors Left/18”(457mm) Open Right									
21”(533mm)	18”(457mm)	60”(1524mm)	1	GCWW-2160-LTN	1	\$2254.83	\$2262.86	\$2303.10	\$2311.13
			2, 3	GCWW-2160-LTN		\$2308.39	\$2316.42	\$2356.66	\$2364.69
			7, 8, 9	GCWW-2160-LTN		\$2319.11	\$2327.14	\$2367.38	\$2375.41
			N	GCWW-2160-LTN	N	\$2254.83	\$2262.86	\$2303.10	\$2311.13
Right-Hand									
30”(762mm) Open Left/30”(762mm) Doors Right									
21”(533mm)	18”(457mm)	60”(1524mm)	1	GCWW-2160-VIN	1	\$2235.51	\$2243.54	\$2283.78	\$2291.81
			2, 3	GCWW-2160-VIN		\$2289.07	\$2297.10	\$2337.34	\$2345.37
			7, 8, 9	GCWW-2160-VIN		\$2299.79	\$2307.82	\$2348.06	\$2356.09
			N	GCWW-2160-VIN	N	\$2235.51	\$2243.54	\$2283.78	\$2291.81
24”(610mm) Open Left/36”(914mm) Doors Right									
21”(533mm)	18”(457mm)	60”(1524mm)	1	GCWW-2160-UJN	1	\$2245.17	\$2253.20	\$2293.44	\$2301.47
			2, 3	GCWW-2160-UJN		\$2298.73	\$2306.76	\$2347.00	\$2355.03
			7, 8, 9	GCWW-2160-UJN		\$2309.45	\$2317.48	\$2357.72	\$2365.75
			N	GCWW-2160-UJN	N	\$2245.17	\$2253.20	\$2293.44	\$2301.47
18”(457mm) Open Left/42”(1067mm) Doors Right									
21”(533mm)	18”(457mm)	60”(1524mm)	1	GCWW-2160-TLN	1	\$2254.83	\$2262.86	\$2303.10	\$2311.13
			2, 3	GCWW-2160-TLN		\$2308.39	\$2316.42	\$2356.66	\$2364.69
			7, 8, 9	GCWW-2160-TLN		\$2319.11	\$2327.14	\$2367.38	\$2375.41
			N	GCWW-2160-TLN	N	\$2254.83	\$2262.86	\$2303.10	\$2311.13
Non-Handed									
15”(381mm) Open Left/30”(762mm) Doors Center/15”(381mm) Open Right									
21”(533mm)	18”(457mm)	60”(1524mm)	1	GCWW-2160-RIR	1	\$2267.65	\$2275.68	\$2315.92	\$2323.95
			2, 3	GCWW-2160-RIR		\$2321.21	\$2329.24	\$2369.48	\$2377.51
			7, 8, 9	GCWW-2160-RIR		\$2331.93	\$2339.96	\$2380.20	\$2388.23
			N	GCWW-2160-RIR	N	\$2267.65	\$2275.68	\$2315.92	\$2323.95



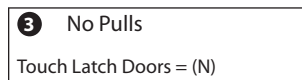
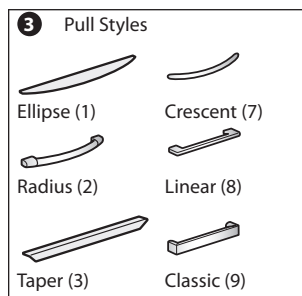
This page intentionally blank

# 1.5H Credenzas with Hinged Doors

72" Wide — Laminate Case with Steel Front



GCLS-2172



## Features

- Includes:
  - Laminate top, end panels, and interior vertical divider(s).
  - Painted steel doors, back panel, bottom panel, and one adjustable shelf for each open section.
- 1 3/16" (30mm) thick laminate top has 3mm edgeband on front and back, 1mm edgeband on the sides.
- Laminate end panels and interior vertical dividers have 1mm edgeband on all sides.
- Available with storage back panel or full back panel:
  - Storage back panel provides enclosure to the hinged door section only.
  - Full back panel provides enclosure along the entire back.
- Available with a standard side panel base, or base with toe kick panel:
  - Standard base; credenza end panels extend past the bottom panel to the floor, leaving 1 3/4" (30mm) open space below the bottom panel.
  - Base with toe kick; encloses the open space below the bottom panel (front only).
- Hinged doors feature full access hinges, allowing the doors to open 100°.
- Available with or without lock; single lock is chrome and locks both doors; lock is located in upper left corner of right-hand door.
- Optional door pulls include Ellipse, Radius, Taper, Crescent, Linear, Classic, and No Pull touch latch.
  - Ellipse pull available in non-metallic trim colors only.
  - Radius pull available in metallic trim colors only.
  - Taper pull color matches painted steel back, bottom, and shelf.
  - Crescent, Linear and Classic pulls are brushed nickel finish.
  - Pulls are oriented vertically on the doors.
  - No Pull touch latch option has a touch latch on the right-hand door; left-hand door opens when right-hand door is open.
- Each open section has three shelf mounting locations; hole locations are in 1 1/4" (32mm) increments, with the lowest location 10 1/4" (260mm) above bottom panel.
- Shelves are 3/4" (19mm) thick and 16 1/2" (419mm) deep.
- Interior height of open section is 17 1/2" (445mm).
- Glides provide 1" (25mm) adjustment range.
- Ships fully assembled.

## Specification Tips

- Credenza units are not field retrofitable.
- Designed to be used with Haworth's Integrated Palette; UniGroup Too, PREMISE, Reside Desking, and Intuity Bench.
- Credenza is freestanding and does not require a counterweight.
- Bookcase section with shelf is open at the back unless the credenza is specified with a full back panel.
- Accommodates binder height storage.
- Hinged door storage section does not accept separately specified shelves.
- If credenza is used in a nested application, verify clearance heights.

**Note:** The following products can be separately specified and field installed:

- Grommet
- File/Storage Cushion
- Adjustable Shelf

## To Order, Specify:

1) Product number, including:

### 1 Back Panel Type:

- C** Storage Back Panel
- F** Full Back Panel, add **\$54.63** list

### 2 Base Type:

- S** Standard Base
- T** Base with Toe Kick, add **\$30.15** list

### 3 Pull (see side bar):

### 4 Lock Option:

- N** No Lock
- Y** Lock, add **\$26.78** list

2) Laminate color for top and end panels.

3) Edge trim color for top and end panels.

4) Trim color for doors.

5) Trim color for back/bottom/shelf.

6) Trim color for pull (Ellipse and Radius only).

1.5H Credenzas with Hinged Doors

72" Wide — Laminate Case with Steel Front

Height	Depth	Width	Pull	Number	①②③④				Front - Steel Trim A Shelf & Back - Steel Trim A		Front - Steel Trim B Shelf & Back - Steel Trim B	
									Trim A	Trim B	Trim A	Trim B
Case — Laminate A												
Left-Hand												
36”(914mm) Doors Left/36”(914mm) Open Right												
21”(533mm)	18”(457mm)	72”(1829mm)	1	GCLS-2172-JXN				1	\$1096.15	\$1104.18	\$1127.37	\$1135.40
			2, 3	GCLS-2172-JXN					1149.71	1157.74	1180.93	1188.96
			7, 8, 9	GCLS-2172-JXN					1160.43	1168.46	1191.65	1199.68
			N	GCLS-2172-JXN			N	1096.15	1104.18	1127.37	1135.40	
42”(1067mm) Doors Left/30”(762mm) Open Right												
21”(533mm)	18”(457mm)	72”(1829mm)	1	GCLS-2172-LVN				1	\$1105.81	\$1113.84	\$1137.03	\$1145.06
			2, 3	GCLS-2172-LVN					1159.37	1167.40	1190.59	1198.62
			7, 8, 9	GCLS-2172-LVN					1170.09	1178.12	1201.31	1209.34
			N	GCLS-2172-LVN			N	1105.81	1113.84	1137.03	1145.06	
Right-Hand												
36”(914mm) Open Left/36”(914mm) Doors Right												
21”(533mm)	18”(457mm)	72”(1829mm)	1	GCLS-2172-XJN				1	\$1096.15	\$1104.18	\$1127.37	\$1135.40
			2, 3	GCLS-2172-XJN					1149.71	1157.74	1180.93	1188.96
			7, 8, 9	GCLS-2172-XJN					1160.43	1168.46	1191.65	1199.68
			N	GCLS-2172-XJN			N	1096.15	1104.18	1127.37	1135.40	
30”(762mm) Open Left/42”(1067mm) Doors Right												
21”(533mm)	18”(457mm)	72”(1829mm)	1	GCLS-2172-VLN				1	\$1105.81	\$1113.84	\$1137.03	\$1145.06
			2, 3	GCLS-2172-VLN					1159.37	1167.40	1190.59	1198.62
			7, 8, 9	GCLS-2172-VLN					1170.09	1178.12	1201.31	1209.34
			N	GCLS-2172-VLN			N	1105.81	1113.84	1137.03	1145.06	
Non-Handed												
18”(457mm) Open Left/36”(914mm) Doors Center/18”(457mm) Open Right												
21”(533mm)	18”(457mm)	72”(1829mm)	1	GCLS-2172-TJT				1	\$1128.29	\$1136.32	\$1159.51	\$1167.54
			2, 3	GCLS-2172-TJT					1181.85	1189.88	1213.07	1221.10
			7, 8, 9	GCLS-2172-TJT					1192.57	1200.60	1223.79	1231.82
			N	GCLS-2172-TJT			N	1128.29	1136.32	1159.51	1167.54	

# 1.5H Credenzas with Hinged Doors

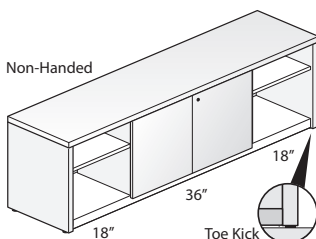
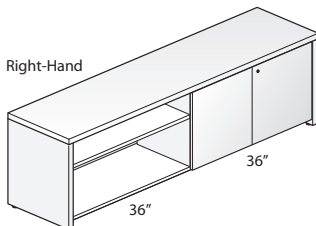
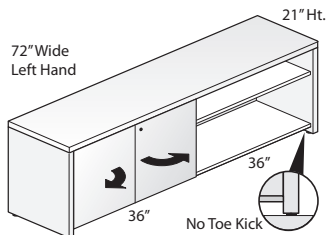
72" Wide — Laminate Case with Steel Front

Height	Depth	Width	Pull	Number	①②③④	Front - Steel Trim A		Front - Steel Trim B	
						Shelf & Back - Steel Trim A	Trim B	Shelf & Back - Steel Trim A	Trim B
Case — Laminate B									
Left-Hand									
36”(914mm) Doors Left/36”(914mm) Open Right									
21”(533mm)	18”(457mm)	72”(1829mm)	1	GCLS-2172-JXN	■ ■ 1 ■	\$1166.49	\$1174.52	\$1197.71	\$1205.74
			2, 3	GCLS-2172-JXN	■ ■ ■ ■	1220.05	1228.08	1251.27	1259.30
			7, 8, 9	GCLS-2172-JXN	■ ■ ■ ■	1230.77	1238.80	1261.99	1270.02
			N	GCLS-2172-JXN	■ ■ N ■	1166.49	1174.52	1197.71	1205.74
42”(1067mm) Doors Left/30”(762mm) Open Right									
21”(533mm)	18”(457mm)	72”(1829mm)	1	GCLS-2172-LVN	■ ■ 1 ■	\$1176.15	\$1184.18	\$1207.37	\$1215.40
			2, 3	GCLS-2172-LVN	■ ■ ■ ■	1229.71	1237.74	1260.93	1268.96
			7, 8, 9	GCLS-2172-LVN	■ ■ ■ ■	1240.43	1248.46	1271.65	1279.68
			N	GCLS-2172-LVN	■ ■ N ■	1176.15	1184.18	1207.37	1215.40
Right-Hand									
36”(914mm) Open Left/36”(914mm) Doors Right									
21”(533mm)	18”(457mm)	72”(1829mm)	1	GCLS-2172-XJN	■ ■ 1 ■	\$1166.49	\$1174.52	\$1197.71	\$1205.74
			2, 3	GCLS-2172-XJN	■ ■ ■ ■	1220.05	1228.08	1251.27	1259.30
			7, 8, 9	GCLS-2172-XJN	■ ■ ■ ■	1230.77	1238.80	1261.99	1270.02
			N	GCLS-2172-XJN	■ ■ N ■	1166.49	1174.52	1197.71	1205.74
30”(762mm) Open Left/42”(1067mm) Doors Right									
21”(533mm)	18”(457mm)	72”(1829mm)	1	GCLS-2172-VLN	■ ■ 1 ■	\$1176.15	\$1184.18	\$1207.37	\$1215.40
			2, 3	GCLS-2172-VLN	■ ■ ■ ■	1229.71	1237.74	1260.93	1268.96
			7, 8, 9	GCLS-2172-VLN	■ ■ ■ ■	1240.43	1248.46	1271.65	1279.68
			N	GCLS-2172-VLN	■ ■ N ■	1176.15	1184.18	1207.37	1215.40
Non-Handed									
18”(457mm) Open Left/36”(914mm) Doors Center/18”(457mm) Open Right									
21”(533mm)	18”(457mm)	72”(1829mm)	1	GCLS-2172-TJT	■ ■ 1 ■	\$1198.63	\$1206.66	\$1229.85	\$1237.88
			2, 3	GCLS-2172-TJT	■ ■ ■ ■	1252.19	1260.22	1283.41	1291.44
			7, 8, 9	GCLS-2172-TJT	■ ■ ■ ■	1262.91	1270.94	1294.13	1302.16
			N	GCLS-2172-TJT	■ ■ N ■	1198.63	1206.66	1229.85	1237.88

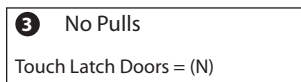
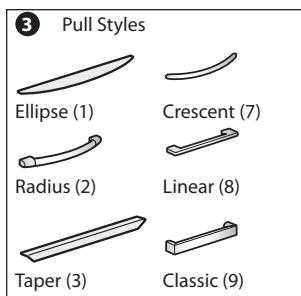
This page intentionally blank

# 1.5H Credenzas with Hinged Doors

72" Wide — Laminate Case with Laminate Front



GCLL-2172



## Features

- Includes:
  - Laminate top, end panels, interior vertical divider(s), and doors.
  - Painted steel back panel, bottom panel, and one adjustable shelf for each open section.
- 1 3/16" (30mm) thick laminate top has 3mm edgeband on front and back, 1mm edgeband on the sides.
- Laminate doors, end panels, and interior vertical dividers have 1mm edgeband on all sides.
- Available with storage back panel or full back panel:
  - Storage back panel provides enclosure to the hinged door section only.
  - Full back panel provides enclosure along the entire back.
- Available with a standard side panel base, or base with toe kick panel:
  - Standard base; credenza end panels extend past the bottom panel to the floor, leaving 1 3/4" (30mm) open space below the bottom panel.
  - Base with toe kick; encloses the open space below the bottom panel (front only).
- Hinged doors feature full access hinges, allowing the doors to open 100°.
- Available with or without lock; single lock is chrome and locks both doors; lock is located in upper left corner of right-hand door.
- Optional door pulls include Ellipse, Radius, Taper, Crescent, Linear, Classic, and No Pull touch latch.
  - Ellipse pull available in non-metallic trim colors only.
  - Radius pull available in metallic trim colors only.
  - Taper pull color matches painted steel back, bottom, and shelf.
  - Crescent, Linear and Classic pulls are brushed nickel finish.
  - Pulls are oriented vertically on the doors.
  - No Pull touch latch option has a touch latch on the right-hand door; left-hand door opens when right-hand door is open.
- Each open section has three shelf mounting locations; hole locations are in 1 1/4" (32mm) increments, with the lowest location 10 1/4" (260mm) above bottom panel.
- Shelves are 3/4" (19mm) thick and 16 1/2" (419mm) deep.
- Interior height of open section is 17 1/2" (445mm).
- Glides provide 1" (25mm) adjustment range.
- Ships fully assembled.

## Specification Tips

- Credenza units are not field retrofitable.
- Designed to be used with Haworth's Integrated Palette; UniGroup Too, PREMISE, Reside Desking, and Intuity Bench.
- Credenza is freestanding and does not require a counterweight.
- Bookcase section with shelf is open at the back unless the credenza is specified with a full back panel.
- Accommodates binder height storage.
- Hinged door storage section does not accept separately specified shelves.
- If credenza is used in a nested application, verify clearance heights.

**Note:** The following products can be separately specified and field installed:

- Grommet
- File/Storage Cushion
- Adjustable Shelf

## To Order, Specify:

1) Product number, including:

### 1 Back Panel Type:

- C** Storage Back Panel
- F** Full Back Panel, add **\$54.63** list

### 2 Base Type:

- S** Standard Base
- T** Base with Toe Kick, add **\$30.15** list

### 3 Pull (see side bar):

### 4 Lock Option:

- N** No Lock
- Y** Lock, add **\$26.78** list

2) Laminate color for top and end panels.

3) Edge trim color for top and end panels.

4) Laminate color for doors.

5) Edge trim color for doors.

6) Trim color for back/bottom/shelf.

7) Trim color for pull (Ellipse and Radius only).

1.5H Credenzas with Hinged Doors

72" Wide — Laminate Case with Laminate Front

Height	Depth	Width	Pull	Number	①②③④				Front - Laminate A		Front - Laminate B	
									Shelf & Back - Steel Trim A	Steel Trim B	Shelf & Back - Steel Trim A	Steel Trim B
Case — Laminate A												
Left-Hand												
36”(914mm) Doors Left/36”(914mm) Open Right												
21”(533mm)	18”(457mm)	72”(1829mm)	1	GCLL-2172-JXN			1		\$1234.99	\$1243.02	\$1310.17	\$1318.20
			2, 3	GCLL-2172-JXN					1288.55	1296.58	1363.73	1371.76
			7, 8, 9	GCLL-2172-JXN					1299.27	1307.30	1374.45	1382.48
			N	GCLL-2172-JXN			N		1234.99	1243.02	1310.17	1318.20
42”(1067mm) Doors Left/30”(762mm) Open Right												
21”(533mm)	18”(457mm)	72”(1829mm)	1	GCLL-2172-LVN			1		\$1244.65	\$1252.68	\$1319.83	\$1327.86
			2, 3	GCLL-2172-LVN					1298.21	1306.24	1373.39	1381.42
			7, 8, 9	GCLL-2172-LVN					1308.93	1316.96	1384.11	1392.14
			N	GCLL-2172-LVN			N		1244.65	1252.68	1319.83	1327.86
Right-Hand												
36”(914mm) Open Left/36”(914mm) Doors Right												
21”(533mm)	18”(457mm)	72”(1829mm)	1	GCLL-2172-XJN			1		\$1234.99	\$1243.02	\$1310.17	\$1318.20
			2, 3	GCLL-2172-XJN					1288.55	1296.58	1363.73	1371.76
			7, 8, 9	GCLL-2172-XJN					1299.27	1307.30	1374.45	1382.48
			N	GCLL-2172-XJN			N		1234.99	1243.02	1310.17	1318.20
30”(762mm) Open Left/42”(1067mm) Doors Right												
21”(533mm)	18”(457mm)	72”(1829mm)	1	GCLL-2172-VLN			1		\$1244.65	\$1252.68	\$1319.83	\$1327.86
			2, 3	GCLL-2172-VLN					1298.21	1306.24	1373.39	1381.42
			7, 8, 9	GCLL-2172-VLN					1308.93	1316.96	1384.11	1392.14
			N	GCLL-2172-VLN			N		1244.65	1252.68	1319.83	1327.86
Non-Handed												
18”(457mm) Open Left/36”(914mm) Doors Center/18”(457mm) Open Right												
21”(533mm)	18”(457mm)	72”(1829mm)	1	GCLL-2172-TJT			1		\$1267.13	\$1275.16	\$1342.31	\$1350.34
			2, 3	GCLL-2172-TJT					1320.69	1328.72	1395.87	1403.90
			7, 8, 9	GCLL-2172-TJT					1331.41	1339.44	1406.59	1414.62
			N	GCLL-2172-TJT			N		1267.13	1275.16	1342.31	1350.34



# 1.5H Credenzas with Hinged Doors

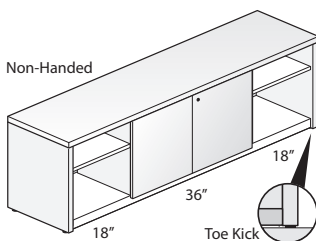
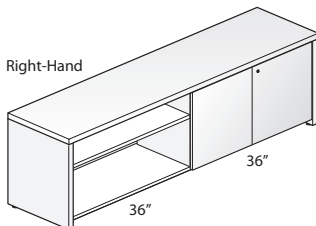
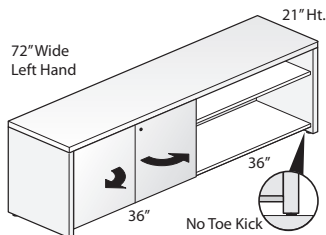
72" Wide — Laminate Case with Laminate Front

Height	Depth	Width	Pull	Number	①②③④	Front - Laminate A		Front - Laminate B	
						Shelf & Back - Steel Trim A	Trim B	Shelf & Back - Steel Trim A	Trim B
Case — Laminate B									
Left-Hand									
36”(914mm) Doors Left/36”(914mm) Open Right									
21”(533mm)	18”(457mm)	72”(1829mm)	1	GCLL-2172-JXN	■ ■ 1 ■	\$1305.33	\$1313.36	\$1380.51	\$1388.54
			2, 3	GCLL-2172-JXN	■ ■ ■ ■	1358.89	1366.92	1434.07	1442.10
			7, 8, 9	GCLL-2172-JXN	■ ■ ■ ■	1369.61	1377.64	1444.79	1452.82
			N	GCLL-2172-JXN	■ ■ N ■	1305.33	1313.36	1380.51	1388.54
42”(1067mm) Doors Left/30”(762mm) Open Right									
21”(533mm)	18”(457mm)	72”(1829mm)	1	GCLL-2172-LVN	■ ■ 1 ■	\$1314.99	\$1323.02	\$1390.17	\$1398.20
			2, 3	GCLL-2172-LVN	■ ■ ■ ■	1368.55	1376.58	1443.73	1451.76
			7, 8, 9	GCLL-2172-LVN	■ ■ ■ ■	1379.27	1387.30	1454.45	1462.48
			N	GCLL-2172-LVN	■ ■ N ■	1314.99	1323.02	1390.17	1398.20
Right-Hand									
36”(914mm) Open Left/36”(914mm) Doors Right									
21”(533mm)	18”(457mm)	72”(1829mm)	1	GCLL-2172-XJN	■ ■ 1 ■	\$1305.33	\$1313.36	\$1380.51	\$1388.54
			2, 3	GCLL-2172-XJN	■ ■ ■ ■	1358.89	1366.92	1434.07	1442.10
			7, 8, 9	GCLL-2172-XJN	■ ■ ■ ■	1369.61	1377.64	1444.79	1452.82
			N	GCLL-2172-XJN	■ ■ N ■	1305.33	1313.36	1380.51	1388.54
30”(762mm) Open Left/42”(1067mm) Doors Right									
21”(533mm)	18”(457mm)	72”(1829mm)	1	GCLL-2172-VLN	■ ■ 1 ■	\$1314.99	\$1323.02	\$1390.17	\$1398.20
			2, 3	GCLL-2172-VLN	■ ■ ■ ■	1368.55	1376.58	1443.73	1451.76
			7, 8, 9	GCLL-2172-VLN	■ ■ ■ ■	1379.27	1387.30	1454.45	1462.48
			N	GCLL-2172-VLN	■ ■ N ■	1314.99	1323.02	1390.17	1398.20
Non-Handed									
18”(457mm) Open Left/36”(914mm) Doors Center/18”(457mm) Open Right									
21”(533mm)	18”(457mm)	72”(1829mm)	1	GCLL-2172-TJT	■ ■ 1 ■	\$1337.47	\$1345.50	\$1412.65	\$1420.68
			2, 3	GCLL-2172-TJT	■ ■ ■ ■	1391.03	1399.06	1466.21	1474.24
			7, 8, 9	GCLL-2172-TJT	■ ■ ■ ■	1401.75	1409.78	1476.93	1484.96
			N	GCLL-2172-TJT	■ ■ N ■	1337.47	1345.50	1412.65	1420.68

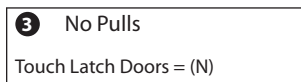
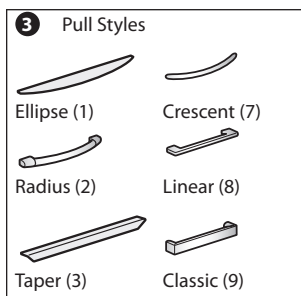
This page intentionally blank

# 1.5H Credenzas with Hinged Doors

72" Wide — Wood Case with Steel Front



GCWS-2172



## Features

- Includes:
  - Wood top, end panels, and interior vertical divider(s).
  - Painted steel doors, back panel, bottom panel, and one adjustable shelf for each open section.
- 1 3/16" (30mm) thick wood veneer top has 3mm edgeband on front and back, 1mm edgeband on the sides.
- Wood end panels and interior vertical dividers have 1mm edgeband on all sides.
- Available with storage back panel or full back panel:
  - Storage back panel provides enclosure to the hinged door section only.
  - Full back panel provides enclosure along the entire back.
- Available with a standard side panel base, or base with toe kick panel:
  - Standard base; credenza end panels extend past the bottom panel to the floor, leaving 1 3/4" (30mm) open space below the bottom panel.
  - Base with toe kick; encloses the open space below the bottom panel (front only).
- Hinged doors feature full access hinges, allowing the doors to open 100°.
- Available with or without lock; single lock is chrome and locks both doors; lock is located in upper left corner of right-hand door.
- Optional door pulls include Ellipse, Radius, Taper, Crescent, Linear, Classic, and No Pull touch latch.
  - Ellipse pull available in non-metallic trim colors only.
  - Radius pull available in metallic trim colors only.
  - Taper pull color matches painted steel back, bottom, and shelf.
  - Crescent, Linear and Classic pulls are brushed nickel finish.
  - Pulls are oriented vertically on the doors.
  - No Pull touch latch option has a touch latch on the right-hand door; left-hand door opens when right-hand door is open.
- Each open section has three shelf mounting locations; hole locations are in 1 1/4" (32mm) increments, with the lowest location 10 1/4" (260mm) above bottom panel.
- Shelves are 3/4" (19mm) thick and 16 1/2" (419mm) deep.
- Interior height of open section is 17 1/2" (445mm).
- Glides provide 1" (25mm) adjustment range.
- Ships fully assembled.

## Specification Tips

- Credenza units are not field retrofitable.
- Designed to be used with Haworth's Integrated Palette; UniGroup Too, PREMISE, Reside Desking, and Intuity Bench.
- Credenza is freestanding and does not require a counterweight.
- Bookcase section with shelf is open at the back unless the credenza is specified with a full back panel.
- Accommodates binder height storage.
- Hinged door storage section does not accept separately specified shelves.
- If credenza is used in a nested application, verify clearance heights.

**Note:** The following products can be separately specified and field installed:

- Grommet
- File/Storage Cushion
- Adjustable Shelf

## To Order, Specify:

1) Product number, including:

### 1 Back Panel Type:

- C** Storage Back Panel
- F** Full Back Panel, add **\$54.63** list

### 2 Base Type:

- S** Standard Base
- T** Base with Toe Kick, add **\$30.15** list

### 3 Pull (see side bar):

### 4 Lock Option:

- N** No Lock
- Y** Lock, add **\$26.78** list

2) Wood finish color for top and end panels.

3) Trim color for doors.

4) Trim color for back/bottom/shelf.

5) Trim color for pull (Ellipse and Radius only).

1.5H Credenzas with Hinged Doors

72" Wide — Wood Case with Steel Front

Height	Depth	Width	Pull	Number	①②③④				Front - Steel Trim A		Front - Steel Trim B		
									Shelf & Back - Steel Trim A	Trim B	Shelf & Back - Steel Trim A	Trim B	
Case — Wood Group A													
Left-Hand													
36”(914mm) Doors Left/36”(914mm) Open Right													
21”(533mm)	18”(457mm)	72”(1829mm)	1	GCWS-2172-JXN				1		\$1890.68	\$1898.71	\$1921.90	\$1929.93
			2, 3	GCWS-2172-JXN						1944.24	1952.27	1975.46	1983.49
			7, 8, 9	GCWS-2172-JXN						1954.96	1962.99	1986.18	1994.21
			N	GCWS-2172-JXN				N		1890.68	1898.71	1921.90	1929.93
42”(1067mm) Doors Left/30”(762mm) Open Right													
21”(533mm)	18”(457mm)	72”(1829mm)	1	GCWS-2172-LVN				1		\$1900.34	\$1908.37	\$1931.56	\$1939.59
			2, 3	GCWS-2172-LVN						1953.90	1961.93	1985.12	1993.15
			7, 8, 9	GCWS-2172-LVN						1964.62	1972.65	1995.84	2003.87
			N	GCWS-2172-LVN				N		1900.34	1908.37	1931.56	1939.59
Right-Hand													
36”(914mm) Open Left/36”(914mm) Doors Right													
21”(533mm)	18”(457mm)	72”(1829mm)	1	GCWS-2172-XJN				1		\$1890.68	\$1898.71	\$1921.90	\$1929.93
			2, 3	GCWS-2172-XJN						1944.24	1952.27	1975.46	1983.49
			7, 8, 9	GCWS-2172-XJN						1954.96	1962.99	1986.18	1994.21
			N	GCWS-2172-XJN				N		1890.68	1898.71	1921.90	1929.93
30”(762mm) Open Left/42”(1067mm) Doors Right													
21”(533mm)	18”(457mm)	72”(1829mm)	1	GCWS-2172-VLN				1		\$1900.34	\$1908.37	\$1931.56	\$1939.59
			2, 3	GCWS-2172-VLN						1953.90	1961.93	1985.12	1993.15
			7, 8, 9	GCWS-2172-VLN						1964.62	1972.65	1995.84	2003.87
			N	GCWS-2172-VLN				N		1900.34	1908.37	1931.56	1939.59
Non-Handed													
18”(457mm) Open Left/36”(914mm) Doors Center/18”(457mm) Open Right													
21”(533mm)	18”(457mm)	72”(1829mm)	1	GCWS-2172-TJT				1		\$1922.82	\$1930.85	\$1954.04	\$1962.07
			2, 3	GCWS-2172-TJT						1976.38	1984.41	2007.60	2015.63
			7, 8, 9	GCWS-2172-TJT						1987.10	1995.13	2018.32	2026.35
			N	GCWS-2172-TJT				N		1922.82	1930.85	1954.04	1962.07

# 1.5H Credenzas with Hinged Doors

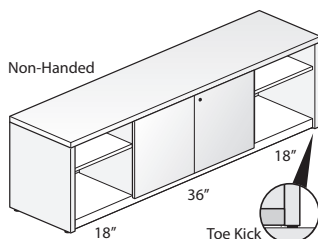
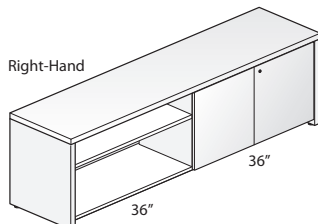
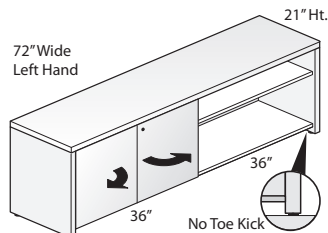
72" Wide — Wood Case with Steel Front

Height	Depth	Width	Pull	Number	①②③④	Front - Steel Trim A		Front - Steel Trim B	
						Shelf & Back - Steel Trim A	Shelf & Back - Steel Trim B		
Case — Wood Group B									
Left-Hand									
36”(914mm) Doors Left/36”(914mm) Open Right									
21”(533mm)	18”(457mm)	72”(1829mm)	1	GCWS-2172-JXN	1	\$2048.10	\$2056.13	\$2079.32	\$2087.35
			2, 3	GCWS-2172-JXN		2101.66	2109.69	2132.88	2140.91
			7, 8, 9	GCWS-2172-JXN		2112.38	2120.41	2143.60	2151.63
			N	GCWS-2172-JXN	N	2048.10	2056.13	2079.32	2087.35
42”(1067mm) Doors Left/30”(762mm) Open Right									
21”(533mm)	18”(457mm)	72”(1829mm)	1	GCWS-2172-LVN	1	\$2057.76	\$2065.79	\$2088.98	\$2097.01
			2, 3	GCWS-2172-LVN		2111.32	2119.35	2142.54	2150.57
			7, 8, 9	GCWS-2172-LVN		2122.04	2130.07	2153.26	2161.29
			N	GCWS-2172-LVN	N	2057.76	2065.79	2088.98	2097.01
Right-Hand									
36”(914mm) Open Left/36”(914mm) Doors Right									
21”(533mm)	18”(457mm)	72”(1829mm)	1	GCWS-2172-XJN	1	\$2048.10	\$2056.13	\$2079.32	\$2087.35
			2, 3	GCWS-2172-XJN		2101.66	2109.69	2132.88	2140.91
			7, 8, 9	GCWS-2172-XJN		2112.38	2120.41	2143.60	2151.63
			N	GCWS-2172-XJN	N	2048.10	2056.13	2079.32	2087.35
30”(762mm) Open Left/42”(1067mm) Doors Right									
21”(533mm)	18”(457mm)	72”(1829mm)	1	GCWS-2172-VLN	1	\$2057.76	\$2065.79	\$2088.98	\$2097.01
			2, 3	GCWS-2172-VLN		2111.32	2119.35	2142.54	2150.57
			7, 8, 9	GCWS-2172-VLN		2122.04	2130.07	2153.26	2161.29
			N	GCWS-2172-VLN	N	2057.76	2065.79	2088.98	2097.01
Non-Handed									
18”(457mm) Open Left/36”(914mm) Doors Center/18”(457mm) Open Right									
21”(533mm)	18”(457mm)	72”(1829mm)	1	GCWS-2172-TJT	1	\$2080.24	\$2088.27	\$2111.46	\$2119.49
			2, 3	GCWS-2172-TJT		2133.80	2141.83	2165.02	2173.05
			7, 8, 9	GCWS-2172-TJT		2144.52	2152.55	2175.74	2183.77
			N	GCWS-2172-TJT	N	2080.24	2088.27	2111.46	2119.49

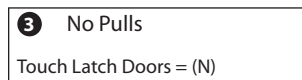
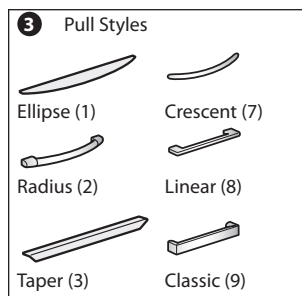
This page intentionally blank

# 1.5H Credenzas with Hinged Doors

72" Wide — Wood Case with Wood Front



GCWW-2172



## Features

- Includes:
  - Wood top, end panels, interior vertical divider(s), and doors.
  - Painted steel back panel, bottom panel, and one adjustable shelf for each open section.
- 1 3/16" (30mm) thick wood veneer top has 3mm edgeband on front and back, 1mm edgeband on the sides.
- Wood doors, end panels, and interior vertical dividers have 1mm edgeband on all sides.
- Available with storage back panel or full back panel:
  - Storage back panel provides enclosure to the hinged door section only.
  - Full back panel provides enclosure along the entire back.
- Available with a standard side panel base, or base with toe kick panel:
  - Standard base; credenza end panels extend past the bottom panel to the floor, leaving 1 3/4" (30mm) open space below the bottom panel.
  - Base with toe kick; encloses the open space below the bottom panel (front only).
- Hinged doors feature full access hinges, allowing the doors to open 100°.
- Available with or without lock; single lock is chrome and locks both doors; lock is located in upper left corner of right-hand door.
- Optional door pulls include Ellipse, Radius, Taper, Crescent, Linear, Classic, and No Pull touch latch.
  - Ellipse pull available in non-metallic trim colors only.
  - Radius pull available in metallic trim colors only.
  - Taper pull color matches painted steel back, bottom, and shelf.
  - Crescent, Linear and Classic pulls are brushed nickel finish.
  - Pulls are oriented vertically on the doors.
  - No Pull touch latch option has a touch latch on the right-hand door; left-hand door opens when right-hand door is open.
- Each open section has three shelf mounting locations; hole locations are in 1 1/4" (32mm) increments, with the lowest location 10 1/4" (260mm) above bottom panel.
- Shelves are 3/4" (19mm) thick and 16 1/2" (419mm) deep.
- Interior height of open section is 17 1/2" (445mm).
- Glides provide 1" (25mm) adjustment range.
- Ships fully assembled.

## Specification Tips

- Credenza units are not field retrofitable.
- Designed to be used with Haworth's Integrated Palette; UniGroup Too, PREMISE, Reside Desking, and Intuity Bench.
- Credenza is freestanding and does not require a counterweight.
- Bookcase section with shelf is open at the back unless the credenza is specified with a full back panel.
- Accommodates binder height storage.
- Hinged door storage section does not accept separately specified shelves.
- If credenza is used in a nested application, verify clearance heights.

**Note:** The following products can be separately specified and field installed:

- Grommet
- File/Storage Cushion
- Adjustable Shelf

## To Order, Specify:

1) Product number, including:

### 1 Back Panel Type:

- C** Storage Back Panel
- F** Full Back Panel, add **\$54.63** list

### 2 Base Type:

- S** Standard Base
- T** Base with Toe Kick, add **\$30.15** list

### 3 Pull (see side bar):

### 4 Lock Option:

- N** No Lock
- Y** Lock, add **\$26.78** list

2) Wood finish color for top and end panels.

3) Wood finish color for doors.

4) Trim color for back/bottom/shelf.

5) Trim color for pull (Ellipse and Radius only).



1.5H Credenzas with Hinged Doors

72" Wide — Wood Case with Wood Front

Height	Depth	Width	Pull	Number	1	2	3	4	Front - Wood Group A		Front - Wood Group B	
									Shelf & Back - Steel Trim A	Shelf & Back - Steel Trim B	Shelf & Back - Steel Trim A	Shelf & Back - Steel Trim B
Case — Wood Group A												
Left-Hand												
36”(914mm) Doors Left/36”(914mm) Open Right												
21”(533mm)	18”(457mm)	72”(1829mm)	1	GCWW-2172-JXN			1		\$2210.39	\$2218.42	\$2267.54	\$2275.57
			2, 3	GCWW-2172-JXN					2263.95	2271.98	2321.10	2329.13
			7, 8, 9	GCWW-2172-JXN					2274.67	2282.70	2331.82	2339.85
			N	GCWW-2172-JXN			N		2210.39	2218.42	2267.54	2275.57
42”(1067mm) Doors Left/30”(762mm) Open Right												
21”(533mm)	18”(457mm)	72”(1829mm)	1	GCWW-2172-LVN			1		\$2220.05	\$2228.08	\$2277.20	\$2285.23
			2, 3	GCWW-2172-LVN					2273.61	2281.64	2330.76	2338.79
			7, 8, 9	GCWW-2172-LVN					2284.33	2292.36	2341.48	2349.51
			N	GCWW-2172-LVN			N		2220.05	2228.08	2277.20	2285.23
Right-Hand												
36”(914mm) Open Left/36”(914mm) Doors Right												
21”(533mm)	18”(457mm)	72”(1829mm)	1	GCWW-2172-XJN			1		\$2210.39	\$2218.42	\$2267.54	\$2275.57
			2, 3	GCWW-2172-XJN					2263.95	2271.98	2321.10	2329.13
			7, 8, 9	GCWW-2172-XJN					2274.67	2282.70	2331.82	2339.85
			N	GCWW-2172-XJN			N		2210.39	2218.42	2267.54	2275.57
30”(762mm) Open Left/42”(1067mm) Doors Right												
21”(533mm)	18”(457mm)	72”(1829mm)	1	GCWW-2172-VLN			1		\$2220.05	\$2228.08	\$2277.20	\$2285.23
			2, 3	GCWW-2172-VLN					2273.61	2281.64	2330.76	2338.79
			7, 8, 9	GCWW-2172-VLN					2284.33	2292.36	2341.48	2349.51
			N	GCWW-2172-VLN			N		2220.05	2228.08	2277.20	2285.23
Non-Handed												
18”(457mm) Open Left/36”(914mm) Doors Center/18”(457mm) Open Right												
21”(533mm)	18”(457mm)	72”(1829mm)	1	GCWW-2172-TJT			1		\$2242.53	\$2250.56	\$2299.68	\$2307.71
			2, 3	GCWW-2172-TJT					2296.09	2304.12	2353.24	2361.27
			7, 8, 9	GCWW-2172-TJT					2306.81	2314.84	2363.96	2371.99
			N	GCWW-2172-TJT			N		2242.53	2250.56	2299.68	2307.71

# 1.5H Credenzas with Hinged Doors

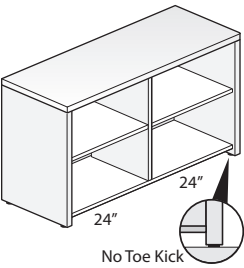
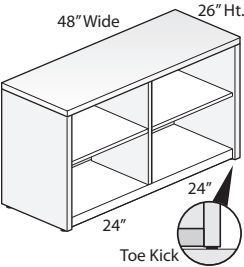
72" Wide — Wood Case with Wood Front

Height	Depth	Width	Pull	Number	①②③④	Front - Wood Group A		Front - Wood Group B	
						Shelf & Back - Steel Trim A	Shelf & Back - Steel Trim B	Shelf & Back - Steel Trim A	Shelf & Back - Steel Trim B
Case — Wood Group B									
Left-Hand									
36”(914mm) Doors Left/36”(914mm) Open Right									
21”(533mm)	18”(457mm)	72”(1829mm)	1	GCWW-2172-JXN	■ ■ 1 ■	\$2367.81	\$2375.84	\$2424.96	\$2432.99
			2, 3	GCWW-2172-JXN	■ ■ ■ ■	2421.37	2429.40	2478.52	2486.55
			7, 8, 9	GCWW-2172-JXN	■ ■ ■ ■	2432.09	2440.12	2489.24	2497.27
			N	GCWW-2172-JXN	■ ■ N ■	2367.81	2375.84	2424.96	2432.99
42”(1067mm) Doors Left/30”(762mm) Open Right									
21”(533mm)	18”(457mm)	72”(1829mm)	1	GCWW-2172-LVN	■ ■ 1 ■	\$2377.47	\$2385.50	\$2434.62	\$2442.65
			2, 3	GCWW-2172-LVN	■ ■ ■ ■	2431.03	2439.06	2488.18	2496.21
			7, 8, 9	GCWW-2172-LVN	■ ■ ■ ■	2441.75	2449.78	2498.90	2506.93
			N	GCWW-2172-LVN	■ ■ N ■	2377.47	2385.50	2434.62	2442.65
Right-Hand									
36”(914mm) Open Left/36”(914mm) Doors Right									
21”(533mm)	18”(457mm)	72”(1829mm)	1	GCWW-2172-XJN	■ ■ 1 ■	\$2367.81	\$2375.84	\$2424.96	\$2432.99
			2, 3	GCWW-2172-XJN	■ ■ ■ ■	2421.37	2429.40	2478.52	2486.55
			7, 8, 9	GCWW-2172-XJN	■ ■ ■ ■	2432.09	2440.12	2489.24	2497.27
			N	GCWW-2172-XJN	■ ■ N ■	2367.81	2375.84	2424.96	2432.99
30”(762mm) Open Left/42”(1067mm) Doors Right									
21”(533mm)	18”(457mm)	72”(1829mm)	1	GCWW-2172-VLN	■ ■ 1 ■	\$2377.47	\$2385.50	\$2434.62	\$2442.65
			2, 3	GCWW-2172-VLN	■ ■ ■ ■	2431.03	2439.06	2488.18	2496.21
			7, 8, 9	GCWW-2172-VLN	■ ■ ■ ■	2441.75	2449.78	2498.90	2506.93
			N	GCWW-2172-VLN	■ ■ N ■	2377.47	2385.50	2434.62	2442.65
Non-Handed									
18”(457mm) Open Left/36”(914mm) Doors Center/18”(457mm) Open Right									
21”(533mm)	18”(457mm)	72”(1829mm)	1	GCWW-2172-TJT	■ ■ 1 ■	\$2399.95	\$2407.98	\$2457.10	\$2465.13
			2, 3	GCWW-2172-TJT	■ ■ ■ ■	2453.51	2461.54	2510.66	2518.69
			7, 8, 9	GCWW-2172-TJT	■ ■ ■ ■	2464.23	2472.26	2521.38	2529.41
			N	GCWW-2172-TJT	■ ■ N ■	2399.95	2407.98	2457.10	2465.13

2H Open Credenzas

48" Wide — Laminate Case

Height	Actual Depth	Width	Number	①	Case - Laminate A		Case - Laminate B	
					Shelf & Back - Steel Trim A	Shelf & Back - Steel Trim B	Shelf & Back - Steel Trim A	Shelf & Back - Steel Trim B
24”(610mm) Open Left/24”(610mm) Open Right								
26”(660mm)	14 5/8”(371mm)	48”(1219mm)	GCLN-2648-UUNF	■ NN	\$886.35	\$908.90	\$953.45	\$976.00



GCLN-2648

Features

- Includes:
  - Laminate top, end panels, and interior vertical divider.
  - Painted steel back panel, bottom panel, and one adjustable shelf for each open section.
- 1 3/16"(30mm) thick laminate top has 3mm edgeband on front and back, 1mm edgeband on both sides.
- Laminate end panels and interior vertical divider have 1mm edgeband on all sides.
- Each open section includes one adjustable shelf.
- Full back panel encloses the entire back of the credenza.
- Available with a standard side panel base, or base with toe kick panel:
  - Standard base; credenza end panels extend past the bottom panel to the floor, leaving 1 3/4"(30mm) open space below the bottom panel.
  - Base with toe kick; encloses the open space below the bottom panel.
- Each open section has three shelf mounting locations; hole locations are in 1 1/4"(32mm) increments, with the lowest location 10 1/4"(260mm) above bottom panel.
- Shelves are 3/4"(19mm) thick and 13"(330mm) deep.
- Interior height of open section is 22 7/8"(581mm).
- Glides provide 1"(25mm) adjustment range.
- Ships fully assembled.

Specification Tips

- Credenza units are not field retrofitable.
- Designed to be used with Haworth's Integrated Palette; UniGroup Too, PREMISE, Reside Desking, and Intuity Bench.
- Credenza is freestanding and does not require a counterweight.
- If credenza is used in a nested application, verify clearance heights.

**Note:** The following products can be separately specified and field installed:

- Grommet
- Adjustable Shelf

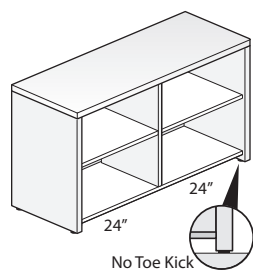
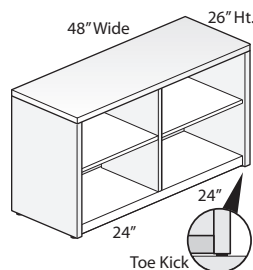
To Order, Specify:

- 1) Product number, including:
- ① **Base Type:**
- S** Standard Base
  - T** Base with Toe Kick, add **\$17.19** list
- 2) Laminate color for top and end panels.
- 3) Edge trim color for top and end panels.
- 4) Trim color for back/bottom/shelf.

## 2H Open Credenzas

48" Wide — Wood Case

Height	Actual Depth	Width	Number	①	Case - Wood Group A		Case - Wood Group B	
					Shelf & Back - Steel		Shelf & Back - Steel	
					Trim A	Trim B	Trim A	Trim B
24″(610mm) Open Left/24″(610mm) Open Right								
26″(660mm)	14 5/8″(371mm)	48″(1219mm)	GCWN-2648-UUNF	NN	\$1664.74	\$1687.29	\$1812.26	\$1834.81



GCWN-2648

### Features

- Includes:
  - Wood top, end panels, and interior vertical divider.
  - Painted steel back panel, bottom panel, and one adjustable shelf for each open section.
- 1 3/16"(30mm) thick wood veneer top has 3mm edgeband on front and back, 1mm edgeband on both sides.
- Wood end panels and interior vertical divider have 1mm edgeband on all sides.
- Each open section includes one adjustable shelf.
- Full back panel encloses the entire back of the credenza.
- Available with a standard side panel base, or base with toe kick panel:
  - Standard base; credenza end panels extend past the bottom panel to the floor, leaving 1 3/4"(30mm) open space below the bottom panel.
  - Base with toe kick; encloses the open space below the bottom panel.
- Each open section has three shelf mounting locations; hole locations are in 1 1/4"(32mm) increments, with the lowest location 10 1/4"(260mm) above bottom panel.
- Shelves are 3/4"(19mm) thick and 13"(330mm) deep.
- Interior height of open section is 22 7/8"(581mm).
- Glides provide 1"(25mm) adjustment range.
- Ships fully assembled.

### Specification Tips

- Credenza units are not field retrofitable.
- Designed to be used with Haworth's Integrated Palette; UniGroup Too, PREMISE, Reside Desking, and Intuity Bench.
- Credenza is freestanding and does not require a counterweight.
- If credenza is used in a nested application, verify clearance heights.

**Note:** The following products can be separately specified and field installed:

- Grommet
- Adjustable Shelf

### To Order, Specify:

1) Product number, including:

#### ① Base Type:

- S** Standard Base
- T** Base with Toe Kick, add **\$17.19** list

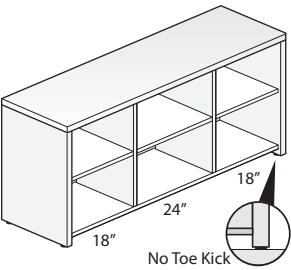
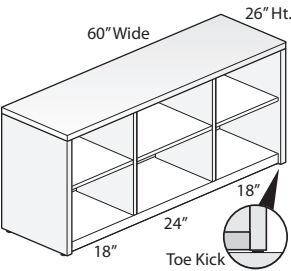
2) Wood color for top and end panels.

3) Trim color for back/bottom/shelf.

2H Open Credenzas

60" Wide — Laminate Case

Height	Actual Depth	Width	Number	①	Case - Laminate A		Case - Laminate B	
					Shelf & Back - Steel Trim A	Trim B	Shelf & Back - Steel Trim A	Trim B
18"(457mm) Open Left/24"(610mm) Open Center/18"(457mm) Open Right								
26"(660mm)	14 5/8"(371mm)	60"(1524mm)	GCLN-2660-TUTF	NN	\$966.01	\$995.04	\$1035.99	\$1065.02



GCLN-2660

Features

- Includes:
  - Laminate top, end panels, and interior vertical dividers.
  - Painted steel back panel, bottom panel, and one adjustable shelf for each open section.
- 1 3/16"(30mm) thick laminate top has 3mm edgeband on front and back, 1mm edgeband on both sides.
- Laminate end panels and interior vertical dividers have 1mm edgeband on all sides.
- Each open section includes one adjustable shelf.
- Full back panel encloses the entire back of the credenza.
- Available with a standard side panel base, or base with toe kick panel:
  - Standard base; credenza end panels extend past the bottom panel to the floor, leaving 1 3/4"(30mm) open space below the bottom panel.
  - Base with toe kick; encloses the open space below the bottom panel.
- Each open section has three shelf mounting locations; hole locations are in 1 1/4"(32mm) increments, with the lowest location 10 1/4"(260mm) above bottom panel.
- Shelves are 3/4"(19mm) thick and 13"(330mm) deep.
- Interior height of open section is 22 7/8"(581mm).
- Glides provide 1"(25mm) adjustment range.
- Ships fully assembled.

Specification Tips

- Credenza units are not field retrofittable.
- Designed to be used with Haworth's Integrated Palette; UniGroup Too, PREMISE, Reside Desking, and Intuity Bench.
- Credenza is freestanding and does not require a counterweight.
- If credenza is used in a nested application, verify clearance heights.

**Note:** The following products can be separately specified and field installed:

- Grommet
- Adjustable Shelf

To Order, Specify:

1) Product number, including:

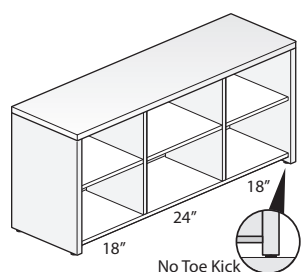
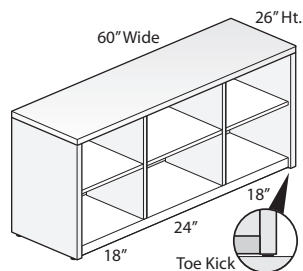
① Base Type:

- S** Standard Base
  - T** Base with Toe Kick, add **\$23.67** list
- 2) Laminate color for top and end panels.
- 3) Edge trim color for top and end panels.
- 4) Trim color for back/bottom/shelf.

## 2H Open Credenzas

60" Wide — Wood Case

Height	Actual Depth	Width	Number	①	Case - Wood Group A		Case - Wood Group B	
					Shelf & Back - Steel		Shelf & Back - Steel	
					Trim A	Trim B	Trim A	Trim B
18"(457mm) Open Left/24"(610mm) Open Center/18"(457mm) Open Right								
26"(660mm)	14 5/8"(371mm)	60"(1524mm)	GCWN-2660-TUTF	NN	\$1771.76	\$1800.79	\$1930.44	\$1959.47



GCWN-2660

### Features

- Includes:
  - Wood top, end panels, and interior vertical dividers.
  - Painted steel back panel, bottom panel, and one adjustable shelf for each open section.
- 1 3/16"(30mm) thick wood veneer top has 3mm edgeband on front and back, 1mm edgeband on both sides.
- Wood end panels and interior vertical dividers have 1mm edgeband on all sides.
- Each open section includes one adjustable shelf.
- Full back panel encloses the entire back of the credenza.
- Available with a standard side panel base, or base with toe kick panel:
  - Standard base; credenza end panels extend past the bottom panel to the floor, leaving 1 3/4"(30mm) open space below the bottom panel.
  - Base with toe kick; encloses the open space below the bottom panel.
- Each open section has three shelf mounting locations; hole locations are in 1 1/4"(32mm) increments, with the lowest location 10 1/4"(260mm) above bottom panel.
- Shelves are 3/4"(19mm) thick and 13"(330mm) deep.
- Interior height of open section is 22 7/8"(581mm).
- Glides provide 1"(25mm) adjustment range.
- Ships fully assembled.

### Specification Tips

- Credenza units are not field retrofitable.
- Designed to be used with Haworth's Integrated Palette; UniGroup Too, PREMISE, Reside Desking, and Intuity Bench.
- Credenza is freestanding and does not require a counterweight.
- If credenza is used in a nested application, verify clearance heights.

**Note:** The following products can be separately specified and field installed:

- Grommet
- Adjustable Shelf

### To Order, Specify:

1) Product number, including:

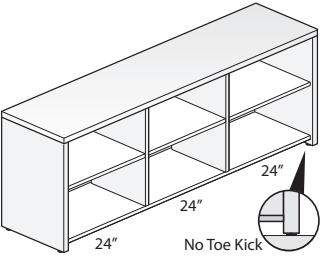
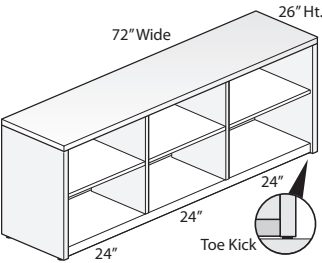
#### ① Base Type:

- S** Standard Base
  - T** Base with Toe Kick, add **\$23.67** list
- 2) Wood finish color for top and end panels.
- 3) Trim color for back/bottom/shelf.

2H Open Credenzas

72" Wide — Laminate Case

Height	Actual Depth	Width	Number	①	Case - Laminate A		Case - Laminate B	
					Shelf & Back - Steel Trim A	Trim B	Shelf & Back - Steel Trim A	Trim B
24"(610mm) Open Left/24"(610mm) Open Center/24"(610mm) Open Right								
26"(660mm)	14 5/8"(371mm)	72"(1829mm)	GCLN-2672-UUUF	NN	\$1013.53	\$1049.04	\$1086.39	\$1121.90



GCLN-2672

- Features**
- Includes:
    - Laminate top, end panels, and interior vertical dividers.
    - Painted steel back panel, bottom panel, and one adjustable shelf for each open section.
  - 1 3/16"(30mm) thick laminate top has 3mm edgeband on front and back, 1mm edgeband on both sides.
  - Laminate end panels and interior vertical dividers have 1mm edgeband on all sides.
  - Each open section includes one adjustable shelf.
  - Full back panel encloses the entire back of the credenza.
  - Available with a standard side panel base, or base with toe kick panel:
    - Standard base; credenza end panels extend past the bottom panel to the floor, leaving 1 3/4"(30mm) open space below the bottom panel.
    - Base with toe kick; encloses the open space below the bottom panel.
  - Each open section has three shelf mounting locations; hole locations are in 1 1/4"(32mm) increments, with the lowest location 10 1/4"(260mm) above bottom panel.
  - Shelves are 3/4"(19mm) thick and 13"(330mm) deep.
  - Interior height of open section is 22 7/8"(581mm).
  - Glides provide 1"(25mm) adjustment range.
  - Ships fully assembled.

- Specification Tips**
- Credenza units are not field retrofitable.
  - Designed to be used with Haworth's Integrated Palette; UniGroup Too, PREMISE, Reside Desking, and Intuity Bench.
  - Credenza is freestanding and does not require a counterweight.
  - If credenza is used in a nested application, verify clearance heights.

**Note:** The following products can be separately specified and field installed:

- Grommet
- Adjustable Shelf

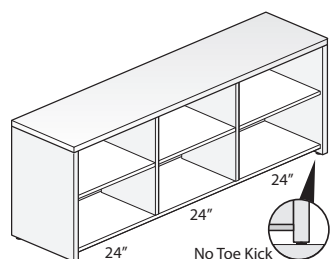
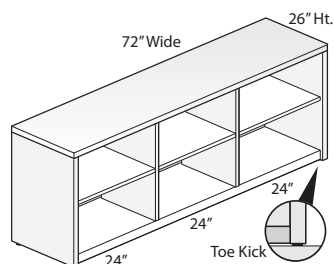
- To Order, Specify:**
- 1) Product number, including:
    - ① Base Type:**
      - S** Standard Base
      - T** Base with Toe Kick, add **\$30.15** list
  - 2) Laminate color for top and end panels.
  - 3) Edge trim color for top and end panels.
  - 4) Trim color for back/bottom/shelf.



## 2H Open Credenzas

72" Wide — Wood Case

Height	Actual Depth	Width	Number	①	Case - Wood Group A		Case - Wood Group B	
					Shelf & Back - Steel		Shelf & Back - Steel	
					Trim A	Trim B	Trim A	Trim B
24"(610mm) Open Left/24"(610mm) Open Center/24"(610mm) Open Right								
26"(660mm)	14 5/8"(371mm)	72"(1829mm)	GCWN-2672-UUUF	NN	\$1846.64	\$1882.15	\$2016.48	\$2051.99



GCWN-2672

### Features

- Includes:
  - Wood top, end panels, and interior vertical dividers.
  - Painted steel back panel, bottom panel, and one adjustable shelf for each open section.
- 1 3/16"(30mm) thick wood veneer top has 3mm edgeband on front and back, 1mm edgeband on both sides.
- Wood end panels and interior vertical dividers have 1mm edgeband on all sides.
- Each open section includes one adjustable shelf.
- Full back panel encloses the entire back of the credenza.
- Available with a standard side panel base, or base with toe kick panel:
  - Standard base; credenza end panels extend past the bottom panel to the floor, leaving 1 3/4"(30mm) open space below the bottom panel.
  - Base with toe kick; encloses the open space below the bottom panel.
- Each open section has three shelf mounting locations; hole locations are in 1 1/4"(32mm) increments, with the lowest location 10 1/4"(260mm) above bottom panel.
- Shelves are 3/4"(19mm) thick and 13"(330mm) deep.
- Interior height of open section is 22 7/8"(581mm).
- Glides provide 1"(25mm) adjustment range.
- Ships fully assembled.

### Specification Tips

- Credenza units are not field retrofitable.
- Designed to be used with Haworth's Integrated Palette; UniGroup Too, PREMISE, Reside Desking, and Intuity Bench.
- Credenza is freestanding and does not require a counterweight.
- If credenza is used in a nested application, verify clearance heights.

**Note:** The following products can be separately specified and field installed:

- Grommet
- Adjustable Shelf

### To Order, Specify:

1) Product number, including:

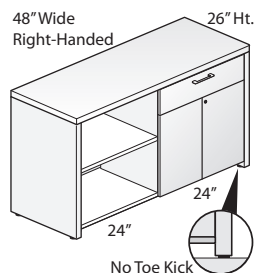
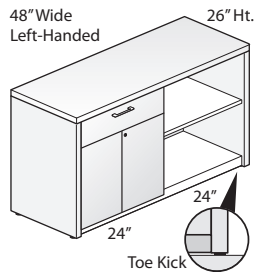
#### ① Base Type:

- S** Standard Base
- T** Base with Toe Kick, add **\$30.15** list

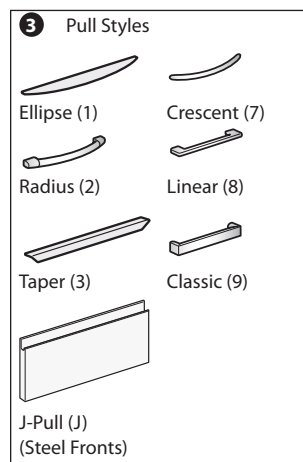
2) Wood finish color for top and end panels.  
3) Trim color for back/bottom/shelf.

## 2H Credenzas with Drawer and Doors

48" Wide — Laminate Case with Steel Front



GCLS-2648



### Features

- Includes:
  - Laminate top, end panels, and interior vertical divider.
  - Painted steel drawer/doors, back panel, bottom panel, and one adjustable shelf for the open section.
- 1 3/16"(30mm) thick laminate top has 3mm edgeband on front and back, 1mm edgeband on the sides.
- Laminate end panels and interior vertical divider have 1mm edgeband on all sides.
- Available with storage back panel or full back panel:
  - Storage back panel provides enclosure to the drawer/door section only.
  - Full back panel provides enclosure along the entire back.
- Available with a standard side panel base, or base with toe kick panel:
  - Standard base; credenza end panels extend past the bottom panel to the floor, leaving 1 3/4"(30mm) open space below the bottom panel.
  - Base with toe kick; encloses the open space below the bottom panel.
- Drawer has full-extension ball bearing slides.
- Hinged doors feature full access, free swing hinges, allowing the doors to open 100°.
- Hinged doors have a touch latch with no pulls; touch latch is located on the right-hand door; left-hand door opens only when right-hand door is open.
- Available with or without lock; single lock is chrome and locks the drawer and both doors; lock is located in upper left corner of right-hand door.
- Optional drawer pulls include Ellipse, Radius, Taper, Crescent, Linear, Classic, and J-Pull.
  - Ellipse pull available in non-metallic trim colors only.
  - Radius pull available in metallic trim colors only.
  - Taper pull color matches painted steel back, bottom, and shelf.
  - Crescent, Linear and Classic pulls are brushed nickel finish.
  - J-Pull trim color matches drawer front color.
- Open section includes one adjustable shelf; storage section does not include a shelf.
- Open section has three shelf mounting locations; hole locations are in 1 1/4"(32mm) increments, with the lowest location 10 1/4"(260mm) above bottom panel.
- Shelves are 3/4"(19mm) thick and 13"(330mm) deep.
- Interior height of open section is 22 7/8"(581mm).
- Glides provide 1"(25mm) adjustment range.
- Ships fully assembled.

### Specification Tips

- Credenza units are not field retrofitable.
- Designed to be used with Haworth's Integrated Palette; UniGroup Too, PREMISE, Reside Desking, and Intuity Bench.
- Credenza is freestanding and does not require a counterweight.
- Bookcase section with shelf is open at the back unless the credenza is specified with a full back panel.
- Drawer does not accommodate the File Drawer Insert.
- Accommodates binder height storage.
- Hinged door storage section does not accept separately specified shelves.
- If credenza is used in a nested application, verify clearance heights.

**Note:** The following products can be separately specified and field installed:

- Grommet
- Adjustable Shelf
- Drawer Liner
- Storage-to-Panel Bracket
- Floating Worksurface Bracket

### To Order, Specify:

1) Product number, including:

#### 1 Back Panel Type:

- C** Storage Back Panel
- F** Full Back Panel, add **\$28.92** list

#### 2 Base Type:

- S** Standard Base
- T** Base with Toe Kick, add **\$17.19** list

#### 3 Pull (see side bar):





































#### 4 Lock Option:

- N** No Lock
- Y** Lock, add **\$26.78** list

- Laminate color for top and end panels.
- Edge trim color for top and end panels.
- Trim color for drawer/door fronts.
- Trim color for back/bottom/shelf.
- Trim color for pull (Ellipse and Radius only).

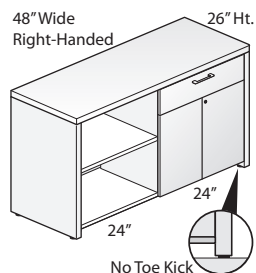
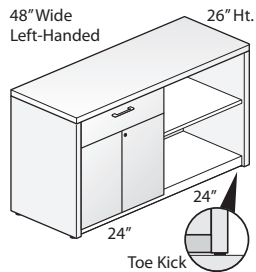
## 2H Credenzas with Drawer and Doors

48" Wide — Laminate Case with Steel Front

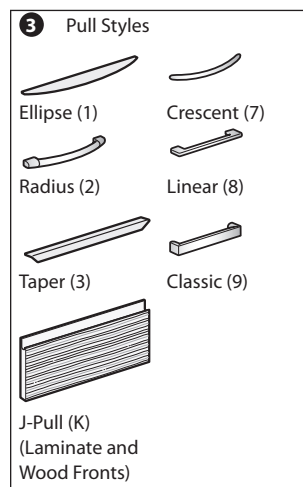
Height	Actual Depth	Width	Pull	Number	①②③④	Front - Steel Trim A Shelf & Back - Steel Trim A	Front - Steel Trim B Shelf & Back - Steel Trim B	Front - Steel Trim A Shelf & Back - Steel Trim A	Front - Steel Trim B Shelf & Back - Steel Trim B
<b>Case — Laminate A</b>									
<b>Left-Hand</b>									
<b>24"(610mm) Box Drawer with Hinged Doors Left/24"(610mm) Open Right</b>									
26"(660mm)	14 5/8"(371mm)	48"(1219mm)	J	GCLS-2648-MUN	  J 	\$ 964.56	\$ 972.59	\$ 982.82	\$ 990.85
			2, 3	GCLS-2648-MUN	  	991.34	999.37	1009.60	1017.63
			7, 8, 9	GCLS-2648-MUN	  	996.70	1004.73	1014.96	1022.99
<b>Right-Hand</b>									
<b>24"(610mm) Open Left/24"(610mm) Box Drawer with Hinged Doors Right</b>									
26"(660mm)	14 5/8"(371mm)	48"(1219mm)	J	GCLS-2648-UMN	  J 	\$ 964.56	\$ 972.59	\$ 982.82	\$ 990.85
			2, 3	GCLS-2648-UMN	  	991.34	999.37	1009.60	1017.63
			7, 8, 9	GCLS-2648-UMN	  	996.70	1004.73	1014.96	1022.99
<b>Case — Laminate B</b>									
<b>Left-Hand</b>									
<b>24"(610mm) Box Drawer with Hinged Doors Left/24"(610mm) Open Right</b>									
26"(660mm)	14 5/8"(371mm)	48"(1219mm)	J	GCLS-2648-MUN	  J 	\$1031.66	\$1039.69	\$1049.92	\$1057.95
			2, 3	GCLS-2648-MUN	  	1058.44	1066.47	1076.70	1084.73
			7, 8, 9	GCLS-2648-MUN	  	1063.80	1071.83	1082.06	1090.09
<b>Right-Hand</b>									
<b>24"(610mm) Open Left/24"(610mm) Box Drawer with Hinged Doors Right</b>									
26"(660mm)	14 5/8"(371mm)	48"(1219mm)	J	GCLS-2648-UMN	  J 	\$1031.66	\$1039.69	\$1049.92	\$1057.95
			2, 3	GCLS-2648-UMN	  	1058.44	1066.47	1076.70	1084.73
			7, 8, 9	GCLS-2648-UMN	  	1063.80	1071.83	1082.06	1090.09

## 2H Credenzas with Drawer and Doors

48" Wide — Laminate Case with Laminate Front



GCLL-2648



### Features

- Includes:
  - Laminate top, end panels, interior vertical divider, and drawer/doors.
  - Painted steel back panel, bottom panel, and one adjustable shelf for the open section.
- 1 3/16" (30mm) thick laminate top has 3mm edgeband on front and back, 1mm edgeband on the sides.
- Laminate end panels and interior vertical divider have 1mm edgeband on all sides.
- Available with storage back panel or full back panel:
  - Storage back panel provides enclosure to the drawer/door section only.
  - Full back panel provides enclosure along the entire back.
- Available with a standard side panel base, or base with toe kick panel:
  - Standard base; credenza end panels extend past the bottom panel to the floor, leaving 1 3/4" (30mm) open space below the bottom panel.
  - Base with toe kick; encloses the open space below the bottom panel.
- Drawer has full-extension ball bearing slides.
- Hinged doors feature full access, free swing hinges, allowing the doors to open 100°.
- Hinged doors have a touch latch with no pulls; touch latch is located on the right-hand door; left-hand door opens only when right-hand door is open.
- Available with or without lock; single lock is chrome and locks the drawer and both doors; lock is located in upper left corner of right-hand door.
- Optional drawer pulls include Ellipse, Radius, Taper, Crescent, Linear, Classic, and J-Pull.
  - Ellipse pull available in non-metallic trim colors only.
  - Radius pull available in metallic trim colors only.
  - Taper and J-Pull color matches painted steel back, bottom, and shelf.
  - Crescent, Linear and Classic pulls are brushed nickel finish.
- Open section includes one adjustable shelf; storage section does not include a shelf.
- Open section has three shelf mounting locations; hole locations are in 1 1/4" (32mm) increments, with the lowest location 10 1/4" (260mm) above bottom panel.
- Shelves are 3/4" (19mm) thick and 13" (330mm) deep.
- Interior height of open section is 22 7/8" (581mm).
- Glides provide 1" (25mm) adjustment range.
- Ships fully assembled.

### Specification Tips

- Credenza units are not field retrofitable.
- Designed to be used with Haworth's Integrated Palette; UniGroup Too, PREMISE, Reside Desking, and Intuity Bench.
- Credenza is freestanding and does not require a counterweight.
- Bookcase section with shelf is open at the back unless the credenza is specified with a full back panel.
- Drawer does not accommodate the File Drawer Insert.
- Accommodates binder height storage.
- Hinged door storage section does not accept separately specified shelves.
- If credenza is used in a nested application, verify clearance heights.

**Note:** The following products can be separately specified and field installed:

- Grommet
- Adjustable Shelf
- Drawer Liner
- Storage-to-Panel Bracket
- Floating Worksurface Bracket

### To Order, Specify:

1) Product number, including:

#### 1 Back Panel Type:

- C** Storage Back Panel
- F** Full Back Panel, add **\$28.92** list

#### 2 Base Type:

- S** Standard Base
- T** Base with Toe Kick, add **\$17.19** list

#### 3 Pull (see side bar):

#### 4 Lock Option:

- N** No Lock
- Y** Lock, add **\$26.78** list

- Laminate color for top and end panels.
- Edge trim color for top and end panels.
- Laminate color for drawer/door fronts.
- Edge trim color for drawer/door fronts.
- Trim color for back/bottom/shelf.
- Trim color for pull (Ellipse and Radius only).

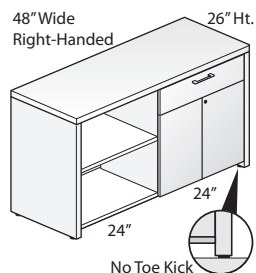
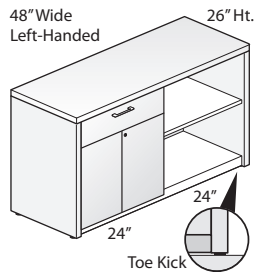
## 2H Credenzas with Drawer and Doors

48" Wide — Laminate Case with Laminate Front

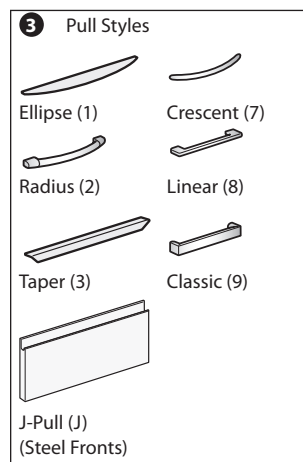
Height	Actual Depth	Width	Pull	Number	①②③④	Front - Laminate A		Front - Laminate B	
						Shelf & Back - Steel Trim A	Shelf & Back - Steel Trim B	Shelf & Back - Steel Trim A	Shelf & Back - Steel Trim B
Case — Laminate A									
Left-Hand									
24”(610mm) Box Drawer with Hinged Doors Left/24”(610mm) Open Right									
26”(660mm)	14 5/8”(371mm)	48”(1219mm)	2, 3	GCLL-2648-MUN	<div><div></div><div></div><div></div><div></div></div>	\$1076.90	\$1084.93	\$1147.52	\$1155.55
			7, 8, 9	GCLL-2648-MUN	<div><div></div><div></div><div></div><div></div></div>	1082.26	1090.29	1152.88	1160.91
			K	GCLL-2648-MUN	<div><div></div><div></div><div>K</div><div></div></div>	1114.39	1122.42	1185.01	1193.04
Right-Hand									
24”(610mm) Open Left/24”(610mm) Box Drawer with Hinged Doors Right									
26”(660mm)	14 5/8”(371mm)	48”(1219mm)	2, 3	GCLL-2648-UMN	<div><div></div><div></div><div></div><div></div></div>	\$1076.90	\$1084.93	\$1147.52	\$1155.55
			7, 8, 9	GCLL-2648-UMN	<div><div></div><div></div><div></div><div></div></div>	1082.26	1090.29	1152.88	1160.91
			K	GCLL-2648-UMN	<div><div></div><div></div><div>K</div><div></div></div>	1114.39	1122.42	1185.01	1193.04
Case — Laminate B									
Left-Hand									
24”(610mm) Box Drawer with Hinged Doors Left/24”(610mm) Open Right									
26”(660mm)	14 5/8”(371mm)	48”(1219mm)	2, 3	GCLL-2648-MUN	<div><div></div><div></div><div></div><div></div></div>	\$1144.00	\$1152.03	\$1214.62	\$1222.65
			7, 8, 9	GCLL-2648-MUN	<div><div></div><div></div><div></div><div></div></div>	1149.36	1157.39	1219.98	1228.01
			K	GCLL-2648-MUN	<div><div></div><div></div><div>K</div><div></div></div>	1181.49	1189.52	1252.11	1260.14
Right-Hand									
24”(610mm) Open Left/24”(610mm) Box Drawer with Hinged Doors Right									
26”(660mm)	14 5/8”(371mm)	48”(1219mm)	2, 3	GCLL-2648-UMN	<div><div></div><div></div><div></div><div></div></div>	\$1144.00	\$1152.03	\$1214.62	\$1222.65
			7, 8, 9	GCLL-2648-UMN	<div><div></div><div></div><div></div><div></div></div>	1149.36	1157.39	1219.98	1228.01
			K	GCLL-2648-UMN	<div><div></div><div></div><div>K</div><div></div></div>	1181.49	1189.52	1252.11	1260.14

## 2H Credenzas with Drawer and Doors

48" Wide — Wood Case with Steel Front



GCWS-2648



### Features

- Includes:
  - Wood top, end panels, and interior vertical divider.
  - Painted steel drawer/doors, back panel, bottom panel, and one adjustable shelf for each open section.
- 1 3/16" (30mm) thick wood veneer top has 3mm edgeband on front and back, 1mm edgeband on the sides.
- Wood end panels and interior vertical divider have 1mm edgeband on all sides.
- Available with storage back panel or full back panel:
  - Storage back panel provides enclosure to the drawer/door section only.
  - Full back panel provides enclosure along the entire back.
- Available with a standard side panel base, or base with toe kick panel:
  - Standard base; credenza end panels extend past the bottom panel to the floor, leaving 1 3/4" (30mm) open space below the bottom panel.
  - Base with toe kick; encloses the open space below the bottom panel.
- Drawer has full-extension ball bearing slides.
- Hinged doors feature full access, free swing hinges, allowing the doors to open 100°.
- Hinged doors have a touch latch with no pulls; touch latch is located on the right-hand door; left-hand door opens only when right-hand door is open.
- Available with or without lock; single lock is chrome and locks the drawer and both doors; lock is located in upper left corner of right-hand door.
- Optional drawer pulls include Ellipse, Radius, Taper, Crescent, Linear, Classic, and J-Pull.
  - Ellipse pull available in non-metallic trim colors only.
  - Radius pull available in metallic trim colors only.
  - Taper pull color matches painted steel back, bottom, and shelf.
  - Crescent, Linear and Classic pulls are brushed nickel finish.
  - J-Pull trim color matches drawer front color.
- Open section includes one adjustable shelf; storage section does not include a shelf.
- Open section has three shelf mounting locations; hole locations are in 1 1/4" (32mm) increments, with the lowest location 10 1/4" (260mm) above bottom panel.
- Shelves are 3/4" (19mm) thick and 13" (330mm) deep.
- Interior height of open section is 22 7/8" (581mm).
- Glides provide 1" (25mm) adjustment range.
- Ships fully assembled.

### Specification Tips

- Credenza units are not field retrofitable.
- Designed to be used with Haworth's Integrated Palette; UniGroup Too, PREMISE, Reside Desking, and Intuity Bench.
- Credenza is freestanding and does not require a counterweight.
- Bookcase section with shelf is open at the back unless the credenza is specified with a full back panel.
- Drawer does not accommodate the File Drawer Insert.
- Accommodates binder height storage.
- Hinged door storage section does not accept separately specified shelves.
- If credenza is used in a nested application, verify clearance heights.

**Note:** The following products can be separately specified and field installed:

- Grommet
- Adjustable Shelf
- Drawer Liner
- Storage-to-Panel Bracket
- Floating Worksurface Bracket

### To Order, Specify:

1) Product number, including:

#### 1 Back Panel Type:

- C** Storage Back Panel
- F** Full Back Panel, add **\$28.92** list

#### 2 Base Type:

- S** Standard Base
- T** Base with Toe Kick, add **\$17.19** list

#### 3 Pull (see side bar):

#### 4 Lock Option:

- N** No Lock
- Y** Lock, add **\$26.78** list

2) Wood finish color for top and end panels.

3) Trim color for drawer/door fronts.

4) Trim color for back/bottom/shelf.

5) Trim color for pull (Ellipse and Radius only).

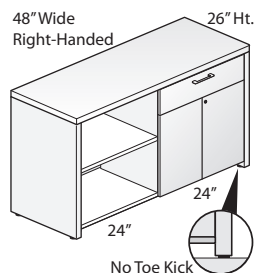
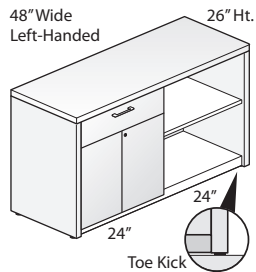
## 2H Credenzas with Drawer and Doors

48" Wide — Wood Case with Steel Front

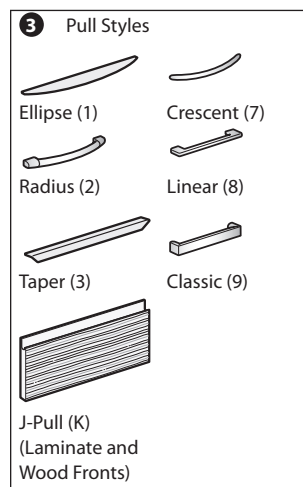
Height	Actual Depth	Width	Pull	Number	①②③④	Front - Steel Trim A Shelf & Back - Steel Trim A	Front - Steel Trim B Shelf & Back - Steel Trim B	Front - Steel Trim A Shelf & Back - Steel Trim A	Front - Steel Trim B Shelf & Back - Steel Trim B
<b>Case — Wood Group A</b>									
<b>Left-Hand</b>									
<b>24"(610mm) Box Drawer with Hinged Doors Left/24"(610mm) Open Right</b>									
26"(660mm)	14 5/8"(371mm)	48"(1219mm)	J	GCWS-2648-MUN	■ ■ J ■	\$1742.95	\$1750.98	\$1761.21	\$1769.24
			2, 3	GCWS-2648-MUN	■ ■ ■ ■	1769.73	1777.76	1787.99	1796.02
			7, 8, 9	GCWS-2648-MUN	■ ■ ■ ■	1775.09	1783.12	1793.35	1801.38
<b>Right-Hand</b>									
<b>24"(610mm) Open Left/24"(610mm) Box Drawer with Hinged Doors Right</b>									
26"(660mm)	14 5/8"(371mm)	48"(1219mm)	J	GCWS-2648-UMN	■ ■ J ■	\$1742.95	\$1750.98	\$1761.21	\$1769.24
			2, 3	GCWS-2648-UMN	■ ■ ■ ■	1769.73	1777.76	1787.99	1796.02
			7, 8, 9	GCWS-2648-UMN	■ ■ ■ ■	1775.09	1783.12	1793.35	1801.38
<b>Case — Wood Group B</b>									
<b>Left-Hand</b>									
<b>24"(610mm) Box Drawer with Hinged Doors Left/24"(610mm) Open Right</b>									
26"(660mm)	14 5/8"(371mm)	48"(1219mm)	J	GCWS-2648-MUN	■ ■ J ■	\$1890.47	\$1898.50	\$1908.73	\$1916.76
			2, 3	GCWS-2648-MUN	■ ■ ■ ■	1917.25	1925.28	1935.51	1943.54
			7, 8, 9	GCWS-2648-MUN	■ ■ ■ ■	1922.61	1930.64	1940.87	1948.90
<b>Right-Hand</b>									
<b>24"(610mm) Open Left/24"(610mm) Box Drawer with Hinged Doors Right</b>									
26"(660mm)	14 5/8"(371mm)	48"(1219mm)	J	GCWS-2648-UMN	■ ■ J ■	\$1890.47	\$1898.50	\$1908.73	\$1916.76
			2, 3	GCWS-2648-UMN	■ ■ ■ ■	1917.25	1925.28	1935.51	1943.54
			7, 8, 9	GCWS-2648-UMN	■ ■ ■ ■	1922.61	1930.64	1940.87	1948.90

## 2H Credenzas with Drawer and Doors

48" Wide — Wood Case with Wood Front



GCWW-2648



### Features

- Includes:
  - Wood top, end panels, interior vertical divider, and drawer/doors.
  - Painted steel back panel, bottom panel, and one adjustable shelf for the open section.
- 1 3/16"(30mm) thick wood veneer top has 3mm edgeband on front and back, 1mm edgeband on the sides.
- Wood drawer/doors, end panels, and interior vertical divider have 1mm edgeband on all sides.
- Available with storage back panel or full back panel:
  - Storage back panel provides enclosure to the drawer/door section only.
  - Full back panel provides enclosure along the entire back.
- Available with a standard side panel base, or base with toe kick panel:
  - Standard base; credenza end panels extend past the bottom panel to the floor, leaving 1 3/4"(30mm) open space below the bottom panel.
  - Base with toe kick; encloses the open space below the bottom panel.
- Drawer has full-extension ball bearing slides.
- Hinged doors feature full access, free swing hinges, allowing the doors to open 100°.
- Hinged doors have a touch latch with no pulls; touch latch is located on the right-hand door; left-hand door opens only when right-hand door is open.
- Available with or without lock; single lock is chrome and locks the drawer and both doors; lock is located in upper left corner of right-hand door.
- Optional drawer pulls include Ellipse, Radius, Taper, Crescent, Linear, Classic, and J-Pull.
  - Ellipse pull available in non-metallic trim colors only.
  - Radius pull available in metallic trim colors only.
  - Taper and J-Pull color matches painted steel back, bottom, and shelf.
  - Crescent, Linear and Classic pulls are brushed nickel finish.
- Open section includes one adjustable shelf; storage section does not include a shelf.
- Each open section has three shelf mounting locations; hole locations are in 1 1/4"(32mm) increments, with the lowest location 10 1/4"(260mm) above bottom panel.
- Shelves are 3/4"(19mm) thick and 13"(330mm) deep.
- Interior height of open section is 22 7/8"(581mm).
- Glides provide 1"(25mm) adjustment range.
- Ships fully assembled.

### Specification Tips

- Credenza units are not field retrofitable.
- Designed to be used with Haworth's Integrated Palette; UniGroup Too, PREMISE, Reside Desking, and Intuity Bench.
- Credenza is freestanding and does not require a counterweight.
- Bookcase section with shelf is open at the back unless the credenza is specified with a full back panel.
- Drawer does not accommodate the File Drawer Insert.
- Accommodates binder height storage.
- Hinged door storage section does not accept separately specified shelves.
- If credenza is used in a nested application, verify clearance heights.

**Note:** The following products can be separately specified and field installed:

- Grommet
- Adjustable Shelf
- Drawer Liner
- Storage-to-Panel Bracket
- Floating Worksurface Bracket

### To Order, Specify:

1) Product number, including:

#### 1 Back Panel Type:

- C** Storage Back Panel
- F** Full Back Panel, add **\$28.92** list

#### 2 Base Type:

- S** Standard Base
- T** Base with Toe Kick, add **\$17.19** list

#### 3 Pull (see side bar):

#### 4 Lock Option:

- N** No Lock
- Y** Lock, add **\$26.78** list

2) Wood finish color for top and end panels.

3) Wood finish color for drawer/door fronts.

4) Trim color for back/bottom/shelf.

5) Trim color for pull (Ellipse and Radius only).



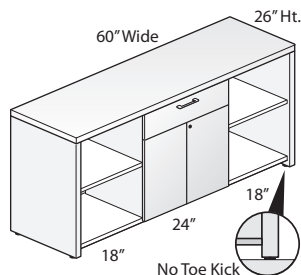
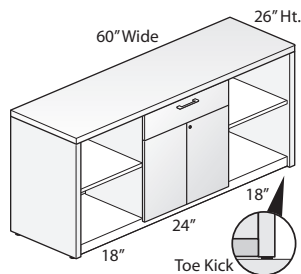
## 2H Credenzas with Drawer and Doors

48" Wide — Wood Case with Wood Front

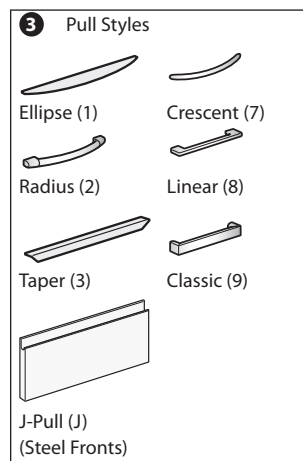
Height	Actual Depth	Width	Pull	Number	①②③④	Front - Wood Group A		Front - Wood Group B	
						Shelf & Back - Steel Trim A	Steel Trim B	Shelf & Back - Steel Trim A	Steel Trim B
Case — Wood Group A									
Left-Hand									
24”(610mm) Box Drawer with Hinged Doors Left/24”(610mm) Open Right									
26”(660mm)	14 5/8”(371mm)	48”(1219mm)	2, 3	GCWW-2648-MUN	<div><div></div><div></div><div></div><div></div></div>	\$1990.56	\$1998.59	\$2029.95	\$2037.98
			7, 8, 9	GCWW-2648-MUN	<div><div></div><div></div><div></div><div></div></div>	1995.92	2003.95	2035.31	2043.34
			K	GCWW-2648-MUN	<div><div></div><div></div><div>K</div><div></div></div>	2028.05	2036.08	2067.44	2075.47
Right-Hand									
24”(610mm) Open Left/24”(610mm) Box Drawer with Hinged Doors Right									
26”(660mm)	14 5/8”(371mm)	48”(1219mm)	2, 3	GCWW-2648-UMN	<div><div></div><div></div><div></div><div></div></div>	\$1990.56	\$1998.59	\$2029.95	\$2037.98
			7, 8, 9	GCWW-2648-UMN	<div><div></div><div></div><div></div><div></div></div>	1995.92	2003.95	2035.31	2043.34
			K	GCWW-2648-UMN	<div><div></div><div></div><div>K</div><div></div></div>	2028.05	2036.08	2067.44	2075.47
Case — Wood Group B									
Left-Hand									
24”(610mm) Box Drawer with Hinged Doors Left/24”(610mm) Open Right									
26”(660mm)	14 5/8”(371mm)	48”(1219mm)	2, 3	GCWW-2648-MUN	<div><div></div><div></div><div></div><div></div></div>	\$2138.08	\$2146.11	\$2177.47	\$2185.50
			7, 8, 9	GCWW-2648-MUN	<div><div></div><div></div><div></div><div></div></div>	2143.44	2151.47	2182.83	2190.86
			K	GCWW-2648-MUN	<div><div></div><div></div><div>K</div><div></div></div>	2175.57	2183.60	2214.96	2222.99
Right-Hand									
24”(610mm) Open Left/24”(610mm) Box Drawer with Hinged Doors Right									
26”(660mm)	14 5/8”(371mm)	48”(1219mm)	2, 3	GCWW-2648-UMN	<div><div></div><div></div><div></div><div></div></div>	\$2138.08	\$2146.11	\$2177.47	\$2185.50
			7, 8, 9	GCWW-2648-UMN	<div><div></div><div></div><div></div><div></div></div>	2143.44	2151.47	2182.83	2190.86
			K	GCWW-2648-UMN	<div><div></div><div></div><div>K</div><div></div></div>	2175.57	2183.60	2214.96	2222.99

## 2H Credenzas with Drawer and Doors

60" Wide — Laminate Case with Steel Front



GCLS-2660



### Features

- Includes:
  - Laminate top, end panels, and interior vertical divider(s).
  - Painted steel drawer/doors, back panel, bottom panel, and one adjustable shelf for each open section.
- 1 3/16"(30mm) thick laminate top has 3mm edgeband on front and back, 1mm edgeband on the sides.
- Laminate end panels and interior vertical dividers have 1mm edgeband on all sides.
- Available with storage back panel or full back panel:
  - Storage back panel provides enclosure to the drawer/door section only.
  - Full back panel provides enclosure along the entire back.
- Available with a standard side panel base, or base with toe kick panel:
  - Standard base; credenza end panels extend past the bottom panel to the floor, leaving 1 3/4"(30mm) open space below the bottom panel.
  - Base with toe kick; encloses the open space below the bottom panel.
- Drawer has full-extension ball bearing slides.
- Hinged doors feature full access, free swing hinges, allowing the doors to open 100°.
- Hinged doors have a touch latch with no pulls; touch latch is located on the right-hand door; left-hand door opens only when right-hand door is open.
- Available with or without lock; single lock is chrome and locks the drawer and both doors; lock is located in upper left corner of right-hand door.
- Optional drawer pulls include Ellipse, Radius, Taper, Crescent, Linear, Classic, and J-Pull.
  - Ellipse pull available in non-metallic trim colors only.
  - Radius pull available in metallic trim colors only.
  - Taper pull color matches painted steel back, bottom, and shelf.
  - Crescent, Linear and Classic pulls are brushed nickel finish.
  - J-Pull trim color matches drawer front color.
- Each open section includes one adjustable shelf; storage section does not include a shelf.
- Each open section has three mounting locations; hole locations are in 1 1/4"(32mm) increments, with the lowest location 10 1/4"(260mm) above bottom panel.
- Shelves are 3/4"(19mm) thick and 13"(330mm) deep.
- Interior height of open section is 22 7/8"(581mm).
- Glides provide 1"(25mm) adjustment range.
- Ships fully assembled.

### Specification Tips

- Credenza units are not field retrofitable.
- Designed to be used with Haworth's Integrated Palette; UniGroup Too, PREMISE, Reside Desking, and Intuity Bench.
- Credenza is freestanding and does not require a counterweight.
- Bookcase section with shelf is open at the back unless the credenza is specified with a full back panel.
- Drawer does not accommodate the File Drawer Insert.
- Accommodates binder height storage.
- Hinged door storage section does not accept separately specified shelves.
- If credenza is used in a nested application, verify clearance heights.

**Note:** The following products can be separately specified and field installed:

- Grommet
- Adjustable Shelf
- Drawer Liner
- Storage-to-Panel Bracket
- Floating Worksurface Bracket

### To Order, Specify:

1) Product number, including:

#### 1 Back Panel Type:

- C** Storage Back Panel
- F** Full Back Panel, add **\$41.78** list

#### 2 Base Type:

- S** Standard Base
- T** Base with Toe Kick, add **\$23.67** list

#### 3 Pull (see side bar):

#### 4 Lock Option:

- N** No Lock
- Y** Lock, add **\$26.78** list

- Laminate color for top and end panels.
- Edge trim color for top and end panels.
- Trim color for drawer/door fronts.
- Trim color for back/bottom/shelf.
- Trim color for pull (Ellipse and Radius only).

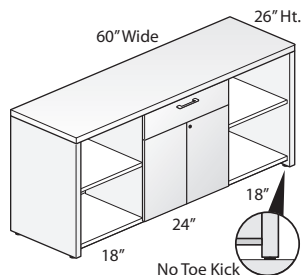
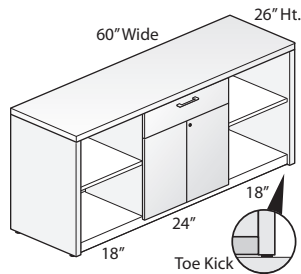
## 2H Credenzas with Drawer and Doors

60" Wide — Laminate Case with Steel Front

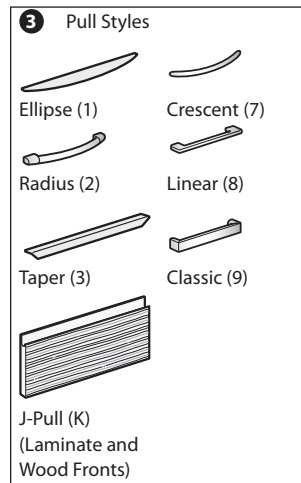
Height	Actual Depth	Width	Pull	Number	①②③④	Front - Steel Trim A Shelf & Back - Steel Trim A	Front - Steel Trim B Shelf & Back - Steel Trim B	Front - Steel Trim A Shelf & Back - Steel Trim A	Front - Steel Trim B Shelf & Back - Steel Trim B
<b>Case — Laminate A</b>									
<b>18"(457mm) Open Left/24"(610mm) Box Drawer with Hinged Doors Center/18"(457mm) Open Right</b>									
26"(660mm)	14 5/8"(371mm)	60"(1524mm)	J	GCLS-2660-TMT	■ ■ J ■	\$1031.38	\$1039.41	\$1056.12	\$1064.15
			2, 3	GCLS-2660-TMT	■ ■ ■ ■	1058.16	1066.19	1082.90	1090.93
			7, 8, 9	GCLS-2660-TMT	■ ■ ■ ■	1063.52	1071.55	1088.26	1096.29
<b>Case — Laminate B</b>									
<b>18"(457mm) Open Left/24"(610mm) Box Drawer with Hinged Doors Center/18"(457mm) Open Right</b>									
26"(660mm)	14 5/8"(371mm)	48"(1219mm)	J	GCLS-2660-TMT	■ ■ J ■	\$1101.36	\$1109.39	\$1126.10	\$1134.13
			2, 3	GCLS-2660-TMT	■ ■ ■ ■	1128.14	1136.17	1152.88	1160.91
			7, 8, 9	GCLS-2660-TMT	■ ■ ■ ■	1133.50	1141.53	1158.24	1166.27

## 2H Credenzas with Drawer and Doors

60" Wide — Laminate Case with Laminate Front



GCLL-2660



### Features

- Includes:
  - Laminate top, end panels, interior vertical divider(s), and drawer/doors.
  - Painted steel back panel, bottom panel, and one adjustable shelf for each open section.
- 1 3/16" (30mm) thick laminate top has 3mm edgeband on front and back, 1mm edgeband on the sides.
- Laminate drawer/doors, end panels, and interior dividers have 1mm edgeband on all sides.
- Available with storage back panel or full back panel:
  - Storage back panel provides enclosure to the drawer/door section only.
  - Full back panel provides enclosure along the entire back.
- Available with a standard side panel base, or base with toe kick panel:
  - Standard base; credenza end panels extend past the bottom panel to the floor, leaving 1 3/4" (30mm) open space below the bottom panel.
  - Base with toe kick; encloses the open space below the bottom panel.
- Drawer has full-extension ball bearing slides.
- Hinged doors feature full access, free swing hinges, allowing the doors to open 100°.
- Hinged doors have a touch latch with no pulls; touch latch is located on the right-hand door; left-hand door opens only when right-hand door is open.
- Available with or without lock; single lock is chrome and locks the drawer and both doors; lock is located in upper left corner of right-hand door.
- Optional drawer pulls include Ellipse, Radius, Taper, Crescent, Linear, Classic, and J-Pull.
  - Ellipse pull available in non-metallic trim colors only.
  - Radius pull available in metallic trim colors only.
  - Taper and J-Pull color matches painted steel back, bottom, and shelf.
  - Crescent, Linear and Classic pulls are brushed nickel finish.
- Each open section includes one adjustable shelf; storage section does not include a shelf.
- Each open section has three shelf mounting locations; hole locations are in 1 1/4" (32mm) increments, with the lowest location 10 1/4" (260mm) above bottom panel.
- Shelves are 3/4" (19mm) thick and 13" (330mm) deep.
- Interior height of open section is 22 7/8" (581mm).
- Glides provide 1" (25mm) adjustment range.
- Ships fully assembled.

### Specification Tips

- Credenza units are not field retrofitable.
- Designed to be used with Haworth's Integrated Palette; UniGroup Too, PREMISE, Reside Desking, and Intuity Bench.
- Credenza is freestanding and does not require a counterweight.
- Bookcase section with shelf is open at the back unless the credenza is specified with a full back panel.
- Drawer does not accommodate the File Drawer Insert.
- Accommodates binder height storage.
- Hinged door storage section does not accept separately specified shelves.
- If credenza is used in a nested application, verify clearance heights.

**Note:** The following products can be separately specified and field installed:

- Grommet
- Adjustable Shelf
- Drawer Liner
- Storage-to-Panel Bracket
- Floating Worksurface Bracket

### To Order, Specify:

1) Product number, including:

#### 1 Back Panel Type:

- C** Storage Back Panel
- F** Full Back Panel, add **\$41.78** list

#### 2 Base Type:

- S** Standard Base
- T** Base with Toe Kick, add **\$23.67** list

#### 3 Pull (see side bar):

#### 4 Lock Option:

- N** No Lock
- Y** Lock, add **\$26.78** list

- Laminate color for top and end panels.
- Edge trim color for top and end panels.
- Laminate color for drawer/door fronts.
- Edge trim color for drawer/door fronts.
- Trim color for back/bottom/shelf.
- Trim color for pull (Ellipse and Radius only).

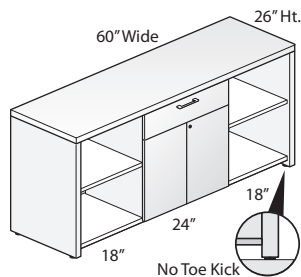
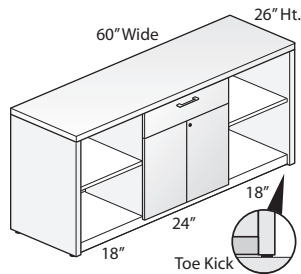
## 2H Credenzas with Drawer and Doors

60" Wide — Laminate Case with Laminate Front

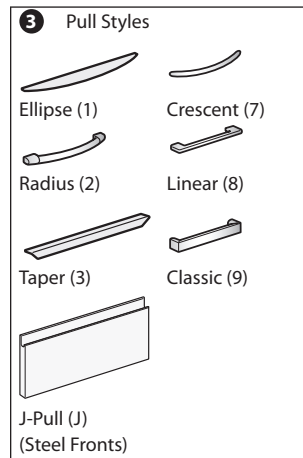
Height	Actual Depth	Width	Pull	Number	①②③④	Front - Laminate A Shelf & Back - Steel		Front - Laminate B Shelf & Back - Steel	
						Trim A	Trim B	Trim A	Trim B
Case — Laminate A									
18”(457mm) Open Left/24”(610mm) Box Drawer with Hinged Doors Center/18”(457mm) Open Right									
26”(660mm)	14 5/8”(371mm)	60”(1524mm)	2, 3	GCLL-2660-TMT	<div><div></div><div></div><div></div><div></div></div>	\$1170.36	\$1178.39	\$1243.26	\$1251.29
			7, 8, 9	GCLL-2660-TMT	<div><div></div><div></div><div></div><div></div></div>	1175.72	1183.75	1248.62	1256.65
			K	GCLL-2660-TMT	<div><div></div><div></div><div>K</div><div></div></div>	1207.85	1215.88	1280.75	1288.78
Case — Laminate B									
18”(457mm) Open Left/24”(610mm) Box Drawer with Hinged Doors Center/18”(457mm) Open Right									
26”(660mm)	14 5/8”(371mm)	60”(1524mm)	2, 3	GCLL-2660-TMT	<div><div></div><div></div><div></div><div></div></div>	\$1240.34	\$1248.37	\$1313.24	\$1321.27
			7, 8, 9	GCLL-2660-TMT	<div><div></div><div></div><div></div><div></div></div>	1245.70	1253.73	1318.60	1326.63
			K	GCLL-2660-TMT	<div><div></div><div></div><div>K</div><div></div></div>	1277.83	1285.86	1350.73	1358.76

## 2H Credenzas with Drawer and Doors

60" Wide — Wood Case with Steel Front



GCWS-2660



### Features

- Includes:
  - Wood top, end panels, interior vertical divider(s).
  - Painted steel drawer/doors, back panel, bottom panel, and one adjustable shelf for each open section.
- 1 3/16" (30mm) thick wood veneer top has 3mm edgeband on front and back, 1mm edgeband on the sides.
- Wood end panels and interior vertical dividers have 1mm edgeband on all sides.
- Available with storage back panel or full back panel:
  - Storage back panel provides enclosure to the drawer/door section only.
  - Full back panel provides enclosure along the entire back.
- Available with a standard side panel base, or base with toe kick panel:
  - Standard base; credenza end panels extend past the bottom panel to the floor, leaving 1 3/4" (30mm) open space below the bottom panel.
  - Base with toe kick; encloses the open space below the bottom panel.
- Drawer has full-extension ball bearing slides.
- Hinged doors feature full access, free swing hinges, allowing the doors to open 100°.
- Hinged doors have a touch latch with no pulls; touch latch is located on the right-hand door; left-hand door opens only when right-hand door is open.
- Available with or without lock; single lock is chrome and locks the drawer and both doors; lock is located in upper left corner of right-hand door.
- Optional drawer pulls include Ellipse, Radius, Taper, Crescent, Linear, Classic, and J-Pull.
  - Ellipse pull available in non-metallic trim colors only.
  - Radius pull available in metallic trim colors only.
  - Taper pull color matches painted steel back, bottom, and shelf.
  - Crescent, Linear and Classic pulls are brushed nickel finish.
  - J-Pull trim color matches drawer front color.
- Each open section includes one adjustable shelf; storage section does not include a shelf.
- Each open section has three shelf mounting locations; hole locations are in 1 1/4" (32mm) increments, with the lowest location 10 1/4" (260mm) above bottom panel.
- Shelves are 3/4" (19mm) thick and 13" (330mm) deep.
- Interior height of open section is 22 7/8" (581mm).
- Glides provide 1" (25mm) adjustment range.
- Ships fully assembled.

### Specification Tips

- Credenza units are not field retrofitable.
- Designed to be used with Haworth's Integrated Palette; UniGroup Too, PREMISE, Reside Desking, and Intuity Bench.
- Credenza is freestanding and does not require a counterweight.
- Bookcase section with shelf is open at the back unless the credenza is specified with a full back panel.
- Drawer does not accommodate the File Drawer Insert.
- Accommodates binder height storage.
- Hinged door storage section does not accept separately specified shelves.
- If credenza is used in a nested application, verify clearance heights.

**Note:** The following products can be separately specified and field installed:

- Grommet
- Adjustable Shelf
- Drawer Liner
- Storage-to-Panel Bracket
- Floating Worksurface Bracket

### To Order, Specify:

1) Product number, including:

#### 1 Back Panel Type:

- C** Storage Back Panel
- F** Full Back Panel, add **\$41.78** list

#### 2 Base Type:

- S** Standard Base
- T** Base with Toe Kick, add **\$23.67** list

#### 3 Pull (see side bar):

#### 4 Lock Option:

- N** No Lock
- Y** Lock, add **\$26.78** list

2) Wood finish color for top and end panels.

3) Trim color for drawer/door fronts.

4) Trim color for back/bottom/shelf.

5) Trim color for pull (Ellipse and Radius only).

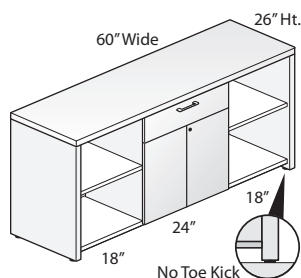
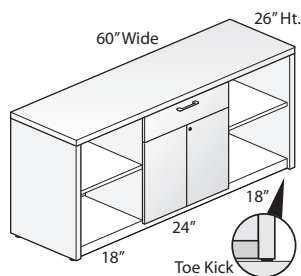
## 2H Credenzas with Drawer and Doors

60" Wide — Wood Case with Steel Front

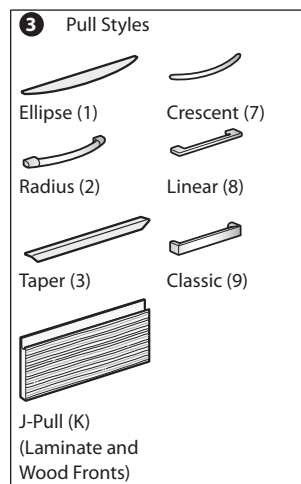
Height	Actual Depth	Width	Pull	Number	①②③④	Front - Steel Trim A Shelf & Back - Steel Trim A	Front - Steel Trim B Shelf & Back - Steel Trim B	Front - Steel Trim A Shelf & Back - Steel Trim A	Front - Steel Trim B Shelf & Back - Steel Trim B
<b>Case — Wood Group A</b>									
<b>18"(457mm) Open Left/24"(610mm) Box Drawer with Hinged Doors Center/18"(457mm) Open Right</b>									
26"(660mm)	14 5/8"(371mm)	60"(1524mm)	J	GCWS-2660-TMT	■ ■ J ■	\$1837.13	\$1845.16	\$1861.87	\$1869.90
			2, 3	GCWS-2660-TMT	■ ■ ■ ■	1863.91	1871.94	1888.65	1896.68
			7, 8, 9	GCWS-2660-TMT	■ ■ ■ ■	1869.27	1877.30	1894.01	1902.04
<b>Case — Wood Group B</b>									
<b>18"(457mm) Open Left/24"(610mm) Box Drawer with Hinged Doors Center/18"(457mm) Open Right</b>									
26"(660mm)	14 5/8"(371mm)	60"(1524mm)	J	GCWS-2660-TMT	■ ■ J ■	\$1995.81	\$2003.84	\$2020.55	\$2028.58
			2, 3	GCWS-2660-TMT	■ ■ ■ ■	2022.59	2030.62	2047.33	2055.36
			7, 8, 9	GCWS-2660-TMT	■ ■ ■ ■	2027.95	2035.98	2052.69	2060.72

## 2H Credenzas with Drawer and Doors

60" Wide — Wood Case with Wood Front



GCWW-2660



### Features

- Includes:
  - Wood top, end panels, interior vertical divider(s), and drawer/doors.
  - Painted steel back panel, bottom panel, and one adjustable shelf for each open section.
- 1 3/16" (30mm) thick wood veneer top has 3mm edgeband on front and back, 1mm edgeband on the sides.
- Wood drawer/doors, end panels, and interior dividers have 1mm edgeband on all sides.
- Available with storage back panel or full back panel:
  - Storage back panel provides enclosure to the drawer/door section only.
  - Full back panel provides enclosure along the entire back.
- Available with a standard side panel base, or base with toe kick panel:
  - Standard base; credenza end panels extend past the bottom panel to the floor, leaving 1 3/4" (30mm) open space below the bottom panel.
  - Base with toe kick; encloses the open space below the bottom panel.
- Drawer has full-extension ball bearing slides.
- Hinged doors feature full access, free swing hinges, allowing the doors to open 100°.
- Hinged doors have a touch latch with no pulls; touch latch is located on the right-hand door; left-hand door opens only when right-hand door is open.
- Available with or without lock; single lock is chrome and locks the drawer and both doors; lock is located in upper left corner of right-hand door.
- Optional drawer pulls include Ellipse, Radius, Taper, Crescent, Linear, Classic, and J-Pull.
  - Ellipse pull available in non-metallic trim colors only.
  - Radius pull available in metallic trim colors only.
  - Taper and J-Pull color matches painted steel back, bottom, and shelf.
  - Crescent, Linear and Classic pulls are brushed nickel finish.
- Each open section includes one adjustable shelf; storage section does not include a shelf.
- Each open section has three shelf mounting locations; hole locations are in 1 1/4" (32mm) increments, with the lowest location 10 1/4" (260mm) above bottom panel.
- Shelves are 3/4" (19mm) thick and 13" (330mm) deep.
- Interior height of open section is 22 7/8" (581mm).
- Glides provide 1" (25mm) adjustment range.
- Ships fully assembled.

### Specification Tips

- Credenza units are not field retrofittable.
- Designed to be used with Haworth's Integrated Palette; UniGroup Too, PREMISE, Reside Desking, and Intuity Bench.
- Credenza is freestanding and does not require a counterweight.
- Bookcase section with shelf is open at the back unless the credenza is specified with a full back panel.
- Drawer does not accommodate the File Drawer Insert.
- Accommodates binder height storage.
- Hinged door storage section does not accept separately specified shelves.
- If credenza is used in a nested application, verify clearance heights.

**Note:** The following products can be separately specified and field installed:

- Grommet
- Adjustable Shelf
- Drawer Liner
- Storage-to-Panel Bracket
- Floating Worksurface Bracket

### To Order, Specify:

1) Product number, including:

#### 1 Back Panel Type:

- C** Storage Back Panel
- F** Full Back Panel, add **\$41.78** list

#### 2 Base Type:

- S** Standard Base
- T** Base with Toe Kick, add **\$23.67** list

#### 3 Pull (see side bar):

#### 4 Lock Option:

- N** No Lock
- Y** Lock, add **\$26.78** list

2) Wood finish color for top and end panels.

3) Wood finish color for drawer fronts.

4) Trim color for back/bottom/shelf.

5) Trim color for pull (Ellipse and Radius only).



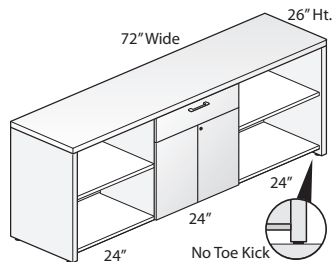
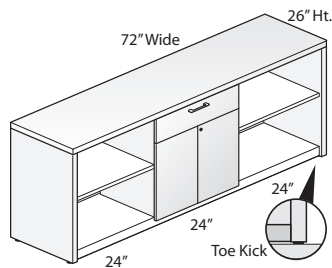
## 2H Credenzas with Drawer and Doors

60" Wide — Wood Case with Wood Front

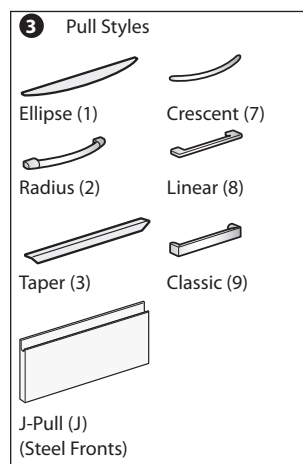
Height	Actual Depth	Width	Pull	Number	①②③④	Front - Wood Group A		Front - Wood Group B	
						Shelf & Back - Steel Trim A	Trim B	Shelf & Back - Steel Trim A	Trim B
Case — Wood Group A									
18”(457mm) Open Left/24”(610mm) Box Drawer with Hinged Doors Center/18”(457mm) Open Right									
26”(660mm)	14 5/8”(371mm)	60”(1524mm)	2, 3	GCWW-2660-TMT	<div><div></div><div></div><div></div><div></div></div>	\$2134.18	\$2142.21	\$2182.45	\$2190.48
			7, 8, 9	GCWW-2660-TMT	<div><div></div><div></div><div></div><div></div></div>	2139.54	2147.57	2187.81	2195.84
			K	GCWW-2660-TMT	<div><div></div><div></div><div>K</div><div></div></div>	2171.67	2179.70	2219.94	2227.97
Case — Wood Group B									
18”(457mm) Open Left/24”(610mm) Box Drawer with Hinged Doors Center/18”(457mm) Open Right									
26”(660mm)	14 5/8”(371mm)	60”(1524mm)	2, 3	GCWW-2660-TMT	<div><div></div><div></div><div></div><div></div></div>	\$2292.86	\$2300.89	\$2341.13	\$2349.16
			7, 8, 9	GCWW-2660-TMT	<div><div></div><div></div><div></div><div></div></div>	2298.22	2306.25	2346.49	2354.52
			K	GCWW-2660-TMT	<div><div></div><div></div><div>K</div><div></div></div>	2330.35	2338.38	2378.62	2386.65

## 2H Credenzas with Drawer and Doors

72" Wide — Laminate Case with Steel Front



GCLS-2672



### Features

- Includes:
  - Laminate top, end panels, interior vertical divider(s).
  - Painted steel drawer/doors, back panel, bottom panel, and one adjustable shelf for each open section.
- 1 3/16" (30mm) thick laminate top has 3mm edgeband on front and back, 1mm edgeband on the sides.
- Laminate end panels and interior vertical dividers have 1mm edgeband on all sides.
- Available with storage back panel or full back panel:
  - Storage back panel provides enclosure to the drawer/door section only.
  - Full back panel provides enclosure along the entire back.
- Available with a standard side panel base, or base with toe kick panel:
  - Standard base; credenza end panels extend past the bottom panel to the floor, leaving 1 3/4" (30mm) open space below the bottom panel.
  - Base with toe kick; encloses the open space below the bottom panel.
- Drawer has full-extension ball bearing slides.
- Hinged doors feature full access, free swing hinges, allowing the doors to open 100°.
- Hinged doors have a touch latch with no pulls; touch latch is located on the right-hand door; left-hand door opens only when right-hand door is open.
- Available with or without lock; single lock is chrome and locks the drawer and both doors; lock is located in upper left corner of right-hand door.
- Optional drawer pulls include Ellipse, Radius, Taper, Crescent, Linear, Classic, and J-Pull.
  - Ellipse pull available in non-metallic trim colors only.
  - Radius pull available in metallic trim colors only.
  - Taper pull color matches painted steel back, bottom, and shelf.
  - Crescent, Linear and Classic pulls are brushed nickel finish.
  - J-Pull trim color matches drawer front color.
- Each open section includes one adjustable shelf; storage section does not include a shelf.
- Each open section has three shelf mounting locations; hole locations are in 1 1/4" (32mm) increments, with the lowest location 10 1/4" (260mm) above bottom panel.
- Shelves are 3/4" (19mm) thick and 13" (330mm) deep.
- Interior height of open section is 22 7/8" (581mm).
- Glides provide 1" (25mm) adjustment range.
- Ships fully assembled.

### Specification Tips

- Credenza units are not field retrofitable.
- Designed to be used with Haworth's Integrated Palette; UniGroup Too, PREMISE, Reside Desking, and Intuity Bench.
- Credenza is freestanding and does not require a counterweight.
- Bookcase section with shelf is open at the back unless the credenza is specified with a full back panel.
- Drawer does not accommodate the File Drawer Insert.
- Accommodates binder height storage.
- Hinged door storage section does not accept separately specified shelves.
- If credenza is used in a nested application, verify clearance heights.

**Note:** The following products can be separately specified and field installed:

- Grommet
- Adjustable Shelf
- Drawer Liner
- Storage-to-Panel Bracket
- Floating Worksurface Bracket

### To Order, Specify:

1) Product number, including:

#### 1 Back Panel Type:

- C** Storage Back Panel
- F** Full Back Panel, add **\$54.59** list

#### 2 Base Type:

- S** Standard Base
- T** Base with Toe Kick, add **\$30.15** list

#### 3 Pull (see side bar):

#### 4 Lock Option:

- N** No Lock
- Y** Lock, add **\$26.78** list

- Laminate color for top and end panels.
- Edge trim color for top and end panels.
- Trim color for drawer/door fronts.
- Trim color for back/bottom/shelf.
- Trim color for pull (Ellipse and Radius only).

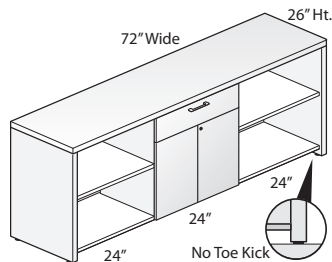
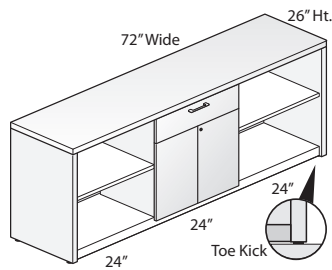
## 2H Credenzas with Drawer and Doors

72" Wide — Laminate Case with Steel Front

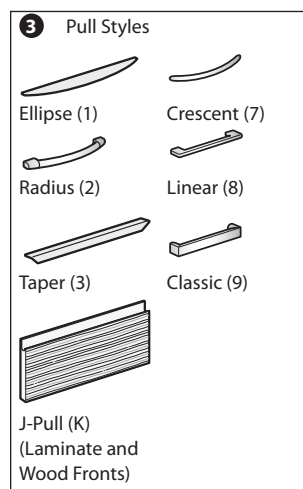
Height	Actual Depth	Width	Pull	Number	①②③④	Front - Steel Trim A Shelf & Back - Steel Trim A		Front - Steel Trim B Shelf & Back - Steel Trim B	
						Trim A	Trim B	Trim A	Trim B
Case — Laminate A									
24”(610mm) Open Left/24”(610mm) Box Drawer with Hinged Doors Center/24”(610mm) Open Right									
26”(660mm)	14 5/8”(371mm)	72”(1829mm)	J	GCLS-2672-UMU	<div><div></div><div></div><div>J</div><div></div></div>	\$1066.06	\$1074.09	\$1097.28	\$1105.31
			2, 3	GCLS-2672-UMU	<div><div></div><div></div><div></div><div></div></div>	1092.84	1100.87	1124.06	1132.09
			7, 8, 9	GCLS-2672-UMU	<div><div></div><div></div><div></div><div></div></div>	1098.20	1106.23	1129.42	1137.45
Case — Laminate B									
24”(610mm) Open Left/24”(610mm) Box Drawer with Hinged Doors Center/24”(610mm) Open Right									
26”(660mm)	14 5/8”(371mm)	72”(1829mm)	J	GCLS-2672-UMU	<div><div></div><div></div><div>J</div><div></div></div>	\$1138.92	\$1146.95	\$1170.14	\$1178.17
			2, 3	GCLS-2672-UMU	<div><div></div><div></div><div></div><div></div></div>	1165.70	1173.73	1196.92	1204.95
			7, 8, 9	GCLS-2672-UMU	<div><div></div><div></div><div></div><div></div></div>	1171.06	1179.09	1202.28	1210.31

## 2H Credenzas with Drawer and Doors

72" Wide — Laminate Case with Laminate Front



GCLL-2672



### Features

- Includes:
  - Laminate top, end panels, interior vertical divider(s), and drawer/doors.
  - Painted steel back panel, bottom panel, and one adjustable shelf for each open section.
- 1 3/16" (30mm) thick laminate top has 3mm edgeband on front and back, 1mm edgeband on the sides.
- Laminate drawer/doors, end panels, and interior dividers have 1mm edgeband on all sides.
- Available with storage back panel or full back panel:
  - Storage back panel provides enclosure to the drawer/door section only.
  - Full back panel provides enclosure along the entire back.
- Available with a standard side panel base, or base with toe kick panel:
  - Standard base; credenza end panels extend past the bottom panel to the floor, leaving 1 3/4" (30mm) open space below the bottom panel.
  - Base with toe kick; encloses the open space below the bottom panel.
- Drawer has full-extension ball bearing slides.
- Hinged doors feature full access, free swing hinges, allowing the doors to open 100°.
- Hinged doors have a touch latch with no pulls; touch latch is located on the right-hand door; left-hand door opens only when right-hand door is open.
- Available with or without lock; single lock is chrome and locks the drawer and both doors; lock is located in upper left corner of right-hand door.
- Optional drawer pulls include Ellipse, Radius, Crescent, Linear, Classic, and J-Pull.
  - Ellipse pull available in non-metallic trim colors only.
  - Radius pull available in metallic trim colors only.
  - Taper and J-Pull color matches painted steel back, bottom, and shelf.
  - Crescent, Linear and Classic pulls are brushed nickel finish.
- Each open section includes one adjustable shelf; storage section does not include a shelf.
- Each open section has three mounting locations; hole locations are in 1 1/4" (32mm) increments, with the lowest location 10 1/4" (260mm) above bottom panel.
- Shelves are 3/4" (19mm) thick and 13" (330mm) deep.
- Interior height of open section is 22 7/8" (581mm).
- Glides provide 1" (25mm) adjustment range.
- Ships fully assembled.

### Specification Tips

- Credenza units are not field retrofitable.
- Designed to be used with Haworth's Integrated Palette; UniGroup Too, PREMISE, Reside Desking, and Intuity Bench.
- Credenza is freestanding and does not require a counterweight.
- Bookcase section with shelf is open at the back unless the credenza is specified with a full back panel.
- Drawer does not accommodate the File Drawer Insert.
- Accommodates binder height storage.
- Hinged door storage section does not accept separately specified shelves.
- If credenza is used in a nested application, verify clearance heights.

**Note:** The following products can be separately specified and field installed:

- Grommet
- Adjustable Shelf
- Drawer Liner
- Storage-to-Panel Bracket
- Floating Worksurface Bracket

### To Order, Specify:

1) Product number, including:

#### 1 Back Panel Type:

- C** Storage Back Panel
- F** Full Back Panel, add **\$54.59** list

#### 2 Base Type:

- S** Standard Base
- T** Base with Toe Kick, add **\$30.15** list

#### 3 Pull (see side bar):

#### 4 Lock Option:

- N** No Lock
- Y** Lock, add **\$26.78** list

- Laminate color for top and end panels.
- Edge trim color for top and end panels.
- Laminate color for drawer/door fronts.
- Edge trim color for drawer/door fronts.
- Trim color for back/bottom/shelf.
- Trim color for pull (Ellipse and Radius only).

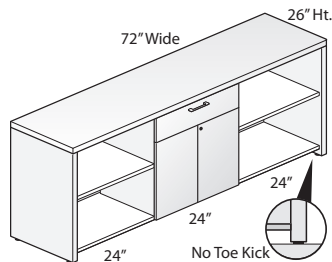
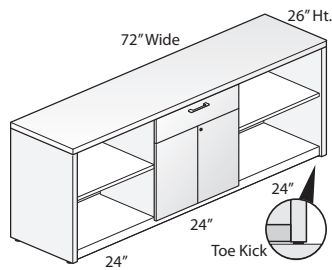
## 2H Credenzas with Drawer and Doors

72" Wide — Laminate Case with Laminate Front

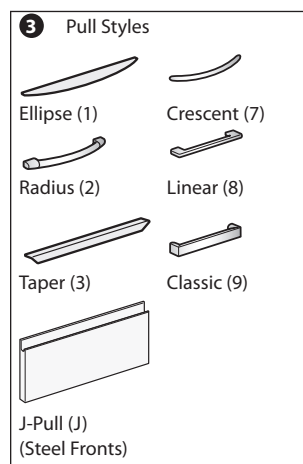
Height	Actual Depth	Width	Pull	Number	①②③④	Front - Laminate A		Front - Laminate B	
						Shelf & Back - Steel Trim A	Trim B	Shelf & Back - Steel Trim A	Trim B
Case — Laminate A									
24”(610mm) Open Left/24”(610mm) Box Drawer with Hinged Doors Center/24”(610mm) Open Right									
26”(660mm)	14 5/8”(371mm)	72”(1829mm)	2, 3	GCLL-2672-UMU	<div><div></div><div></div><div></div><div></div></div>	\$1231.68	\$1239.71	\$1306.86	\$1314.89
			7, 8, 9	GCLL-2672-UMU	<div><div></div><div></div><div></div><div></div></div>	1237.04	1245.07	1312.22	1320.25
			K	GCLL-2672-UMU	<div><div></div><div></div><div>K</div><div></div></div>	1269.17	1277.20	1344.35	1352.38
Case — Laminate B									
24”(610mm) Open Left/24”(610mm) Box Drawer with Hinged Doors Center/24”(610mm) Open Right									
26”(660mm)	14 5/8”(371mm)	72”(1829mm)	2, 3	GCLL-2672-UMU	<div><div></div><div></div><div></div><div></div></div>	\$1304.54	\$1312.57	\$1379.72	\$1387.75
			7, 8, 9	GCLL-2672-UMU	<div><div></div><div></div><div></div><div></div></div>	1309.90	1317.93	1385.08	1393.11
			K	GCLL-2672-UMU	<div><div></div><div></div><div>K</div><div></div></div>	1342.03	1350.06	1417.21	1425.24

## 2H Credenzas with Drawer and Doors

72" Wide — Wood Case with Steel Front



GCWS-2672



### Features

- Includes:
  - Wood top, end panels, interior vertical divider(s).
  - Painted steel drawer/doors, back panel, bottom panel, and one adjustable shelf for each open section.
- 1 3/16" (30mm) thick wood veneer top has 3mm edgeband on front and back, 1mm edgeband on the sides.
- Wood end panels and interior vertical dividers have 1mm edgeband on all sides.
- Available with storage back panel or full back panel:
  - Storage back panel provides enclosure to the drawer/door section only.
  - Full back panel provides enclosure along the entire back.
- Available with a standard side panel base, or base with toe kick panel:
  - Standard base; credenza end panels extend past the bottom panel to the floor, leaving 1 3/4" (30mm) open space below the bottom panel.
  - Base with toe kick; encloses the open space below the bottom panel.
- Drawer has full-extension ball bearing slides.
- Hinged doors feature full access, free swing hinges, allowing the doors to open 100°.
- Hinged doors have a touch latch with no pulls; touch latch is located on the right-hand door; left-hand door opens only when right-hand door is open.
- Available with or without lock; single lock is chrome and locks the drawer and both doors; lock is located in upper left corner of right-hand door.
- Optional drawer pulls include Ellipse, Radius, Taper, Crescent, Linear, Classic, and J-Pull.
  - Ellipse pull available in non-metallic trim colors only.
  - Radius pull available in metallic trim colors only.
  - Taper pull color matches painted steel back, bottom, and shelf.
  - Crescent, Linear and Classic pulls are brushed nickel finish.
  - J-Pull trim color matches drawer front color.
- Each open section includes one adjustable shelf; storage section does not include a shelf.
- Each open section has three shelf mounting locations; hole locations are in 1 1/4" (32mm) increments, with the lowest location 10 1/4" (260mm) above bottom panel.
- Shelves are 3/4" (19mm) thick and 13" (330mm) deep.
- Interior height of open section is 22 7/8" (581mm).
- Glides provide 1" (25mm) adjustment range.
- Ships fully assembled.

### Specification Tips

- Credenza units are not field retrofitable.
- Designed to be used with Haworth's Integrated Palette; UniGroup Too, PREMISE, Reside Desking, and Intuity Bench.
- Credenza is freestanding and does not require a counterweight.
- Bookcase section with shelf is open at the back unless the credenza is specified with a full back panel.
- Drawer does not accommodate the File Drawer Insert.
- Accommodates binder height storage.
- Hinged door storage section does not accept separately specified shelves.
- If credenza is used in a nested application, verify clearance heights.

**Note:** The following products can be separately specified and field installed:

- Grommet
- Adjustable Shelf
- Drawer Liner
- Storage-to-Panel Bracket
- Floating Worksurface Bracket

### To Order, Specify:

1) Product number, including:

#### 1 Back Panel Type:

- C** Storage Back Panel
- F** Full Back Panel, add **\$54.59** list

#### 2 Base Type:

- S** Standard Base
- T** Base with Toe Kick, add **\$30.15** list

#### 3 Pull (see side bar):

#### 4 Lock Option:

- N** No Lock
- Y** Lock, add **\$26.78** list

2) Wood finish color for top and end panels.

3) Trim color for drawer/door fronts.

4) Trim color for back/bottom/shelf.

5) Trim color for pull (Ellipse and Radius only).

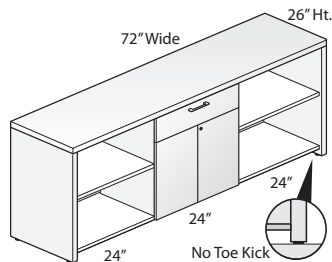
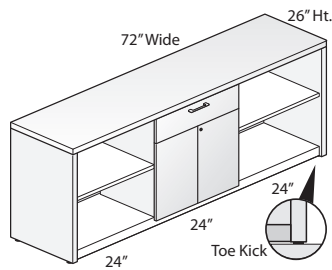
## 2H Credenzas with Drawer and Doors

72" Wide — Wood Case with Steel Front

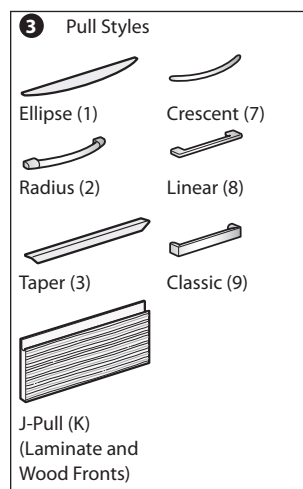
Height	Actual Depth	Width	Pull	Number	①②③④	Front - Steel Trim A		Front - Steel Trim B	
						Shelf & Back - Steel Trim A	Shelf & Back - Steel Trim B	Shelf & Back - Steel Trim A	Shelf & Back - Steel Trim B
Case — Wood Group A									
24”(610mm) Open Left/24”(610mm) Box Drawer with Hinged Doors Center/24”(610mm) Open Right									
26”(660mm)	14 5/8”(371mm)	72”(1829mm)	J	GCWS-2672-UMU	<div><div></div><div></div><div>J</div><div></div></div>	\$1899.17	\$1907.20	\$1930.39	\$1938.42
			2, 3	GCWS-2672-UMU	<div><div></div><div></div><div></div><div></div></div>	1925.95	1933.98	1957.17	1965.20
			7, 8, 9	GCWS-2672-UMU	<div><div></div><div></div><div></div><div></div></div>	1931.31	1939.34	1962.53	1970.56
Case — Wood Group B									
24”(610mm) Open Left/24”(610mm) Box Drawer with Hinged Doors Center/24”(610mm) Open Right									
26”(660mm)	14 5/8”(371mm)	72”(1829mm)	J	GCWS-2672-UMU	<div><div></div><div></div><div>J</div><div></div></div>	\$2069.01	\$2077.04	\$2100.23	\$2108.26
			2, 3	GCWS-2672-UMU	<div><div></div><div></div><div></div><div></div></div>	2095.79	2103.82	2127.01	2135.04
			7, 8, 9	GCWS-2672-UMU	<div><div></div><div></div><div></div><div></div></div>	2101.15	2109.18	2132.37	2140.40

## 2H Credenzas with Drawer and Doors

72" Wide — Wood Case with Wood Front



GCWW-2672



### Features

- Includes:
  - Wood top, end panels, interior vertical divider(s), and drawer/doors.
  - Painted steel back panel, bottom panel, and one adjustable shelf for each open section.
- 1 3/16" (30mm) thick wood veneer top has 3mm edgeband on front and back, 1mm edgeband on the sides.
- Wood drawer/doors, end panels, and interior dividers have 1mm edgeband on all sides.
- Available with storage back panel or full back panel:
  - Storage back panel provides enclosure to the drawer/door section only.
  - Full back panel provides enclosure along the entire back.
- Available with a standard side panel base, or base with toe kick panel:
  - Standard base; credenza end panels extend past the bottom panel to the floor, leaving 1 3/4" (30mm) open space below the bottom panel.
  - Base with toe kick; encloses the open space below the bottom panel.
- Drawer has full-extension ball bearing slides.
- Hinged doors feature full access, free swing hinges, allowing the doors to open 100°.
- Hinged doors have a touch latch with no pulls; touch latch is located on the right-hand door; left-hand door opens only when right-hand door is open.
- Available with or without lock; single lock is chrome and locks the drawer and both doors; lock is located in upper left corner of right-hand door.
- Optional drawer pulls include Ellipse, Radius, Taper, Crescent, Linear, Classic, and J-Pull.
  - Ellipse pull available in non-metallic trim colors only.
  - Radius pull available in metallic trim colors only.
  - Taper and J-Pull color matches painted steel back, bottom, and shelf.
  - Crescent, Linear and Classic pulls are brushed nickel finish.
- Each open section includes one adjustable shelf; storage section does not include a shelf.
- Each open section has three shelf mounting locations; hole locations are in 1 1/4" (32mm) increments, with the lowest location 10 1/4" (260mm) above bottom panel.
- Shelves are 3/4" (19mm) thick and 13" (330mm) deep.
- Interior height of open section is 22 7/8" (581mm).
- Glides provide 1" (25mm) adjustment range.
- Ships fully assembled.

### Specification Tips

- Credenza units are not field retrofitable.
- Designed to be used with Haworth's Integrated Palette; UniGroup Too, PREMISE, Reside Desking, and Intuity Bench.
- Credenza is freestanding and does not require a counterweight.
- Bookcase section with shelf is open at the back unless the credenza is specified with a full back panel.
- Drawer does not accommodate the File Drawer Insert.
- Accommodates binder height storage.
- Hinged door storage section does not accept separately specified shelves.
- If credenza is used in a nested application, verify clearance heights.

**Note:** The following products can be separately specified and field installed:

- Grommet
- Adjustable Shelf
- Drawer Liner
- Storage-to-Panel Bracket
- Floating Worksurface Bracket

### To Order, Specify:

1) Product number, including:

#### 1 Back Panel Type:

- C** Storage Back Panel
- F** Full Back Panel, add **\$54.59** list

#### 2 Base Type:

- S** Standard Base
- T** Base with Toe Kick, add **\$30.15** list

#### 3 Pull (see side bar):

#### 4 Lock Option:

- N** No Lock
- Y** Lock, add **\$26.78** list

2) Wood finish color for top and end panels.

3) Wood finish color for drawer fronts.

4) Trim color for back/bottom/shelf.

5) Trim color for pull (Ellipse and Radius only).

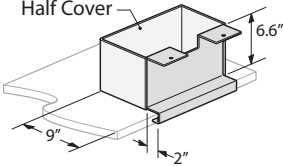
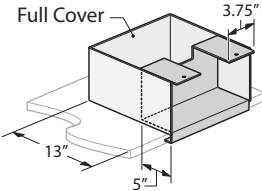
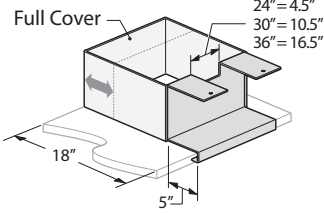
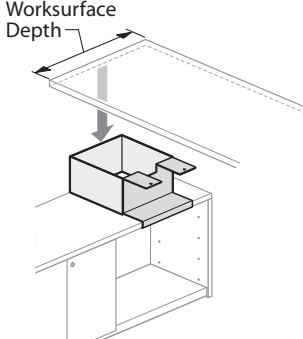
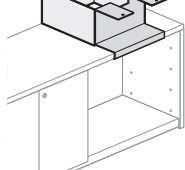


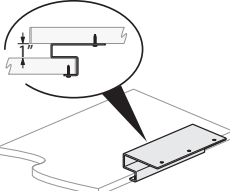
## 2H Credenzas with Drawer and Doors

72" Wide — Wood Case with Wood Front

Height	Actual Depth	Width	Pull	Number	①②③④	Front - Wood Group A		Front - Wood Group B	
						Shelf & Back - Steel Trim A	Shelf & Back - Steel Trim B	Shelf & Back - Steel Trim A	Shelf & Back - Steel Trim B
Case — Wood Group A									
24”(610mm) Open Left/24”(610mm) Box Drawer with Hinged Doors Center/24”(610mm) Open Right									
26”(660mm)	14 5/8”(371mm)	72”(1829mm)	2, 3	GCWW-2672-UMU	<div><div></div><div></div><div></div><div></div></div>	\$2245.66	\$2253.69	\$2302.81	\$2310.84
			7, 8, 9	GCWW-2672-UMU	<div><div></div><div></div><div></div><div></div></div>	\$2251.02	\$2259.05	\$2308.17	\$2316.20
			K	GCWW-2672-UMU	<div><div></div><div></div><div>K</div><div></div></div>	\$2283.15	\$2291.18	\$2340.30	\$2348.33
Case — Wood Group B									
24”(610mm) Open Left/24”(610mm) Box Drawer with Hinged Doors Center/24”(610mm) Open Right									
26”(660mm)	14 5/8”(371mm)	72”(1829mm)	2, 3	GCWW-2672-UMU	<div><div></div><div></div><div></div><div></div></div>	\$2415.50	\$2423.53	\$2472.65	\$2480.68
			7, 8, 9	GCWW-2672-UMU	<div><div></div><div></div><div></div><div></div></div>	\$2420.86	\$2428.89	\$2478.01	\$2486.04
			K	GCWW-2672-UMU	<div><div></div><div></div><div>K</div><div></div></div>	\$2452.99	\$2461.02	\$2510.14	\$2518.17

# Brackets

	Description	Bracket Width	Number	Trim A	B
<b>Desk-to-Storage Bracket</b>  Half Cover  Full Cover  Full Cover  Worksurface Depth  ZUBG-PNHC	<b>Half Cover - 9"(229mm)</b>				
	24"(610mm) Deep Reside Desking Worksurface	12"(305mm)	ZGBG-2924-PNHC	\$101.77	\$107.13
	30"(762mm) Deep Reside Desking Worksurface	18"(457mm)	ZGBG-2930-PNHC	101.77	107.13
	36"(914mm) Deep Reside Desking Worksurface	24"(610mm)	ZGBG-2936-PNHC	101.77	107.13
	<b>Full Cover - 13"(330mm)/18"(457mm)</b>				
	24"(610mm) Deep Reside Desking Worksurface	12"(305mm)	ZGBG-2924-PNFC	\$123.19	\$128.55
	30"(762mm) Deep Reside Desking Worksurface	18"(457mm)	ZGBG-2930-PNFC	123.19	128.55
	36"(914mm) Deep Reside Desking Worksurface	24"(610mm)	ZGBG-2936-PNFC	123.19	128.55
	<b>Features</b> <ul style="list-style-type: none"> <li>Includes one bracket with cover and attachment hardware.</li> <li>Bracket height: 6 5/8"(168mm)</li> <li>Depths are shown in nominal dimensions.</li> <li>Cover Options:               <ul style="list-style-type: none"> <li>Half Cover depth is 9"(229mm) deep with 2"(51mm) recess.</li> <li>Full Cover depth is adjustable and provides two planning positions; 13"(330mm) or 18"(457mm).</li> </ul> </li> </ul>				
	<b>Specification Tips</b> <ul style="list-style-type: none"> <li>Bracket supports one end of a Reside rectilinear worksurface when attached to an A Series one and one-half high credenza; provides a finished height of 29"(737mm).</li> <li>Connects along the front of the open section in an A Series credenza.               <ul style="list-style-type: none"> <li>Half cover is used to layer a Reside rectilinear worksurface above an A Series credenza; cover is located at mid point of credenza depth, providing a 9"(229mm) floating worksurface overhang.</li> <li>Full cover is used to layer a Reside rectilinear worksurface above an A Series credenza and provides two planning positions; position with a 13"(330mm) floating worksurface overhang, or 18"(457mm) position flush to the back of the credenza with no worksurface overhang.</li> </ul> </li> </ul>				
	<b>To Order, Specify:</b> <ol style="list-style-type: none"> <li>Product number.</li> <li>Trim color.</li> </ol>				

<div><b>Floating Worksurface Bracket</b></div> <div></div> <div>ZGBG-26</div>	2 High Credenza	ZGBG-2600-PN	\$85.70	\$91.06
	<div><b>Features</b></div> <ul style="list-style-type: none"><li>• Includes one bracket and attachment hardware.</li><li>• Bracket is 12”(305mm) wide, 2 1/4”(57mm) high, and 3”(76mm) deep.</li></ul>			
	<div><b>Specification Tips</b></div> <ul style="list-style-type: none"><li>• Attaches an A Series credenza to the underside of an Adaptable worksurface; bracket not for use with Intuity or Reside.</li><li>• Bracket attaches along the front of the open section in a credenza; provides a 1”(25mm) gap between the credenza top and worksurface.</li><li>• For a convergent worksurface:<ul style="list-style-type: none"><li>–Bracket must be centered within the width of worksurface.</li><li>–The opposite end of the convergent must be supported by a Double Support Leg, Worksurface Support End or another A Series credenza; surface cannot be supported by a Support Column, Adjustable Height Disc Base, or Support Post.</li></ul></li></ul>			
<div><b>To Order, Specify:</b></div> <div><div>1) Product number.</div><div>2) Trim color.</div></div>				

# Brackets

	Description	Number	Trim	
			A	B
<b>Storage to Panel Bracket</b>	1 1/2 High Credenza	ZGBA-2100-PN	\$117.84	\$123.20
	2 High Credenza	ZGBA-2600-PN	117.84	123.20



ZGBA

## Features

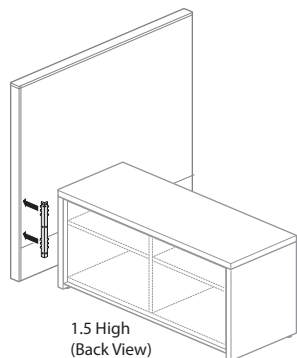
- Includes one bracket and attachment hardware for attaching an A Series credenza to a Compose full panel frame.

## Specification Tips

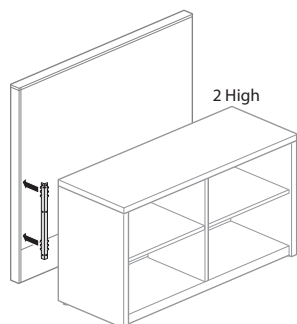
- Allows an A Series credenza to support a Compose frame; see Specification Guide for proper support and application guidelines.
- Not for use with Compose glass panels
- Not for use with X Series storage products.
- Installation requires field-drilling of credenza end panel.

## To Order, Specify:

- Product number.
- Trim color.



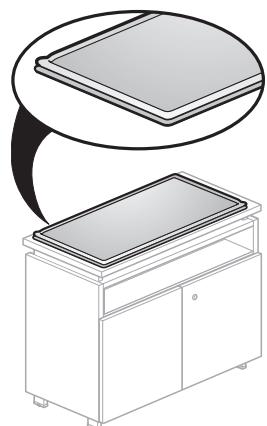
ZGBA-21



ZGBA-26

## Accessories

	Depth	Nominal Width	Actual Width	Number	Fabric Grade				
					A	B	C	D	E
<b>Cushion</b>	16.8"(427mm)	24"(610mm)	22.65"(575mm)	QBFC-1824-F	<b>\$400.40</b>	<b>\$460.46</b>	<b>\$528.53</b>	<b>\$600.60</b>	<b>\$672.67</b>
		30"(762mm)	28.65"(728mm)	QBFC-1830-F	<b>462.80</b>	<b>532.22</b>	<b>610.91</b>	<b>694.20</b>	<b>777.49</b>
		36"(914mm)	34.65"(880mm)	QBFC-1836-F	<b>525.20</b>	<b>603.98</b>	<b>693.29</b>	<b>787.80</b>	<b>882.31</b>
		42"(1067mm)	40.65"(1033mm)	QBFC-1842-F	<b>587.60</b>	<b>675.74</b>	<b>775.67</b>	<b>881.40</b>	<b>987.13</b>



QBFC\_F

Class BD – SIN 711-3;  
Discount Group XII

### Features

- Includes one cushion and non-slip material.
- .75"(19mm) thick cushion is cover stitched around perimeter edges.
- Cushion is inset 0.6000" from base unit perimeter edges.
- Cushion has a two-sided reversible surface; same fabric on both sides.
- COM yardage:
  - 24"(610mm) wide - 1 yard
  - 30"(762mm) wide - 1 yard
  - 36"(914mm) wide - 1.25 yards
  - 42"(1067mm) wide - 1.5 yards

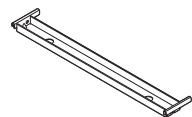
### To Order, Specify:

- 1) Product number.
- 2) Fabric and color.

### Specification Tips

- Cushion is not structural; to be used with a storage top.
- Cushion may be the same width or not as wide as the base unit.
- Patterned fabrics may not align on both sides of the cushion.

### Front-to-Back Hanging Bars



SFCK

Class BD – SIN 711-3;  
Discount Group XII

Depth	Number	Price
12"(305mm)	SFCK-0013	<b>\$27.85</b>

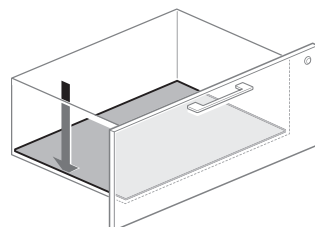
### Features

- Includes one front-to-back hanging bar.
- Spans between side-to-side hanging bars in file drawers to convert drawer to front-to-back suspended filing format.
- Standard in black finish color only.

### To Order, Specify:

- 1) Product number  
(No finish specification required.)

### Drawer Liner



KJFL

Description	Number	Price
24"(610mm) Deep Box Drawer	KJFL-0024-QL	<b>\$24.80</b>
30"(762mm) Deep Box Drawer	KJFL-0030-QL	<b>28.34</b>
36"(914mm) Deep Box Drawer	KJFL-0036-QL	<b>31.88</b>

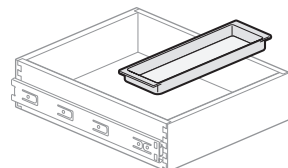
### Features

- Drawer Liner is a soft felt like covering that sits on the bottom of the metal drawer body.
- Liners are dimensioned for specific drawer bodies.
- Standard in Charcoal Gray.

### To Order, Specify:

- 1) Product number.  
(No finish specification required.)

### Personal Tray



KJTY-10

Height	Depth	Width	Number	Price
1.38"(35mm)	5.88"(149mm)	12.87"(327mm)	KJTY-10	<b>\$16.54</b>

### Features

- Includes one rectangle plastic tray.
  - Outside dimensions: 1.38"(35mm)H x 5.88"(149mm)W x 12.87"(327mm)L
  - Inside dimensions: 1.25"(32mm)H x 5.63"(143mm)W x 11.5"(292mm)L
- Can be hung between the separately specified dividers of the Drawer Insert.
- Can be used as a freestanding accessory in X Series and V Series lateral files, X Series Pedestal, Beside 12" drawers, Masters Series Pedestal and Compose Storage Pedestal.
- Standard in Snow trim.

### To Order, Specify:

- 1) Product number.  
(No finish specification required.)

**Note:** Snow (TR-FM) plastic trim color is not recommended for use with painted trim colors Plaster (TR-TW) or Chalk (TR-AK). Refer to Very® Seating chainset for Snow.

## Specification Guide A Series Storage

**This page intentionally left blank.**

# Table of Contents – A Series Storage

## Statement of Line – A Series Storage

Statement of Line .....	112
-------------------------	-----

## Product Details – A Series Storage

### Credenzas

Functional Configuration Options.....	118
Materials and Finishes.....	119
Wood Grain Direction	
Natural Veneer.....	120
Double Cut Veneer .....	121
Base Options .....	122
Back Panel Options.....	123
Adjustable Shelf and Interior Dimensions .....	124
Drawer Capacity, Load and Filing Configurations .....	125
Drawer Counterweight Options.....	126
Drawer Pull Options.....	127
Door Pull Options .....	128

### Brackets

Desk-to-Storage Bracket.....	129
Floating Worksurface Bracket.....	130
Storage-to-Panel Bracket.....	131

## Product Application – A Series Storage

Floating Worksurface Applications .....	134-135
Bracket Attachment to Front of Credenza.....	136-137
Bracket Attachment to Back of Credenza .....	138
Bracket Attachment to Side of Credenza.....	139
Bracket Attachment to the Front and Back of Credenza.....	140
Bracket Attachment to Back-to-Back Credenzas.....	141
Floor Support Options for Adaptable Convergent Worksurfaces .....	142
Floor Support Options for Reside Worksurfaces.....	143
Storage-To-Panel Bracket Applications .....	144
Credenza Perpendicular to Panel.....	145
Credenza Parallel to Panel .....	146

## Technical Specifications – A Series Storage

Technical Specifications .....	148
--------------------------------	-----

**This page intentionally left blank.**

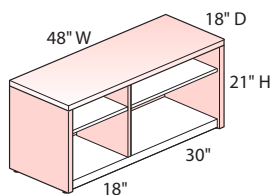


## Statement of Line A Series Storage

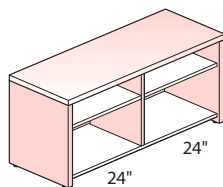
## Statement of Line – A Series Storage

### One and One-Half High – Open Credenzas

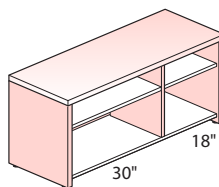
#### 48" Wide



18" Open Left – 30" Open Right

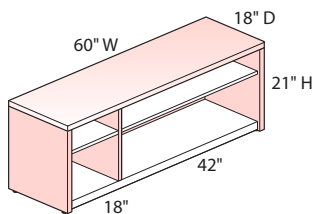


24" Open Left – 24" Open Right

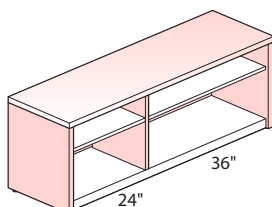


30" Open Left – 18" Open Right

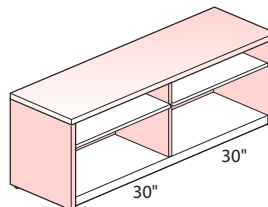
#### 60" Wide



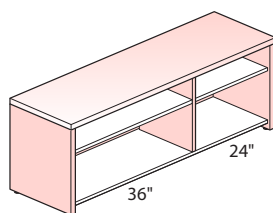
18" Open Left – 42" Open Right



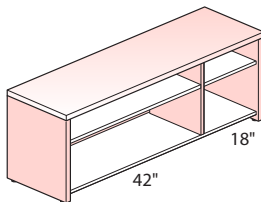
24" Open Left – 36" Open Right



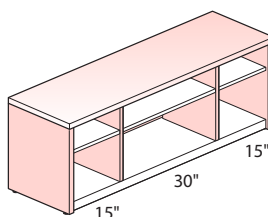
30" Open Left – 30" Open Right



36" Open Left – 24" Open Right

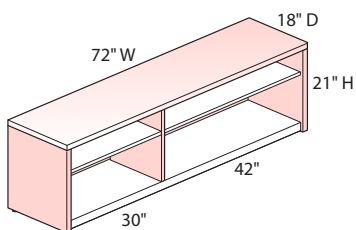


42" Open Left – 18" Open Right

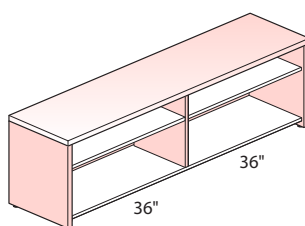


15" Open Left – 30" Open Center –  
15" Open Right

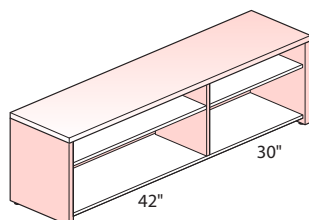
#### 72" Wide



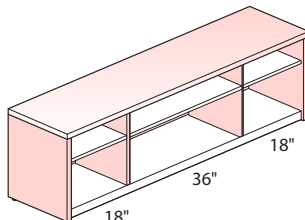
30" Open Left – 42" Open Right



36" Open Left – 36" Open Right



42" Open Left – 30" Open Right

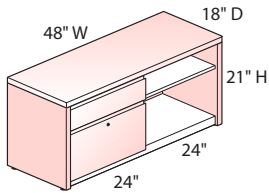


18" Open Left – 36" Open Center –  
18" Open Right

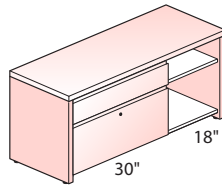
## Statement of Line – A Series Storage

### One and One-Half High – Credenzas with Drawers

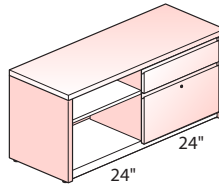
#### 48" Wide



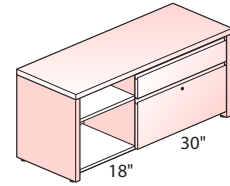
24" Box/File Left – 24" Open Right



30" Box/File Left – 18" Open Right

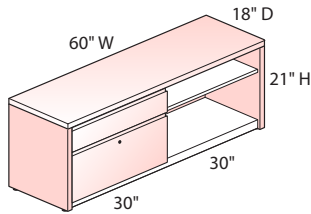


24" Open Left – 24" Box/File Right

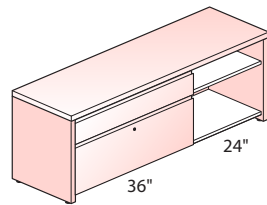


18" Open Left – 30" Box/File Right

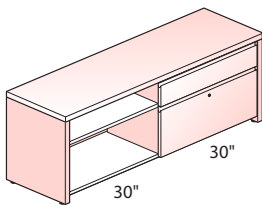
#### 60" Wide



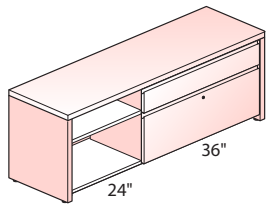
30" Box/File Left – 30" Open Right



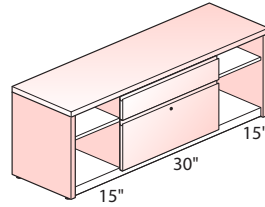
36" Box/File Left – 24" Open Right



30" Open Left – 30" Box/File Right

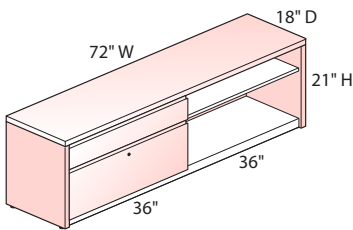


24" Open Left – 36" Box/File Right

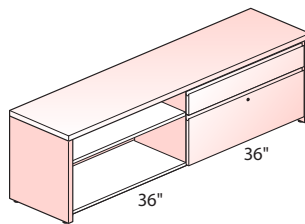


15" Open Left – 30" Box/File Center –  
15" Open Right

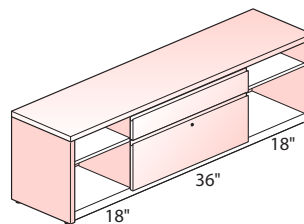
#### 72" Wide



36" Box/File Left – 36" Open Right



36" Open Left – 36" Box/File Right

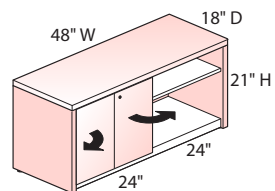


18" Open Left – 36" Box/File Center –  
18" Open Right

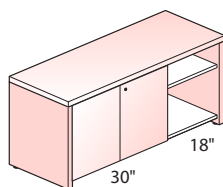
## Statement of Line – A Series Storage

### One and One-Half High Credenzas with Hinged Doors

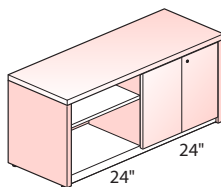
#### 48" Wide



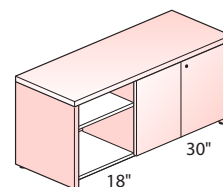
24" Doors Left – 24" Open Right



30" Doors Left – 18" Open Right

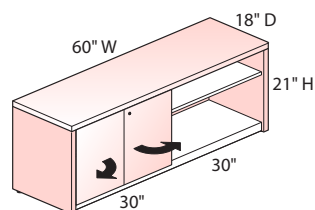


24" Open Left – 24" Doors Right

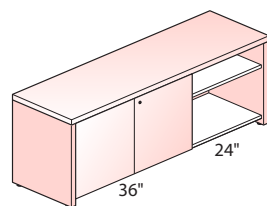


18" Open Left – 30" Doors Right

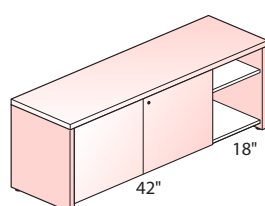
#### 60" Wide



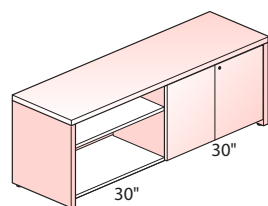
30" Doors Left – 30" Open Right



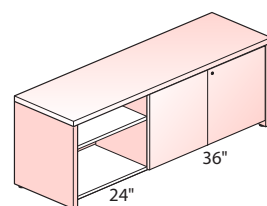
36" Doors Left – 24" Open Right



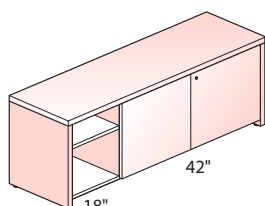
42" Doors Left – 18" Open Right



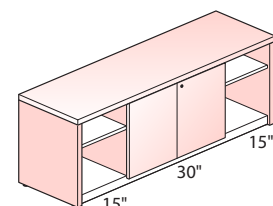
30" Open Left – 30" Doors Right



24" Open Left – 36" Doors Right

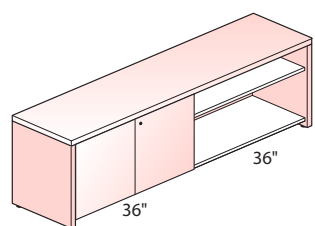


18" Open Left – 42" Doors Right

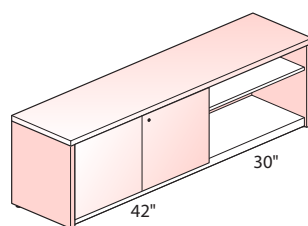


15" Open Left – 30" Doors Center –  
15" Open Right

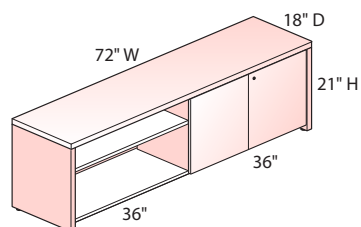
#### 72" Wide



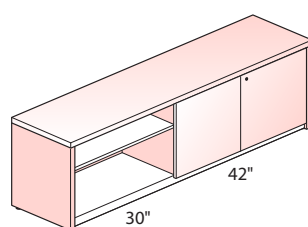
36" Doors Left – 36" Open Right



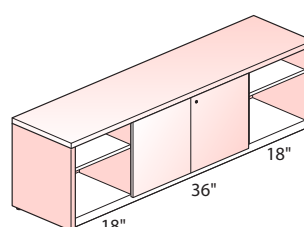
42" Doors Left – 30" Open Right



36" Open Left – 36" Doors Right



30" Open Left – 42" Doors Right

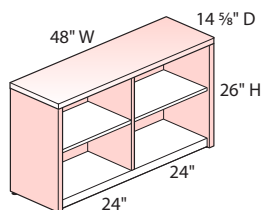


18" Open Left – 36" Doors Center –  
18" Open Right

## Statement of Line – A Series Storage

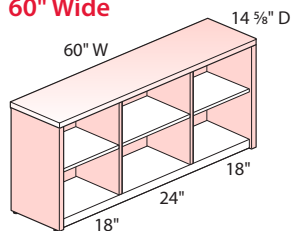
### Two High – Open Credenzas

#### 48" Wide



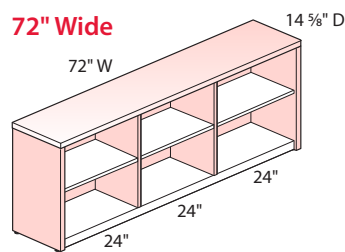
24" Open Left –  
24" Open Right

#### 60" Wide



18" Open Left – 24" Open  
Center – 18" Open Right

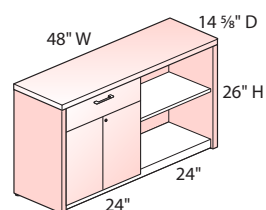
#### 72" Wide



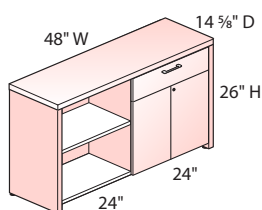
24" Open Left – 24" Open  
Center – 24" Open Right

### Two High – Credenzas with Drawer and Doors

#### 48" Wide

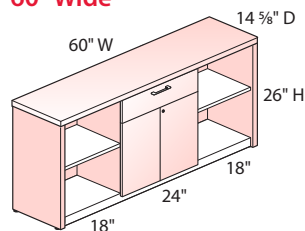


24" Box Drawer with  
Hinged Doors Left –  
24" Open Right



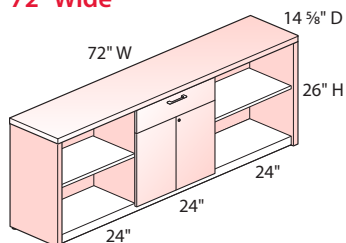
24" Open Left –  
24" Box Drawer with  
Hinged Doors Right

#### 60" Wide



18" Open Left – 24" Box  
Drawer with Hinged Doors  
Center – 18" Open Right

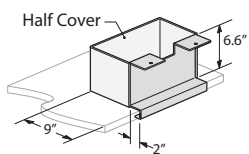
#### 72" Wide



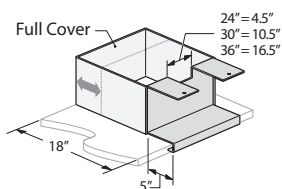
24" Open Left – 24" Box  
Drawer with Hinged Doors  
Center – 24" Open Right

## Statement of Line – A Series Storage

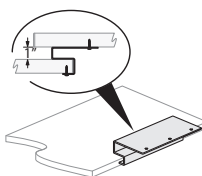
### Brackets



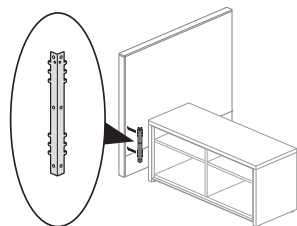
Desk-to-Storage Bracket –  
Half Cover



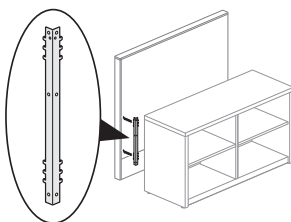
Desk-to-Storage Bracket –  
Full Cover



Floating Worksurface Bracket –  
2 High Credenza

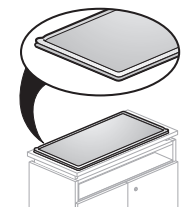


Storage to Panel Bracket –  
1 1/2 High Credenza



Storage to Panel Bracket –  
2 High Credenza

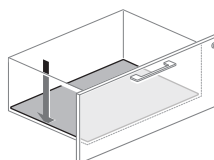
### Accessories



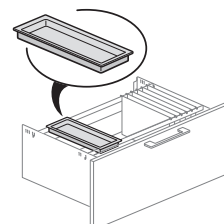
Cushion



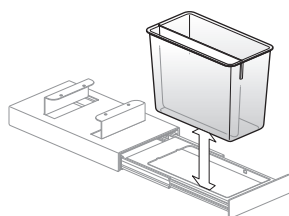
Grommet



Drawer Liner



Personal Tray



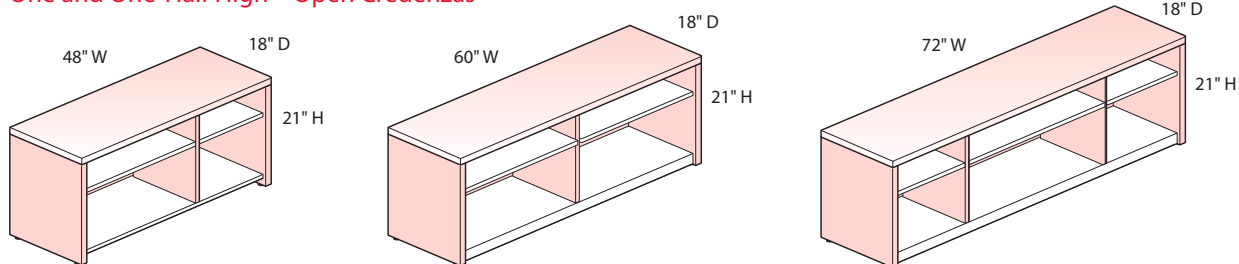
Recycling/Trash Bin

## Product Details – A Series Storage

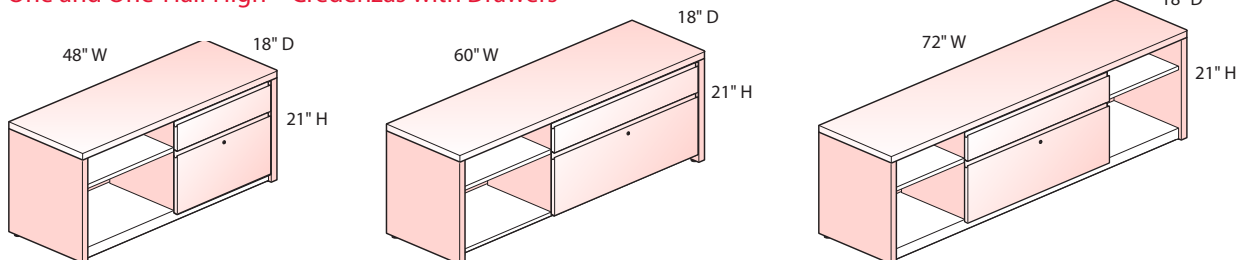
## Product Details – A Series Credenzas

### Functional Configuration Options

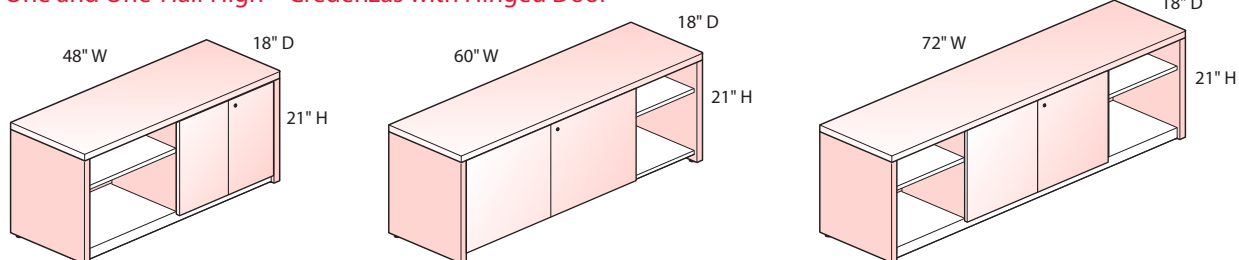
#### One and One-Half High – Open Credenzas



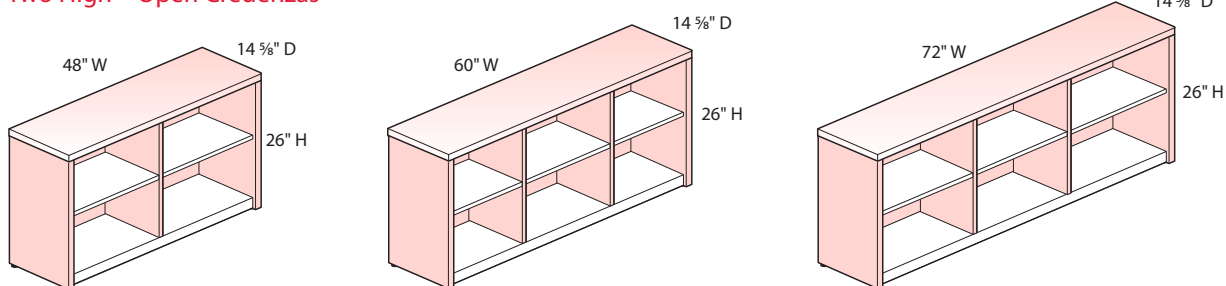
#### One and One-Half High – Credenzas with Drawers



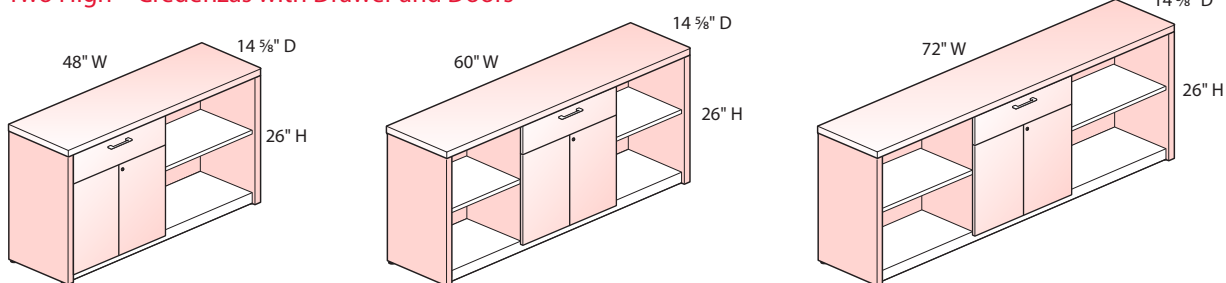
#### One and One-Half High – Credenzas with Hinged Door



#### Two High – Open Credenzas



#### Two High – Credenzas with Drawer and Doors



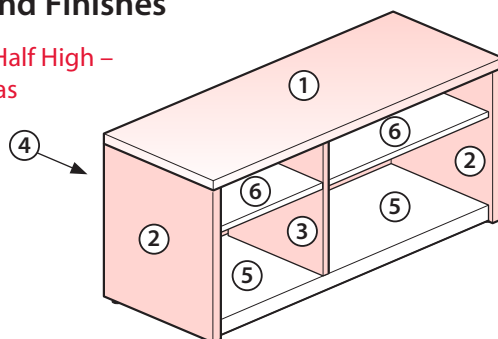
**Note** • For all available height, width and functional configurations refer to the price list for product offerings.



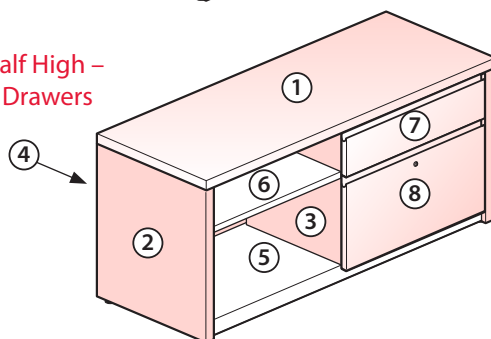
## Product Details – A Series Credenzas

### Materials and Finishes

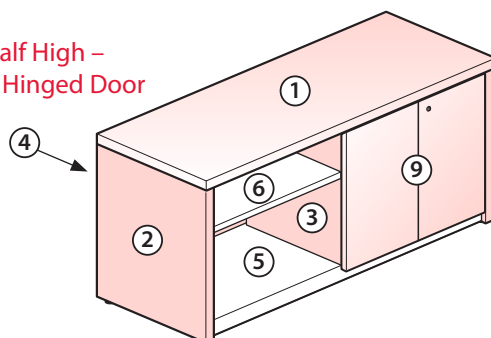
One and One-Half High –  
Open Credenzas



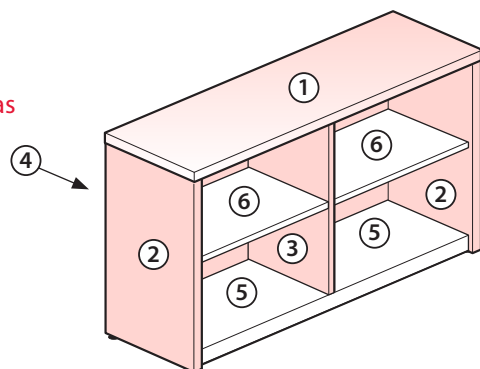
One and One-Half High –  
Credenzas with Drawers



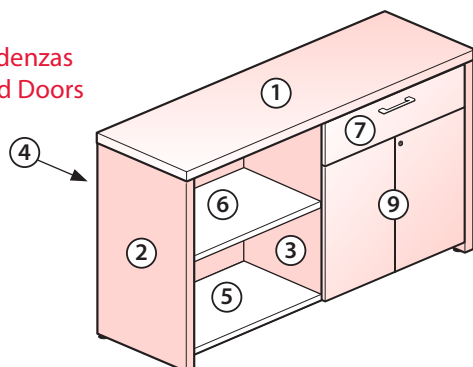
One and One-Half High –  
Credenzas with Hinged Door



Two High –  
Open Credenzas



Two High – Credenzas  
with Drawer and Doors



### Components:

- ① **Top**  
Material/Finish:  
• Laminate or Wood  
Edgebanding:  
• Front/Back – 3 mm  
• Sides – 1 mm
- ② **End Panels**  
Material/Finish:  
• Laminate or Wood  
Edgebanding:  
• 1 mm all sides
- ③ **Interior Vertical Divider**  
Material/Finish:  
• Laminate or Wood  
Edgebanding:  
• 1 mm all sides
- ④ **Back Panel**  
Material/Finish:  
• Painted Steel
- ⑤ **Bottom Panel**  
Material/Finish:  
• Painted Steel
- ⑥ **Adjustable Shelf**  
Material/Finish:  
• Painted Steel
- ⑦ **Box Drawer**  
Drawer Front Material/Finish:  
• Laminate, Wood or Painted Steel
- ⑧ **File Drawer**  
Drawer Front Material/Finish:  
• Laminate, Wood or Painted Steel
- ⑨ **Hinged Doors**  
Door Material/Finish:  
• Laminate, Wood or Painted Steel

### Note

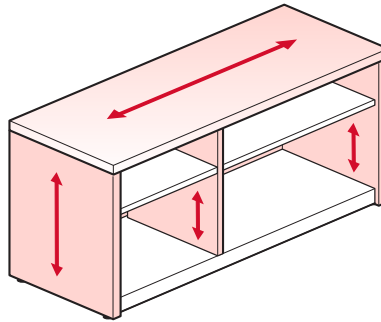
• Credenzas are not available with a mix of laminate and wood finishes. See the Price List for a complete list of material/finish combinations.

## Product Details – A Series Credenzas

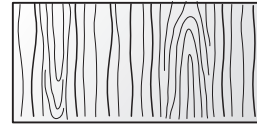
### Wood Grain Direction – Natural Veneer / Woodgrain Laminate

One and One-Half High –  
Open Credenzas

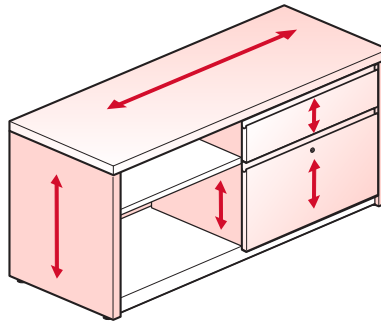
Shows Wood  
Grain Direction



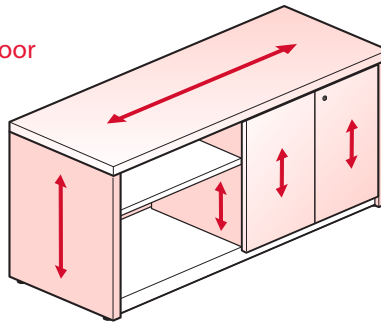
Natural Veneer / Woodgrain Laminate



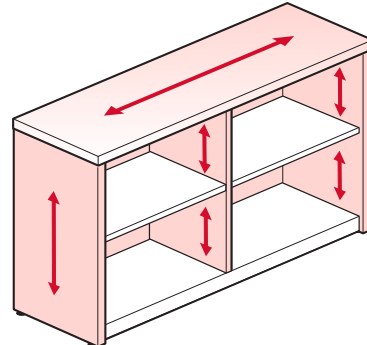
One and One-Half High –  
Credenzas with Drawers



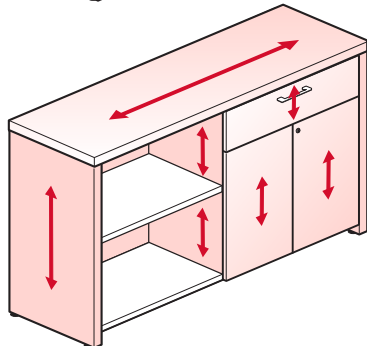
One and One-Half High –  
Credenzas with Hinged Door



Two High –  
Open Credenzas



Two High – Credenzas  
with Drawer and Doors

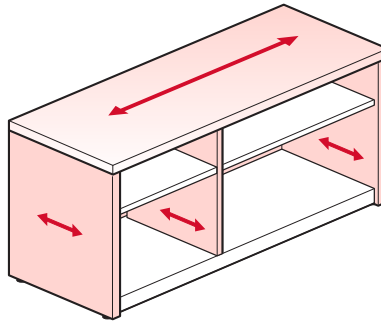


# Product Details – A Series Credenzas


## Wood Grain Direction – Double Cut Veneer

One and One-Half High –  
Open Credenzas

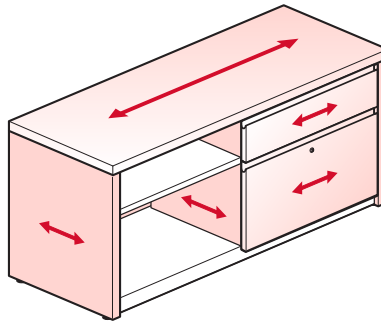
Shows Wood  
Grain Direction



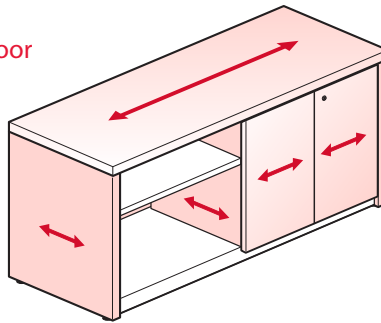
Double Cut Veneer



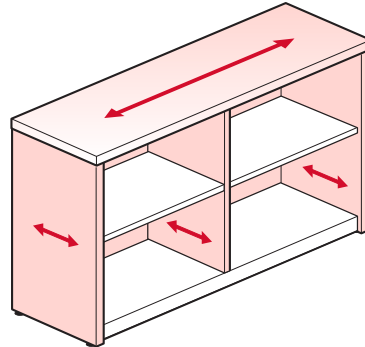
One and One-Half High –  
Credenzas with Drawers



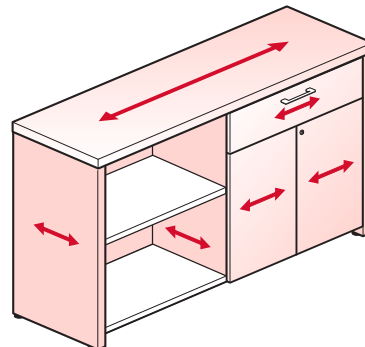
One and One-Half High –  
Credenzas with Hinged Door



Two High –  
Open Credenzas



Two High – Credenzas  
with Drawer and Doors



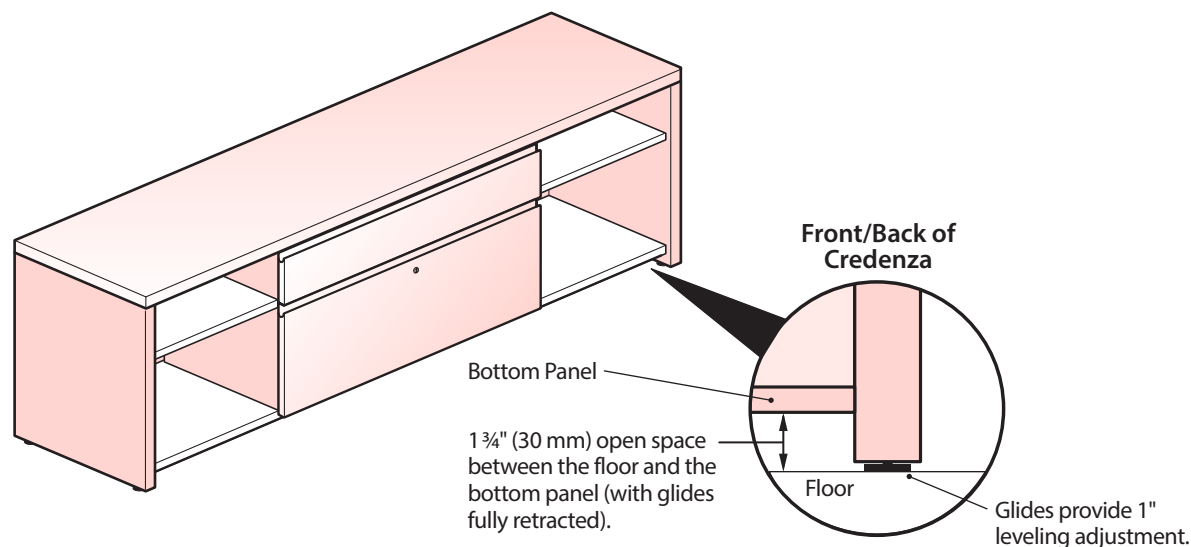
## Product Details – A Series Credenzas

### Base Options

A Series Credenzas are available with an optional Standard Base or Base with Front Toe Kick.

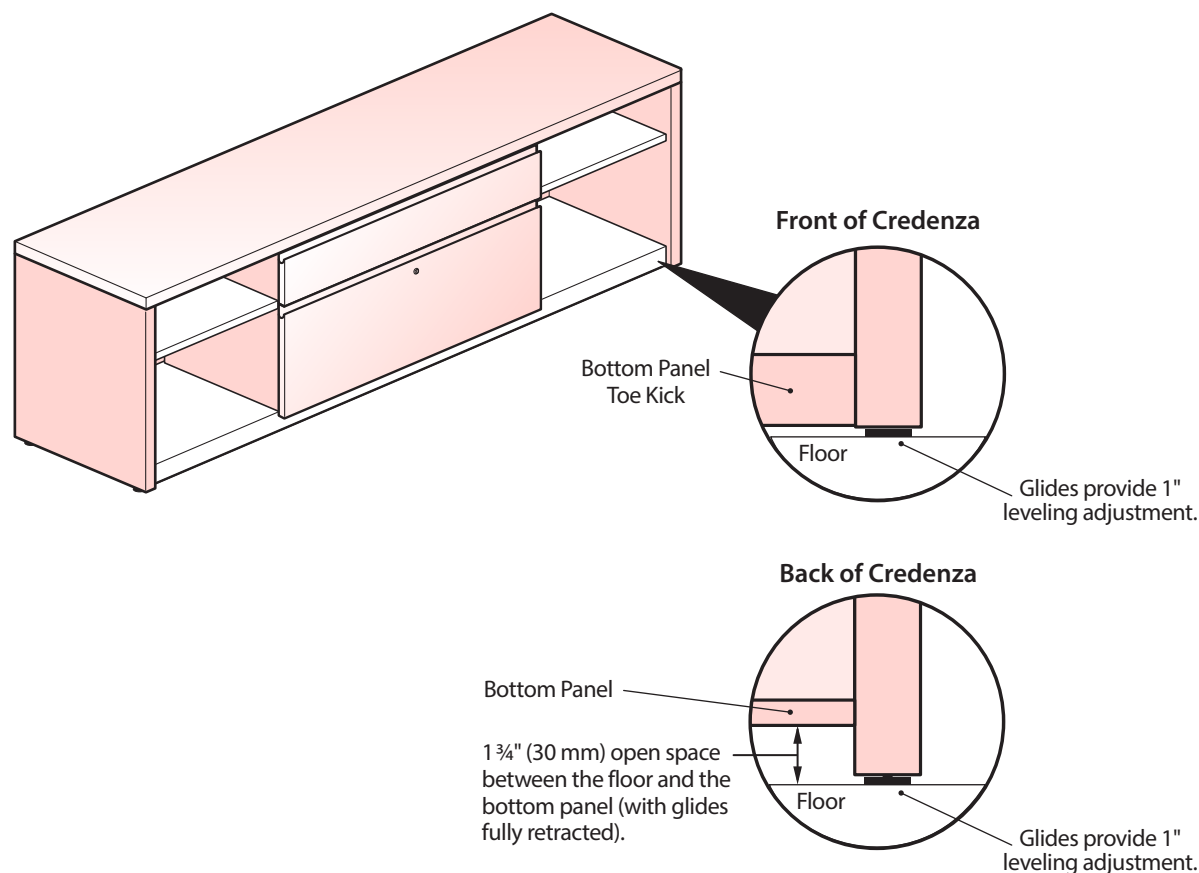
#### Standard Base (Option S)

- Credenza End Panels extend past the Bottom Panel to the floor with 1 ¾" gap between the floor and bottom panel on the front and back of the credenza.



#### Base with Front Toe Kick (Option T)

- The front of the Credenza includes a front toe kick; encloses the open space below the front bottom panel.
- The back of the Credenza does not include a toe kick; has 1 ¾" gap between the floor and bottom panel.



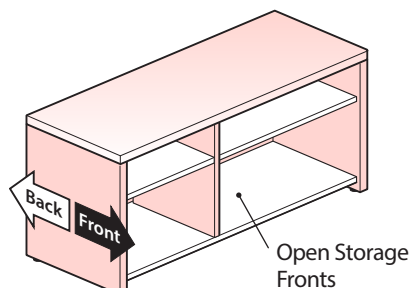
## Product Details – A Series Credenzas

### Back Panel Options

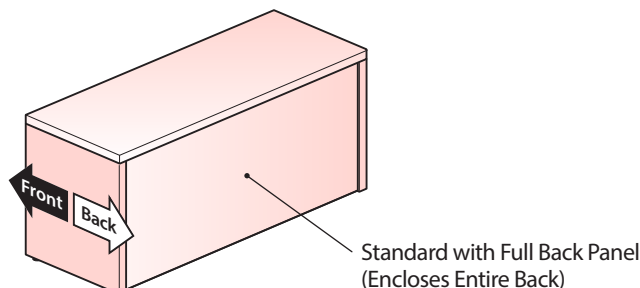
#### Open Credenzas – Standard with Full Back Panel

A Series Open Credenzas are standard with a Full Back Panel that encloses the entire back of the credenza.

- One and One-Half High Open Credenzas
- Two High Open Credenzas



Front of Open Credenza



Back of Open Credenza

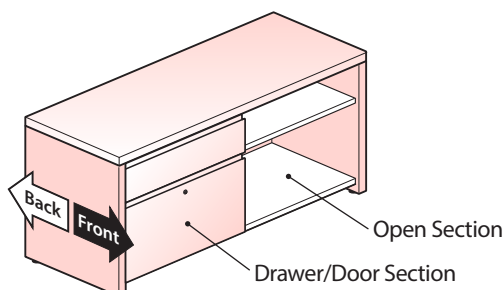
#### Credenzas with Drawers and/or Hinged Doors – Back Panel Options

A Series Credenzas – with Drawers and/or Hinged Doors are available with a Full Back Panel (Option F) or a Storage Back Panel (Option C).

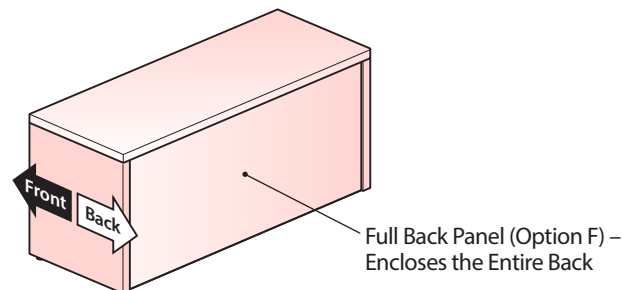
- One and One-Half High Credenzas – with Drawers
- One and One-Half High Credenzas – with Hinged Doors
- Two High Credenzas – with Drawer and Hinged Doors

#### Full Back Panel (Option F)

- A Full Back Panel (Option F) encloses the entire back of the Credenza.



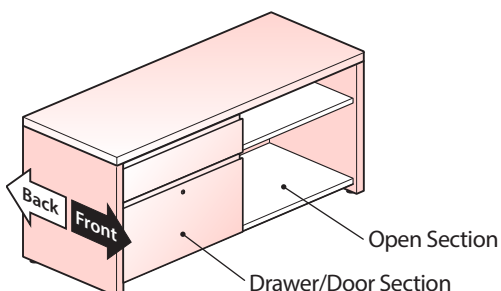
Front of Credenza with Drawers/  
or Hinged Doors



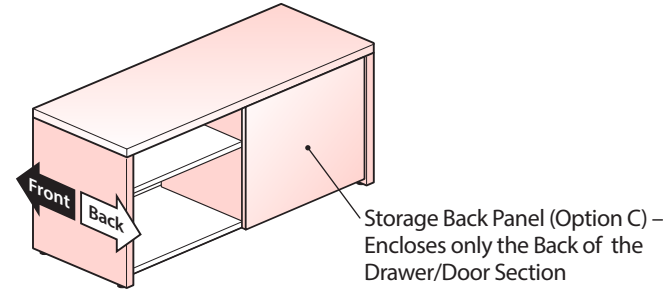
Back of Credenza with Drawers/  
or Hinged Doors

#### Storage Back Panel (Option C)

- A Storage Back Panel (Option C) encloses only the back of the drawer/door section.



Front of Credenza with Drawers/  
or Hinged Doors

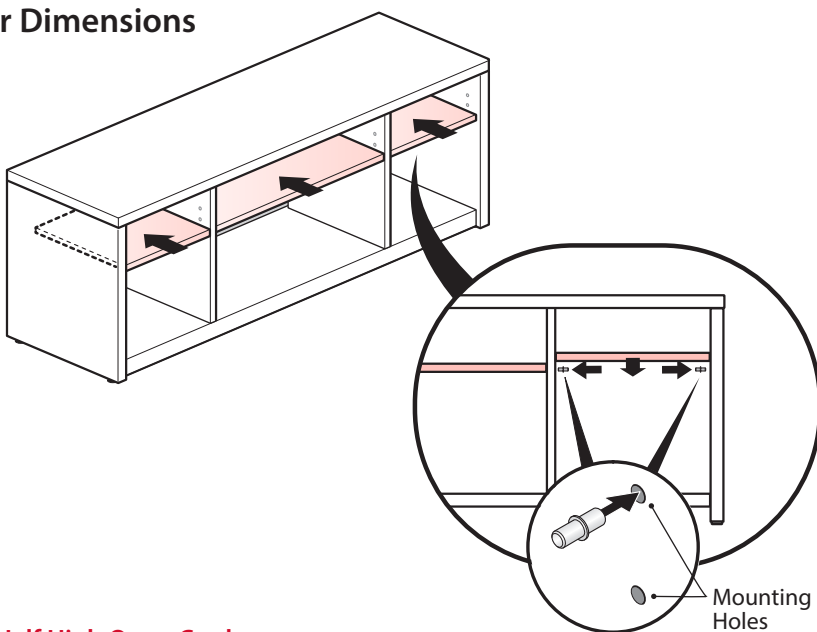


Back of Credenza with Drawers/  
or Hinged Doors

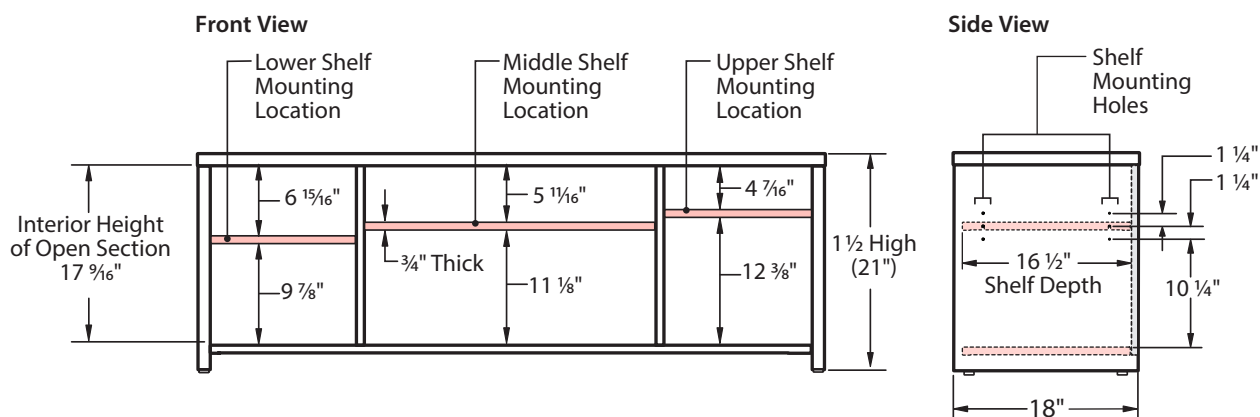
## Product Details – A Series Credenzas

### Adjustable Shelf and Interior Dimensions

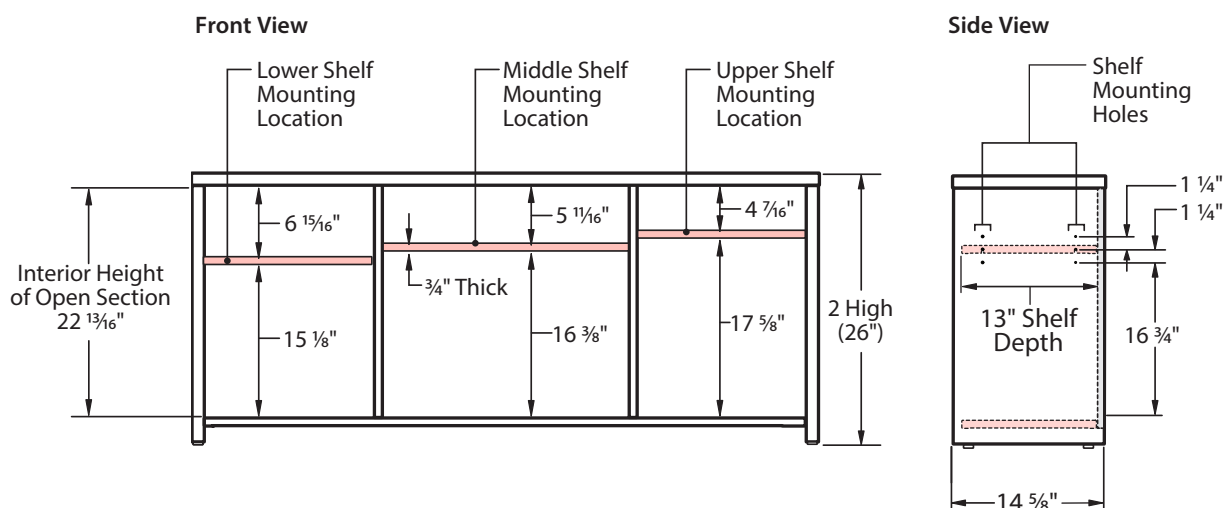
- Each open interior section includes one Adjustable Shelf which may be installed in three mounting locations.
- Adjustable Shelves are  $\frac{3}{4}$ " thick painted steel
  - Shelves for  $1\frac{1}{2}$  High Credenzas are  $16\frac{1}{2}$ " Deep
  - Shelves for 2 High Credenzas are 13" Deep
- Hinged door sections do not include a shelf.



### Interior Dimensions – One and One-Half High Open Credenzas Adjustable Shelf Mounting Locations



### Interior Dimensions – Two High Open Credenzas Adjustable Shelf Mounting Locations



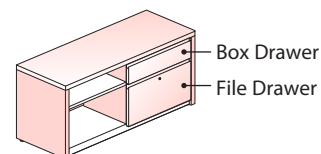
**Note** Interior Sections with Hinged Doors do not include a shelf.

## Product Details – A Series Credenzas

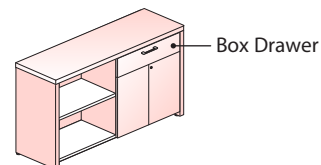
### Drawer Capacity, Load and Filing Configurations

- 1 ½ High A Series Credenzas with Drawers, include a Box drawer and a File Drawer.
- 2 High A Series Credenzas with Drawers and Doors, includes a Box Drawer.
- Drawers have full-extension ball bearing slides.
- File drawer includes a side-to-side filing bar.
- File drawer does not accommodate the File Drawer Insert.

1 ½ High –  
Credenzas  
with Drawers



2 High –  
Credenzas  
with Drawer  
and Doors



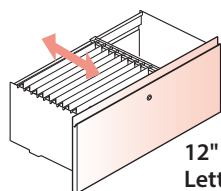
#### Box Drawer Load Capacities

Nominal Size	Depth	Width	Load
6"H x 24"W	13 ⅝"	20 ⅜"	16 lbs.
6"H x 30"W	13 ⅝"	26 ⅜"	20 lbs.
6"H x 36"W	13 ⅝"	32 ⅜"	25 lbs.

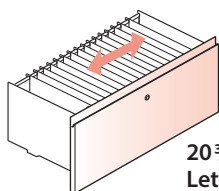
#### File Drawer Load Capacities (1 ½ High Only)

Nominal Size	Depth	Width	Load
12"H x 24"W	13 ⅝"	20 ⅜"	44 lbs.
12"H x 30"W	13 ⅝"	26 ⅜"	57 lbs.
12"H x 36"W	13 ⅝"	32 ⅜"	70 lbs.

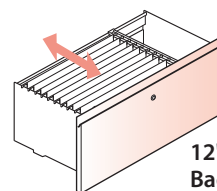
#### 24" Wide File Drawer – Filing Configurations



12" Front To Back  
Letter Filing

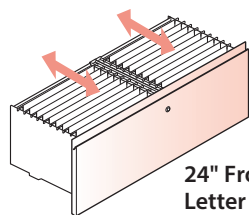


20 ¾" Side To Side  
Letter Filing

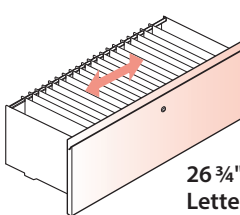


12" Front To  
Back Legal Filing

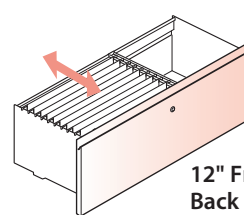
#### 30" – Wide File Drawer – Filing Configurations



24" Front To Back  
Letter Filing

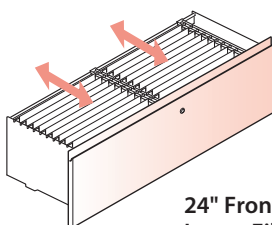


26 ¾" Side To Side  
Letter Filing

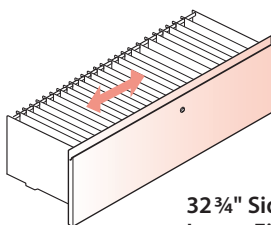


12" Front To  
Back Legal Filing

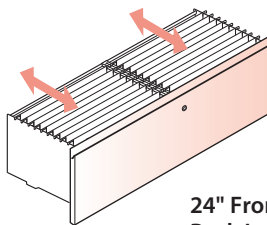
#### 36" – Wide File Drawer – Filing Configurations



24" Front To Back  
Letter Filing



32 ¾" Side To Side  
Letter Filing



24" Front To  
Back Legal Filing

#### Note

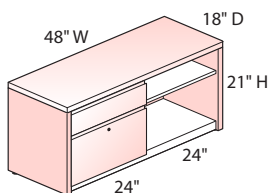
- Drawer load ratings are based on BIFMA load requirement of 0.017 lbs per cubic inch of drawer volume.
- Due to the clearance height – there may be interference with some hanging folder tabs.
- Front-to-Back File Bars must be separately specified.

## Product Details – A Series Credenzas

### Drawer Counterweight Requirements

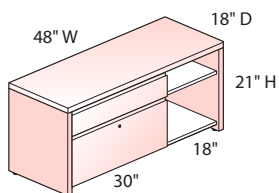
#### 1 ½ High A Series Credenzas with Drawers – Counterweight Requirements

- Counterweights are included as needed for select 1 ½ High storage configurations.



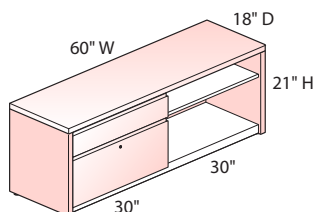
**48" Wide Credenzas with 24" Wide Drawers**

- Counterweight not required.



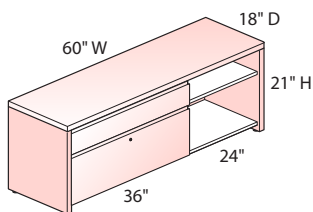
**48" Wide Credenzas with 30" Wide Drawers**

- Includes a counterweight.



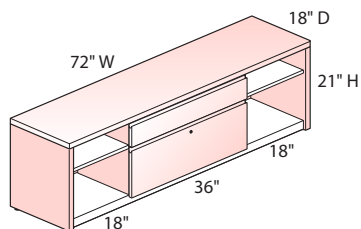
**60" Wide Credenzas with 30" Wide Drawers**

- Counterweight not required.



**60" Wide Credenzas with 36" Wide Drawers**

- Includes a counterweight.

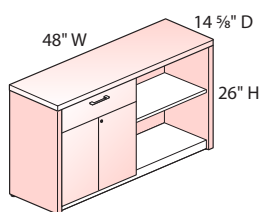


**72" Wide Credenzas with 36" Wide Drawers**

- Counterweight not required.

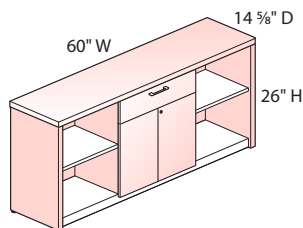
#### 2 High A Series Credenzas with Drawer and Doors – Counterweight Requirements

- Two High Credenzas with Drawer and Doors do not require a counterweight.



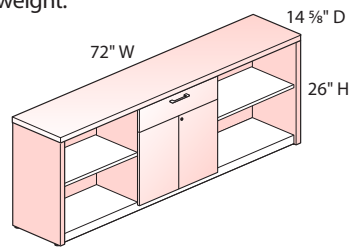
**48" Wide**

- Counterweight not required.



**60" Wide**

- Counterweight not required.



**72" Wide**

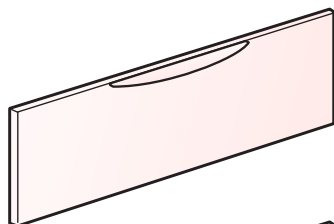
- Counterweight not required.



## Product Details – A Series Credenzas

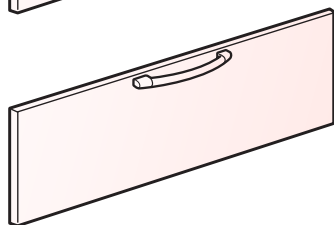
### Drawer Pull Options

- Storage elements with file or box drawers are available with a choice of drawer pull options.



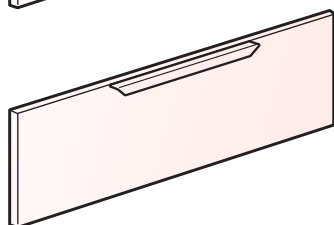
#### Ellipse Pull (1)

- Finished with non-metallic trim colors only.
- Available with Steel, Laminate and Wood Drawer Fronts.



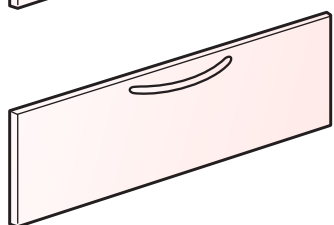
#### Radius Pull (2)

- Finished with metallic trim colors only.
- Available with Steel, Laminate and Wood Drawer Fronts.



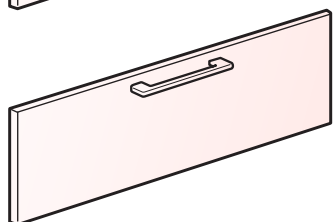
#### Taper Pull (3)

- Finish matches specified trim color for painted steel back, bottom, and shelf.
- Available with Steel, Laminate and Wood Drawer Fronts.



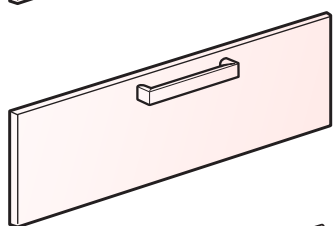
#### Crescent Pull (7)

- Finished in Brushed nickel.
- Available with Steel, Laminate and Wood Drawer Fronts.



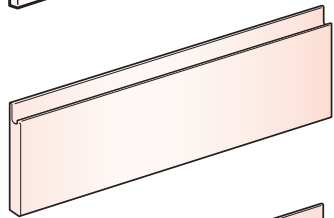
#### Linear Pull (8)

- Finished in Brushed nickel.
- Available with Steel, Laminate and Wood Drawer Fronts.



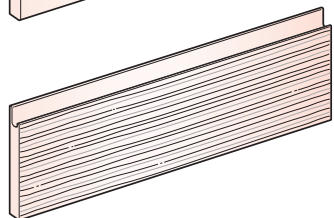
#### Classic Pull (9)

- Finished in Brushed nickel.
- Available with Steel, Laminate and Wood Drawer Fronts.



#### Steel J-Pull (J)

- J-Pull trim color matches painted steel front.
- Available with steel drawer fronts; only.

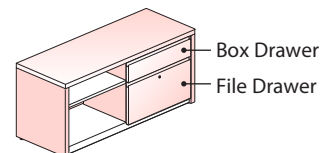


#### Wood/Laminate J-Pull (K)

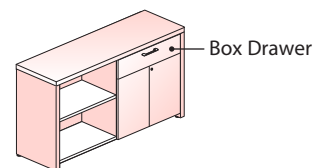
- J-Pull trim matches specified trim color for painted steel back, bottom, and shelf.
- Available with laminate and wood drawer fronts; only.

### Credenza Drawer Configurations:

#### One and One-Half High – Credenzas with Drawers



#### Two High – Credenzas with Drawer and Doors

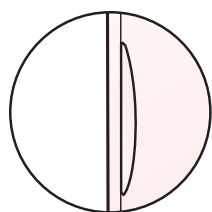
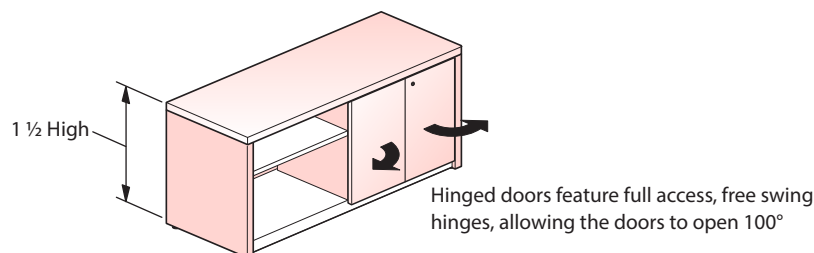


## Product Details – A Series Credenzas

### Door Pull Options

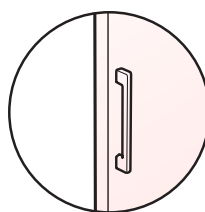
#### One and One-Half High with Hinged Doors

- One and One-Half High Credenzas with hinged doors are available with a choice of pull options.
- Pull options are available with all steel, laminate and wood hinged door fronts.



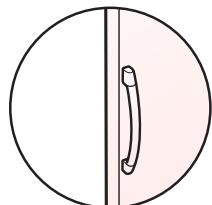
#### Ellipse Pull (1)

- Finished with non-metallic trim colors only.



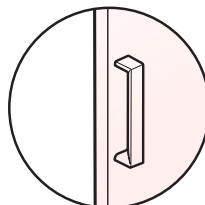
#### Linear Pull (8)

- Finished in Brushed nickel.



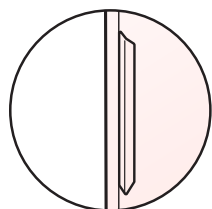
#### Radius Pull (2)

- Finished with metallic trim colors only.



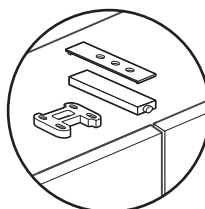
#### Classic Pull (9)

- Finished in Brushed nickel.



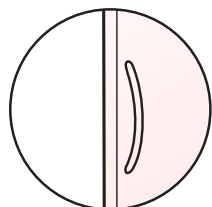
#### Taper Pull (3)

- Finish matches specified trim color for painted steel back, bottom, and shelf.



#### No Pull (N)

- No Pull option features a touch latch located on the right-hand door; left-hand door opens only when right hand door is open.

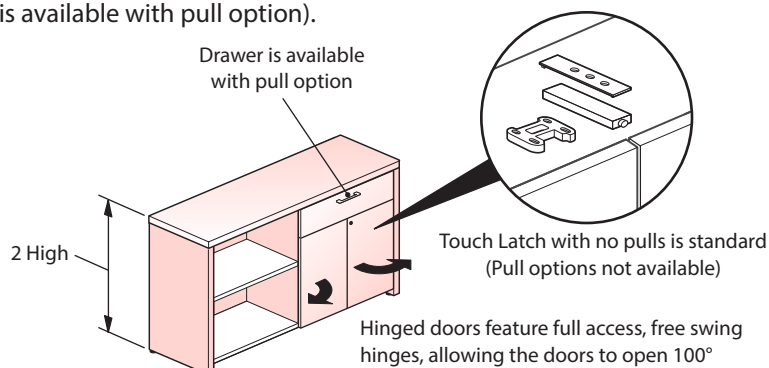


#### Crescent Pull (7)

- Finished in Brushed nickel.

#### Two High Credenzas with Drawer and Doors

- Two High Credenzas with Drawer and doors are standard with a touch latch and no pulls for the hinged doors; the touch latch is located on the right-hand door; left-hand door opens only when right-hand door is open (the drawer is available with pull option).



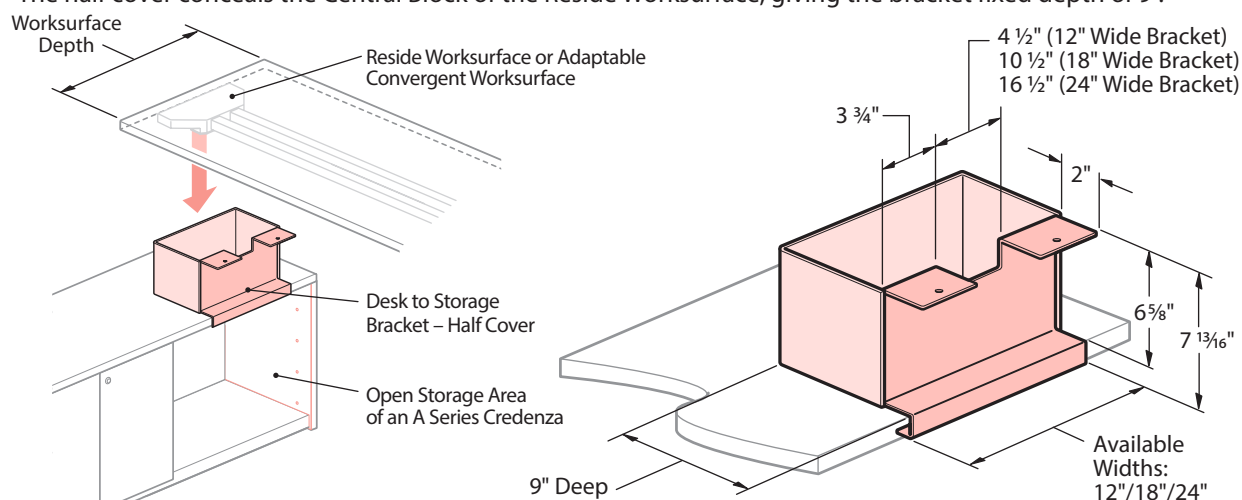
## A Series – Brackets

### Desk-to-Storage Bracket

- The separately specified A Series Desk-to-Storage Bracket attaches to a 1 ½ Half High A Series Credenza and may be used to support one end of a Reside Worksurface or an Adaptable Convergent Worksurface in a perpendicular application.
- The Bracket may only be attached to open storage areas of a Credenza top.
- Specify the width of the bracket to correspond with the depth of the Reside Worksurface:
  - 24" Deep Reside Worksurface requires a 12" Wide Desk to Storage Bracket
  - 30" Deep Reside Worksurface requires a 18" Wide Desk to Storage Bracket
  - 36" Deep Reside Worksurface requires a 24" Wide Desk to Storage Bracket
- The Desk-to-Storage Bracket is available in two configurations:
  - Half Cover which allows the Worksurface to overlap the Credenza 9".
  - Full Cover which allows the Worksurface to overlap the credenza between 13"-18". An 18" overlap would make the edge of the worksurface flush with the back edge of the Credenza top.

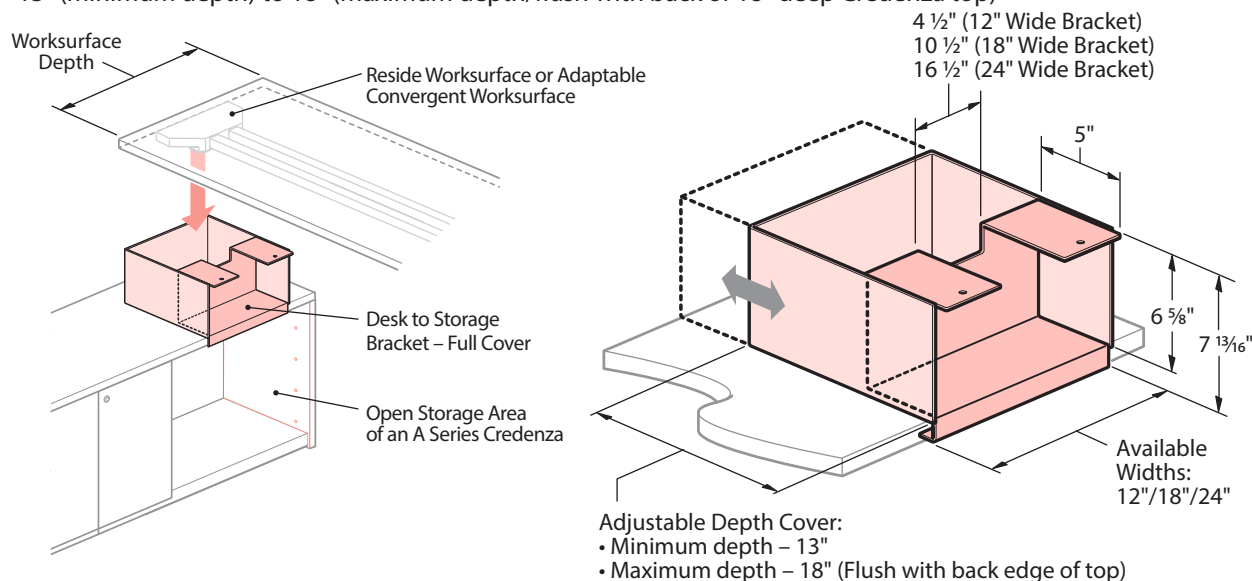
#### Desk To Storage Bracket – Half Cover

- The half cover conceals the Central Block of the Reside Worksurface, giving the bracket fixed depth of 9".



#### Desk To Storage Bracket – Full Cover

- The full cover conceals the Central Block of the Reside Worksurface and covers the bracket at variable depths; 13" (minimum depth) to 18" (maximum depth/flush with back of 18" deep Credenza top)



**Tip** Desk to Storage Bracket requires field drilling of both surfaces for installation.

#### Note

- Desk-to-Storage Bracket is not for use with Intuity Benching
- Beside Desk-to-Storage Bracket is not for use with A Series Credenza, must use A Series Desk-to-Storage Bracket.

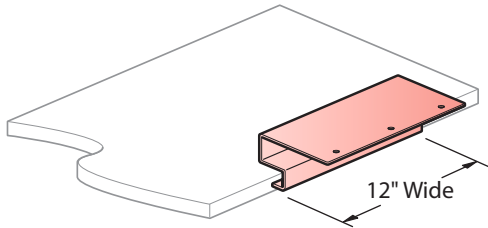
## A Series – Brackets

### Floating Worksurface Bracket

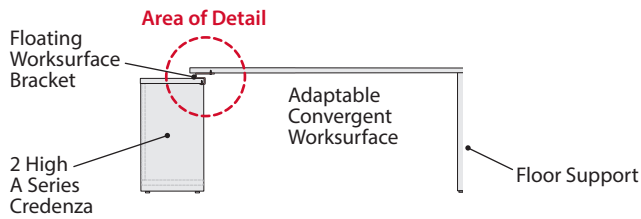
- The separately specified A Series Floating Worksurface Bracket is for use with 2 High A Series Credenzas and Adaptable Worksurfaces.

#### Floating Worksurface Bracket for For Two High A Series Credenza

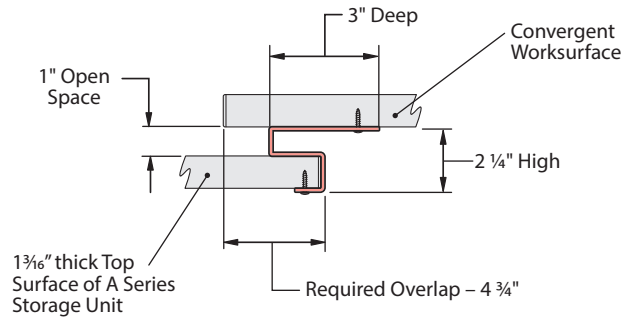
- The bracket attaches an Adaptable Convergent Worksurface to a 2 High A Series Credenza.
- The bracket requires minimum of  $4\frac{3}{4}$ " overlap between the Top of the A Series Storage Unit and the Adaptable Convergent Worksurface.



#### Typical Floating Worksurface Application For 2 High A Series Credenza (Side View)



#### Dimensions – Side View



Floating Worksurface Bracket requires field drilling of both surfaces for installation.

#### Note

- Bracket application must adhere to  $4\frac{3}{4}$ " overlap requirement for support and load guidelines.
- The Floating Worksurface Bracket **IS NOT** for use with Intuity Benching or Reside Desking.

## A Series – Brackets

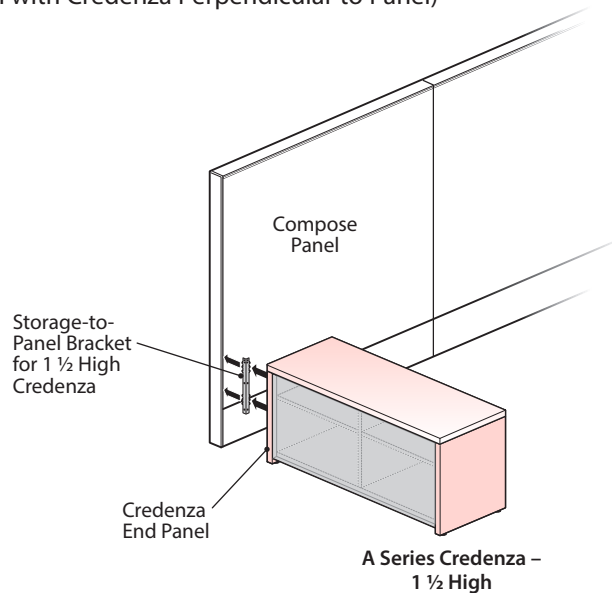
### Storage-to-Panel Bracket

- The separately specified A Series Storage-to-Panel Bracket is used to attach an A Series Credenzas to an appropriate Compose Panel.
- The non-handed bracket allows an A Series credenza to be attached to a Compose Panel.

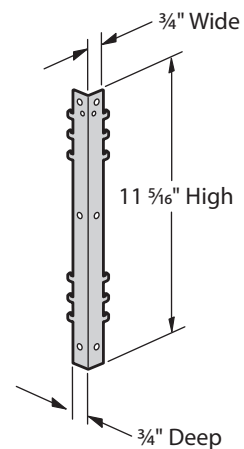
#### Storage To Panel Bracket for 1 ½ High A Series Credenza

- The Storage-to-Panel Bracket attaches to a Compose Panel Frame and the End Panel of an A Series 1 ½ High Credenza. The bracket is designed for minimal visibility when installed

#### Storage-to-Panel Bracket Application For 1 ½ High A Series Credenzas (Shown with Credenza Perpendicular to Panel)



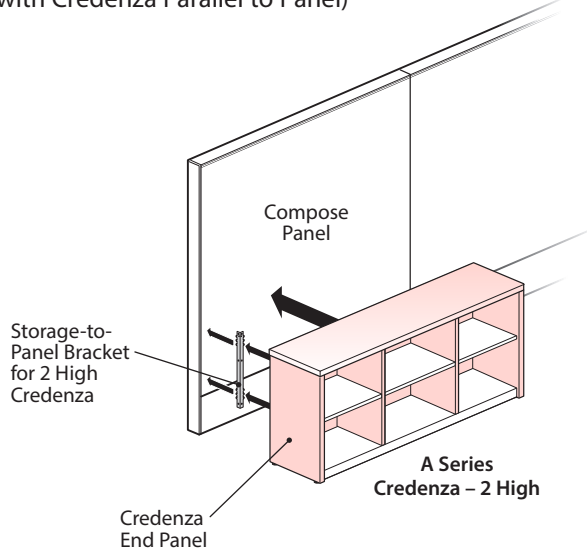
#### Dimensions



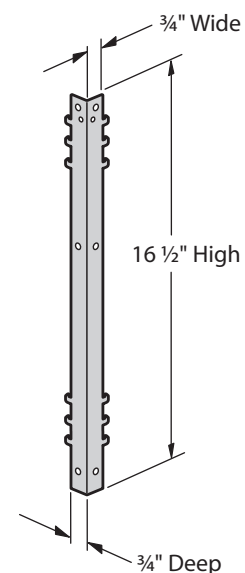
#### Storage To Panel Bracket for Two High A Series Credenza

- The Storage-to-Panel Bracket attaches to a Compose Panel Frame and the End Panel of an A Series 2 High Credenza. The bracket is designed for minimal visibility when installed.

#### Storage-to-Panel Bracket Application For 2 High A Series Credenzas (Shown with Credenza Parallel to Panel)



#### Dimensions



#### Note

- The Storage-to-Panel Bracket requires field drilling for installation on Credenza.
- See the Compose Specification Guide for Panel Support and Load Guidelines; refer to Beside Storage without Anti-Dislodgement Clip Kit for A Series guidelines.

**This page intentionally left blank.**

## Product Application – A Series Storage

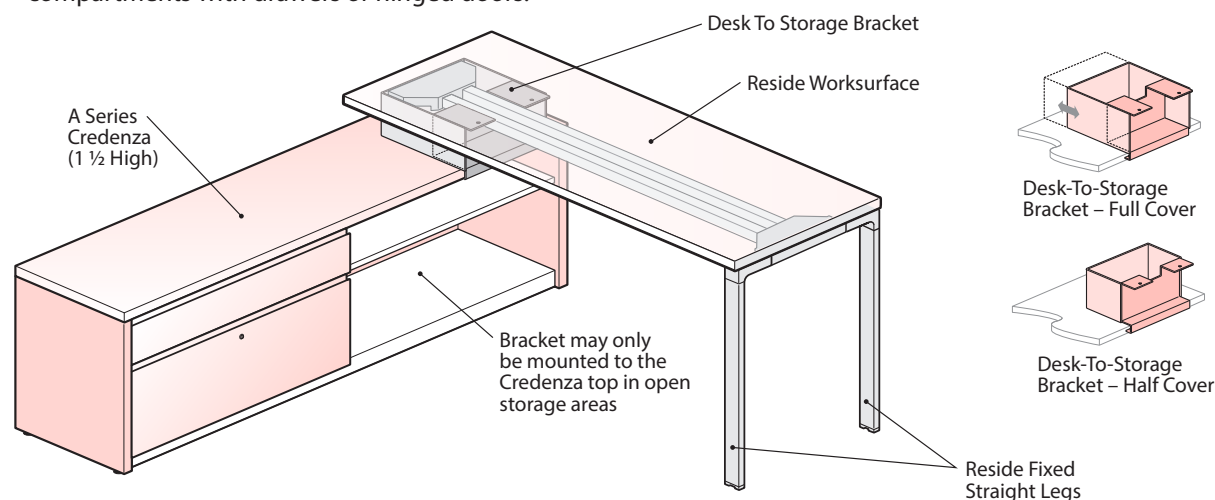
## Product Application – A Series Storage

### Floating Worksurface Applications

- Reside Worksurfaces and Adaptable Convergent Worksurfaces may be used with A-Series Credenzas and the following brackets to create Floating Worksurface Applications:
  - A Series Desk-To-Storage Bracket (For use only with 1 ½ High A Series Credenzas)
  - A Series Floating Worksurface Bracket (For use only with 2 High A Series Credenzas)

### Reside Worksurfaces – 1 ½ High Credenza with Floating Worksurface Application

- A Reside Worksurface may be attached to an 1 ½ High A Series Credenza using the Desk-to-Storage Bracket.
- The Desk-to-Storage Bracket must be installed on the centerline of the Reside Worksurface to enclose the Central Block and the Support Beams.
- One end of the Reside Worksurface is supported by the Desk-to-Storage Bracket and the A Series Credenza while the other end is supported by separately specified Reside Desking Legs.
- The Bracket may only be attached to open storage areas of a Credenza top, avoid positioning worktops over compartments with drawers or hinged doors.



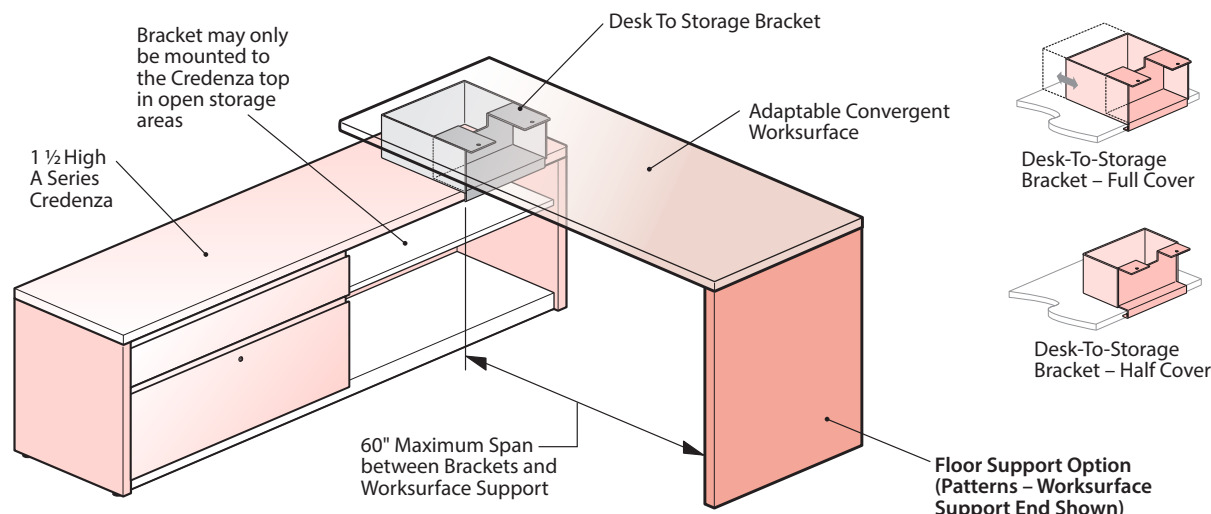


## Product Application – A Series Storage

### Floating Worksurface Applications (Continued)

#### Adaptable Convergent Worksurfaces – 1 ½ High Credenza with a Desk-to-Storage Bracket

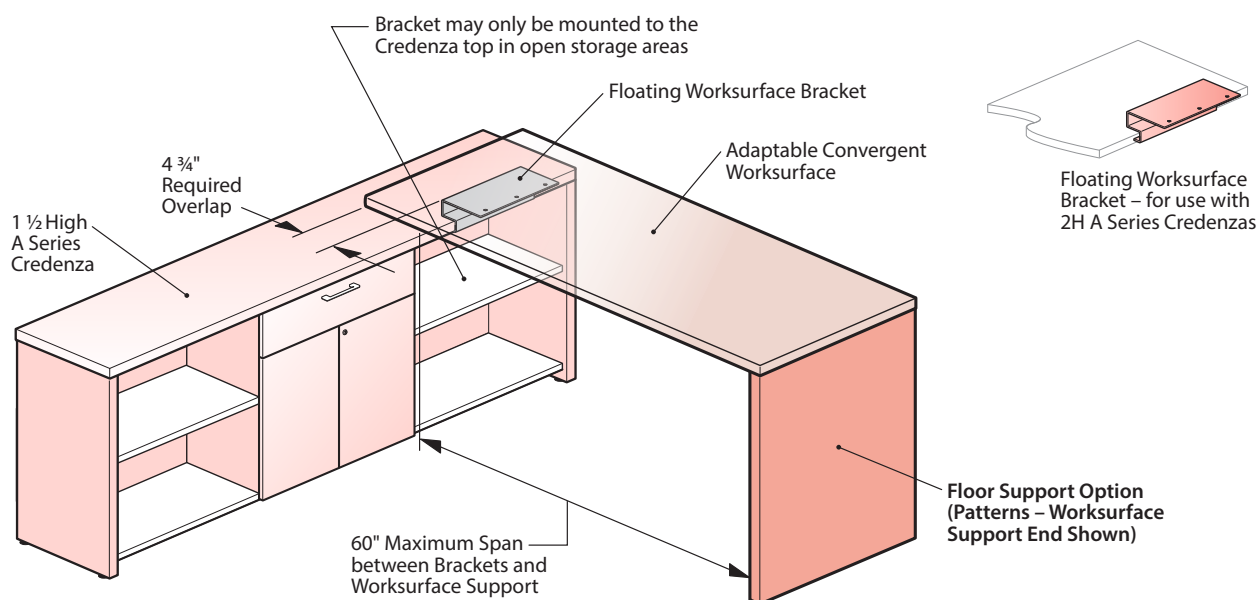
- An Adaptable Convergent Worksurface may be attached to an 1 ½ High A Series Credenza using the Desk-to-Storage Bracket.
- One end of the Adaptable Worksurface would be supported by the Desk-to-Storage Bracket and the A Series Credenza while the other end would be supported by separately specified floor support.
- The Bracket may only be attached to open storage areas of a Credenza top, avoid positioning worktops over compartments with drawers or hinged doors.



#### Adaptable Convergent Worksurfaces – 2 High Credenza with a Floating Worksurface Bracket

An Adaptable Convergent Worksurface may be attached to an 2 High A Series Credenza using the Floating Worksurface Bracket.

- One end of the Adaptable Worksurface would be supported by the Floating Worksurface Bracket and the A Series Credenza while the other end would be supported by separately specified Floor Support.
- The Bracket may only be attached to open storage areas of a Credenza top, avoid positioning worktops over compartments with drawers or hinged doors.



#### Note

- Refer to the Compose Specification Guide for Desk-to-Storage Bracket guidelines for an adaptable worksurface applications.
- An Adaptable Worksurface supported by the Floating Worksurface Bracket may not span more than 60".

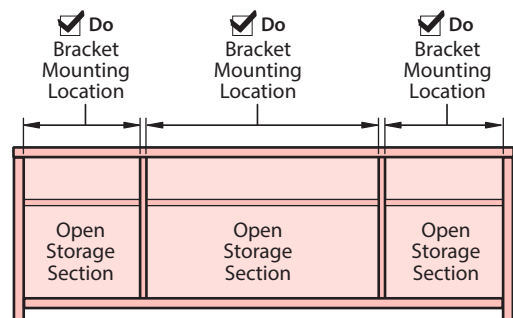
## Product Application – A Series Storage

### Floating Worksurface Application – Bracket Attachment To Front of Credenza

- The Desk-To-Storage Bracket may be attached to the front of a Credenza top, in open storage sections only (sections with drawers and doors fronts interfere the attachment of the bracket)

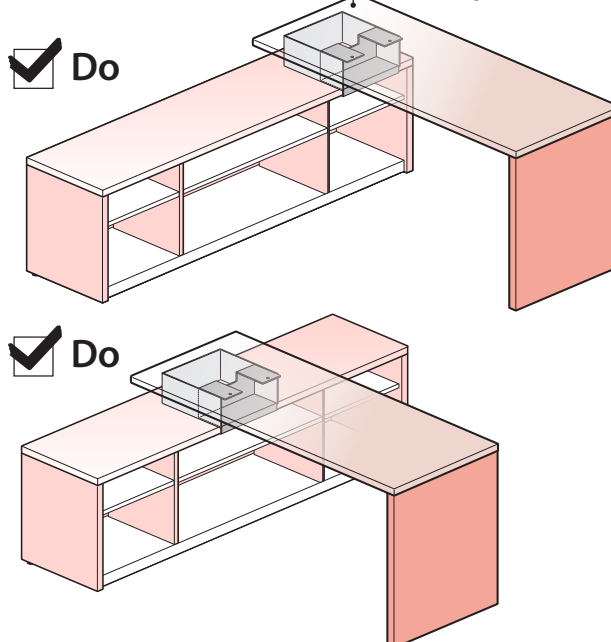
Floating Worksurface Options:  
 – Adaptable Convergent Worksurface/Floor Support  
 – Reside Worksurface/Reside Legs

#### Open Credenza Front – Bracket Mounting Locations

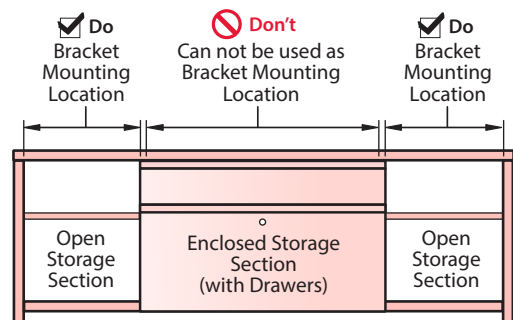


✓ Do

✓ Do

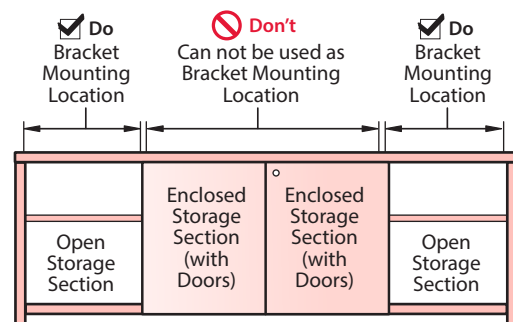
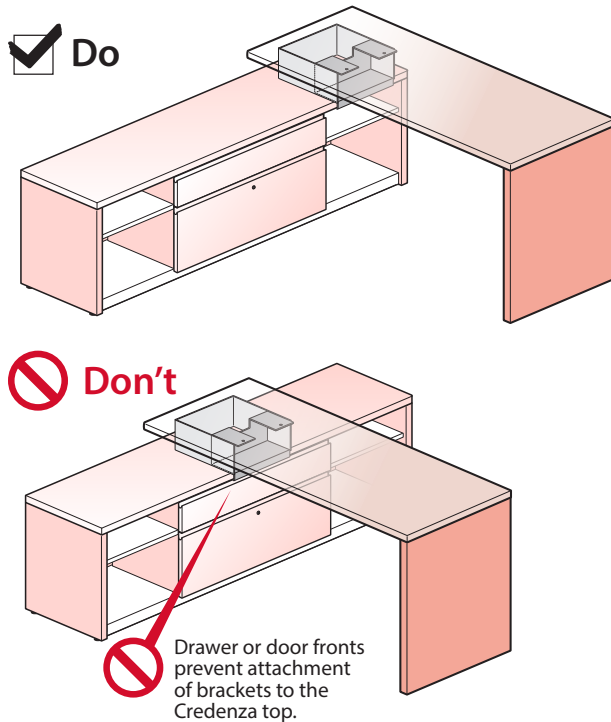


#### Storage Credenza Front – Bracket Mounting Locations



✓ Do

✗ Don't



- Tip**
- 60" is the maximum distance allowed between the Desk-To-Storage Brackets and the Worksurface Support.
  - Worksurface Reinforcement Channel is recommended for unsupported Convergent Adaptable Worksurface spans greater than 50" (1270 mm) and/or heavily loaded conditions.

**Note** Ensure Open Storage Section is wide enough to accommodate width of Brackets.

## Product Application – A Series Storage

### Floating Worksurface Application – Bracket Attachment To Front of Credenza

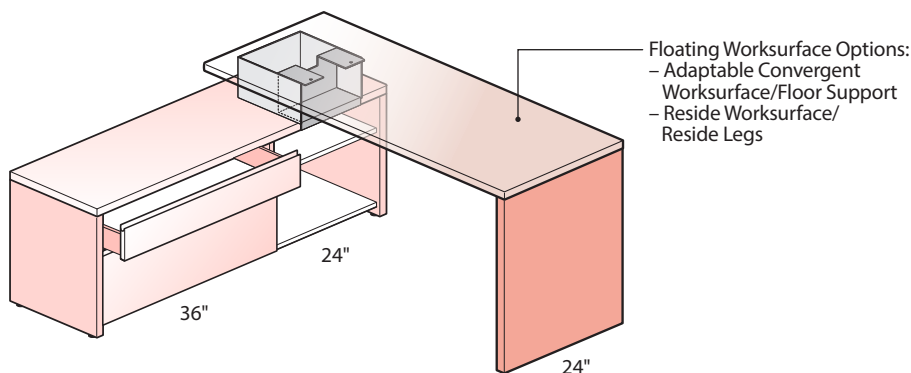
#### Drawer Access

- When mounting worksurfaces to the front of an A Series Credenza, ensure the location of the Worksurface does not interfere with drawer access.



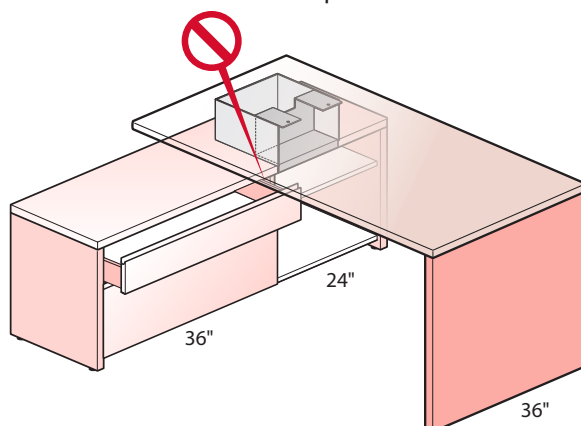
**Do**

The width of the Credenza and the worksurface allow full access to the drawer.



#### **Not Recommended**

The location and width of worksurface prohibits full access to the drawer.



- 60" is the maximum distance allowed between the Desk-To-Storage Brackets and the Worksurface Support.
- Worksurface Reinforcement Channel is recommended for unsupported Convergent Adaptable Worksurface spans greater than 50" (1270 mm) and/or heavily loaded conditions.



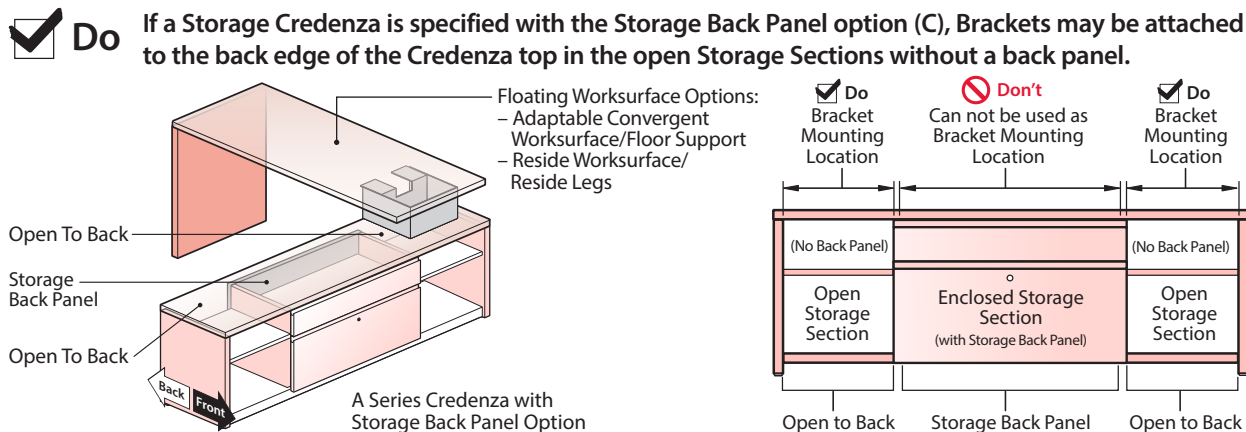
- Brackets must be installed on the centerline of the Worksurfaces to provide proper support.
- Ensure Open Storage Section is wide enough to accommodate width of Brackets.

## Product Application – A Series Storage

### Floating Worksurface Application – Bracket Attachment To Back of Credenza

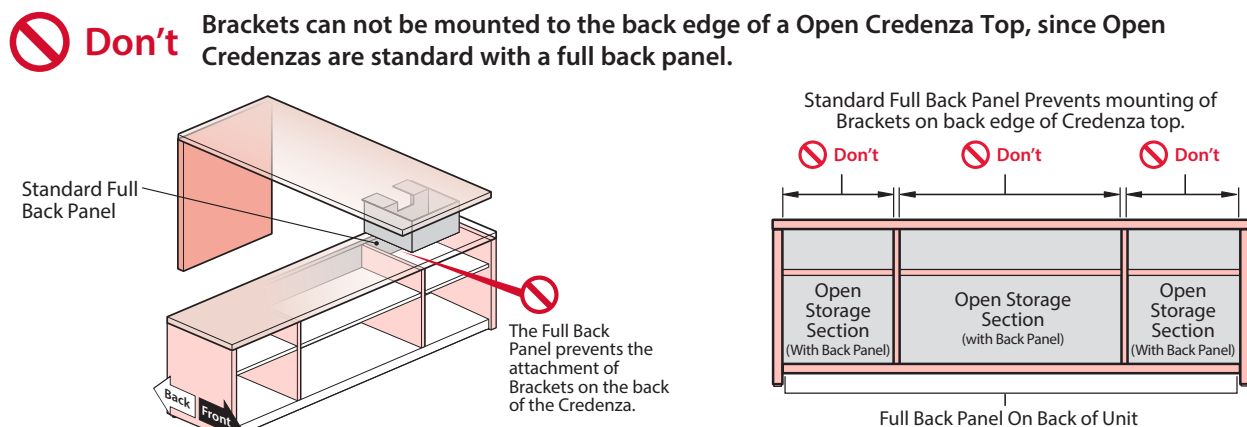
#### Credenza with Storage Back Panel Option (C) – Bracket Mounting Locations

- The Storage Back Panel Option (C) covers only the of the storage section with a back panel, leaving the open sections without a back panel. These open storage sections at the back of the Credenza allow for the mounting of the Desk-to-Storage Bracket to the back edge of the Credenza top.

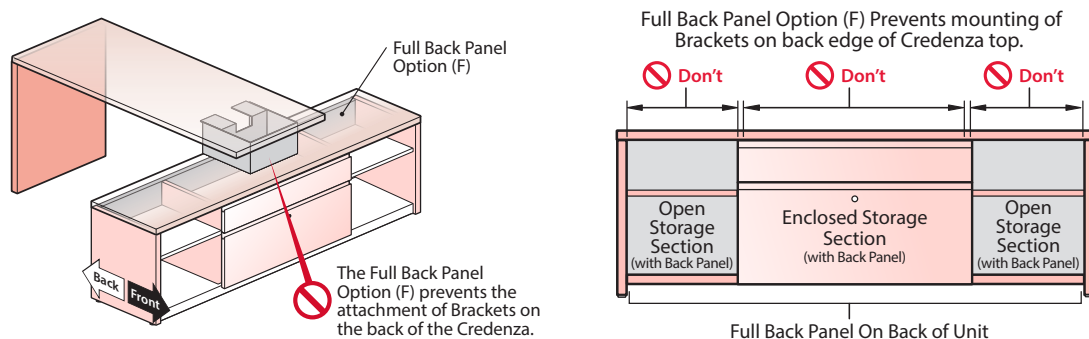


#### Credenza with Full Back Panel – Bracket Mounting Locations

- Full Back Panels cover the entire back of the Credenza, prohibiting the attachment of brackets to the back of the Credenza. (Full Back Panels are standard on all Open Credenzas and optional on Storage Credenzas)



- Don't** Brackets can not be mounted to the back edge of a Storage Credenzas specified with the full back panel option (F), since the full back panel interferes with the mounting of the bracket.



- Tip**
- 60" is the maximum distance allowed between the Desk-To-Storage Brackets and the Worksurface Support.
  - Worksurface Reinforcement Channel is recommended for unsupported Convergent Adaptable Worksurface spans greater than 50" (1270 mm) and/or heavily loaded conditions.

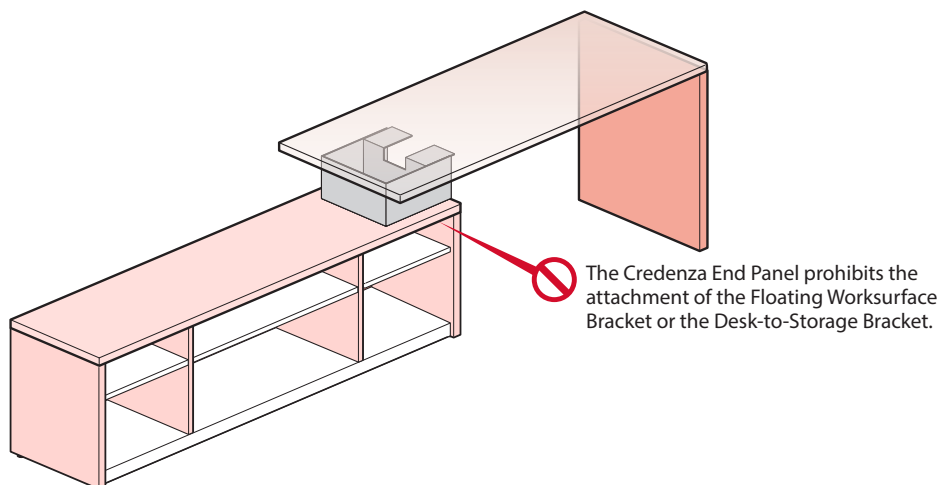
- Note**
- Brackets must be installed on the centerline of the Worksurfaces to provide proper support.
  - Ensure Open Storage Section is wide enough to accommodate the width of the Bracket.

## Product Application – A Series Storage

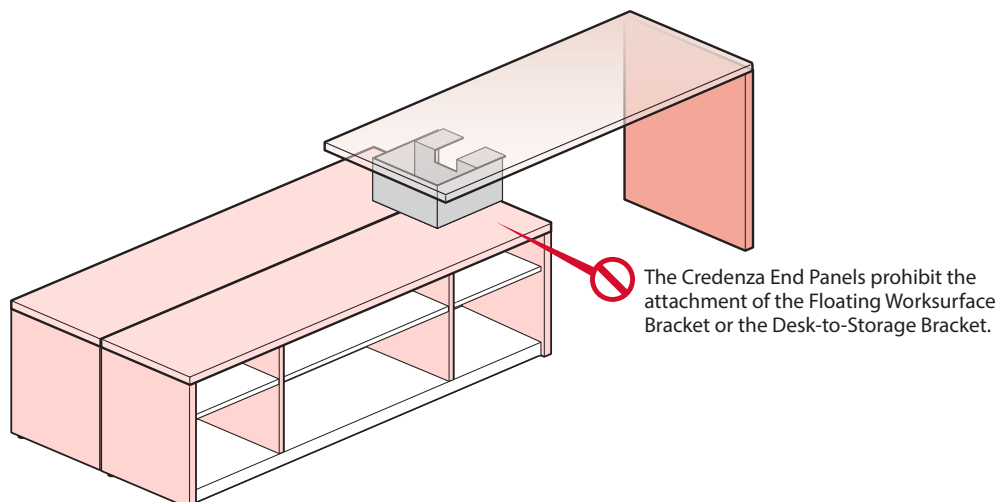
### Floating Worksurface Application – Bracket Attachment To Side of Credenza

- Worksurfaces can not be mounted on the side of an A Series Credenza, since the End Panel prohibits the attachment of the Floating Worksurface Bracket or the Desk-to-Storage Bracket.

**Don't** Brackets can not be mounted to the side an A Series Credenza



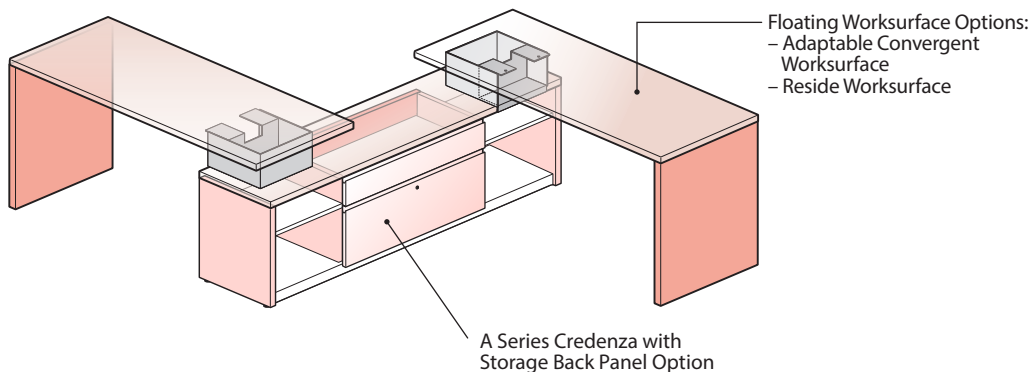
**Don't** Brackets can not be mounted to the side of an A Series Credenza in a back-to-back application.



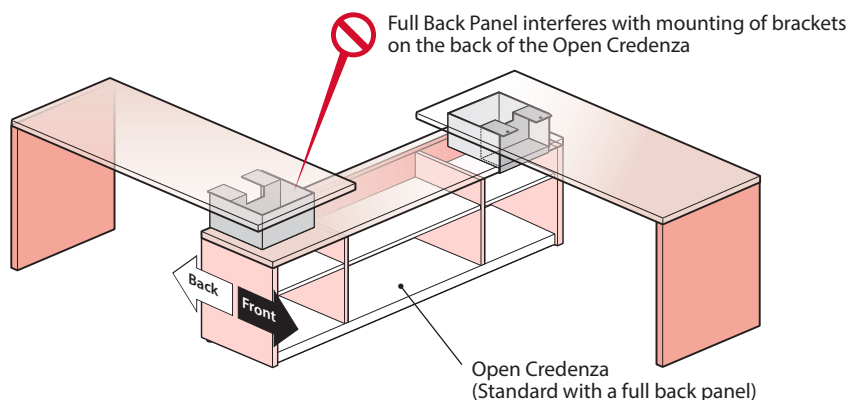
## Product Application – A Series Storage

### Floating Worksurface Application – Bracket Attachment at Front and Back of Credenza

- ✓ Do** If a Storage Credenza is specified with the Storage Back Panel option (C), Brackets may be attached to the front and back edges of the Credenza top in the open Storage Sections.



- ✗ Don't** Brackets can not be mounted to the back edge of a Open Credenza Top, since Open Credenzas are standard with a full back panel.



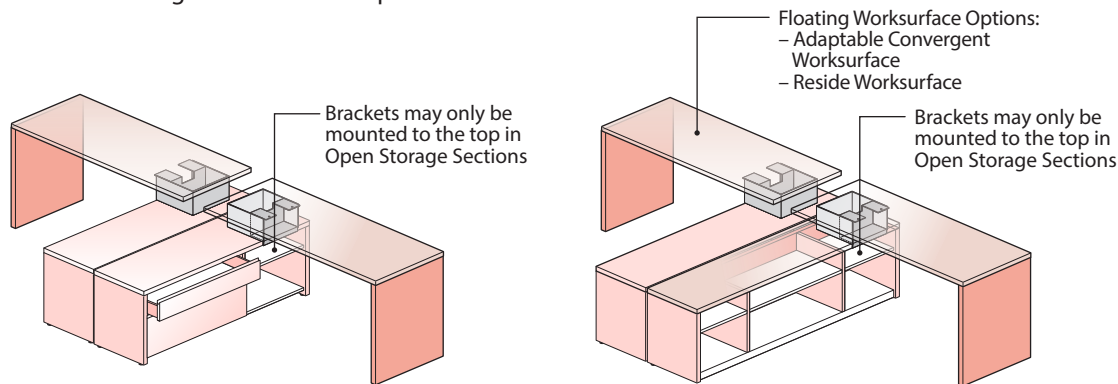
- Tip**
- 60" is the maximum distance allowed between the Desk-To-Storage Brackets and the Worksurface Support.
  - Worksurface Reinforcement Channel is recommended for unsupported Convergent Adaptable Worksurface spans greater than 50" (1270 mm) and/or heavily loaded conditions.

- Note**
- Brackets must be installed on the centerline of the Worksurfaces to provide proper support.
  - Ensure Open Storage Section is wide enough to accommodate width of Brackets.

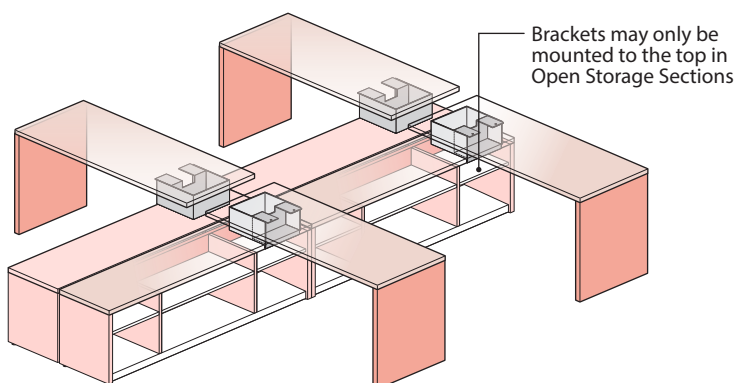
## Product Application – A Series Storage

### Floating Worksurface Application – Bracket Attachment to Back-to-Back Credenzas

- ✓ **Do** Worksurfaces may be mounted to the open fronts of back-to-back A Series Credenzas.
- Desk-to-Storage Brackets or Floating Worksurface Brackets may be used to mount worksurfaces to the front edge of Credenzas tops.



- ✓ **Do** Worksurfaces may be mounted to an in-line spine of back-to-back A Series Credenzas.
- Desk-to-Storage Brackets or Floating Worksurfaces Brackets may be used to mount worksurfaces to the Open Credenzas or Credenzas with Drawers and/or Doors.



- Tip**
- 60" is the maximum distance allowed between the Desk-To-Storage Brackets and the Worksurface Support.
  - Worksurface Reinforcement Channel is recommended for unsupported Convergent Adaptable Worksurface spans greater than 50" (1270 mm) and/or heavily loaded conditions.

- Note**
- Brackets must be installed on the centerline of the Worksurfaces to provide proper support.
  - Ensure Open Storage Section is wide enough to accommodate width of Brackets.

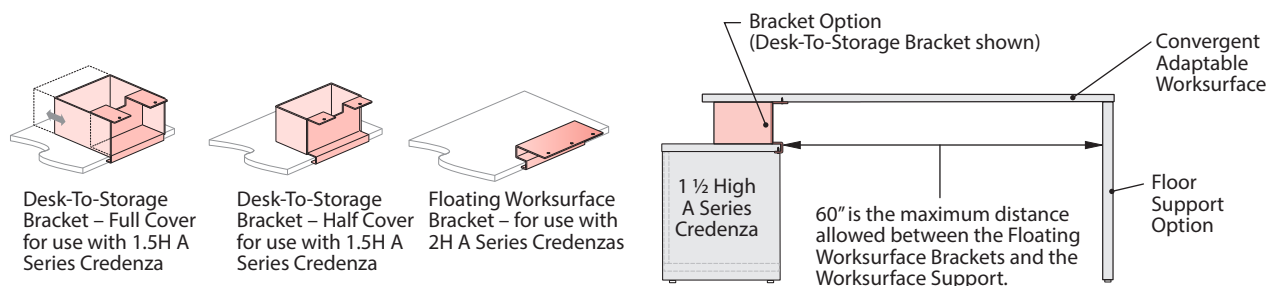


## Product Application – A Series Storage

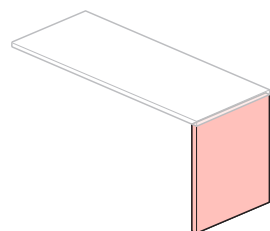
### Floating Worksurface Application – Floor Support Options for Adaptable Convergent Worksurfaces

#### Adaptable Worksurfaces Floor Support Options

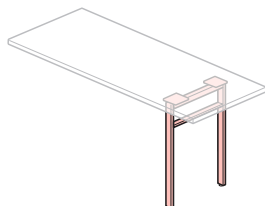
- Adaptable Worksurfaces may be supported on one end by a 1 ½ High A Series Credenza with a Desk-to-Storage Bracket and on the other end by appropriate worksurface floor support.



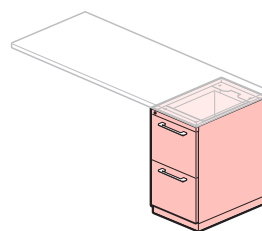
- Do** The following worksurface floor support options are for use with the Convergent Adaptable Worksurface.



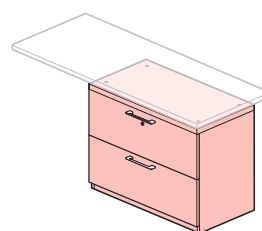
Patterns – Worksurface Support End  
ZUFS-\_\_28-WNFKS



Compose – Double Support Leg – Fixed Height  
ZZF-\_\_\_\_-PNFF

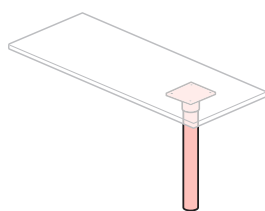


Attached Pedestals

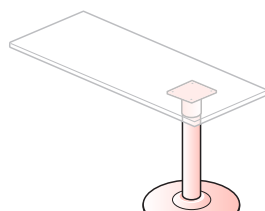


Attached Laterals

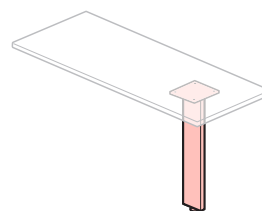
- Don't** The following worksurface floor supports are **NOT** for use with the Desk-To-Storage Bracket due to stability issues.



Support Column



Adjustable Height Disc Base



Support Post

- Tip**
- 60" is the maximum distance allowed between the Desk-To-Storage Brackets and the Worksurface Support.
  - Worksurface Reinforcement Channel is recommended for unsupported Convergent Adaptable Worksurface spans greater than 50" (1270 mm) and/or heavily loaded conditions.



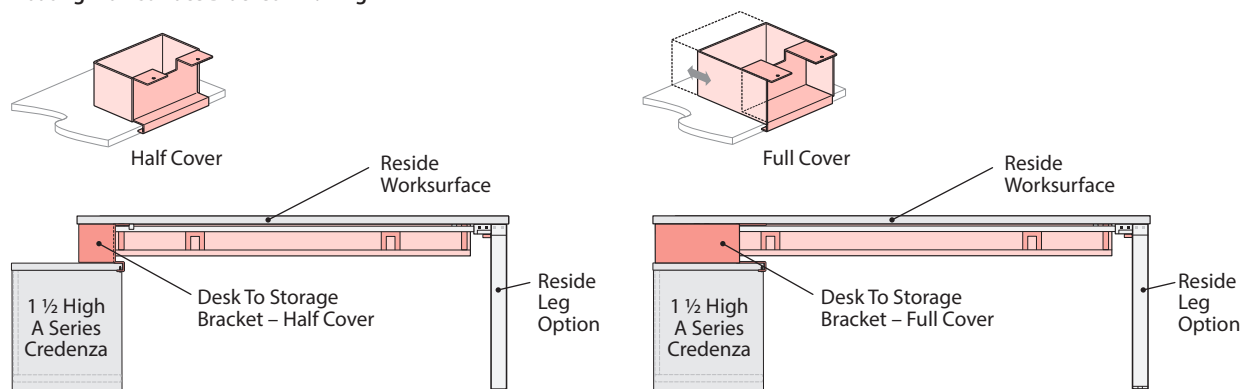
## Product Application – A Series Storage

### Floating Worksurface Application – Floor Support Options for Reside Worksurfaces

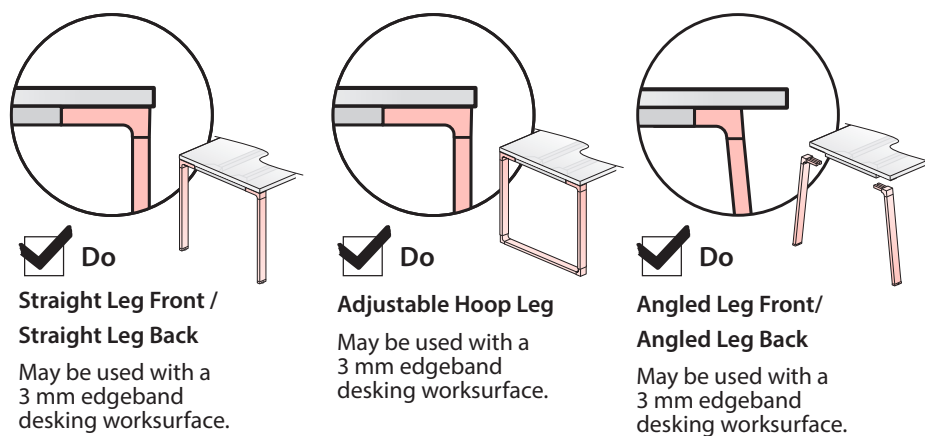
#### Reside Worksurface Floor Support Options

- Reside Worksurfaces may be supported on one end by a 1 ½ High A Series Credenza with a Desk-to-Storage Bracket and on the other end by a pair of Reside Legs.

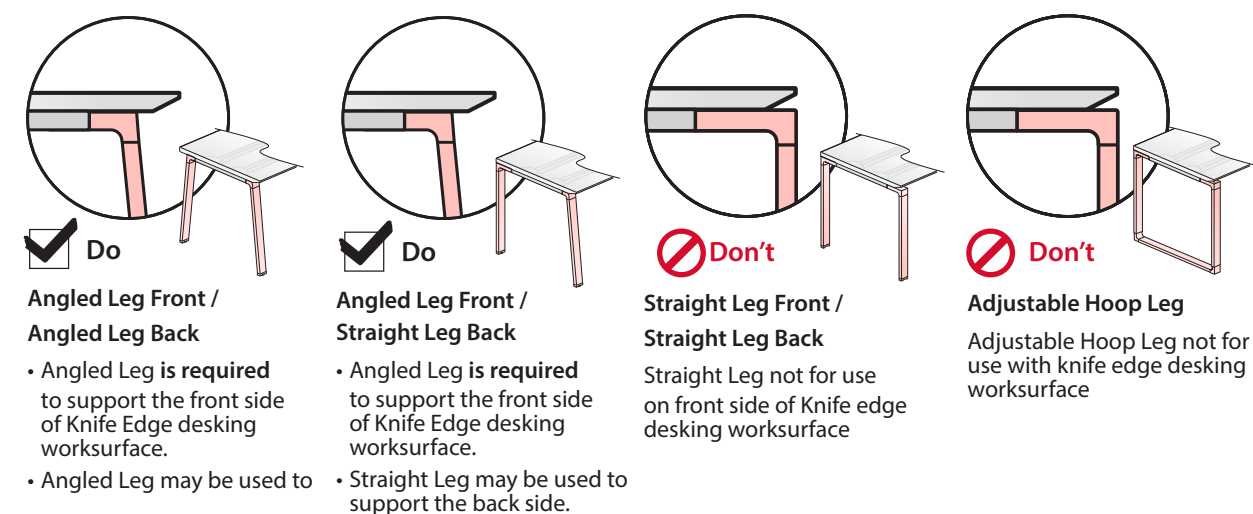
#### Floating Worksurface Bracket – 1 ½ High



#### Floor Support Guidelines – 3 mm Edgeband Worksurfaces



#### Floor Support Guidelines – Knife Edge Worksurfaces



## Product Application – A Series Storage

### Storage-to-Panel Bracket Applications – Credenza Perpendicular to Panel

The Storage-to-Panel Bracket may be installed on the end panel of a Credenza, allowing the Credenza to be attached on a Compose Panel Frame.

- Installation requires field-drilling of the credenza end panel.
- Bracket must be specified to match height of Credenza, 1 ½ high or 2 high.
- The non-handed bracket is designed for minimal visibility when installed.

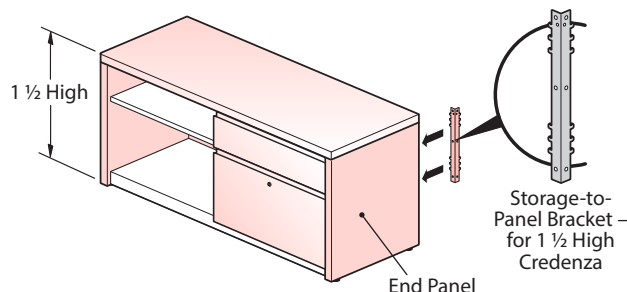
#### A Series Credenza Heights and Configurations

- Storage-to-Panel Bracket works with 1 ½ High and 2 High A Series Credenzas (bracket must match Credenza height).
- Since the Storage-to-Panel Bracket is installed on the End Panel, it may be installed on all of A Series Credenza regardless of storage or back panel configurations.



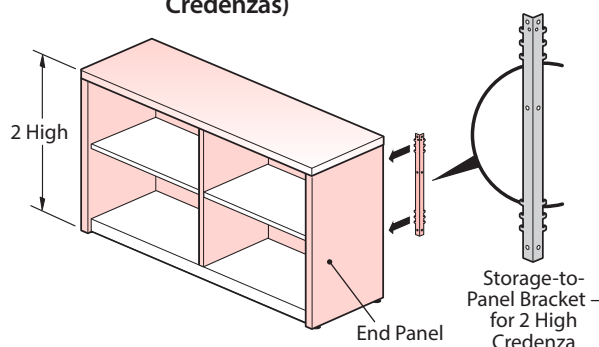
**Do**

1 ½ High A Series Credenzas are only for use with Storage-to-Panel Brackets for 1 ½ High Credenzas (open or storage Credenzas)



**Do**

2 High A Series Credenzas are only for use with Storage-to-Panel Brackets for 2 High Credenzas (open or storage Credenzas)



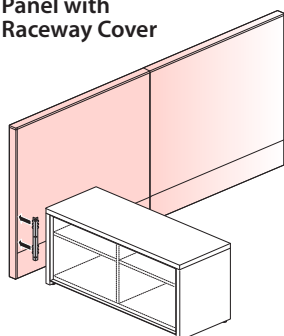
#### Panel Types and Configurations

- The Storage-to-Panel Bracket may be used with the Compose Full Panel Frames.
- The Storage-to-Panel Bracket may NOT be used with Compose Glass Panels.



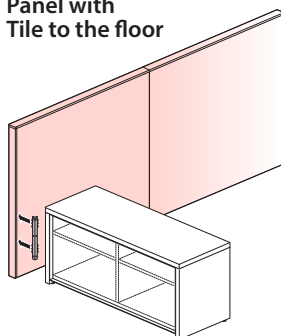
**Do**

Panel with Raceway Cover



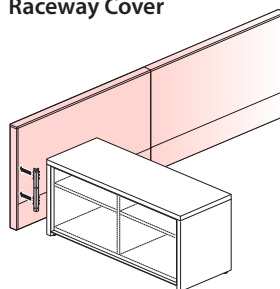
**Do**

Panel with Tile to the floor



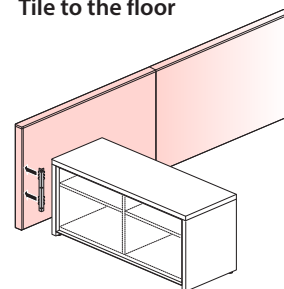
**Do**

Benching Height Panel with Raceway Cover



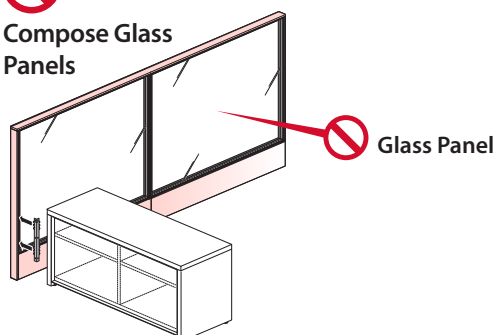
**Do**

Benching Height Panel with Tile to the floor



**Don't**

Compose Glass Panels

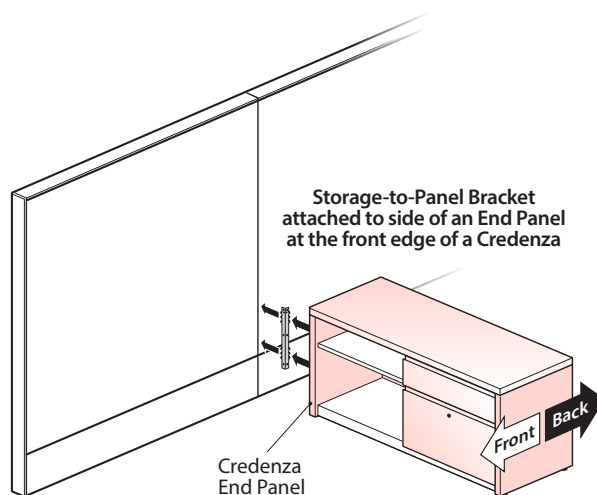
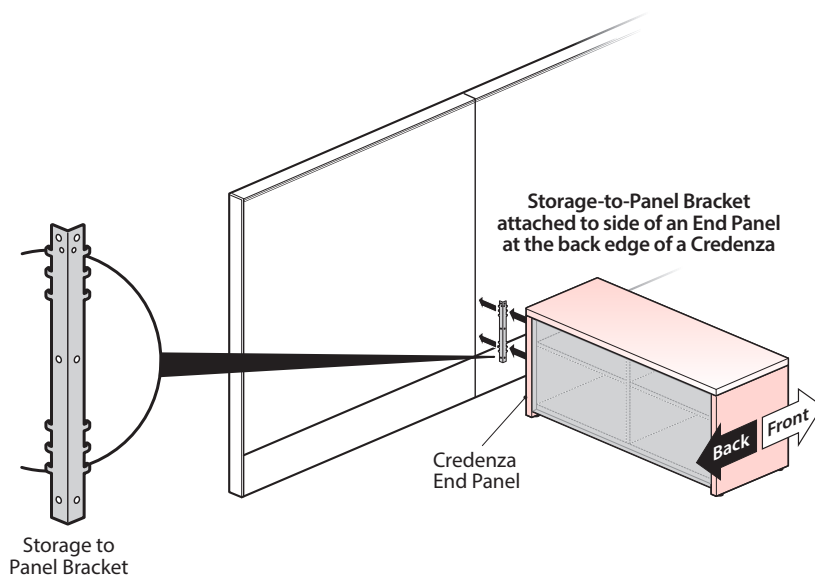


## Product Application – A Series Storage

### Storage-to-Panel Bracket Applications – Credenza Perpendicular to Panel

- An A Series Credenza may be attached perpendicular to a Compose Panel using a Storage-to-Panel Bracket.
- The Storage-to-Panel Bracket is attached to the side of the end panel at front or back of the Credenza.

- ✓ Do**
- Perpendicular To Panel – An A Series Credenza (1 ½ High or 2 High) may be attached perpendicular to a Compose Panel using a Storage-to-Panel Bracket.
  - Storage-to-Panel Bracket may be attached to the front or back of the Credenza End Panel.



- Note**
- See the Compose Specification Guide for Panel Support and Load Guidelines.
  - Installation requires field-drilling of credenza end panel.

## Product Application – A Series Storage

### Storage-to-Panel Bracket Applications – Credenza Parallel to Panel

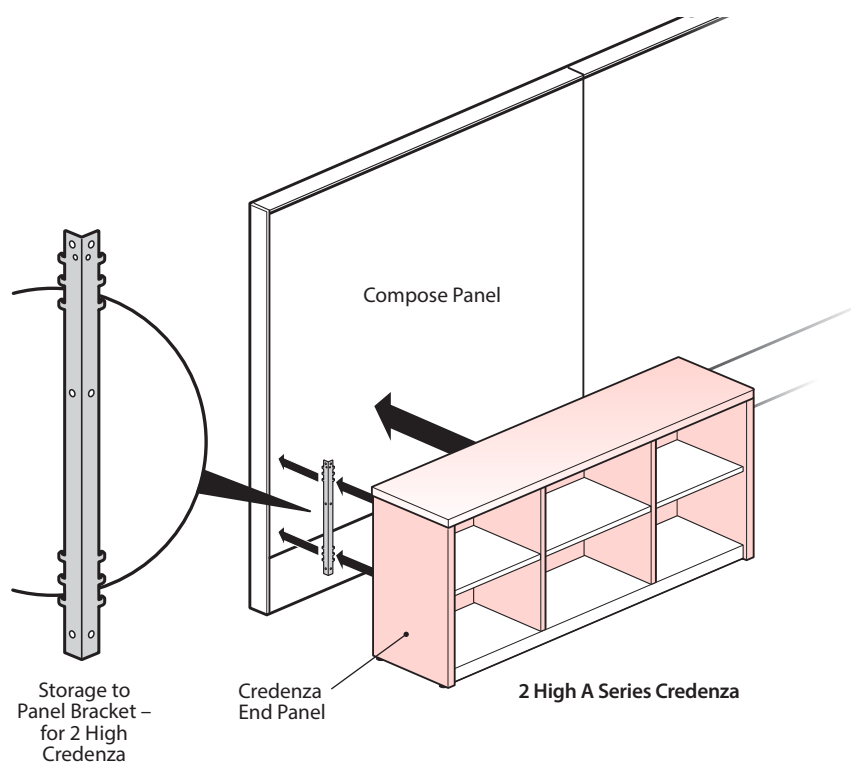
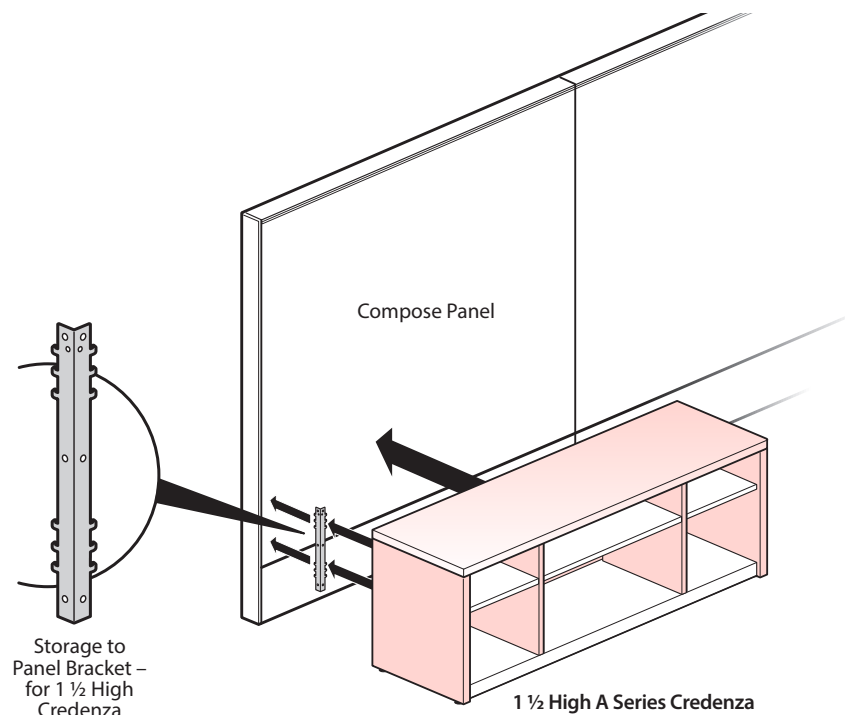
- An A Series Credenza may be Attached parallel to a Panel run using a Storage-to-Panel Bracket.
- The Storage-to-Panel Bracket is attached to the end panel on the back of the Credenza.



**Do**

**Parallel To Panel – An A Series Credenza may be attached parallel to the Panel using the Storage-To-Panel Bracket.**

- The Storage-to-Panel Bracket is attached to the end panel on back of the Credenza.



## Technical Specifications – A Series Storage

## Technical Specifications

### Credenzas

Credenzas are constructed with wood composite end panels, interior divider panel and top. The bottom, with or without optional toe kick are made with 18 gauge steel, the half backs, full backs and shelves are made with 20 gauge steel. These parts all have a powder coat finish. Glides provide 1.0" height/leveling adjustment. Unit is shipped assembled. Units are available with drawers, doors, or open storage. Open units and units with doors include a height adjustable shelf. Doors are pivot/swing with self-closing or free-swing hinges that open to 100 degree angle. Units with drawers include full-extension steel ball bearing slides. Drawer interlock system allows only one drawer to open at a time. Drawer bottoms and backs are made with 22 gauge steel and sides are made with 20 gauge steel. Drawers and shelves can be loaded to 0.017 pounds per cubic inch of clear volume. Doors and drawers can be specified with or without locks. The doors require less than 4.8 pounds of force to operate. Doors and drawer fronts are available in the following materials:

- Painted Steel- 0.67" (17.0 mm) thick made with 20 gauge steel with powder coat finish.
- Laminate – 0.67" (17.0 mm) thick made with wood composite core with high pressure laminate over the face and back with ABS edge band.
- Wood Veneer – 0.67" (17.0 mm) thick made with wood composite core with wood veneer over the face and back with wood veneer edge band.

Tops and end panels are 1 3/16" (30.2mm) thick and vertical dividers are .75" thick. These are all made with a wood composite core.

Laminate Tops are balanced construction with high-pressure laminate on the top, a laminate backer on the bottom and 0.118" (3mm) radius edge band on the front and back edge with a 0.039" (1mm) thick edge band on the sides. End panels and vertical dividers are the same construction except both sides include high pressure laminate and all edge band is 0.039" (1mm) thick.

Wood Veneer Tops are balanced construction with wood veneer on the top, a balancing backer on the bottom and a 0.118" (3mm) radius edge band on the front and back edge with a 0.028" (.7mm) thick edge band on the sides. End panels and vertical dividers are the same construction except both sides include wood veneer and all edge band is 0.028" (.7mm) thick.

Wood composite core is an engineered composite panel with a minimum 90% wood fiber content with at least 10% post consumer and 80% pre-consumer wood fiber bonded with resin. All parts with a wood composite core are 3rd party certified compliant with GREENGUARD® and ANSI/BIFMA Standards for Low Emitting Products. The composite core is 3rd party certified compliant with California Air Resource Board requirements for Phase 2 formaldehyde emission levels.

# Finish/Color Legend

## Wood Finishes

### Grade A

#### Double Cut

2P-RL	Applegate
WL-RL	Beachwood
2R-RL	Butternut
WE-RD	Dune
WJ-RE	Ebony
2N-RL	Echo
WE-RT	Melba
WC-RW	Wenge

### Grade B

#### Anegre Quarter Cut

NP-W15	Espresso
NP-W08	Golden
NP-W07	Light

#### Cherry

VC-CA1	Amber
VC-W23	American
VC-W33	Caramel
VC-W30	Heritage
VC-W32	Pacific

#### Cherry Quarter Cut

NX-U	Medium
------	--------

#### Maple

VP-LM	Light
VP-N	Natural
VP-AD	Sand

#### Maple Quarter Cut

NM-N	Natural
------	---------

#### Oak

VJ-W42	Brindle
VJ-W05	Natural

#### Rift Cut White Oak

NR-W35	Clear
NR-W15	Espresso
NR-W37	Fawn
NR-W40	Mocha
NR-W38	Tuxedo

#### Walnut

VR-W15	Espresso
VR-W31	Retro

#### Walnut Quarter Cut

NW-W15	Espresso
NW-W31	Retro
NW-W41	Verdant

## Laminate

### Grade A

#### Solid Color

H-34	Beige
H-AK	Chalk
H-8J	Charcoal
H-3J	Graphite
H-62	Gray Tone
H-WL	Linen
H-3P	Platinum
H-AA	Putty
H-3E	Smoke

#### Wood

H-AM	Amber Cherry
H-AE	Maple
H-AD	Medium Cherry

### Grade B

#### Premium Wood Grain

H-KA	Brazilwood
H-KG	Columbian Walnut
H-KP	Field Elm
H-KN	Grey Elm
H-KM	Landmark Wood
H-KL	Neo Walnut
H-KC	New Age Oak
H-KR	Phantom Ecru
H-KS	Phantom Pearl
H-KD	River Cherry
H-KE	Sanara
H-KF	Williamsburg Cherry

## Edgeband

### Solid Color

HP-34	Beige
HP-AK	Chalk
HP-8J	Charcoal
HP-3J	Graphite
HP-62	Gray Tone
HP-WL	Linen
HP-3P	Platinum
HP-AA	Putty
HP-3E	Smoke

### Wood Grain

HP-KA	Brazilwood
HP-AM	Cherry
HP-KG	Columbian Walnut
HP-KP	Field Elm
HP-KN	Grey Elm
HP-KM	Landmark Wood
HP-AE	Maple
HP-AD	Medium Cherry
HP-KL	Neo Walnut
HP-KC	New Age Oak
HP-KR	Phantom Ecru
HP-KS	Phantom Pearl
HP-KD	River Cherry
HP-KE	Sanara
HP-KF	Williamsburg Cherry

## Trim

### Grade A

#### Smooth

TR-R	Beige
TR-AK	Chalk
TR-K	Charcoal
TR-C1	Cocoa
TR-J	Graphite
TR-G	Gray Tone
TR-AA	Putty
TR-E	Smoke
TR-PLS	Smooth Plaster
TR-FM	Snow

#### Textured

TR-TY	Cement
TR-TG	Grout
TR-TF	Pitch
TR-TW	Plaster

### Grade B

#### Smooth

TR-1C	Accent Blue
TR-1D	Accent Green
TR-1E	Accent Orange
TR-1F	Accent Red
TR-1G	Blue Jay
TR-1L	Brindle
TR-1R	Brownstone
TR-CTS	Chartreuse
TR-1N	Night
TR-1Q	Park
TR-RR	Rusty Red
TR-1M	Sable
TR-1P	Seville
TR-1J	Sky Blue
TR-1H	Terra
TR-1K	Wren

#### Smooth Metallic

TR-DM	Dark Bronze Metallic
TR-MC	Metallic Champagne
TR-LE	Metallic Silver

#### Textured Metallic

TR-AL	Alloy
TR-AR	Argent
TR-HE	Hellenic

**ALERT:** These materials are current, however they are being considered for future obsolescence due to low volume.

### Wood:

VR-W21	Mahogany Satin on Walnut
VR-W12	Naturally
WF-RC	Sorrel Double Cut

### Laminate:

H-DH	Barley Grain
H-22	Gray Spex
H-AD	Medium Cherry
H-DA	Oats Grain
H-EK	Owl Nest
H-EC	Quail Nest
H-ED	Rhea Nest
H-EA	Robin Nest
H-DE	Wheat Grain
H-21	White Spex

## Forest Stewardship Council (FSC)

### Statement:

In our continuing support of sustainable forestry and responsible purchasing, Haworth North America is offering FSC certified wood products at no up-charge. By providing FSC certified material, Haworth is supporting our client's green building goals and demonstrating our collective commitment to source materials more sustainably.

Haworth will provide to you the necessary FSC-certified paperwork with your shipment. For more information, FAQs, and a complete FSC product list (including product exceptions), go to the Library and search FSC.

Seating Fabrics/Color Legend

- The following fabrics are available on Seating and cushions.

ⓓ = Directional fabric   Ⓝ = Non-directional fabric
- To obtain fabric samples contact your authorized Haworth dealer.
  - Fabric and finish availability as well as technical information are subject to change; refer to Surfaces.Haworth.com for current information.

**Fabric Grade: A ⓓ**  
**BLANKET**  
**50% Post Consumer Recycled Polyester, 50% Virgin Polyester**

- 4H-BE Beach
- 4H-BD Bindle
- 4H-CL Cloak
- 4H-FE Feather
- 4H-FW Firewheel
- 4H-FT Fort
- 4H-GR Grass
- 4H-HD Hood
- 4H-MA Mackinaw
- 4H-MT Manta
- 4H-PN Picnic
- 4H-PC Poncho
- 4H-SW Swag
- 4H-SP Sweep
- 4H-TK Tuck
- 4H-YA Yawn

**Fabric Grade: A ⓓ**  
**HORIZON**  
**100% Polyester**  
1N-001 Beeline  
1N-004 Birdseye  
1N-003 Border  
1N-002 Compass  
1N-005 Panorama  
1N-008 Skyline  
1N-006 Sweep  
1N-007 Vista

**Fabric Grade: A ⓓ**  
**MORSE**  
**100% Polyester**  
4J-BP Blip  
4J-CA Cable  
4J-CD Code  
4J-DA Dash  
4J-DT Dot  
4J-MA Marconi  
4J-RA Radio  
4J-SS S.O.S.  
4J-SC Scribe  
4J-TA Tap  
4J-TE Telegraph  
4J-TR Transmit  
4J-WL Wireless

**Fabric Grade: A ⓓ**  
**PIXEL**  
**51%Polyester, 32%Post Industrial Recycled Polyester, 17%Post Consumer Recycled Polyester**  
2A-BY Byte  
2A-DC Dice  
2A-DT Dot  
2A-EA Easel  
2A-FT Flaunt  
2A-FC Focus  
2A-FL Folio  
2A-HM Home  
2A-IK Ikon  
2A-IM Imagine  
2A-ND Node  
2A-PM Pomp  
2A-RA Raster  
2A-SP Spectral  
2A-TA Tab  
2A-VE Vertex

**Fabric Grade: A Ⓝ**  
**TELLURE**  
**100% Polyester**  
3A-31 Aegean  
3A-18 Black  
3A-45 Buff  
3A-53 Cayenne  
3A-40 Chocolate  
3A-49 Dove  
3A-28 Dynamo  
3A-54 Goose  
3A-23 Jodhpurs  
3A-33 Miami  
3A-19 Navy  
3A-06 Nickel  
3A-34 Ocean  
3A-46 Parrot  
3A-50 Peel  
3A-47 Pumpkin  
3A-44 Roan  
3A-51 Rust  
3A-37 Spring  
3A-48 Sprout  
3A-52 Sunset  
3A-43 Tomato

**Fabric Grade: A ⓓ**  
**TWIST**  
**80% Post Consumer Recycled Polyester, 20% from Rayon Bamboo**  
MM-AS And Shout  
MM-C Coil  
MM-CS Corkscrew  
MM-CU Curl  
MM-D DNA  
MM-I Ivy  
MM-P Plot  
MM-SW Sidewinder  
MM-S Snail  
MM-SP Spire  
MM-WH Whirlpool  
MM-W Winding

**Fabric Grade: A Ⓝ**  
**WELLINGTON FAUX LEATHER**  
**100% Polyurethane**  
XJ-BL Black  
XJ-BU Buff  
XJ-EL Elephant  
XJ-JA Java  
XJ-PA Pacific  
XJ-SA Sage  
XJ-ST Storm  
XJ-TA Tangelo  
XJ-WI Wine

**Fabric Grade: B ⓓ**  
**ALIGN**  
**97% Post Industrial Recycled Nylon, 3% Post Consumer Recycled Nylon**  
4F-AR Array  
4F-FC Focus  
4F-LM Limerick  
4F-OR Orient  
4F-PK Picket  
4F-RT Root  
4F-SC Scrimmage  
4F-SP Spring  
4F-TA Tangent  
4F-TL Tree Line  
4F-WR Wire

**Fabric Grade: B ⓓ**  
**DIAGONALE**  
**16% Nylon, 84% Polyester**  
4N-AC Across  
4N-BA Bias  
4N-CH Chevron  
4N-CR Crosscut  
4N-DA Diamond  
4N-FE Featherstitch  
4N-HT Half Timber  
4N-KC Kitty Corner  
4N-MA Matrix  
4N-OB Oblique  
4N-SE Serge  
4N-ST Slant  
4N-SH Slash  
4N-SL Slope  
4N-WC Whipcord  
4N-ZZ Zig Zag

**Fabric Grade: B ⓓ**  
**ENGLISH TWEED**  
**92% Polyester, 5% Post Industrial Recycled Polyester, 3% Post Consumer Recycled Polyester**  
4E-BS Biscuit  
4E-BL Blimey  
4E-BN Bonnet  
4E-CT Cottage  
4E-DW Doctor Who  
4E-FX Fox  
4E-ML My Lady  
4E-XD Oxford  
4E-PE Pipe  
4E-SH Sherry  
4E-SN Stilton  
4E-ST Stout  
4E-TE Tea  
4E-TU Tudor

**Fabric Grade: B ⓓ**  
**JEWEL**  
**77% Post Industrial Recycled Polyester, 23% Post Consumer Recycled Polyester**  
MN-AM Amber  
MN-A Aquamarine  
MN-C Citrine  
MN-E Emerald  
MN-G Garnet  
MN-J Jade  
MN-M Malachite  
MN-R Ruby  
MN-S Sapphire  
MN-TE Tiger's Eye

**Fabric Grade: B ⓓ**  
**LEEF**  
**49% Post Industrial Recycled Polyester 51% Post Consumer Recycled Polyester**  
ML-A Aspen  
ML-B Beet  
ML-C Coca  
ML-CN Coconut  
ML-F Fennel  
ML-HE Henna  
ML-H Hosta  
ML-HY Hydrangea  
ML-M Moonflower  
ML-PE Petunia  
ML-P Pumpkin  
ML-S Sunflower  
ML-V Violet

**Fabric Grade: B ⓓ**  
**MOODRING**  
**100% Recycled Polyester**  
NQ-4 Calm  
NQ-24 Cheerful  
NQ-3 Cool  
NQ-21 Grounded  
NQ-25 Happy  
NQ-22 Inspired  
NQ-23 Intense  
NQ-8 Joy  
NQ-10 Liberate  
NQ-28 Peaceful  
NQ-26 Restful  
NQ-27 Zen

**Fabric Grade: B ⓓ**  
**RAMIE**  
**62% Polyester, 25% Post Industrial Recycled Polyester, 13% Post Consumer Recycled Polyester**  
4V-BS Basket  
4V-BT Bast  
4V-FX Foxtail  
4V-GN Gunnie  
4V-HY Hay  
4V-MC Macrame  
4V-ML Millet  
4V-MB Mulberry  
4V-RN Rain  
4V-RD Reed  
4V-RT Root  
4V-SC Sack Cloth  
4V-SS Sisal  
4V-TH Thatch  
4V-WT Water  
4V-WD Weed

**Fabric Grade: B ⓓ**  
**TECH**  
**100% Post Consumer Recycled Polyester**  
MV-AI A.I.  
MV-AN Anatomy  
MV-A Aviation  
MV-B Bionics  
MV-C Cosmos  
MV-D Disc  
MV-E Electric  
MV-F Forestry  
MV-L Logic  
MV-P Optics  
MV-RA Radio  
MV-R Rocket  
MV-SF Sci-Fi  
MV-S Skill  
MV-T Theory  
MV-Z Zoology

**Fabric Grade: C ⓓ**  
**KING**  
**100% Polyester**  
LH-BE Beige  
LH-DB Dark Blue  
LH-DG Dark Green  
LH-DM Dark Mustard  
LH-GD Gold  
LH-GL Light Green  
LH-LG Light Grey  
LH-MB Medium Blue  
LH-MG Medium Grey  
LH-RD Red  
LH-RG Orange  
LH-WG Warm Grey

**Fabric Grade: C ⓓ**  
**MAYA**  
**100% Polyester**  
LM-DB Dark Blue  
LM-GR Green  
LM-GY Golden Yellow  
LM-MG Medium Cool Grey  
LM-WG Medium Warm Grey  
LM-RG Orange



## Seating Fabrics/Color Legend

**Fabric Grade: C** (d)**SMALL ARROW**  
**46% Virgin Nylon,**  
**54% Post Industrial**  
**Recycled Nylon**

4L-AR	Archer
4L-BA	Barb
4L-CR	Crossbow
4L-DA	Dart
4L-FL	Fletcher
4L-MA	Mark
4L-NK	Nock
4L-QU	Quiver
4L-RE	Reed
4L-RL	Release
4L-ST	Shaft
4L-SH	Sharp
4L-TA	Target

**Fabric Grade: D** (d)**BIG ARROW**  
**100% Post Consumer**  
**Recycled Polyester**

4D-BS	Bisque
4D-BL	Blue
4D-CN	Cool Neutral
4D-DB	Dark Blue
4D-GD	Gold
4D-GR	Green
4D-MG	Medium Grey
4D-RE	Red
4D-SA	Salmon
4D-WN	Warm Neutral

**Fabric Grade: D** (d)**BIG DIAGONALE**  
**66% Post Consumer**  
**Recycled Polyester**  
**34% Post Industrial**  
**Recycled Polyester**

1K-AM	Amber
1K-BL	Balsam
1K-CR	Carbon
1K-ER	Earth
1K-HN	Henna
1K-MN	Mineral
1K-PR	Parrot
1K-RD	Red
1K-RS	Rosa
1K-SE	Sea
1K-TR	Terracotta
1K-ZF	Zaffer

**Fabric Grade: D** (d)**CLASS**  
**100% Polyester**

LE-DG	Dark Grey
LE-GM	Green Multi
LE-GR	Green
LE-LN	Light Cool Neutral
LE-MB	Medium Blue
LE-MN	Medium Warm Neutral
LE-RR	Reddish Orange

**Fabric Grade D** (n)**COTSWOLD**  
**100% Wool**

JB-AN	Anquilla
JB-BR	Bottlegrass
JB-CA	Camp
JB-DN	Dandelion
JB-ED	Editor Blue
JB-GS	Goldfish
JB-HA	Heart
JB-KE	Kokanee
JB-NE	Nettle Bellflower
JB-PL	Pickeral Weed
JB-SA	Sand
JB-SD	Silver Dollar
JB-SU	Silverbush
JB-SC	Soft Charcoal
JB-TR	Tree
JB-WE	Wheaton

**Fabric Grade: D** (d)**DOTS**  
**72.7% Post Consumer**  
**Recycled Polyester**  
**27.3% Post Industrial**  
**Recycled Nylon**

6K-CL	Clay
6K-VY	Ivy
6K-LM	Lemon
6K-MN	Mandarin
6K-MS	Mist
6K-NG	Night
6K-SH	Shadow
6K-WT	Water

**Fabric Grade: D** (d)**ELEMENT**  
**76% Post Consumer**  
**Recycled Polyester**  
**24% Rayon**

4Z-ER	Earth
4Z-ES	Essence
4Z-FR	Fire
4Z-FS	Fossil
4Z-HR	Herbal
4Z-LG	Logic
4Z-LY	Lyrical
4Z-PL	Pillar
4Z-PT	Poetic
4Z-RR	Rare
4Z-RT	Root
4Z-SC	Scenic
4Z-TH	Thread
4Z-TM	Timeless
4Z-TR	Truth
4Z-WN	Wind

**Fabric Grade: D** (d)**MAIN LINE FLAX**  
**70% Virgin Wood**  
**30% Flax**

6M-AL	Aldgate
6M-AR	Archway
6M-BN	Bank
6M-BY	Bayswater
6M-BT	Bethnal
6M-BR	Brompton
6M-CM	Camden
6M-GL	Goldhawk
6M-LM	Lambeth
6M-LY	Leyton
6M-MN	Monument
6M-ST	Stanmore
6M-TM	Temple
6M-TW	Tower
6M-TF	Tufnell
6M-WS	Westminster

**Fabric Grade: D** (d)**NOTABLE**  
**28% Virgin Nylon,**  
**72% Post Industrial**  
**Recycled Nylon**

4K-BR	Bravo
4K-CT	Concert
4K-DR	Dramatic
4K-EN	Entertain
4K-MA	Magic
4K-MT	Matinee
4K-PA	Pantomime
4K-PE	Perform
4K-PL	Play
4K-PT	Plot
4K-PR	Practice
4K-SC	Script
4K-SH	Show
4K-SK	Skit
4K-ST	Star
4K-TH	Theatrical

**Fabric Grade: D** (d)**TANGRAM**  
**57% Polyester,**  
**28% Post Industrial**  
**Recycled Polyester,**  
**15% Post Consumer**  
**Recycled Polyester**  
**(43% REPPEVE)**

LV-CL	Clue
LV-EN	Enigma
LV-GU	Guess
LV-MA	Maze
LV-MU	Muse
LV-MT	Mystery
LV-MY	Mystify
LV-UT	Outline
LV-PE	Perplex
LV-PC	Pieces
LV-PU	Puzzle
LV-RD	Riddle
LV-SC	Scrabble
LV-SL	Solve
LV-TE	Teaser
LV-TR	Trick

**Fabric Grade: E** (d)**BRISA FAUX LEATHER**  
**100% Polyurethane face,**  
**65% Polyester,**  
**35% Rayon Backing**

XG-23	Apple Green
XG-22	Ash
XG-3	Aztec
XG-28	Birch
XG-12	Black Onxy
XG-25	Blossom
XG-5	Cambridge Blue
XG-26	Coffee Bean
XG-20	New Sand
XG-18	Night Navy
XG-21	Pompeian Red
XG-1	Salsa
XG-27	Shitake
XG-24	Skyway
XG-17	Sterling Blue
XG-13	White

**ALERT:** These materials are current, however they are being considered for future obsolescence due to low volume.

**Fabric Grade: A** (d)**BARQUE**  
**69% Polyester,**  
**31% Recycled Polyester**  
**(31% REPPEVE)**

07-AH	Ash
07-AS	Aspen
07-BR	Birch
07-BW	Black Walnut
07-CN	Chestnut
07-GO	Golden Oak
07-RB	Redbud
07-WL	Willow

**Fabric Grade: A** (d)**DOTTIE**  
**89% Post Industrial**  
**Recycled Polyester,**  
**11% Post Consumer**  
**Recycled Polyester**

ME-CA	Calico
ME-C	Chads
ME-DD	Dew Drops
ME-F	Flecks
ME-M	Morse
ME-P	Pip
ME-PD	Polka Dots
ME-R	Roulette
ME-T	Tabby
ME-Y	Yahtzee

**Fabric Grade: A** (d)**GAUGE**  
**100% Recycled Polyester**

1X-05	Depth
1X-04	Gas
1X-11	Narrow
1X-08	Pressure
1X-02	Rain
1X-12	Sea
1X-13	Standard
1X-10	Test
1X-03	Time
1X-09	Water
1X-06	Weather
1X-01	Wind
1X-07	Wire

**Haworth+**

For information on the Haworth+ alliance program, including images and product availability, please refer to:  
[surfaces.haworth.com](https://surfaces.haworth.com) > Haworth+ Library

**Customer's Own Material (COM)**

For general Customer's Own Material (COM) information including processes and forms, please refer to:  
[surfaces.haworth.com](https://surfaces.haworth.com) > Resources > COM

For information on approved COM's, please refer to:  
[surfaces.haworth.com](https://surfaces.haworth.com) > COM Library

**Fabric Grade: A** (d)**ZINGER**  
**37% Recycled Polyester,**  
**63% Polyester**  
**(13% REPPEVE)**

NI-2	BBQ
NI-17	Beluga
NI-10	Bluegill
NI-8	Chips
NI-11	Classic
NI-16	Concord
NI-13	Frog
NI-15	Glade
NI-9	Grain
NI-12	Granny
NI-4	Gravel
NI-18	Kiwi
NI-20	Mulberry
NI-3	Onion
NI-6	Pacific
NI-1	Roan
NI-21	Tar
NI-7	Wagon
NI-19	Wicker
NI-5	Wolf

**Fabric Grade: B** (d)**COCKTAIL**  
**100% Eco-Intelligent\***  
**Polyester**  
**MBDC Cradle to Cradle Gold**

1W-12	Black Cow
1W-08	Blue Moon
1W-13	Boilermaker
1W-01	Bubbly
1W-03	Gibson
1W-04	Grasshopper
1W-07	Lounge
1W-16	Margarita
1W-10	Martini
1W-14	Mojito
1W-11	Old Fashion
1W-06	Pink Squirrel
1W-15	Sidecar
1W-09	Stinger
1W-02	Stout
1W-05	Swizzle

# COM Yardage Requirements

Procedure

To confirm approval of or request new approval for COM's, contact the **Haworth Inquiry Center (1.800.426.8562)**, or <http://hub.Haworth.com>, or [www.haworth.com](http://www.haworth.com) > **surface collection** > **COM Library** to determine if the COM you have selected has already been tested and approved for use on our product.

If the fabric is approved, and the directional orientation (directional rightway, directional railroad, or non-directional) of the tested fabric has been confirmed, then refer to the appropriate column in the chart for yardage requirements.

Steps to follow to calculate fabric usage:

- 1) Identify product type and size.
- 2) Determine method in which fabric is to be cut (directional rightway, directional railroad or non-directional).
- 3) Determine fabric roll width.
- 4) Find corresponding fabric usage value from the table.
- 5) Calculate fabric required using the formula below:

**Fabric usage = number of units x number of sides with fabric x fabric usage (from tables) + C (constant).**

Constant — **Compose<sup>®</sup>, PREMISE<sup>®</sup>, PLACES<sup>®</sup> and UniGroup<sup>®</sup>**

Product	C
Panels	2.5
Tackboards, Tackstrips	1.5
OSUs and Flipper Doors	1.5
LFBs and VSUs	1.5
Trim Covers (Finish Post, End of Run)	1.5
Stackable Pads	1.5
Add-ons and Wainscot Panels	1.5

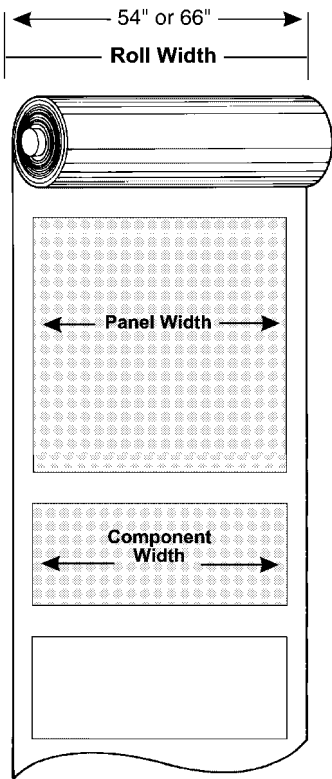
Constant — **RACE<sup>®</sup>**

Product	C
Desktop Screens	1.5
RACE Privacy Screens*	0.0
RACE Pads	0.0

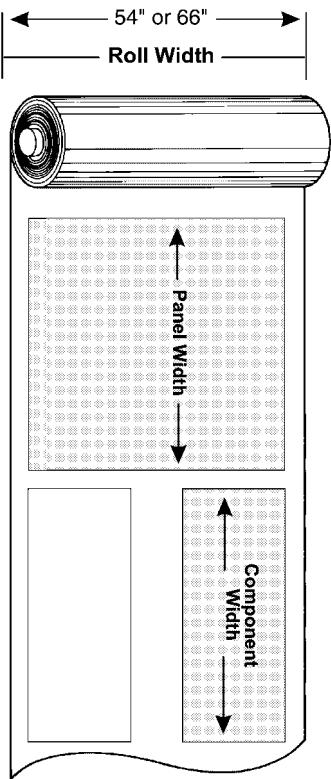
\*Includes fabric for both sides. Sizes 51"-78" include two screens.

- 6) Repeat steps 1-5 for each product type, size and fabric.
- 7) Add all values together to find total number of linear yards required for the order. Add the appropriate percentage shown below to the total yardage to accommodate fabric flaws, wrinkles and other imperfections.
  - Up to 500 yards                      Add 10%
  - 501 to 1000 yards                      Add 5%
  - More than 1000 yards                      Add 3%

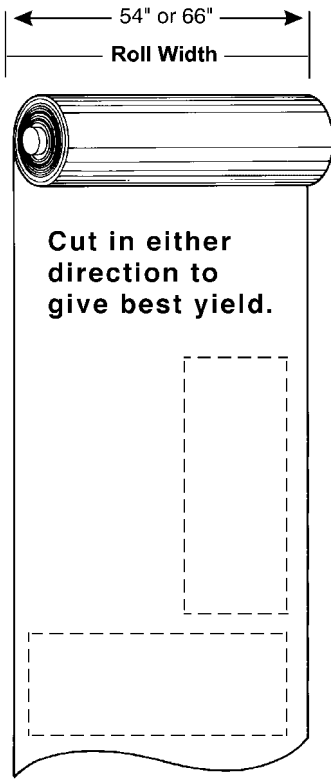
Directional Rightway:



Directional Railroad:



Non-Directional:



# North American Terms of Sale

**These Terms of Sale are part of a quotation, bid response, or other sales document issued by Haworth, Inc., Haworth, Ltd. ("Haworth").**

**These Terms of Sale do not cover products manufactured in North America shipping to non-North American countries nor do they cover products manufactured in non-North American countries shipping to North America. For those terms of sale, please contact Haworth's Global Trade and Compliance Department at 616.393.3000 or through Haworth.com.**

## A. Ordering Information

Haworth sells its products on the terms set forth in these standard Terms of Sale:

ORDERS MUST BE SUBMITTED IN WRITING OR ELECTRONICALLY (Lynx) AS REPRESENTED BY A VALID PURCHASE ORDER, WHICH INCLUDES PRODUCT TOTAL.

An order is not binding upon Haworth until Haworth issues an order acknowledgment to the customer (the "Customer"), which will include price information and an anticipated delivery date.

### 1. Order Changes/Cancellations

For Specials, Customer's Own Material (C.O.M.), finish matches, custom colors, custom products, Master lock and key orders, and RUSH orders, no changes or cancellations are allowed 24 hours after order placement. All other products require approval for changes or cancellations. A change/cancellation fee may apply. Contact Order Services for applicable charges.

Ship-to addresses changed within five (5) business days of delivery will incur fees to cover administrative costs due to re-labeling of product and/or reconsignment fees with the carrier.

Order cancellations are complete annulments of orders. Order changes are the deletion of line items or a change in size, color, quantity, ship-to address, or scope of work. There is no penalty for additions; however, any change may cause the order or the line items affected to be rescheduled. Order changes involving additional product and services which increase the value must be accompanied by an amended Purchase Order or other document as agreed.

ALL CHANGES MUST BE IN WRITING, REGARDLESS OF THE (DOLLAR) VALUE. CHANGES ARE NOT BINDING UPON HAWORTH UNTIL HAWORTH ISSUES AN ACKNOWLEDGMENT OF THE CHANGE.

### 2. C.O.M. (Customer's Own Material)

A Customer who requests a fabric, surface or finish material (C.O.M.) not in Haworth's standard finish offering must first confirm approval of or request new approval for the C.O.M.

Haworth will determine feasibility of the material for manufacturability. For a description of the procedure to submit C.O.M. samples, contact Haworth's Order Services department. For testing information, see the C.O.M. section of the catalog, or call Haworth Order Services.

If Haworth agrees to use the C.O.M., (1) Haworth shall have no responsibility for the condition, quality, value, performance, physical properties, or any other aspect of the C.O.M.; and (2) Haworth shall have no liability for any damages, injuries, or losses to the Customer or to any third party that shall be caused by any C.O.M., and the Customer shall hold Haworth harmless for all such liability.

### 3. Valid/Complete Purchase Order

The following information is required in order to process an order with Haworth:

#### a. Customer Information

- i. **Sold To:** Legal name, complete address (if Haworth is to bill the end user, provide end user Purchase Order made out to Haworth, Inc., Haworth, Ltd.) and phone and fax number.
- ii. **Ship To:** Legal name and address.
- iii. **Purchase Order Number:** From the party Haworth will be billing.
- iv. **Authorized Signature:** All Purchase Orders must be signed by a duly authorized representative if a signature line is present. Electronically transmitted Purchase Orders will be accepted without a signature if dealer billed and the dealer has an electronic purchase payment agreement on file.
- v. **Contact Name and Phone Number:** Person Haworth should contact with any questions regarding the order.
- vi. **Shipping Contact:** Name and phone number of person to be contacted regarding shipping and delivery matters.
- vii. **Tagging Instructions:** This information will appear on all documentation received from Haworth including: cartons, acknowledgments, and invoices.
- viii. **Price Agreement or National Sales Agreement Number**
- ix. **Product Total:** Net dollars.
- x. **Installation, Design, Project Management, and/or Service Fees**

#### b. Product Information

- i. **Quantity**
- ii. **Product Numbers**
- iii. **Colors**
- iv. **Specials:** Specify special part number for new special products.
- v. **Customer's Own Material:** Order entry code, manufacturer, pattern, and color.

- vi. **Approval Drawings:** An authorized signature by a duly authorized representative is required for shop drawings when applicable.

- vii. A deposit may be required for custom materials.

#### c. Order Confirmation

All orders will be acknowledged.

## B. Pricing Policies

### 1. Terms of Payment

Terms of payment and credit limits will be established based on financial information. Standard payment terms on open credit are net thirty (30) days from invoice date. Advance payments or other payment security may be required by Haworth. The account balance must be at or below the credit limit and current at all times (no past-due balances). Haworth reserves the right to delay or cancel any delivery to a Customer whose Haworth account balance is over the credit limit and/or past due. For walls and floors a deposit will be required.

### 2. Terms of Credit

Customer hereby authorizes Haworth to obtain such credit reports, financial information or other information as Haworth may request, including, without limitation, credit information from any financial institutions or others having a business relationship with the Customer. Customer hereby authorizes any credit references to answer Haworth's inquiries and provide such credit information and documentation as Haworth may request.

The Customer hereby releases and holds Haworth harmless for any inconvenience whatsoever, caused by any temporary or permanent withdrawal or restriction of credit privileges hereunder, or the enforcement of any of the provisions contained in this paragraph.

### 3. Past-Due Charges

Past-due balances will be increased by a maximum of 1.5% per month, or 18% annually, without forfeit of Haworth's right to immediate payment.

### 4. Applicable Prices

**The price of any product sold to Customer by Haworth will be based upon the North American Price List (Catalog).**

Prices and discounts are subject to change without notice or approval. In the event of an adjustment to pricing, National Sales Agreement (NSA) Customers will be notified in advance according to the terms of the NSA.

Applicable prices and currency exchange rates are those in effect at the time of the RECEIPT of an **ORDER**; Haworth reserves the right to use the published pricing effective at the time of shipment, if the requested delivery date is more than 120 days after the order receipt date.

# North American Terms of Sale

Haworth Flooring products are sold using the North American price list in US dollars. Currency exchange rates at the time of the transaction will be used to convert the USD amount into the alternate currency. Should the currency exchange rate between the USD and alternate currency change between a quote and the receipt of an order, the alternate currency amount will also change to equal the current, equivalent USD amount.

## 5. C.O.M. (Customer's Own Material) Charges

Refer to appropriate Customer's Own Material (C.O.M.) form for applicable surface material charges.

## 6. Taxes

Haworth prices do not include customs duty, sales, use, value added or similar taxes. Any federal, state/provincial or other taxes or assessments based upon the sale or delivery of products or services sold applicable to the customer at present or later imposed by federal, state/provincial or municipal agencies, shall be added and paid by the customer. Customer is responsible for all such taxes.

**NOTE:** For all countries a valid sales tax exemption certificate must be approved by and on file with Haworth prior to product shipment. Otherwise, sales tax will be due and payable to Haworth when such tax is invoiced to Customer.

## 7. Services

If, as a result of Customer request, the Haworth dealer or Haworth subsidiary provides planning/design services, storage, project management, special handling, set-up, installation and/or other services, the Customer will be charged at the local Haworth dealer/subsidiary's prevailing rates.

## 8. Termination by Haworth

Haworth may immediately terminate an order upon written notice in the event bankruptcy or insolvency proceedings are instituted by or against the Customer, or the Customer is adjudicated as bankrupt, becomes insolvent, makes an assignment for the benefit of creditors, or proposes or makes any arrangements for the liquidation of its debts, or a receiver or receiver and manager is appointed with respect to all or any part of the assets of the Customer.

## C. Shipping and Delivery

Haworth will have the right to determine the method of shipment and routing of product.

This section does not apply to any of Haworth's Flooring products. All Haworth Flooring products are sold freight collect.

If, for any reason, a delivery has to be made to an intermediate location (i.e. a location other than the "Ship To" location noted on the order or ultimate end user location), all handling and re-delivery costs incurred would be at the Customer's expense.

### 1. U.S.A. - Contiguous

All deliveries will be CPT (Carriage Paid To) (ICC Incoterms 2010) Haworth's manufacturing facilities or distribution centers. Freight charges will be prepaid by Haworth on all orders to locations within the continental United States. Customer bears all risk of loss or damage to the goods when they are placed on Haworth's means of transport.

### 2. U.S.A. - Non-contiguous (Alaska, Hawaii and Puerto Rico)

All deliveries will be CIF (Cost, Insurance and Freight) (ICC Incoterms 2010). Haworth's catalog prices include ocean freight and insurance to the port of the final destination. Haworth has the right to determine the carrier, method of shipment and routing. Haworth will contract with the insurer and provide minimal insurance coverage (CIF @ 110%) made payable to the Customer. Customer is responsible to obtain greater insurance if so desired.

Customer bears all risk of loss or damage to the goods when the goods are effectively at the disposal of the Customer on board the vessel at the named port of destination. Proof of delivery is a clean on board bill of lading. Customer will be responsible for all on-carriage from the receiving port to the final destination.

### 3. Canada

All deliveries will be DDP (Delivered Duty Paid) (ICC Incoterms 2010). Haworth's catalog prices include delivery to Customer's named place, not unloaded from any arriving means of transport. Customer bears all risk of loss or damage to the goods when they are delivered to the Customer's named facility not unloaded. Haworth will assume responsibility to file all freight claims with the carrier for any loss/damage which may occur while product is in transit, and will promptly repair or replace any damaged or lost product. Haworth requires the Customer to report all freight damage and/or loss to both the carrier and to Haworth.

**NOTE:** Under all delivery terms (U.S.A. and Canada), any additional expense resulting from Customer's request for expedited transportation, special services, packaging, handling, routing, and/or shipping method will be billed to Customer.

### 4. Mexico

All deliveries will be DAP (Delivered to Place) (ICC Incoterms 2010). Haworth's catalog prices include freight charges for normal surface transportation to a United States point of exportation within the 48

contiguous states. Haworth has the right to determine the carrier, method of shipment and routing.

Customer bears all risk of loss or damage to the goods when the goods are delivered to the named United States point of exportation. Haworth will provide customs clearance facilitation and arrangement of local delivery through an Authorized Dealer in Mexico, on a separately negotiated basis. Otherwise the Customer will be responsible for all customs clearance formalities and on-carriage from the United States point of exportation to the final destination in Mexico.

### 5. Delivery Dates and Delay

If Haworth cannot deliver products as scheduled due to causes beyond its reasonable control (such as casualty, labor disputes, or accident; inability to obtain necessary labor, material or transportation; or changes requested by the Customer), the delivery date will be extended to compensate for the delay as determined by Haworth.

### 6. Delivery Shortages and Damage

Product shortages and damage must be noted on delivery receipts at the time of delivery and reported to the carrier for correction.

Claims against Haworth for shortages, errors, or damage must be made within ten (10) days of the date of delivery or the Customer waives the right to make such a claim. Signed Bill of Ladings or Delivery Receipt must be sent in with claims. See the Haworth/Haworth Dealers Roles and Responsibilities document for further details.

### 7. Storage

Haworth may transfer product to storage at the Customer's risk and expense if the Customer is unable or unwilling to take delivery of product as originally scheduled. Upon such transfer to storage, the Customer assumes risk of loss. Haworth will invoice the Customer for storage fees and the Customer will make payments in accordance with Haworth's standard payment terms.



# North American Terms of Sale

## D. General Terms

### 1. Governing Law

For products purchased for delivery in the U.S. pursuant hereto, this Agreement shall be governed by and construed according to the laws of the State of Michigan. Where Products are purchased for delivery in Canada pursuant hereto, this Agreement shall be governed by and construed according to the laws of the Province of Alberta. In either case, the parties attorn to the exclusive jurisdiction of the courts of Michigan and Alberta, respectively for the purpose of hearing any disputes arising under this Agreement or with respect to any Products sold pursuant hereto, and agree that the provisions of the United Nations Convention on Contracts for the International Sale of Goods and any other provision of law which would have the effect of applying the laws of any jurisdiction other than Michigan or Alberta, as the case may be, shall be excluded.

### 2. Force Majeure

In the event that the performance of Customer or Haworth or its participating dealer assignee(s) would be prevented, restricted, interfered with or rendered commercially impracticable by reason of Force Majeure, then upon the giving of notice to the other parties, the party affected by the Force Majeure shall be excused from performing hereunder until the Force Majeure no longer prevents, restricts, interferes with, or renders such performance commercially impracticable.

"Force Majeure" shall mean: fire, explosion, breakdown of plant, epidemic, hailstorm, snow/ice storms en route, hurricane, tornado, cyclone, flood or power failure; war, revolution, civil or military disturbances, acts of public enemies, acts of terrorism, blockade or embargo; any law, order, proclamation, regulation, ordinance, demand or requirement of any applicable governmental authority or any subdivision, authority, or representative of any such government; labor difficulties, including without limitation, strikes, slowdowns, picketing or boycotts; or difficulties beyond Haworth's reasonable control in obtaining necessary raw materials, labor, fuels and electric power, components or facilities, and any other circumstances beyond the control of the party affected.

### 3. Delays by Customer

Where Haworth has not received adequate site dimensions, Product specifications, shipping information, installation particulars or other information required by Haworth to permit the efficient manufacture of any Products, or where site conditions are not in accordance with the Installation Requirements set forth, or are not otherwise suitable to permit effective and efficient installation, the manufacture and/or delivery of Products may be delayed, and such event shall constitute a delay by the Customer. When manufacture, delivery or installation is delayed by the Customer or at the Customer's request: (i) Haworth may, at its option, present the invoice for the full price of the Products to the Customer as then due and payable; (ii) the Customer shall pay to

Haworth all reasonable storage, handling and other reasonable incidental expenses incurred by Haworth in connection with such delay; and (iii) the Customer shall bear all risk of loss or damage to the Products being held by Haworth for the Customer.

### 4. Use and Installation of Products

Haworth recommends that its products be installed by certified, qualified and approved installers according to Haworth's written installation procedures. The Customer agrees to use Haworth products properly; not to remove or alter safety devices, warnings, or operation instructions placed on products by Haworth, and to instruct employees as to the proper care and use of the products according to printed instructions.

### 5. Warranty

Haworth's standard North American Warranty will apply as appropriate. All product line warranty specifics are available in each catalog or upon request.

## E. Services

Service requests for design, installation, relocation, storage, etc. are handled by the local Haworth dealer on a separately negotiated basis. Contact the local Haworth dealer, affiliate or area sales office for more details.

### Scope of Work - Design

Customer acknowledges that the Products to be manufactured or procured by Haworth in connection with the order are or may be custom manufactured for the Customer and that Haworth may be required to perform extensive work in relation to the design and specification of such Products. Where Customer requests that Haworth create as-built drawings or make more than two material revisions to any particular Product design or specification, Customer agrees that Haworth shall be entitled to invoice Customer with respect to such additional work on the basis of Haworth's then prevailing rates for related design and specification services.

### Installation Requirements

Where installation services are to be provided by Haworth, its authorized dealer or subcontractor, a document will be provided setting forth the scope of installation work to be performed (the "Scope of Work") and the price to be charged therefore. Unless otherwise specified in the scope of work, Haworth's installation services are limited to products sold by Haworth with the exception of lighting, under floor electrical and data.

## General Conditions

(a) Sufficient time shall be allocated by the Customer following delivery of Products and prior to Customer's occupation of the premises to allow the installation of all Products during conventional working hours, Monday through Friday, 7:30 a.m. to 4:30 p.m. Where sufficient time is not allocated and Haworth is required or requested to perform installation work outside of such times, overtime charges shall be charged at Haworth's then prevailing rates. (b) Haworth shall be given free and exclusive access to; (i) a loading dock within 150' of the freight elevator or hoist, which loading dock shall be of sufficient size to enable full-size tractor-trailer deliveries to the premises (where required by Haworth); (ii) a freight elevator or hoist of sufficient size and capacity to allow the efficient movement of the Products; (iii) an unobstructed and safe pathway to the area where Products are to be stored or staged; (iv) a secure storage / staging area; (v) convenient trash facilities; (vi) adequate lighting; (vii) a work site that complies with applicable health and safety legislation. Where such areas and facilities are not available, Haworth shall be entitled to bill Customer for all amounts incurred by Haworth for double-handling, product movement, lifting, hoisting, trash removal and any other resulting charges. (c) The installation site shall be free and clear of existing furniture, debris, or other obstructions (including construction in progress) and shall otherwise be in the reasonable opinion of Haworth ready for installation of the Products. Any building where Products are to be installed shall be fully closed in, dry and protected from the natural elements, with temperatures between 40°F and 90°F (4°C and 32°C) and relative humidity not to exceed 70% at all times including receipt of products, during and after installation and shall be adequately heated and/or air-conditioned. Where unusual site conditions exist which impede or prevent the normal installation of any Products, applicable extra charges shall apply at prevailing rates. (d) Haworth's installation pricing is based upon the installation occurring as one continuous delivery and installation project. Phased installation pricing shall be provided by Haworth on a case by case basis. (e) Electrical hardwiring, plumbing and mechanical work is not included and shall be the responsibility of the Customer. (f) Except as may be otherwise specifically indicated, installation pricing does not apply to projects where union labor is required. Where Haworth has provided installation pricing on the basis that non-union labor be utilized, and where Haworth is required to use union labor or it otherwise becomes impractical to use non-union labor, or where Haworth is required by law to use prevailing wages, Haworth shall be entitled to charge the Customer for any cost differential between the anticipated cost of non-union labor and the actual cost of utilizing union or prevailing wage labor. (g) Haworth shall not be responsible for obtaining permits.

# North American Terms of Sale

## Project / Site Conditions

Lateral load bracing is not included in the scope of Haworth's work and shall not be performed by Haworth. In areas where flooring Products are to be installed by Haworth overhead construction must be completed prior to the commencement of such work to avoid damage to the panels and finishes. The existing subfloor must be smooth, mopped clean, free of moisture, dust, dirt and debris. Once installed, the access floor must be maintained in the same manner. The subfloor must have a maximum vertical elevation deviation of 0.375" (10mm) over a horizontal span of 10'-0" (3m), and without discontinuities in floor slope. For greater certainty, the scope of Haworth's installation work in such areas shall not be deemed to include any work required to level such subfloor, remove protrusions, remove pre-existing floor coverings or adhesives, or any other work which is required to remedy any conditions which may impede the efficient installation of flooring. Except as may be otherwise specifically indicated in the order, installation pricing for flooring Products and the Scope of Work in relation thereto shall not include any work required to remove and replace floor panels following their initial installation to provide tradespersons or others with access to the underpanel cable management cavity. In areas where movable walls are to be installed, all flooring (including carpeting) and ceiling components (including dropped ceiling grid components) shall be fully complete and ready for the installation of the movable wall products. Further, the existing floor (or other surface on which the movable wall panels are to be installed) shall have a maximum vertical deviation of 1.25" (30mm) and the dropped ceiling grid shall have a maximum vertical deviation of 0.375" (10mm) from the specifications to which such movable wall panels were designed and manufactured (collectively the "Permitted Tolerances"), and shall otherwise comply with any site condition assumptions made known to Haworth prior to the manufacture of such Products (the "Site Assumptions"). Where the Permitted Tolerances or Site Assumptions are not strictly adhered to or met, additional charges may be incurred in connection with site remediation and/or the modification or remanufacture of affected movable wall products, together with all resulting shipping and labor charges at Haworth's then prevailing rates for such Products and services.

## Installation Change Orders

Where Customer requests work to be performed or materials to be provided which are not contemplated in the Scope of Work, or Customer otherwise requests Products or services not contemplated in the order (collectively "Extras"), prior to providing such Extras Haworth reserves the right to require the Customer to provide and sign a written Purchase Order or Change Order acceptable to Haworth describing the Extras and the amounts to be charged therefore, and the Customer agrees to pay such charges.

## Entire Agreement

The order and this Agreement (including applicable Schedules) constitute the sole agreement between the parties and supercede any prior understanding or written or oral agreements between the parties (excluding National Sales Agreements). No waiver of any of the provisions of these Standard Terms and Conditions shall be binding on Haworth unless expressly agreed in writing.

**Revision Date: June 1, 2015**

Products are listed alphabetically in this index by alpha-numeric prefix/suffix codes.

<b>Product Code</b>	<b>Product Description</b>	<b>Page</b>
GCLL-2148	1.5H Credenzas with Drawers – 48” Wide — Laminate Case with Laminate Front	.14
GCLL-2148	1.5H Credenzas with Hinged Doors – 48” Wide — Laminate Case with Laminate Front	.38
GCLL-2160	1.5H Credenzas with Drawers – 60” Wide — Laminate Case with Laminate Front	.22
GCLL-2160	1.5H Credenzas with Hinged Doors – 60” Wide — Laminate Case with Laminate Front	.47
GCLL-2172	1.5H Credenzas with Drawers – 72” Wide — Laminate Case with Laminate Front	.30
GCLL-2172	1.5H Credenzas with Hinged Doors – 72” Wide — Laminate Case with Laminate Front	.63
GCLL-2648	2H Credenzas with Drawer and Doors – 48” Wide — Laminate Case with Laminate Front	.82
GCLL-2660	2H Credenzas with Drawer and Doors – 60” Wide — Laminate Case with Laminate Front	.90
GCLL-2672	2H Credenzas with Drawer and Doors – 72” Wide — Laminate Case with Laminate Front	.98
GCLN-2148	1.5H Open Credenzas – 48” Wide — Laminate Case	.5
GCLN-2160	1.5H Open Credenzas – 60” Wide — Laminate Case	.7
GCLN-2172	1.5H Open Credenzas – 72” Wide — Laminate Case	.9
GCLN-2648	2H Open Credenzas – 48” Wide — Laminate Case	.74
GCLN-2660	2H Open Credenzas – 60” Wide — Laminate Case	.76
GCLN-2672	2H Open Credenzas – 72” Wide — Laminate Case	.78
GCLS-2148	1.5H Credenzas with Drawers – 48” Wide — Laminate Case with Steel Front	.12
GCLS-2148	1.5H Credenzas with Hinged Doors – 48” Wide — Laminate Case with Steel Front	.36
GCLS-2160	1.5H Credenzas with Drawers – 60” Wide — Laminate Case with Steel Front	.20
GCLS-2160	1.5H Credenzas with Hinged Doors – 60” Wide — Laminate Case with Steel Front	.44
GCLS-2172	1.5H Credenzas with Drawers – 72” Wide — Laminate Case with Steel Front	.28
GCLS-2172	1.5H Credenzas with Hinged Doors – 72” Wide — Laminate Case with Steel Front	.59
GCLS-2648	2H Credenzas with Drawer and Doors – 48” Wide — Laminate Case with Steel Front	.80
GCLS-2660	2H Credenzas with Drawer and Doors – 60” Wide — Laminate Case with Steel Front	.88
GCLS-2672	2H Credenzas with Drawer and Doors – 72” Wide — Laminate Case with Steel Front	.96
GCWN-2148	1.5H Open Credenzas – 48” Wide — Wood Case	.6
GCWN-2160	1.5H Open Credenzas – 60” Wide — Wood Case	.8
GCWN-2172	1.5H Open Credenzas – 72” Wide — Wood Case	.10
GCWN-2648	2H Open Credenzas – 48” Wide — Wood Case	.75
GCWN-2660	2H Open Credenzas – 60” Wide — Wood Case	.77
GCWN-2672	2H Open Credenzas – 72” Wide — Wood Case	.79
GCWS-2148	1.5H Credenzas with Drawers – 48” Wide — Wood Case with Steel Front	.16
GCWS-2148	1.5H Credenzas with Hinged Doors – 48” Wide — Wood Case with Steel Front	.40
GCWS-2160	1.5H Credenzas with Drawers – 60” Wide — Wood Case with Steel Front	.24
GCWS-2160	1.5H Credenzas with Hinged Doors – 60” Wide — Wood Case with Steel Front	.51
GCWS-2172	1.5H Credenzas with Drawers – 72” Wide — Wood Case with Steel Front	.32
GCWS-2172	1.5H Credenzas with Hinged Doors – 72” Wide — Wood Case with Steel Front	.67
GCWS-2648	2H Credenzas with Drawer and Doors – 48” Wide — Wood Case with Steel Front	.84
GCWS-2660	2H Credenzas with Drawer and Doors – 60” Wide — Wood Case with Steel Front	.92
GCWS-2672	2H Credenzas with Drawer and Doors – 72” Wide — Wood Case with Steel Front	.100
GCWW-2148	1.5H Credenzas with Drawers – 48” Wide — Wood Case with Wood Front	.18
GCWW-2148	1.5H Credenzas with Hinged Doors – 48” Wide — Wood Case with Wood Front	.42
GCWW-2160	1.5H Credenzas with Drawers – 60” Wide — Wood Case with Wood Front	.26
GCWW-2160	1.5H Credenzas with Hinged Doors – 60” Wide — Wood Case with Wood Front	.55
GCWW-2172	1.5H Credenzas with Drawers – 72” Wide — Wood Case with Wood Front	.34
GCWW-2172	1.5H Credenzas with Hinged Doors – 72” Wide — Wood Case with Wood Front	.71
GCWW-2648	2H Credenzas with Drawer and Doors – 48” Wide — Wood Case with Wood Front	.86
GCWW-2660	2H Credenzas with Drawer and Doors – 60” Wide — Wood Case with Wood Front	.94
GCWW-2672	2H Credenzas with Drawer and Doors – 72” Wide — Wood Case with Wood Front	.102
KJFL	Accessories – Drawer Liner	.106
KJTY-10	Accessories – Personal Tray	.106
QBFC_F	Accessories – Cushion	.106

Index

<u>Product Code</u>	<u>Product Description</u>	<u>Page</u>
SFCK	Accessories – Front-to-Back Hanging Bars .....	106
ZGBA	Brackets – Storage to Panel Bracket .....	105
ZGBA-21	Brackets – Storage to Panel Bracket .....	105
ZGBA-26	Brackets – Storage to Panel Bracket .....	105
ZGBG-26	Brackets – Floating Worksurface Bracket .....	104
ZUBG-PNFC	Brackets – Desk-to-Storage Bracket .....	104
ZUBG-PNHC	Brackets – Desk-to-Storage Bracket .....	104



# PRODUCT NON-OBSOLESCENCE AND WARRANTY POLICY

This North American Haworth Product Non-Obsolescence and Warranty Policy (the "policy") applies to products manufactured after May 8, 2015. For products manufactured before this date please refer to the policy published in the NA Price List when purchased or contact your local Authorized Haworth Dealer. All Haworth products are warranted for 24 hour / 7 day use over the length of the Applicable Warranty Period as set forth below.

Haworth, Inc. or Haworth, Ltd., (each called "Haworth") will make a good faith effort to maintain product compatibility within our various generations of integrated product platforms to provide our customers with spaces that adapt to change. Under our non-obsolence policy, we commit to provide our customers with products of comparable function or operational characteristics for a term equal to the Applicable Warranty Period. Haworth fabrics and finishes must be updated periodically to maintain the market appeal of our products and respond to the demands and changing preferences of our customers. As a result, we or the manufacturer may discontinue some fabrics and finishes before expiration of the Applicable Warranty Period.

If a new product purchased or leased from Haworth or from an Authorized Haworth Dealer proves to be defective (as defined below) while the product is still in the possession of the initial purchaser or lessee and if they, within the Applicable Warranty Period, inform Haworth of the defect by contacting the local Authorized Haworth Dealer, then, except as provided below, Haworth will, at Haworth's option, either repair or replace the product, at Haworth's expense, or refund the purchase price of the product. Except as provided below, a product shall be considered "defective" if Haworth finds that it is defective in material or workmanship and if the defect materially impairs the use of the product to the purchaser or lessee. The applicable warranty period begins on the day the product is manufactured. If a product that the purchaser or lessee references in a notice of defect was not installed by a Haworth Certified installer and/or reconfigured by a Haworth-trained installer, then the product may not be considered defective and Haworth will not be obligated to repair or replace it or to refund its price.

## PRODUCTS / APPLICABLE WARRANTY PERIOD

### LIFETIME

All Haworth products are warranted for lifetime *except products, components and materials described below:*

### TWELVE YEARS

All Haworth NA manufactured seating is warranted for 24/7 multiple shift use by persons up to 325 lbs and includes the framework, mechanisms, seating foam, seat & back mesh and seating glides & casters.

All wood or wood framed products.

### TEN YEARS

All wall products (excluding soft close door mechanisms warranted for Two Years), electrical components (excluding Power Base™ AI, USB receptacles and workware products), electrical accessories, fixed task lighting (excluding LED lighting), adjustable keyboard pads, monitor arms and products that are at any time used in a classroom or educational environment (other than administration areas) *except as limited or described below:*

### FIVE YEARS

Fabric scrims and fabrics rated Heavy Duty (A) under the Association of Contract Textiles Guidelines, leather, vertical use markerboard laminates, user-adjustable worksurface mechanisms, gel arm caps, thermofused laminates, slow close mechanisms, LED lighting, Power Base™ receptacles with USB charging outlets, electronic ballasts used in task lighting, horizontal glass or thermoplastic table assemblies and Systems Accessories.

### THREE YEARS

Power Base AI Electrical products, workware™ products, Hoop products (excludes any warranty for surface damage such as scratches, dents or abrasions), plastic ultraviolet light color fastness and fabrics rated General Contract (a) under the Association of Contract Textiles Guidelines.

### ONE TO FIVE YEARS\*

Products that are manufactured outside North America and sold into the North American market.

### ONE YEAR

Horizontal use markerboard laminate, Openest™ Plume Screens, soft palm rest, mouse pad insert and translucent edging.

Haworth "Specials" products that involve simple modification of a standard based product will be warranted for the same period as the standard catalog product it is based on. Haworth "Specials" products that deviate from standard catalog product in the form of features, construction, function, or aesthetic will be warranted for 1 year.

All software is without warranty of any kind, either expressed or implied.

All service parts are warranted for two years or the remaining balance of the assembly's original warranty period, whichever is longer.


\*The Applicable Warranty Period for each such product is specified in Haworth's price list for the product.

A product will not be considered to be defective, and Haworth will not repair, or replace it or refund its price if the product (1) is a consumable product, such as a lamp; (2) is "Customer's Own Material" (i.e. material specified by the purchaser or lessee that is not a standard Haworth product offering, such as Haworth Alliance fabrics); (3) is not installed and used as recommended in Haworth's written specification, installation, care, maintenance and user guides; (4) has been otherwise misused or suffered abusive damage or (5) is a product that is manufactured by a third-party supplier from whom Haworth purchases it for resale without incorporating it into Haworth product (in which case Haworth will assign to the purchaser or lessee any warranty that the manufacturer provides), unless otherwise specified by Haworth in writing. At all times the Covered Product must have been located in a building that is (i) dry, fully closed-in and protected from the natural elements, and (ii) adequately heated, ventilated and air conditioned in order to maintain an internal temperature between 40°F and 90°F (4°C and 32°C) and relative humidity levels between 25% and 55%.

A defect in material or workmanship does not include damage to a product, or failure of a product to operate or perform properly or to maintain appearance, caused by (a) normal wear and tear; (b) an Act of God or transportation; (c) a product alteration made without Haworth's express written authorization; (d) the natural variation of color, grain or texture found in wood and leather; (e) the natural aging found in materials such as wood, fabric and leather which results in colors shifting during use; (f) dye lot variations in fabric, leather or wall covering (g) the natural patina of leather during use; (h) "puddling" of leather or faux leather; or (i) reverse crocking of dyes from clothing onto our seating materials.

EXCEPT AS STATED ABOVE, HAWORTH DOES NOT MAKE A WARRANTY AS TO ANY PRODUCT AND, IN PARTICULAR, DOES NOT MAKE A WARRANTY OF MERCHANTABILITY OR OF FITNESS FOR A PARTICULAR PURPOSE. Product repair or replacement or refund of the price, at Haworth's option, in accordance with this Policy, is the purchaser's or lessee's exclusive remedy for a product defect. Haworth shall not have tort liability with respect to a product, and Haworth shall not be liable for any consequential, economic, indirect, special, punitive or incidental damages arising from a product defect. Haworth shall not be liable for repair or product placement due to improper installation or any defect in materials used for installation which are not manufactured, sold or supplied by Haworth.

Released May 8, 2015



**HAWORTH®**

For more information call 800.344.2600 or 616.393.3000.

Haworth is a registered trademark of Haworth, Inc.  
©Haworth, Inc. 2018 4.18 Item #6062

[haworth.com](http://haworth.com) | [haworth-europe.com](http://haworth-europe.com) | [haworth-asia.com](http://haworth-asia.com)