



Prices effective July 5, 2023

Published July 2023

Action Office® System

Introduction	page 2
Action Office® System	3
Series 1 Walls	5
Series 2 Walls	61
Work Surfaces	201
Storage	246
Display Components	280
Lighting	285
Work Organizers	289
Indices	291
By Name	291
By Number	293
Appendices	
20-Day or Less/Assigned Lead-Time Order Information	
Keyed-Alike Information	
Vary Easy Program	
Fire Retardancy-Workspaces	
Stain-to-Match Program	
Customer's Own Material Order Information-Workspaces	
Proprietary Textiles Application Chart-Workspaces	
Proprietary Textile Colors-Workspaces	
Maharam® Application Chart-Workspaces	
Maharam Colors-Workspaces	
For the latest materials information, refer to the Materials pages on HermanMiller.com.	

Introduction

A Note on the Organization of This Book

There are a few signals that will help you understand the organization of this book. Once you know them, you should be able to find your way around easily.

Like a newspaper, this book is formatted with columns of text and illustrations that run vertically.

Information wraps from one column to the next and continues for as many pages as it needs to.

Black bars are clues.

A black bar at the top of a page signals the start of information about a product.

This information is divided into two sections, each signaled by a black bar. Product Information includes a description, additional notes, and dimensional drawings. Specification Information, which always begins at the top of a column, includes a series of steps. Each step represents a decision you need to make in order to complete your product number. Steps must be followed sequentially. The number of pages needed to complete information on a product varies; some will be complete in one page; others may fill three or four pages. Just continue going through the steps until you run into the next product, signaled by the black bar at the top of the page.

Black tabs running along the outside edge of the page help you locate what section you are in or what section you want to go to. You can thumb forwards or backwards to find a section; tabs and text appear on both sides of the page.

The additional pages in the back of the book include the appendices and indices. They are signaled by a long black bar running along the outside edge of the page.

The index is presented two ways.

The first index is in alphabetical order by product name. It can be helpful if you are new to the products and numbering scheme or if you are looking for a type of product, such as work chair or round table.

The second index is by product number. It lists, in alphanumeric order, the base product number, typically a five-digit number.

General Information

This book is effective July 5, 2023, subject to change without notice. Products may be purchased from authorized Herman Miller dealers who will quote prices upon request. For more information about our products and services or to see a list of dealers, visit www.HermanMiller.com.


All prices are list prices. Additional services, such as planning services, design, storage, and installation, are not included and must be added to these prices when the additional services are requested.


Illustrations, specifications, and prices are based on the latest information at the time of publication. The right is reserved to make changes at any time without notice in prices, fabrics, finishes, materials, specifications, and models, and also to discontinue models and finishes.

Dimensions shown in the drawings are engineering drawing dimensions rounded up to the nearest 1/8". Product is shipped set up or knocked down. Products that include "Shipped knocked down" in the description require some assembly. If this statement does not appear in the description, the product is shipped assembled.

Service problems are normally handled by a Herman Miller authorized dealer. Where this cannot be accomplished on a local level, service problems should be referred to the Customer Care Representative for your region, Herman Miller, Inc., Zeeland, Michigan 49464.

20-Day or Less/Assigned Lead-Time Shipments

All products and options in this price book not designated by an Assigned Program icon  will ship in **20 business days or less** after being acknowledged by Herman Miller.

Products and options designated by an  are on the assigned lead-time program and may ship in 20 days, less than 20 days, or more than 20 days from order acknowledgement.

Series 1 Walls

Series 2 Walls

Work Surfaces

Storage

Display Components

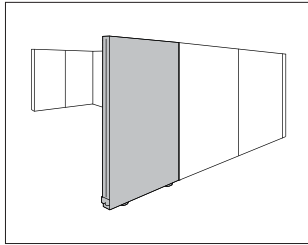
Lighting

Work Organizers



Hard-Surfaced Panel

AO110.



Product Information

Description

This structural panel has enameled surfaces, a painted top cap, and adjustable glides. It is UL listed and has a Class A fire-retardant rating.

Notes

To connect panels of equal or unequal heights, order 1 of the following products separately:

- 2-way 90° connector (AO220.), 3-way 90° connector (AO230.), or 4-way 90° connector (AO240.)
- Draw rod (AO215.) or change-of-height draw rod (AO219.)
- Spacer (AO260.)

For information, see Action Office Series 1 Planning Guide.

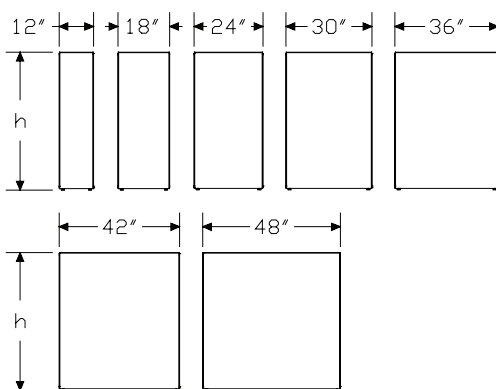
To finish exposed end of panel or connector, order 1 of the following products separately:

- Change-of-height finished end, panel/connector (AO259.)
- Finished end (AO271.)

To convert nonpowered panel to powered panel, order 3-circuit panel base power kit (AO355.) separately.

For enclosed cable management raceway at panel base, order cable management assembly (AO380.) separately.

Dimensions



Specification Information

Step 1.

AO110.

Step 2. Height

34	34" high	<input type="text" value="A"/>
42	42" high	<input type="text" value="A"/>
48	48" high	<input type="text" value="A"/>
57	57" high	<input type="text" value="A"/>
62	62" high	<input type="text" value="A"/>
80	80" high	<input type="text" value="A"/>

Step 3. Width

12	12" wide	<input type="text" value="A"/>
18	18" wide	<input type="text" value="A"/>
24	24" wide	<input type="text" value="A"/>
30	30" wide	<input type="text" value="A"/>
36	36" wide	<input type="text" value="A"/>
42	42" wide	<input type="text" value="A"/>
48	48" wide	<input type="text" value="A"/>

Prices for Steps 1-3.

	12	18	24	30	36	42
AO110.34	\$591	608	618	680	735	792
42	\$609	632	648	732	813	898
48	\$655	671	685	770	868	951
57	\$587	616	655	734	811	915
62	\$685	745	813	908	1003	1098
80	\$784	865	941	1058	1164	1270

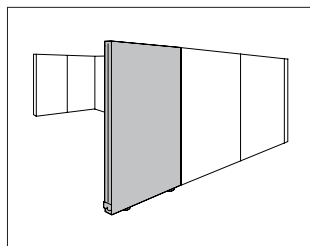
	48
AO110.34	\$854
42	\$983
48	\$1042
57	\$975
62	\$1192
80	\$1378

Step 4. Surface Finish

LT	light tone <input type="text" value="A"/>	+\$0
LU	soft white <input type="text" value="A"/>	+\$0
WN	warm grey neutral <input type="text" value="A"/>	+\$0

Action Office® Series 1 Walls

Step 5. Trim/Top Cap Finish		
8Q	folkstone grey <input type="checkbox"/> A	+\$0
BU	black umber <input type="checkbox"/> A	+\$0
HF	inner tone light <input type="checkbox"/> A	+\$0
LT	light tone <input type="checkbox"/> A	+\$0
LU	soft white <input type="checkbox"/> A	+\$0
MT	medium tone <input type="checkbox"/> A	+\$0
SG	slate grey <input type="checkbox"/> A	+\$0
WL	sandstone <input type="checkbox"/> A	+\$0
WN	warm grey neutral <input type="checkbox"/> A	+\$0



Product Information

Description

This structural panel has fabric surfaces, a painted top cap, and adjustable glides. It is UL listed and has a Class A fire-retardant rating, except when upholstered with Customer's Own Material (COM).

Notes

To connect panels of equal or unequal heights, order 1 of the following products separately:

- 2-way 90° connector (AO220.), 3-way 90° connector (AO230.), or 4-way 90° connector (AO240.)
- Draw rod (AO215.) or change-of-height draw rod (AO219.)
- Spacer (AO260.)

For information, see Action Office Series 1 Planning Guide.

To finish exposed end of panel or connector, order 1 of the following products separately:

- Change-of-height finished end, panel/connector (AO259.)
- Finished end (AO271.)

To convert nonpowered panel to powered panel, order 3-circuit panel base power kit (AO355.) separately.

For enclosed cable management raceway at panel base, order cable management assembly (AO380.) separately.

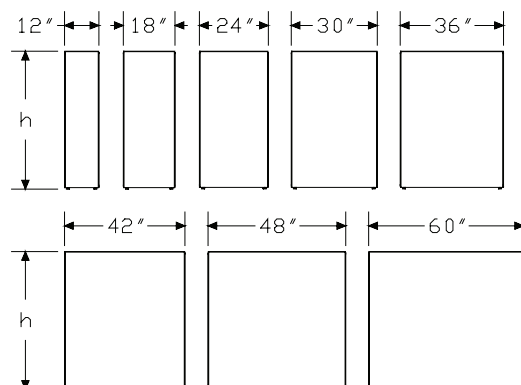
Panel accepts Customer's Own Material (COM). Yardage is estimated for nondirectional, 54"-wide fabrics; yardage for 60"-wide panel is estimated for nondirectional, 66"-wide fabrics.

Height—Width—Yardage

27"—12" to 24"—1
 27"—30" to 60"—2
 34"—12" to 24"—1 $\frac{1}{4}$
 34"—30" to 60"—2 $\frac{1}{3}$
 42"—12" to 24"—1 $\frac{1}{2}$
 42"—30" to 60"—2 $\frac{7}{8}$
 48"—12" to 24"—1 $\frac{5}{8}$
 48"—30" to 60"—3 $\frac{1}{4}$
 57"—12" to 24"—2
 57"—30" to 60"—4
 62"—12" to 24"—2
 62"—30" to 60"—4
 80"—12" to 24"—2 $\frac{1}{2}$
 80"—30" to 60"—5

For information on multiple quantities or directional fabrics, contact COM Department. See Order Information in Appendices.

Dimensions



Specification Information

Step 1.

AO120.

Step 2. Height

27	27" high
34	34" high
42	42" high
48	48" high
57	57" high
62	62" high
80	80" high

Step 3. Width

12	12" wide
18	18" wide A
24	24" wide
30	30" wide
36	36" wide
42	42" wide
48	48" wide
60	60" wide

Prices for Steps 1-3.

	12	18	24	30	36	42
AO120.27	\$529	541	559	610	665	714
34	\$549	567	586	643	692	739
42	\$566	581	596	672	746	822
48	\$596	610	636	718	798	884
57	\$610	657	692	777	858	945
62	\$633	690	746	838	921	1013
80	\$714	790	864	964	1068	1165
				48	60	
AO120.27				\$767	935	
34				\$795	971	
42				\$903	1096	
48				\$966	1181	
57				\$1033	1261	
62				\$1095	1340	
80				\$1268	1564	

Step 4. Trim/Top Cap Finish

8Q	folkstone grey	+\$0
BU	black umber	+\$0
HF	inner tone light	+\$0
LT	light tone	+\$0
LU	soft white A	+\$0
MT	medium tone	+\$0
SG	slate grey A	+\$0
WL	sandstone	+\$0
WN	warm grey neutral	+\$0

Step 5. Surface Finish Side 1

See application chart and textiles list for fabric usage and numbers.
First 2 digits of number indicate fabric line; remaining digit(s) indicate fabric color.

For 27" high (27) with 12" wide (12), 18" wide (18), 24" wide (24), 30" wide (30), 36" wide (36), or 42" wide (42), or 48" wide (48)

Price Category 1	+\$0
Price Category 2	+\$12
Price Category 3	+\$29
Price Category 4	+\$65
Price Category 5	+\$154
Price Category B	+\$64
Price Category C	+\$108
Price Category D	+\$140
Price Category E	+\$175
Price Category F	+\$191

For 34" high (34) with 12" wide (12), 18" wide (18), 24" wide (24), 30" wide (30), 36" wide (36), or 42" wide (42), or 48" wide (48)

Price Category 1	+\$0
Price Category 2	+\$12
Price Category 3	+\$29
Price Category 4	+\$65
Price Category 5	+\$154
Price Category B	+\$64
Price Category C	+\$108
Price Category D	+\$140
Price Category E	+\$175
Price Category F	+\$216

Fabric-Covered Panel *continued*

For 42" high (42) with 12" wide (12), 18" wide (18), 24" wide (24), 30" wide (30), 36" wide (36), or 42" wide (42), or 48" wide (48)

Price Category 1	+\$0
Price Category 2	+\$13
Price Category 3	+\$30
Price Category 4	+\$65
Price Category 5	+\$157
Price Category B	+\$73
Price Category C	+\$110
Price Category D	+\$144
Price Category E	+\$181
Price Category F	+\$251

For 48" high (48) with 12" wide (12), 18" wide (18), 24" wide (24), 30" wide (30), 36" wide (36), or 42" wide (42), or 48" wide (48)

Price Category 1	+\$0
Price Category 2	+\$18
Price Category 3	+\$42
Price Category 4	+\$72
Price Category 5	+\$181
Price Category B	+\$82
Price Category C	+\$124
Price Category D	+\$161
Price Category E	+\$202
Price Category F	+\$281

For 57" high (57) with 12" wide (12), 18" wide (18), 24" wide (24), 30" wide (30), 36" wide (36), or 42" wide (42), or 48" wide (48)

Price Category 1	+\$0
Price Category 2	+\$19
Price Category 3	+\$47
Price Category 4	+\$77
Price Category 5	+\$222
Price Category B	+\$100
Price Category C	+\$151
Price Category D	+\$198
Price Category E	+\$247
Price Category F	+\$343

For 62" high (62) with 12" wide (12), 18" wide (18), 24" wide (24), 30" wide (30), 36" wide (36), or 42" wide (42), or 48" wide (48)

Price Category 1	+\$0
Price Category 2	+\$20
Price Category 3	+\$48
Price Category 4	+\$78
Price Category 5	+\$253
Price Category B	+\$113
Price Category C	+\$170
Price Category D	+\$224
Price Category E	+\$283
Price Category F	+\$343

For 80" high (80) with 12" wide (12), 18" wide (18), 24" wide (24), 30" wide (30), 36" wide (36), or 42" wide (42), or 48" wide (48)

Price Category 1	+\$0
Price Category 2	+\$23
Price Category 3	+\$59
Price Category 4	+\$95
Price Category 5	+\$317
Price Category B	+\$125
Price Category C	+\$211
Price Category D	+\$281
Price Category E	+\$352
Price Category F	+\$430

For 27" high (27) or 34" high (34) with 60" wide (60)

Price Category 1	+\$0
Price Category 2	+\$12
Price Category 3	+\$29
Price Category 4	+\$65
Price Category B	+\$64
Price Category D	+\$140

For 42" high (42) with 60" wide (60)

Price Category 1	+\$0
Price Category 2	+\$13
Price Category 3	+\$30
Price Category 4	+\$65
Price Category B	+\$73
Price Category D	+\$144
Price Category E	+\$181

For 48" high (48) with 60" wide (60)

Price Category 1	+\$0
Price Category 2	+\$18
Price Category 3	+\$42
Price Category 4	+\$72
Price Category B	+\$82
Price Category D	+\$161

For 57" high (57) with 60" wide (60)

Price Category 1	+\$0
Price Category 2	+\$19
Price Category 3	+\$47
Price Category 4	+\$77
Price Category B	+\$100
Price Category D	+\$198

For 62" high (62) with 60" wide (60)

Price Category 1	+\$0
Price Category 2	+\$20
Price Category 3	+\$48
Price Category 4	+\$78
Price Category B	+\$113
Price Category D	+\$224

For 80" high (80) with 60" wide (60)

Price Category 1	+\$0
Price Category 2	+\$23
Price Category 3	+\$59
Price Category 4	+\$95
Price Category B	+\$125
Price Category D	+\$281

Step 6. Surface Finish Side 2

See application chart and textiles list for fabric usage and numbers.

First 2 digits of number indicate fabric line; remaining digit(s) indicate fabric color.

For 27" high (27) with 12" wide (12), 18" wide (18), 24" wide (24), 30" wide (30), 36" wide (36), or 42" wide (42), or 48" wide (48)

Price Category 1	+\$0
Price Category 2	+\$12
Price Category 3	+\$29
Price Category 4	+\$65
Price Category 5	+\$154
Price Category B	+\$64
Price Category C	+\$108
Price Category D	+\$140
Price Category E	+\$175
Price Category F	+\$191

For 34" high (34) with 12" wide (12), 18" wide (18), 24" wide (24), 30" wide (30), 36" wide (36), or 42" wide (42), or 48" wide (48)

Price Category 1	+\$0
Price Category 2	+\$12
Price Category 3	+\$29
Price Category 4	+\$65
Price Category 5	+\$154
Price Category B	+\$64
Price Category C	+\$108
Price Category D	+\$140
Price Category E	+\$175
Price Category F	+\$216

For 42" high (42) with 12" wide (12), 18" wide (18), 24" wide (24), 30" wide (30), 36" wide (36), or 42" wide (42), or 48" wide (48)

Price Category 1	+\$0
Price Category 2	+\$13
Price Category 3	+\$30
Price Category 4	+\$65
Price Category 5	+\$157
Price Category B	+\$73
Price Category C	+\$110
Price Category D	+\$144
Price Category E	+\$181
Price Category F	+\$251

Fabric-Covered Panel *continued*

For 48" high (48) with 12" wide (12), 18" wide (18), 24" wide (24), 30" wide (30), 36" wide (36), or 42" wide (42), or 48" wide (48)

Price Category 1	+\$0
Price Category 2	+\$18
Price Category 3	+\$42
Price Category 4	+\$72
Price Category 5	+\$181
Price Category B	+\$82
Price Category C	+\$124
Price Category D	+\$161
Price Category E	+\$202
Price Category F	+\$281

For 57" high (57) with 12" wide (12), 18" wide (18), 24" wide (24), 30" wide (30), 36" wide (36), or 42" wide (42), or 48" wide (48)

Price Category 1	+\$0
Price Category 2	+\$19
Price Category 3	+\$47
Price Category 4	+\$77
Price Category 5	+\$222
Price Category B	+\$100
Price Category C	+\$151
Price Category D	+\$198
Price Category E	+\$247
Price Category F	+\$343

For 62" high (62) with 12" wide (12), 18" wide (18), 24" wide (24), 30" wide (30), 36" wide (36), or 42" wide (42), or 48" wide (48)

Price Category 1	+\$0
Price Category 2	+\$20
Price Category 3	+\$48
Price Category 4	+\$78
Price Category 5	+\$253
Price Category B	+\$113
Price Category C	+\$170
Price Category D	+\$224
Price Category E	+\$283
Price Category F	+\$343

For 80" high (80) with 12" wide (12), 18" wide (18), 24" wide (24), 30" wide (30), 36" wide (36), or 42" wide (42), or 48" wide (48)

Price Category 1	+\$0
Price Category 2	+\$23
Price Category 3	+\$59
Price Category 4	+\$95
Price Category 5	+\$317
Price Category B	+\$125
Price Category C	+\$211
Price Category D	+\$281
Price Category E	+\$352
Price Category F	+\$430

For 27" high (27) or 34" high (34) with 60" wide (60)

Price Category 1	+\$0
Price Category 2	+\$12
Price Category 3	+\$29
Price Category 4	+\$65
Price Category B	+\$64
Price Category D	+\$140
Price Category E	+\$175

For 42" high (42) with 60" wide (60)

Price Category 1	+\$0
Price Category 2	+\$13
Price Category 3	+\$30
Price Category 4	+\$65
Price Category B	+\$73
Price Category D	+\$144

For 48" high (48) with 60" wide (60)

Price Category 1	+\$0
Price Category 2	+\$18
Price Category 3	+\$42
Price Category 4	+\$72
Price Category B	+\$82
Price Category D	+\$161

For 57" high (57) with 60" wide (60)

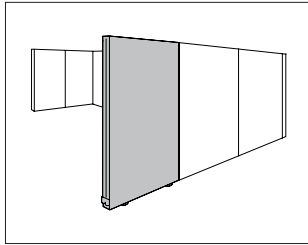
Price Category 1	+\$0
Price Category 2	+\$19
Price Category 3	+\$47
Price Category 4	+\$77
Price Category B	+\$100
Price Category D	+\$198

Action Office® Series 1 Walls

<i>For 62" high (62) with 60" wide (60)</i>	
Price Category 1	+\$0
Price Category 2	+\$20
Price Category 3	+\$48
Price Category 4	+\$78
Price Category B	+\$113
Price Category D	+\$224
<i>For 80" high (80) with 60" wide (60)</i>	
Price Category 1	+\$0
Price Category 2	+\$23
Price Category 3	+\$59
Price Category 4	+\$95
Price Category B	+\$125
Price Category D	+\$281

Tackable Acoustical-Barrier Panel

AO125.



Product Information

Description

This structural sound-barrier panel has fabric surfaces, a painted top cap, and adjustable glides. The panel is UL listed and has a Class A fire-retardant rating, except when upholstered with Customer's Own Material (COM).

Notes

To connect panels of equal or unequal heights, order 1 of the following products separately:

- 2-way 90° connector (AO220.), 3-way 90° connector (AO230.), or 4-way 90° connector (AO240.)
- Draw rod (AO215.) or change-of-height draw rod (AO219.)
- Spacer (AO260.)

For information, see Action Office Series 1 Planning Guide.

To finish exposed end of panel or connector, order 1 of the following products separately:

- Change-of-height finished end, panel/connector (AO259.)
- Finished end (AO271.)

To convert nonpowered panel to powered panel, order 3-circuit panel base power kit (AO355.) separately.

For enclosed cable management raceway at panel base, order cable management assembly (AO380.) separately.

For applications requiring heavy component loading on panel, a component brace (A3910.) is recommended; order separately. For appropriate applications, contact local Herman Miller representative. Panel accepts Customer's Own Material (COM). Yardage is estimated for nondirectional, 54"-wide fabrics; yardage for 60"-wide panel is estimated for nondirectional, 66"-wide fabrics.

Height—Width—Yardage

34"—12" to 24"—1¹/₄

34"—30" to 60"—2¹/₂

42"—12" to 24"—1¹/₂

42"—30" to 60"—2⁷/₈

48"—12" to 24"—1⁵/₈

48"—30" to 60"—3¹/₄

57"—12" to 24"—2

57"—30" to 60"—4

62"—12" to 24"—2

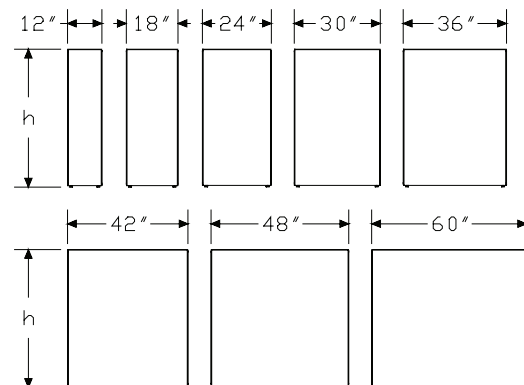
62"—30" to 60"—4

80"—12" to 24"—2¹/₂

80"—30" to 60"—5

For information on multiple quantities or directional fabrics, contact COM Department. See Order Information in Appendices.

Dimensions



Tackable Acoustical-Barrier Panel *continued*

Specification Information						
Step 1.						
AO125.						
Step 2. Height						
34	34" high					
42	42" high					
48	48" high					
57	57" high					
62	62" high					
80	80" high					
Step 3. Width						
24	24" wide					
30	30" wide					
36	36" wide					
42	42" wide					
48	48" wide					
60	60" wide					
Prices for Steps 1-3.						
	24	30	36	42	48	60
AO125.34	\$805	858	906	951	1001	1207
42	\$822	900	982	1058	1138	1366
48	\$925	1002	1083	1163	1242	1486
57	\$960	1015	1097	1177	1256	1502
62	\$951	1027	1107	1189	1269	1512
80	\$1090	1190	1319	1405	1498	1815
Step 4. Trim/Top Cap Finish						
8Q	folkstone grey					+\$0
BU	black umber					+\$0
HF	inner tone light					+\$0
LT	light tone					+\$0
LU	soft white A					+\$0
MT	medium tone					+\$0
SG	slate grey A					+\$0
WL	sandstone					+\$0
WN	warm grey neutral					+\$0

Step 5. Surface Finish Side 1	
<i>See application chart and textiles list for fabric usage and numbers.</i>	
<i>First 2 digits of number indicate fabric line; remaining digit(s) indicate fabric color.</i>	
For 34" high (34) with 24" wide (24), 30" wide (30), 36" wide (36), or 42" wide (42), or 48" wide (48)	
Price Category 1	+\$0
Price Category 2	+\$12
Price Category 3	+\$29
Price Category 4	+\$65
Price Category 5	+\$154
Price Category B	+\$64
Price Category C	+\$108
Price Category D	+\$140
Price Category E	+\$175
Price Category F	+\$216
For 42" high (42) with 24" wide (24), 30" wide (30), 36" wide (36), or 42" wide (42), or 48" wide (48)	
Price Category 1	+\$0
Price Category 2	+\$13
Price Category 3	+\$30
Price Category 4	+\$65
Price Category 5	+\$157
Price Category B	+\$73
Price Category C	+\$110
Price Category D	+\$144
Price Category E	+\$181
Price Category F	+\$251
For 48" high (48) with 24" wide (24), 30" wide (30), 36" wide (36), or 42" wide (42), or 48" wide (48)	
Price Category 1	+\$0
Price Category 2	+\$18
Price Category 3	+\$42
Price Category 4	+\$72
Price Category 5	+\$181
Price Category B	+\$82
Price Category C	+\$124
Price Category D	+\$161
Price Category E	+\$202
Price Category F	+\$281

Tackable Acoustical-Barrier Panel *continued*

For 57" high (57) with 24" wide (24), 30" wide (30), 36" wide (36), or 42" wide (42), or 48" wide (48)

Price Category 1	+\$0
Price Category 2	+\$19
Price Category 3	+\$47
Price Category 4	+\$77
Price Category 5	+\$222
Price Category B	+\$100
Price Category C	+\$151
Price Category D	+\$198
Price Category E	+\$247
Price Category F	+\$343

For 62" high (62) with 24" wide (24), 30" wide (30), 36" wide (36), or 42" wide (42), or 48" wide (48)

Price Category 1	+\$0
Price Category 2	+\$20
Price Category 3	+\$48
Price Category 4	+\$78
Price Category 5	+\$253
Price Category B	+\$113
Price Category C	+\$170
Price Category D	+\$224
Price Category E	+\$283
Price Category F	+\$343

For 80" high (80) with 24" wide (24), 30" wide (30), 36" wide (36), or 42" wide (42), or 48" wide (48)

Price Category 1	+\$0
Price Category 2	+\$23
Price Category 3	+\$59
Price Category 4	+\$95
Price Category 5	+\$317
Price Category B	+\$125
Price Category C	+\$211
Price Category D	+\$281
Price Category E	+\$352
Price Category F	+\$430

For 34" high (34) with 60" wide (60)

Price Category 1	+\$0
Price Category 2	+\$12
Price Category 3	+\$29
Price Category 4	+\$65
Price Category B	+\$64
Price Category D	+\$140

For 42" high (42) with 60" wide (60)

Price Category 1	+\$0
Price Category 2	+\$13
Price Category 3	+\$30
Price Category 4	+\$65
Price Category B	+\$73
Price Category D	+\$144

For 48" high (48) with 60" wide (60)

Price Category 1	+\$0
Price Category 2	+\$18
Price Category 3	+\$42
Price Category 4	+\$72
Price Category B	+\$82
Price Category D	+\$161

For 57" high (57) with 60" wide (60)

Price Category 1	+\$0
Price Category 2	+\$19
Price Category 3	+\$47
Price Category 4	+\$77
Price Category B	+\$100
Price Category D	+\$198
Price Category E	+\$247

For 62" high (62) with 60" wide (60)

Price Category 1	+\$0
Price Category 2	+\$20
Price Category 3	+\$48
Price Category 4	+\$78
Price Category B	+\$113
Price Category D	+\$224

For 80" high (80) with 60" wide (60)

Price Category 1	+\$0
Price Category 2	+\$23
Price Category 3	+\$59
Price Category 4	+\$95
Price Category B	+\$125
Price Category D	+\$281

Tackable Acoustical-Barrier Panel *continued*

Step 6. Surface Finish Side 2

See application chart and textiles list for fabric usage and numbers.

First 2 digits of number indicate fabric line; remaining digit(s) indicate fabric color.

For 34" high (34) with 24" wide (24), 30" wide (30), 36" wide (36), or 42" wide (42), or 48" wide (48)

Price Category 1	+\$0
Price Category 2	+\$12
Price Category 3	+\$29
Price Category 4	+\$65
Price Category 5	+\$154
Price Category B	+\$64
Price Category C	+\$108
Price Category D	+\$140
Price Category E	+\$175
Price Category F	+\$216

For 42" high (42) with 24" wide (24), 30" wide (30), 36" wide (36), or 42" wide (42), or 48" wide (48)

Price Category 1	+\$0
Price Category 2	+\$13
Price Category 3	+\$30
Price Category 4	+\$65
Price Category 5	+\$157
Price Category B	+\$73
Price Category C	+\$110
Price Category D	+\$144
Price Category E	+\$181
Price Category F	+\$251

For 48" high (48) with 24" wide (24), 30" wide (30), 36" wide (36), or 42" wide (42), or 48" wide (48)

Price Category 1	+\$0
Price Category 2	+\$18
Price Category 3	+\$42
Price Category 4	+\$72
Price Category 5	+\$181
Price Category B	+\$82
Price Category C	+\$124
Price Category D	+\$161
Price Category E	+\$202
Price Category F	+\$281

For 57" high (57) with 24" wide (24), 30" wide (30), 36" wide (36), or 42" wide (42), or 48" wide (48)

Price Category 1	+\$0
Price Category 2	+\$19
Price Category 3	+\$47
Price Category 4	+\$77
Price Category 5	+\$222
Price Category B	+\$100
Price Category C	+\$151
Price Category D	+\$198
Price Category E	+\$247
Price Category F	+\$343

For 62" high (62) with 24" wide (24), 30" wide (30), 36" wide (36), or 42" wide (42), or 48" wide (48)

Price Category 1	+\$0
Price Category 2	+\$20
Price Category 3	+\$48
Price Category 4	+\$78
Price Category 5	+\$253
Price Category B	+\$113
Price Category C	+\$170
Price Category D	+\$224
Price Category E	+\$283
Price Category F	+\$343

For 80" high (80) with 24" wide (24), 30" wide (30), 36" wide (36), or 42" wide (42), or 48" wide (48)

Price Category 1	+\$0
Price Category 2	+\$23
Price Category 3	+\$59
Price Category 4	+\$95
Price Category 5	+\$317
Price Category B	+\$125
Price Category C	+\$211
Price Category D	+\$281
Price Category E	+\$352
Price Category F	+\$430

For 34" high (34) with 60" wide (60)

Price Category 1	+\$0
Price Category 2	+\$12
Price Category 3	+\$29
Price Category 4	+\$65
Price Category B	+\$64
Price Category D	+\$140

Tackable Acoustical-Barrier Panel *continued*

For 42" high (42) with 60" wide (60)

Price Category 1	+\$0
Price Category 2	+\$13
Price Category 3	+\$30
Price Category 4	+\$65
Price Category B	+\$73
Price Category D	+\$144

For 48" high (48) with 60" wide (60)

Price Category 1	+\$0
Price Category 2	+\$18
Price Category 3	+\$42
Price Category 4	+\$72
Price Category B	+\$82
Price Category D	+\$161

For 57" high (57) with 60" wide (60)

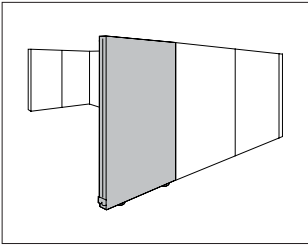
Price Category 1	+\$0
Price Category 2	+\$19
Price Category 3	+\$47
Price Category 4	+\$77
Price Category B	+\$100
Price Category D	+\$198
Price Category E	+\$247

For 62" high (62) with 60" wide (60)

Price Category 1	+\$0
Price Category 2	+\$20
Price Category 3	+\$48
Price Category 4	+\$78
Price Category B	+\$113
Price Category D	+\$224

For 80" high (80) with 60" wide (60)

Price Category 1	+\$0
Price Category 2	+\$23
Price Category 3	+\$59
Price Category 4	+\$95
Price Category B	+\$125
Price Category D	+\$281



Action Office® Series 1 Walls

Product Information

Description

This sound-reducing, structural panel has fabric surfaces, a painted top cap, and adjustable glides. The panel is UL listed and has a Class A fire-retardant rating, except when upholstered with Customer's Own Material (COM).

Notes

To connect panels of equal or unequal heights, order 1 of the following products separately:

- 2-way 90° connector (A0220.), 3-way 90° connector (A0230.), or 4-way 90° connector (A0240.)
- Draw rod (A0215.) or change-of-height draw rod (A0219.)
- Spacer (A0260.)

For information, see Action Office Series 1 Planning Guide.

To finish exposed end of panel or connector, order 1 of the following products separately:

- Change-of-height finished end, panel/connector (A0259.)
- Change-of-height finished end, panel/panel (A0272.)
- Finished end (A0271.)

To convert nonpowered panel to powered panel, order 3-circuit panel base power kit (A0355.) separately.

For enclosed cable management raceway at panel base, order cable management assembly (A0380.) separately.

Panel accepts Customer's Own Material (COM). Yardage is estimated for nondirectional, 54"-wide fabrics; yardage for 60"-wide panel is estimated for nondirectional, 66"-wide fabrics.

Height—Width—Yardage

48"—12" to 24"—1⁵/₈

48"—30" to 60"—3¹/₄

57"—12" to 24"—2

57"—30" to 60"—4

62"—12" to 24"—2

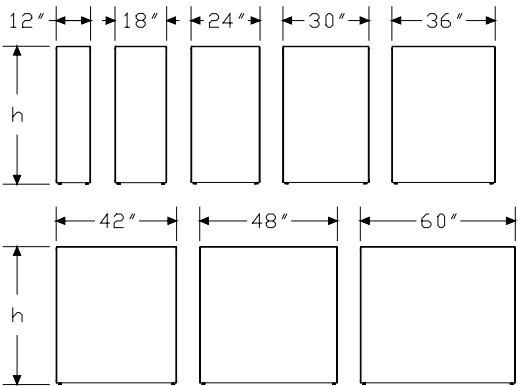
62"—30" to 60"—4

80"—12" to 24"—2¹/₂

80"—30" to 60"—5

For information on multiple quantities or directional fabrics, contact COM Department. See Order Information in Appendices.

Dimensions



Specification Information
Step 1.
A0131.
Step 2. Height

48	48" high
57	57" high
62	62" high
80	80" high

Step 3. Width

12	12" wide
18	18" wide A
24	24" wide
30	30" wide
36	36" wide
42	42" wide
48	48" wide
60	60" wide

Prices for Steps 1-3.

	12	18	24	30	36	42
A0131.48	\$807	857	908	985	1066	1142
57	\$832	883	922	1002	1078	1152
62	\$857	898	935	1008	1085	1165
80	\$982	1029	1068	1167	1294	1380
					48	60
A0131.48					\$1219	1458
57					\$1231	1475
62					\$1245	1487
80					\$1470	1782

Step 4. Trim/Top Cap Finish

8Q	folkstone grey	+\$0
BU	black umber	+\$0
HF	inner tone light	+\$0
LT	light tone	+\$0
LU	soft white A	+\$0
MT	medium tone	+\$0
SG	slate grey A	+\$0
WL	sandstone	+\$0
WN	warm grey neutral	+\$0

Step 5. Surface Finish Side 1
See application chart and textiles list for fabric usage and numbers.
First 2 digits of number indicate fabric line; remaining digit(s) indicate fabric color.
For 48" high (48) with 12" wide (12), 18" wide (18), 24" wide (24), 30" wide (30), 36" wide (36), or 42" wide (42), or 48" wide (48)

Price Category 1	+\$0
Price Category 2	+\$18
Price Category 3	+\$42
Price Category 4	+\$72
Price Category 5	+\$181
Price Category B	+\$82
Price Category C	+\$124
Price Category D	+\$161
Price Category E	+\$202
Price Category F	+\$281

For 57" high (57) with 12" wide (12), 18" wide (18), 24" wide (24), 30" wide (30), 36" wide (36), or 42" wide (42), or 48" wide (48)

Price Category 1	+\$0
Price Category 2	+\$19
Price Category 3	+\$47
Price Category 4	+\$77
Price Category 5	+\$222
Price Category B	+\$100
Price Category C	+\$151
Price Category D	+\$198
Price Category E	+\$247
Price Category F	+\$343

For 62" high (62) with 12" wide (12), 18" wide (18), 24" wide (24), 30" wide (30), 36" wide (36), or 42" wide (42), or 48" wide (48)

Price Category 1	+\$0
Price Category 2	+\$20
Price Category 3	+\$48
Price Category 4	+\$78
Price Category 5	+\$253
Price Category B	+\$113
Price Category C	+\$170
Price Category D	+\$224
Price Category E	+\$283
Price Category F	+\$343

For 80" high (80) with 12" wide (12), 18" wide (18), 24" wide (24), 30" wide (30), 36" wide (36), or 42" wide (42), or 48" wide (48)

Price Category 1	+\$0
Price Category 2	+\$23
Price Category 3	+\$59
Price Category 4	+\$95
Price Category 5	+\$317
Price Category B	+\$140
Price Category C	+\$211
Price Category D	+\$281
Price Category E	+\$352
Price Category F	+\$430

For 48" high (48) with 60" wide (60)

Price Category 1	+\$0
Price Category 2	+\$18
Price Category 3	+\$42
Price Category 4	+\$72
Price Category B	+\$82
Price Category D	+\$161

For 57" high (57) with 60" wide (60)

Price Category 1	+\$0
Price Category 2	+\$19
Price Category 3	+\$47
Price Category 4	+\$77
Price Category B	+\$100
Price Category D	+\$198

For 62" high (62) with 60" wide (60)

Price Category 1	+\$0
Price Category 2	+\$20
Price Category 3	+\$48
Price Category 4	+\$78
Price Category B	+\$113
Price Category D	+\$224

For 80" high (80) with 60" wide (60)

Price Category 1	+\$0
Price Category 2	+\$23
Price Category 3	+\$59
Price Category 4	+\$95
Price Category B	+\$140
Price Category D	+\$281

Step 6. Surface Finish Side 2

See application chart and textiles list for fabric usage and numbers.

First 2 digits of number indicate fabric line; remaining digit(s) indicate fabric color.

For 48" high (48) with 12" wide (12), 18" wide (18), 24" wide (24), 30" wide (30), 36" wide (36), or 42" wide (42), or 48" wide (48)

Price Category 1	+\$0
Price Category 2	+\$18
Price Category 3	+\$42
Price Category 4	+\$72
Price Category 5	+\$181
Price Category B	+\$82
Price Category C	+\$124
Price Category D	+\$161
Price Category E	+\$202
Price Category F	+\$281

For 57" high (57) with 12" wide (12), 18" wide (18), 24" wide (24), 30" wide (30), 36" wide (36), or 42" wide (42), or 48" wide (48)

Price Category 1	+\$0
Price Category 2	+\$19
Price Category 3	+\$47
Price Category 4	+\$77
Price Category 5	+\$222
Price Category B	+\$100
Price Category C	+\$151
Price Category D	+\$198
Price Category E	+\$247
Price Category F	+\$343

For 62" high (62) with 12" wide (12), 18" wide (18), 24" wide (24), 30" wide (30), 36" wide (36), or 42" wide (42), or 48" wide (48)

Price Category 1	+\$0
Price Category 2	+\$20
Price Category 3	+\$48
Price Category 4	+\$78
Price Category 5	+\$253
Price Category B	+\$113
Price Category C	+\$170
Price Category D	+\$224
Price Category E	+\$283
Price Category F	+\$343

For 80" high (80) with 12" wide (12), 18" wide (18), 24" wide (24), 30" wide (30), 36" wide (36), or 42" wide (42), or 48" wide (48)

Price Category 1	+\$0
Price Category 2	+\$23
Price Category 3	+\$59
Price Category 4	+\$95
Price Category 5	+\$317
Price Category B	+\$140
Price Category C	+\$211
Price Category D	+\$281
Price Category E	+\$352
Price Category F	+\$430

For 48" high (48) with 60" wide (60)

Price Category 1	+\$0
Price Category 2	+\$18
Price Category 3	+\$42
Price Category 4	+\$72
Price Category B	+\$82
Price Category D	+\$161

For 57" high (57) with 60" wide (60)

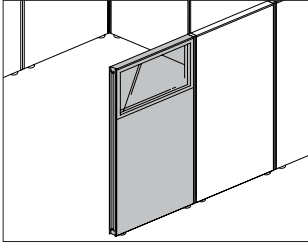
Price Category 1	+\$0
Price Category 2	+\$19
Price Category 3	+\$47
Price Category 4	+\$77
Price Category B	+\$100
Price Category D	+\$198

For 62" high (62) with 60" wide (60)

Price Category 1	+\$0
Price Category 2	+\$20
Price Category 3	+\$48
Price Category 4	+\$78
Price Category B	+\$113
Price Category D	+\$224

For 80" high (80) with 60" wide (60)

Price Category 1	+\$0
Price Category 2	+\$23
Price Category 3	+\$59
Price Category 4	+\$95
Price Category B	+\$140
Price Category D	+\$281



Product Information

Description

This nonpowered, structural panel has a 14"-high glass insert with a painted frame and top cap, a fabric-covered lower section, and adjustable glides. It is UL listed and has a Class A fire-retardant rating, except when upholstered with Customer's Own Material (COM).

Notes

To connect panels of equal or unequal heights, order 1 of the following products separately:

- 2-way 90° connector (AO220.), 3-way 90° connector (AO230.), or 4-way 90° connector (AO240.)
- Draw rod (AO215.) or change-of-height draw rod (AO219.)
- Spacer (AO260.)

For information, see Action Office Series 1 Planning Guide.

To finish exposed end of panel or connector, order 1 of the following products separately:

- Change-of-height finished end, panel/connector (AO259.)
- Change-of-height finished end, panel/panel (AO272.)
- Finished end (AO271.)

To convert nonpowered panel to powered panel, order 3-circuit panel base power kit (AO355.) separately.

For enclosed cable management raceway at panel base, order cable management assembly (AO380.) separately.

Fabric-covered lower section accepts Customer's Own Material (COM).

Yardage is estimated for nondirectional, 54"-wide fabrics.

Height—Width—Yardage

34"—24"—1¹/₄

34"—30" to 48"—2¹/₃

48"—24"—1⁵/₈

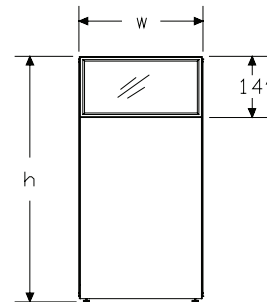
48"—30" to 48"—3¹/₄

66"—24"—2

66"—30" to 48"—4

For information on multiple quantities or directional fabrics, contact COM Department. See Order Information in Appendices.

Dimensions



Specification Information
Step 1.
A0164.
Step 2. Height

48	48" high
62	62" high
80	80" high

Step 3. Width

24	24" wide
30	30" wide
36	36" wide
48	48" wide

Prices for Steps 1-3.

	24	30	36	48
A0164.48	\$1872	1930	1981	2094
62	\$2002	2084	2161	2288
80	\$2135	2214	2297	2459

Step 4. Glazing Finish

TR	clear	+\$0
34	opal glaze	+\$84

Step 5. Trim/Top Cap Finish

8Q	folkstone grey	+\$0
BU	black umber	+\$0
HF	inner tone light	+\$0
LT	light tone	+\$0
LU	soft white <input type="checkbox"/>	+\$0
MT	medium tone	+\$0
SG	slate grey <input type="checkbox"/>	+\$0
WL	sandstone	+\$0
WN	warm grey neutral	+\$0

Step 6. Surface Finish Side 1
See application chart and textiles list for fabric usage and numbers.
First 2 digits of number indicate fabric line; remaining digit(s) indicate fabric color.
For 48" high (48)

Price Category 1	+\$0
Price Category 2	+\$18
Price Category 3	+\$42
Price Category 4	+\$72
Price Category 5	+\$181
Price Category C	+\$120
Price Category D	+\$152
Price Category E	+\$184
Price Category F	+\$238

For 62" high (62)

Price Category 1	+\$0
Price Category 2	+\$20
Price Category 3	+\$48
Price Category 4	+\$78
Price Category 5	+\$253
Price Category C	+\$156
Price Category D	+\$198
Price Category E	+\$239
Price Category F	+\$310

For 80" high (80)

Price Category 1	+\$0
Price Category 2	+\$23
Price Category 3	+\$59
Price Category 4	+\$95
Price Category 5	+\$317
Price Category C	+\$193
Price Category D	+\$244
Price Category E	+\$294
Price Category F	+\$380

Step 7. Surface Finish Side 2

See application chart and textiles list for fabric usage and numbers.

First 2 digits of number indicate fabric line; remaining digit(s) indicate fabric color.

For 48" high (48)

Price Category 1	+\$0
Price Category 2	+\$18
Price Category 3	+\$42
Price Category 4	+\$72
Price Category 5	+\$181
Price Category C	+\$120
Price Category D	+\$152
Price Category E	+\$184
Price Category F	+\$238

For 62" high (62)

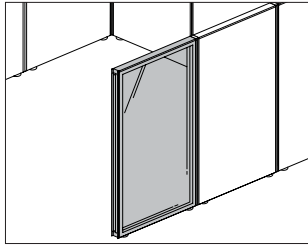
Price Category 1	+\$0
Price Category 2	+\$20
Price Category 3	+\$48
Price Category 4	+\$78
Price Category 5	+\$253
Price Category C	+\$156
Price Category D	+\$198
Price Category E	+\$239
Price Category F	+\$310

For 80" high (80)

Price Category 1	+\$0
Price Category 2	+\$23
Price Category 3	+\$59
Price Category 4	+\$95
Price Category 5	+\$317
Price Category C	+\$193
Price Category D	+\$244
Price Category E	+\$294
Price Category F	+\$380

Glazed Panel

AO161.



Product Information

Description

This structural panel has a painted frame and top cap, a translucent acrylic insert, and adjustable glides. It cannot be used as a return panel.

Notes

To connect panels of equal or unequal heights, order 1 of the following products separately:

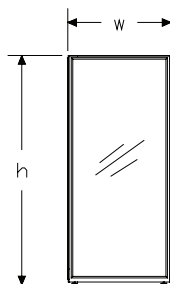
- 2-way 90° connector (AO220.), 3-way 90° connector (AO230.), or 4-way 90° connector (AO240.)
- Draw rod (AO215.) or change-of-height draw rod (AO219.)
- Spacer (AO260.)

To finish exposed end of panel or connector, order 1 of the following products separately:

- Change-of-height finished end, panel/connector (AO259.)
- Finished end (AO271.)

For enclosed cable management raceway at panel base, order cable management assembly (AO380.) separately.

Dimensions



Specification Information

Step 1.

AO161.

Step 2. Height

62	62" high
80	80" high

Step 3. Width

24	24" wide
30	30" wide
36	36" wide
42	42" wide
48	48" wide

Prices for Steps 1-3.

	24	30	36	42	48
AO161.62	\$1832	2092	2351	2608	2867
80	\$2167	2471	2785	3094	3414

Step 4. Frame Finish

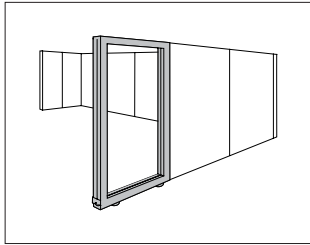
8Q	folkstone grey	+\$0
BU	black umber	+\$0
HF	inner tone light	+\$0
LG	light grey (discontinuing)	+\$0
LT	light tone	+\$0
LU	soft white A	+\$0
MT	medium tone	+\$0
WL	sandstone	+\$0
WN	warm grey neutral	+\$0

Step 5. Glazing Finish

TR	clear	+\$0
J9	opal frosted	+\$278

Step 6. Trim/Top Cap Finish

8Q	folkstone grey	+\$0
BU	black umber	+\$0
HF	inner tone light	+\$0
LT	light tone	+\$0
LU	soft white A	+\$0
MT	medium tone	+\$0
SG	slate grey A	+\$0
WL	sandstone	+\$0
WN	warm grey neutral	+\$0

**Product Information****Description**

This structural panel frame has an opening for communicating and sharing equipment. It has a painted frame and top cap and adjustable glides. The panel cannot be used as a return panel. It is UL listed and has a Class A fire-retardant rating.

Notes

To connect panels of equal or unequal heights, order 1 of the following products separately:

- 2-way 90° connector (AO220.), 3-way 90° connector (AO230.), or 4-way 90° connector (AO240.)
- Draw rod (AO215.) or change-of-height draw rod (AO219.)
- Spacer (AO260.)

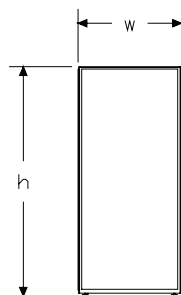
For information, see Action Office Series 1 Planning Guide.

To finish exposed end of panel or connector, order 1 of the following products separately:

- Change-of-height finished end, panel/connector (AO259.)
- Finished end (AO271.)

To convert nonpowered panel to powered panel, order 3-circuit panel base power kit (AO355.) separately.

For enclosed cable management raceway at panel base, order cable management assembly (AO380.) separately.

Dimensions**Specification Information****Step 1.****A0150.****Step 2. Height**

62	62" high
80	80" high

Step 3. Width

24	24" wide
30	30" wide
36	36" wide
42	42" wide
48	48" wide

Prices for Steps 1-3.

	24	30	36	42	48
A0150.62	\$816	843	879	908	943
80	\$899	955	1021	1080	1149

Step 4. Frame Finish

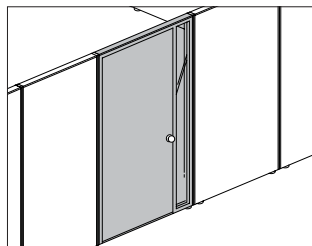
8Q	folkstone grey	+\$0
BU	black umber	+\$0
HF	inner tone light	+\$0
LT	light tone	+\$0
LU	soft white A	+\$0
MT	medium tone	+\$0
SG	slate grey A	+\$0
WL	sandstone	+\$0
WN	warm grey neutral	+\$0

Step 5. Trim/Top Cap Finish

8Q	folkstone grey	+\$0
BU	black umber	+\$0
HF	inner tone light	+\$0
LT	light tone	+\$0
LU	soft white A	+\$0
MT	medium tone	+\$0
SG	slate grey A	+\$0
WL	sandstone	+\$0
WN	warm grey neutral	+\$0

Door Panel

AO191.



Product Information

Description

This 80"-high, 48"-wide panel has a painted frame and top cap, an acrylic side panel insert, a laminate or veneer door, and adjustable glides. The door can be installed to swing left or right and to open in or out. The door cannot be keyed alike. Electrical wires and voice/ data cables cannot be routed through this panel. Shipped knocked down.

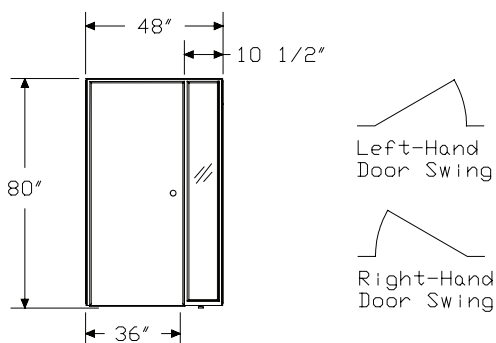
Notes

To connect panels of equal heights, order 1 of the following products separately:

- 2-way 90° connector (AO220.), 3-way 90° connector (AO230.), or 4-way 90° connector (AO240.)
- Draw rod (AO215.)
- Spacer (AO260.)

Lever handle conforms to guidelines of Americans with Disabilities Act (ADA).

Dimensions



Specification Information

Step 1.

AO191.8048 \$4188

Step 2. Frame Finish

8Q	folkstone grey	+\$0
BU	black umber	+\$0
HF	inner tone light	+\$0
LT	light tone	+\$0
LU	soft white <input type="checkbox"/>	+\$0
MT	medium tone	+\$0
SG	slate grey <input type="checkbox"/>	+\$0
WL	sandstone	+\$0
WN	warm grey neutral	+\$0

Step 3. Door Finish

Solid-Color Laminate

8Q	folkstone grey	+\$0
LT	light tone	+\$0
WL	sandstone	+\$0
WN	warm grey neutral	+\$0

Step 4. Knob handle

NN	none	+\$0
KE	door knob - silver	+\$89
LV	lever - silver	+\$444

Step 5. Side Panel Acrylic Finish

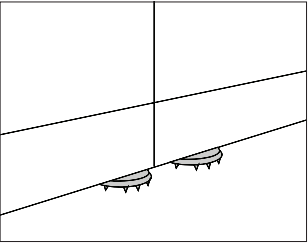
TR	clear	+\$0
J9	opal frosted	+\$278

Step 6. Trim/Top Cap Finish

8Q	folkstone grey	+\$0
BU	black umber	+\$0
HF	inner tone light	+\$0
LT	light tone	+\$0
LU	soft white <input type="checkbox"/>	+\$0
MT	medium tone	+\$0
SG	slate grey <input type="checkbox"/>	+\$0
WL	sandstone	+\$0
WN	warm grey neutral	+\$0

Carpet Gripper

G1190.



Product Information

Description

These molded plastic grippers fit onto the adjustable glides of frames and panels manufactured after 1998 and provide added stability on carpet. They cannot be used on hard floors. Finish is black. Package contains 25.

Notes

For Action Office® Series 1 and Series 2 panels or Ethospace® frames manufactured before 1998, order service part number UAY00B. For Prospects® panels manufactured before 1998, order service part number UKY004.

Dimensions

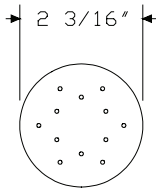
Specification Information

Step 1.

G1190.01

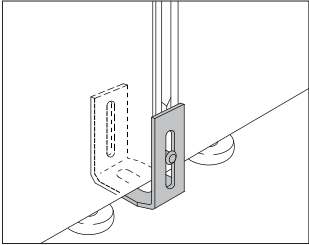
A

\$78



Floor Anchor Bracket, Action Office® Series 1

CO481



Product Information

Description

This bracket fastens both sides of an Action Office® Series 1 panel to the floor and is designed for use in areas requiring seismic components. Package contains 10.

Notes

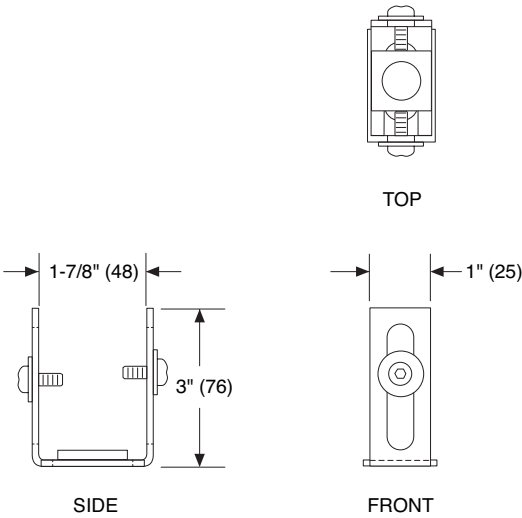
Order the following products separately:

- Draw rod (CO215.)
- Floor anchor adapter kit (CO552.)
- Seismic finished end (A1250.) when using only Action Office Series 2 components
- Seismic hingeable end (AO258.) when using Action Office Series 1 or Co/Struc® components

Customer must supply required bolts and concrete anchors.

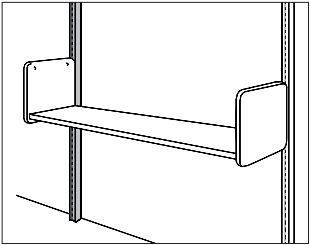
Dimensions

Specification Information		
Step 1.		
CO481		\$518
Step 2. Finish		
HF	inner tone light	+\$0
LT	light tone	+\$0
LU	soft white	+\$0
WN	warm grey neutral	+\$0



Wall Strip

A0213.



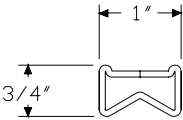
Action Office® Series 1 Walls

Product Information

Description
This wall strip attaches with wall fasteners to a structural wall to support hanging components. 2 wall strips are required to hang a component.
The 60"-high wall strip requires 8 fasteners; the 72"-high wall strip requires 9 fasteners; and the 84"-high wall strip requires 11 fasteners.

Notes
Order wall fasteners (X1192.) separately.

Dimensions

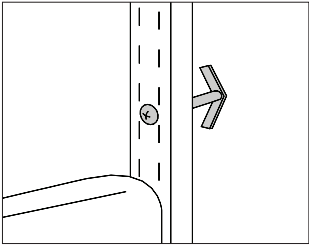


Specification Information

Step 1.		
A0213.		
Step 2. Height		
60	60" high	
72	72" high	
84	84" high	
Prices for Steps 1-2.		
A0213.60		\$95
72		\$104
84		\$108
Step 3. Surface Finish		
8Q	folkstone grey	+\$0
BU	black umber	+\$0
HF	inner tone light	+\$0
LT	light tone	+\$0
LU	soft white	+\$0
MT	medium tone	+\$0
WL	sandstone	+\$0
WN	warm grey neutral	+\$0

Wall Fastener

X1192.



Product Information

Description

This black pan head fastener attaches a wall strip to a wall. Package contains 100.

Notes

Specify fastener based on wall construction:

- 1½"-long #10 pan head sheet metal screw (X1192.1) fastens into anchors in cement blocks, poured walls, and brick
- 3"-long #10 pan head sheet metal screw (X1192.2) fastens into studs or TC toggles in drywall
- 3"-long #10 pan head machine screw (X1192.3) fastens into toggle wall strip anchor (X1191.) or wing toggle in drywall.

For drywall applications using X1192.3 wall fasteners, toggle wall strip anchors (X1191.) or equivalent fasteners are recommended; order separately.

Specification Information

Step 1.

X1192.

Step 2. Size

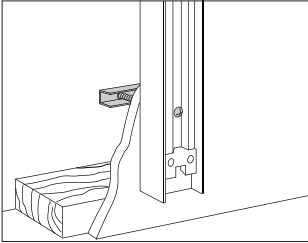
1	no. 10, 1½" sheet metal screw
2	no. 10, 3" sheet metal screw
3	no. 10, 3" machine screw

Prices for Steps 1-2.

X1192. 1	\$50
2	\$50
3	\$85

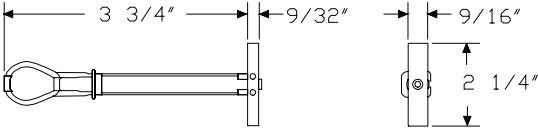
Toggle Wall Strip Anchor

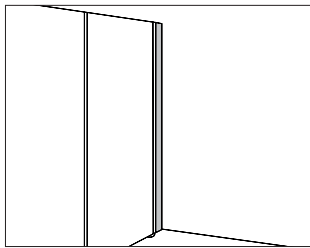
X1191.



Product Information
Description
This anchor provides extra support for a wall hanger strip. Package contains 100.
Notes
Recommended for use in all drywall installations. Use with wall fastener (X1192.3).
Dimensions

Specification Information
Step 1.
X1191.
\$558





Product Information

Description

This assembly connects a panel to an architectural wall, column, or panel of equal height at a 90° angle.

Notes

For Action Office® Series 1 panels or Co/Struc® C-series panels, specify wall start height to match panel height.

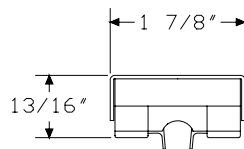
For Action Office Series 2 panels, specify wall start as follows:

- 32"-high panel, AO210.27
- 39"-high panel, AO210.34
- 47"-high panel, AO210.42
- 53"-high panel, AO210.48
- 62"-high panel, AO210.57
- 67"-high panel, AO210.62
- 85"-high panel, AO210.80

Wall start requires draw rod of equal height; order draw rod (AO215.) separately.

To fill gap between wall start used next to wall strip, order wall filler strip (AO212.) separately.

Dimensions



Specification Information

Step 1.

AO210.

Step 2. Height

27	27" high
34	34" high
42	42" high
48	48" high
57	57" high
62	62" high
80	80" high

Prices for Steps 1-2.

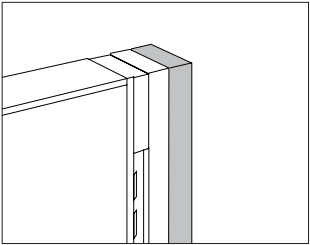
AO210.27	\$108
34	\$116
42	\$116
48	\$116
57	\$122
62	\$122
80	\$133

Step 3. Surface Finish

8Q	folkstone grey	+\$0
BU	black umber	+\$0
HF	inner tone light	+\$0
LT	light tone	+\$0
LU	soft white	+\$0
MT	medium tone	+\$0
SG	slate grey A	+\$0
WL	sandstone	+\$0
WN	warm grey neutral	+\$0

Wall Filler Strip

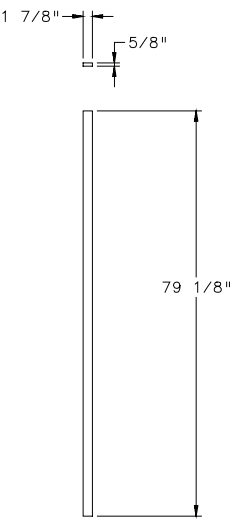
A0212.



Product Information

Description
This fiberboard filler strip fills the gap between a wall start used next to a wall strip. It is 79" long and can be field cut to the appropriate length. Finish is black. Package contains 4.

Dimensions

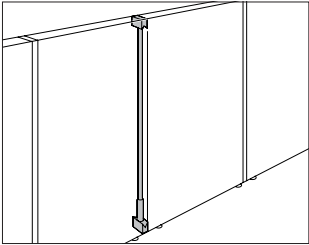


Specification Information

Step 1.	
A0212.	\$280

Draw Rod

AO215.



Product Information

Description
This draw rod connects Action Office® Series 1 or 2 panels or Co/Struc® C-series panels of equal heights in a straight line.

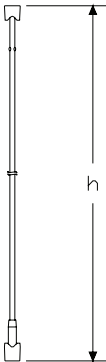
Notes

For Action Office Series 1 panels or Co/Struc C-series panels, specify draw rod height to match panel height.

For Action Office Series 2 panels, specify draw rod as follows:

- 32"-high panel, AO215.27
- 39"-high panel, AO215.34
- 47"-high panel, AO215.42
- 53"-high panel, AO215.48
- 62"-high panel, AO215.57
- 67" high panel, AO215.62
- 85"-high panel, AO215.80

Dimensions



Specification Information

Step 1.
AO215.

Step 2. Height

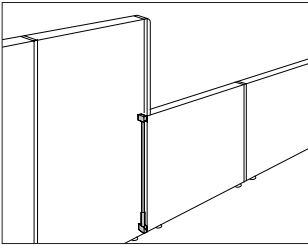
27	27" high
34	34" high
42	42" high
48	48" high
57	57" high
62	62" high
80	80" high

Prices for Steps 1-2.

AO215.27	\$41
34	\$43
42	\$43
48	\$44
57	\$44
62	\$44
80	\$48

Draw Rod, Change of Height

A0219.



Action Office® Series 1 Walls

Product Information

Description
This draw rod connects Action Office® Series 1 or 2 panels or Co/Struc® C-series panels of unequal heights in a straight line.

Notes
Specify draw rod height to match height of lower panel.
For Action Office Series 2 panels, specify draw rod as follows:

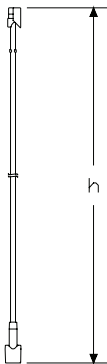
- 32"-high panel, AO219.27
- 39"-high panel, AO219.34
- 47"-high panel, AO219.42
- 53"-high panel, AO219.48
- 62"-high panel, AO219.57
- 67"-high panel, AO219.62

For Co/Struc C-series panels, specify draw rod as follows:

- 48"-high panel, AO219.48

To finish exposed end of higher panel, order panel/panel change-of-height finished end (AO272.) separately.

Dimensions



Specification Information

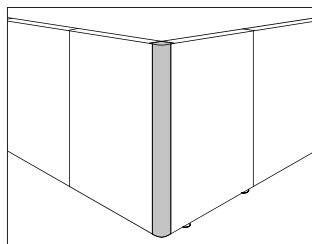
Step 1.
A0219.

Step 2. Height	
27	27" high
34	34" high
42	42" high
48	48" high
57	57" high
62	62" high

Prices for Steps 1-2.	
A0219.27	\$45
34	\$48
42	\$48
48	\$49
57	\$49
62	\$49

2-Way 90° Connector

AO220.



Product Information

Description

This connector joins 2 panels of equal or unequal heights at a 90° angle. It has an enameled or fabric surface.

Notes

When connecting panels of unequal heights, specify connector height to match height of higher panel.

To finish exposed end of connector, order change-of-height finished end, panel/connector (AO259.) separately.

Fabric-covered connector accepts Customer's Own Material (COM).

Yardage is estimated for nondirectional fabrics and for units of 1 to 5.

Height—Yardage

27"—1

34"—1¹/₄

42"—1¹/₃

48"—1¹/₂

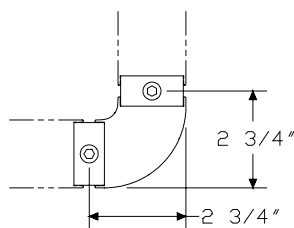
57"—2

62"—2

80"—2¹/₂

For information on larger quantities or directional fabrics, contact COM Department. See Order Information in Appendices.

Dimensions



Specification Information

Step 1.

AO220.

Step 2. Height

27	27" high
34	34" high
42	42" high
48	48" high
57	57" high
62	62" high
80	80" high

Step 3. Surface Material

H	hard surfaced
F	fabric covered

Prices for Steps 1-3.

	H	F
AO220.27	\$160	226
34	\$166	236
42	\$189	246
48	\$196	279
57	\$208	285
62	\$222	292
80	\$245	334

Step 4.

Surface Finish

For hard surfaced (H)

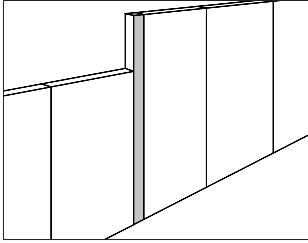
8Q	folkstone grey	+\$0
BU	black umber	+\$0
HF	inner tone light	+\$0
LT	light tone	+\$0
LU	soft white A	+\$0
MT	medium tone	+\$0
SG	slate grey A	+\$0
WL	sandstone	+\$0
WN	warm grey neutral	+\$0

Trim/Top Cap Finish		
<i>For fabric covered (F)</i>		
8Q	folkstone grey	+\$0
BU	black umber	+\$0
HF	inner tone light	+\$0
LT	light tone	+\$0
LU	soft white A	+\$0
MT	medium tone	+\$0
SG	slate grey A	+\$0
WL	sandstone	+\$0
WN	warm grey neutral	+\$0

Step 5. Surface Finish	
<i>For fabric covered (F)</i>	
<i>See application chart and textiles list for fabric usage and numbers.</i>	
<i>First 2 digits of number indicate fabric line; remaining digit(s) indicate fabric color.</i>	
Price Category 1	+\$0
Price Category 2	+\$20
Price Category 3	+\$26
Price Category 4	+\$35
Price Category 5	+\$74
Price Category B	+\$25
Price Category C	+\$47
Price Category D	+\$61
Price Category E	+\$77
Price Category F	+\$85

Spacer

A0260.



Product Information

Description

This spacer joins 2 panels of equal or unequal heights in a straight line and compensates for dimensional gain in a panel run. It has enameled or fabric surfaces.

Notes

When connecting panels of unequal heights, specify spacer height to match height of higher panel.

To finish exposed end of spacer, order change-of-height finished end, panel/connector (A0259.) separately.

Fabric-covered spacer accepts Customer's Own Material (COM).

Yardage is estimated for nondirectional fabrics and for units of 1 to 5.

Height—Yardage

27"—1

34"—1¹/₄

42"—1¹/₃

48"—1¹/₂

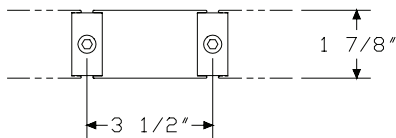
57"—2

62"—2

80"—2¹/₂

For information on larger quantities or directional fabrics, contact COM Department. See Order Information in Appendices.

Dimensions



Specification Information

Step 1.

A0260.

Step 2. Height

27 27" high

34 34" high

42 42" high

48 48" high

57 57" high

62 62" high

80 80" high

Step 3. Surface Material

H hard surfaced

F fabric covered

Prices for Steps 1-3.

	H	F
A0260.27	\$186	258
34	\$191	275
42	\$216	281
48	\$225	325
57	\$242	328
62	\$252	333
80	\$278	381

Step 4.

Surface Finish

For hard surfaced (H)

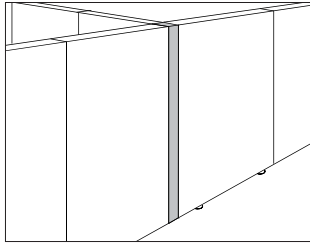
8Q	folkstone grey	+\$0
BU	black umber	+\$0
HF	inner tone light	+\$0
LT	light tone	+\$0
LU	soft white A	+\$0
MT	medium tone	+\$0
SG	slate grey A	+\$0
WL	sandstone	+\$0
WN	warm grey neutral	+\$0

Trim/Top Cap Finish		
<i>For fabric covered (F)</i>		
8Q	folkstone grey	+\$0
BU	black umber	+\$0
HF	inner tone light	+\$0
LT	light tone	+\$0
LU	soft white A	+\$0
MT	medium tone	+\$0
SG	slate grey A	+\$0
WL	sandstone	+\$0
WN	warm grey neutral	+\$0

Step 5. Surface Finish	
<i>For fabric covered (F)</i>	
<i>See application chart and textiles list for fabric usage and numbers.</i>	
<i>First 2 digits of number indicate fabric line; remaining digit(s) indicate fabric color.</i>	
Price Category 1	+\$0
Price Category 2	+\$20
Price Category 3	+\$26
Price Category 4	+\$35
Price Category 5	+\$74
Price Category B	+\$25
Price Category C	+\$47
Price Category D	+\$61
Price Category E	+\$77
Price Category F	+\$85

3-Way 90° Connector

A0230.



Product Information

Description

This connector joins 3 panels of equal or unequal heights at 90° angles. It has an enameled or fabric surface.

Notes

When connecting panels of unequal heights, specify connector height to match height of highest panel.

To finish exposed end of connector, order change-of-height finished end, panel/connector (A0259.) separately.

Fabric-covered connector accepts Customer's Own Material (COM).

Yardage is estimated for nondirectional fabrics and for units of 1 to 5.

Height—Yardage

27"—1

34"—1¹/₄

42"—1¹/₃

48"—1¹/₂

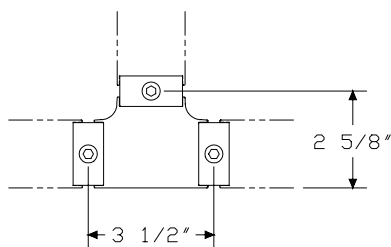
57"—2

62"—2

80"—2¹/₂

For information on larger quantities or directional fabrics, contact COM Department. See Order Information in Appendices.

Dimensions



Specification Information

Step 1.

A0230.

Step 2. Height

27	27" high
34	34" high
42	42" high
48	48" high
57	57" high
62	62" high
80	80" high

Step 3. Surface Material

H	hard surfaced
F	fabric covered

Prices for Steps 1-3.

	H	F
A0230.27	\$232	302
34	\$242	311
42	\$278	344
48	\$291	361
57	\$306	368
62	\$322	377
80	\$366	430

Step 4.

Surface Finish

For hard surfaced (H)

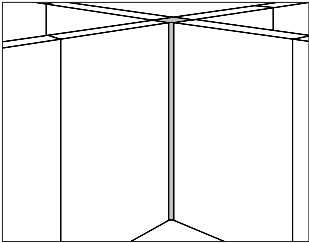
8Q	folkstone grey	+\$0
BU	black umber	+\$0
HF	inner tone light	+\$0
LT	light tone	+\$0
LU	soft white A	+\$0
MT	medium tone	+\$0
SG	slate grey A	+\$0
WL	sandstone	+\$0
WN	warm grey neutral	+\$0

Trim/Top Cap Finish		
<i>For fabric covered (F)</i>		
8Q	folkstone grey	+\$0
BU	black umber	+\$0
HF	inner tone light	+\$0
LT	light tone	+\$0
LU	soft white A	+\$0
MT	medium tone	+\$0
SG	slate grey A	+\$0
WL	sandstone	+\$0
WN	warm grey neutral	+\$0

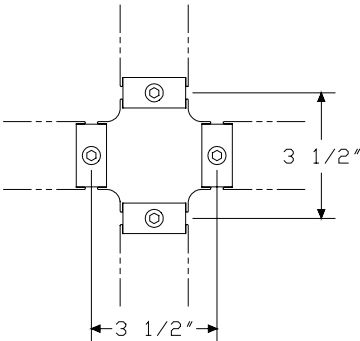
Step 5. Surface Finish	
<i>For fabric covered (F)</i>	
<i>See application chart and textiles list for fabric usage and numbers.</i>	
<i>First 2 digits of number indicate fabric line; remaining digit(s) indicate fabric color.</i>	
Price Category 1	+\$0
Price Category 2	+\$20
Price Category 3	+\$26
Price Category 4	+\$35
Price Category 5	+\$74
Price Category B	+\$25
Price Category C	+\$47
Price Category D	+\$61
Price Category E	+\$77
Price Category F	+\$85

4-Way 90° Connector

AO240.



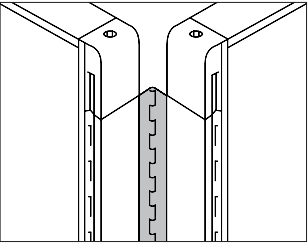
Product Information
Description
This connector joins 4 panels of equal or unequal heights at 90° angles and has an enameled surface.
Notes
When connecting panels of unequal heights, specify connector height to match height of highest panel.
To finish exposed end of connector, order change-of-height finished end, panel/connector (AO259.) separately.
Dimensions



Specification Information
Step 1.
AO240.
Step 2. Height
27H 27" high
34H 34" high
42H 42" high
48H 48" high
57H 57" high
62H 62" high
80H 80" high
Prices for Steps 1-2.
AO240.27H \$274
34H \$283
42H \$332
48H \$344
57H \$374
62H \$394
80H \$438
Step 3. Top Cap Finish
8Q folkstone grey +\$0
BU black umber +\$0
HF inner tone light +\$0
LT light tone +\$0
LU soft white <input type="checkbox"/> A +\$0
MT medium tone +\$0
SG slate grey <input type="checkbox"/> A +\$0
WL sandstone +\$0
WN warm grey neutral +\$0

Panel Hinge

A0270.



Product Information

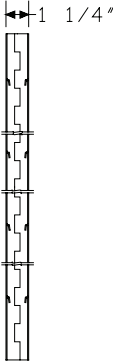
Description

This black umber panel hinge connects 2 panels of equal or unequal heights at any angle up to 180°. It has an enameled surface.

Notes

To finish exposed ends of panels joined by panel hinge, order hingeable finished end (A0258.) separately.

Dimensions



Specification Information

Step 1.

A0270.

A

Step 2. Height

27

27" high

A

34

34" high

A

42

42" high

A

48

48" high

A

62

62" high

A

80

80" high

A

Prices for Steps 1-2.

A0270.27

\$177

34

\$187

42

\$213

48

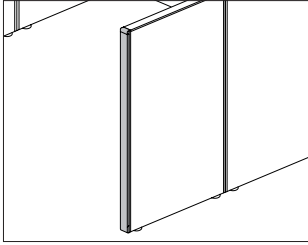
\$218

62

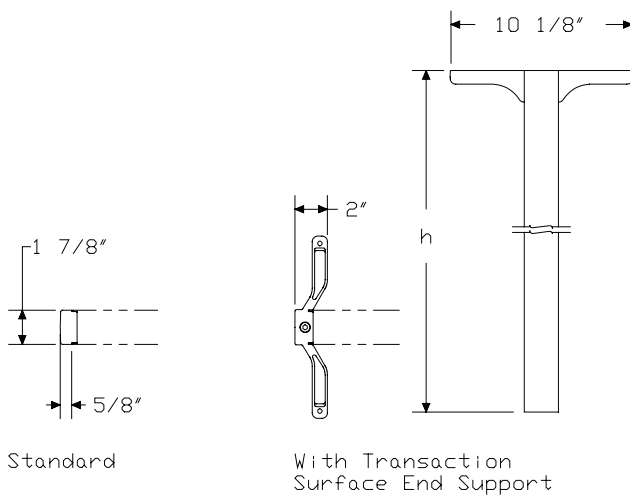
\$253

80

\$259

**Product Information****Description**

This cover finishes the exposed end of a panel or supports a transaction surface at the end of a panel run. It has an enameled surface.

Dimensions**Specification Information****Step 1.**

A0271.

Step 2. Height

27	27" high
34	34" high
42	42" high
48	48" high
57	57" high
62	62" high
80	80" high

Step 3. Configuration

H	standard
T	with transaction surface end support

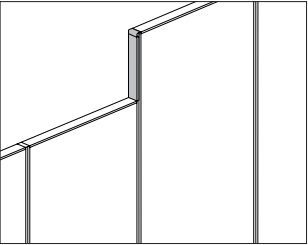
Prices for Steps 1-3.

	H	T
A0271.27	\$56	145
34	\$58	147
42	\$63	152
48	\$65	161
57	\$66	168
62	\$66	169
80	\$70	170

Step 4. Surface Finish

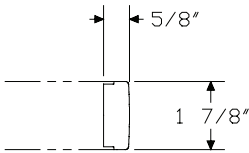
8Q	folkstone grey	+\$0
BU	black umber	+\$0
HF	inner tone light	+\$0
LT	light tone	+\$0
LU	soft white A	+\$0
MT	medium tone	+\$0
SG	slate grey A	+\$0
WL	sandstone	+\$0
WN	warm grey neutral	+\$0

Finished End, Change of Height, A0272. Panel/Panel

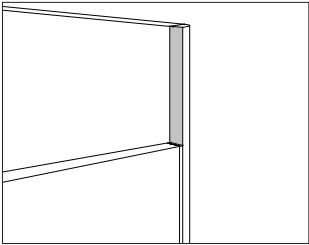


Product Information
<p>Description</p> <p>This cover finishes the exposed end of a panel that joins panels of unequal heights. It is 32" long but can be field cut to the appropriate length.</p>
<p>Notes</p> <p>For Action Office® Series 1 and Series 2 applications, the maximum change of height is 28".</p>
<p>Dimensions</p>

Specification Information		
Step 1.		
A0272.		\$50
Step 2. Surface Finish		
8Q	folkstone grey	+\$0
BU	black umber	+\$0
HF	inner tone light	+\$0
LT	light tone	+\$0
LU	soft white	+\$0
MT	medium tone	+\$0
SG	slate grey A	+\$0
WL	sandstone	+\$0
WN	warm grey neutral	+\$0

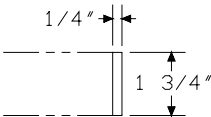


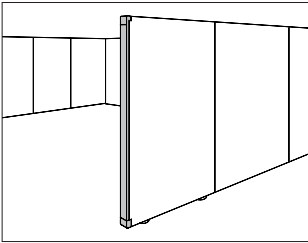
Finished End, Change of Height, Panel/Connector A0259.



Product Information
Description
This cover finishes the exposed end of a connector that joins panels of unequal heights.
Notes
For Action Office® Series 1 and Series 2 applications, the maximum change of height is 28".
Dimensions

Specification Information		
Step 1.		
A0259.		\$48
Step 2. Surface Finish		
8Q	folkstone grey	+\$0
BU	black umber	+\$0
HF	inner tone light	+\$0
LT	light tone	+\$0
LU	soft white	+\$0
MT	medium tone	+\$0
SG	slate grey <input type="text" value="A"/>	+\$0
WL	sandstone	+\$0
WN	warm grey neutral	+\$0





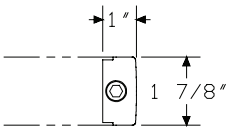
Action Office® Series 1 Walls

Product Information

Description
This cover finishes the exposed end of a panel at a hinged connection and has an enameled surface.

Notes
To form angular connection, order panel hinge (A0270.) separately.
When panel supports transaction surface at end of panel run, use hingeable finished end with transaction surface end support; order support (A0461.) separately.

Dimensions



Specification Information

Step 1.

A0258. ☐

Step 2. Height

- 27** 27" high ☐
- 34** 34" high ☐
- 42** 42" high ☐
- 48** 48" high ☐
- 57** 57" high ☐
- 62** 62" high ☐
- 80** 80" high ☐

Prices for Steps 1-2.

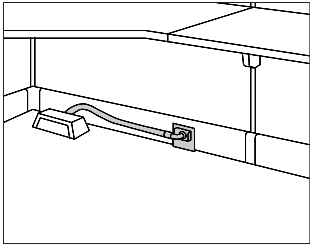
A0258.27	\$139
34	\$147
42	\$153
48	\$156
57	\$160
62	\$160
80	\$173

Step 3. Surface Finish

8Q	folkstone grey <input type="checkbox"/>	+\$0
BU	black umber <input type="checkbox"/>	+\$0
HF	inner tone light <input type="checkbox"/>	+\$0
LT	light tone <input type="checkbox"/>	+\$0
LU	soft white <input type="checkbox"/>	+\$0
MT	medium tone <input type="checkbox"/>	+\$0
WL	sandstone <input type="checkbox"/>	+\$0
WN	warm grey neutral <input type="checkbox"/>	+\$0

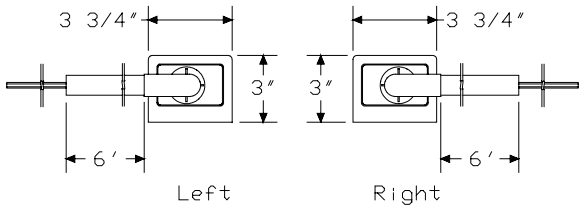
Base Power Entry, Direct
Connect, 3 Circuit

A0322.



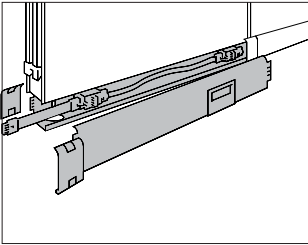
Product Information
Description
This power entry connects a building’s electrical supply from a wall, floor, or column to the base of a powered panel. It distributes up to 3 20-amp circuits and includes a 6’ cable, which can be field cut to the appropriate length. The power entry plugs directly into the base’s electrical harness and uses the same connection point as receptacles. It is UL listed and CSA certified.
Notes
Licensed electrician must wire power entry.
Dimensions

Specification Information
Step 1.
A0322.
Step 2. Position
L left
R right
Prices for Steps 1-2.
A0322.L
R
Step 3. Surface Finish
BU black umber
MT medium tone



Action Office® Series 1 Walls

Panel Base Power Kit, 3 Circuit A0355.

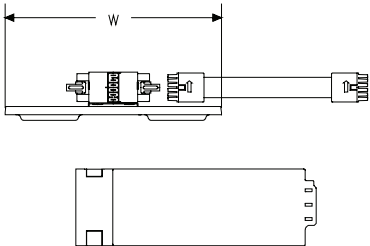


Product Information

Description
 This kit converts a nonpowered panel to a powered panel and distributes up to 3 20-amp circuits. It includes 2 cable management side covers, a cable connector, and an electrical harness with base plate assembly. The kit is UL listed and CSA certified.
 12"- and 18"-wide kits include no receptacle fillers; 24"- and 30"-wide kits include 1 receptacle filler per side; and 36"- to 60"-wide kits include 2 receptacle fillers per side.

Notes
 Specify kit width to match panel width.
 Kit must be field installed.

Dimensions



Specification Information

Step 1.
A0355.

Step 2. Width

12	12" wide
18	18" wide A
24	24" wide
30	30" wide
36	36" wide
42	42" wide
48	48" wide
60	60" wide

Prices for Steps 1-2.

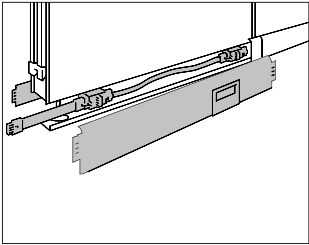
A0355.12	\$314
18	\$314
24	\$314
30	\$314
36	\$314
42	\$314
48	\$314
60	\$314

Step 3. Surface Finish

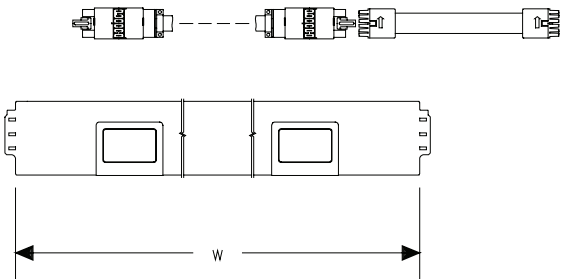
BU	black umber	+\$0
MT	medium tone	+\$0

Panel Base Power Adapter, 3
Circuit

A0356.

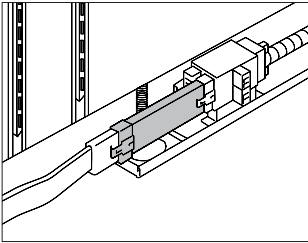


Product Information
Description
This power adapter converts a panel equipped with an enclosed cable management raceway to a 3-circuit powered panel. It includes an electrical harness and a cable connector. The power adapter is UL listed and CSA certified.
12"- and 18"-wide power adapters do not have side covers; 24"- to 60"-wide power adapters have 2 side covers. 12"- and 18"-wide power adapters include no receptacle fillers; 24"- and 30"-wide power adapters include 1 receptacle filler per side; and 36"- to 60"-wide power adapters include 2 receptacle fillers per side.
Notes
Power adapter must be field installed.
Dimensions



Specification Information
Step 1.
A0356. <input type="text" value="A"/>
Step 2. Width
12 12" wide <input type="text" value="A"/>
18 18" wide <input type="text" value="A"/>
24 24" wide <input type="text" value="A"/>
30 30" wide <input type="text" value="A"/>
36 36" wide <input type="text" value="A"/>
42 42" wide <input type="text" value="A"/>
48 48" wide <input type="text" value="A"/>
60 60" wide <input type="text" value="A"/>
Prices for Steps 1-2.
A0356.12 \$246
18 \$246
24 \$246
30 \$246
36 \$246
42 \$246
48 \$246
60 \$246
Step 3. Surface Finish
BU black umber <input type="text" value="A"/> +\$0
MT medium tone <input type="text" value="A"/> +\$0

Harness Extender, 3 CircuitA0345.

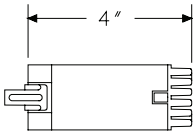


Action Office® Series 1 Walls

Product Information

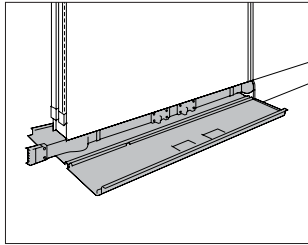
Description
This harness extender converts a 2-, 3-, or 4-way 90° connector, spacer, or panel hinge with an enclosed cable management raceway to a 3-circuit powered connector. It is UL listed and CSA certified.
The 2-way harness includes 1 harness extender; the 3-way harness includes 2 harness extenders; and the 4-way harness includes 3 harness extenders.

Dimensions



Specification Information

Step 1.		
A0345.		
Step 2. Configuration		
2	2 way	
3	3 way	
4	4 way	
Prices for Steps 1-2.		
A0345.2		\$47
3		\$79
4		\$116



Product Information

Description

This kit provides 4-circuit energy capability and expanded cable management capacity to an Action Office Series 1 UL-listed panel. It includes cable management side covers, a base plate, a base weldment, and adjustable glides. The kit is UL listed and CSA certified.

The powered kit has an electrical harness that distributes up to 4 20-amp circuits and provides receptacle access on both sides of the panel. 12"-wide kits have no receptacle or communication port locations.

Notes

Converted Action Office Series 1 panel is compatible with Series 2 panel and connector.

Series 1 glazed, open, door, and curved panels cannot be converted.

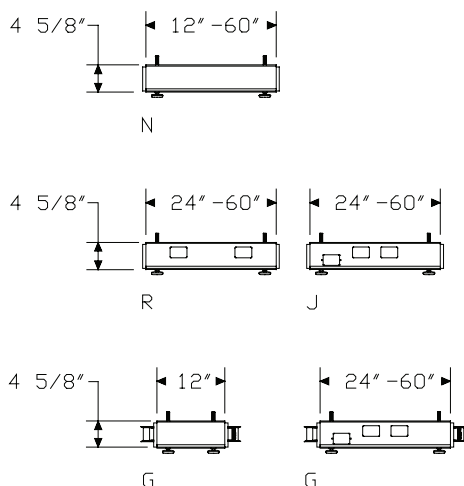
Series 1 panel hinge and panel support leg cannot be used on panel with converted base.

To convert Series 1 panel connector or finished end, order appropriate kit separately:

- Connector conversion base kit (A1920., A1921.)
- Finished end conversion base kit (A1924.)

Existing Series 1 panel glide holes can be plugged using field supplied 1/2"-diameter wood dowel and wood glue.

Dimensions



Specification Information

Step 1.

A1910.

Step 2. Width

12	12" wide
24	24" wide
30	30" wide
36	36" wide
42	42" wide
48	48" wide
60	60" wide

Step 3. Power

For 12" wide (12)

N	(N) nonpowered with no receptacle locations
G	(G) 4-circuit power with 2 receptacle and 1 communication port locations per side

For 24" wide (24), 30" wide (30), 36" wide (36), 42" wide (42), 48" wide (48), or 60" wide (60)

N	(N) nonpowered with no receptacle locations
R	(R) nonpowered with receptacle locations (meets Chicago electrical code requirements)
J	(J) nonpowered with 2 receptacle and 1 communication port locations per side
G	(G) 4-circuit power with 2 receptacle and 1 communication port locations per side

Prices for Steps 1-3.

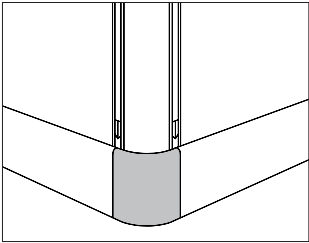
	N	R	J	G
A1910. 12	\$151	—	—	404
24	\$186	173	198	445
30	\$201	183	207	459
36	\$207	190	220	472
42	\$225	208	239	482
48	\$243	227	254	496
60	\$334	309	342	578

Action Office® Series 1 Walls

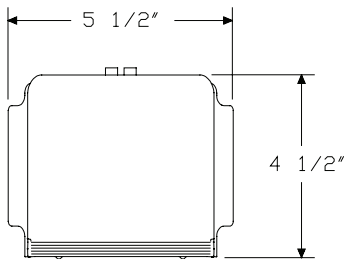
Step 4. Cable Management Finish		
8Q	folkstone grey	+\$0
BU	black umber	+\$0
HF	inner tone light	+\$0
LU	soft white	+\$0
MT	medium tone	+\$0
SG	slate grey	+\$0
WL	sandstone	+\$0
WN	warm grey neutral	+\$0

Connector Conversion Base Kit

A1920.
A1921.



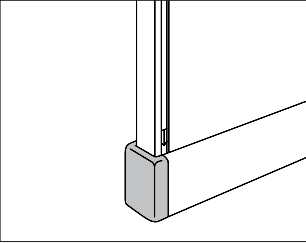
Product Information
Description This kit attaches to an Action Office Series 1 connector to provide an enclosed cable management raceway between 2 converted Series 1 panels. The 90° kits include a support post assembly and connecting hardware to match the specified connector. 2- and 3-way 90° kits include trim covers.
Notes Converted Action Office Series 1 connector is compatible with Series 2 panels. For 90° applications specifying the cable/energy barrier panel conversion base kit (A1910.L), order connector cable/energy barrier (A1381.) separately.
Dimensions



Specification Information
Step 1. A192
Step 2. Configuration 0. 2-way 90° connector 1. 3-way 90° connector
Prices for Steps 1-2. A1920. \$59 A1921. \$60
Step 3. Cable Management Finish <i>For 2-way 90° connector (0.) or 3-way 90° connector (1.)</i> 8Q folkstone grey +\$0 BU black umber +\$0 HF inner tone light +\$0 LU soft white +\$0 MT medium tone +\$0 SG slate grey +\$0 WL sandstone +\$0 WN warm grey neutral +\$0

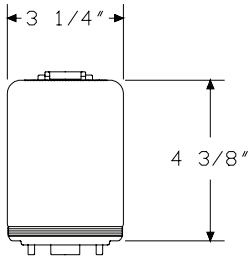
Finished End Conversion Base Kit

A1924.



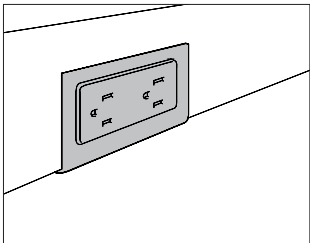
Product Information
Description
This end cap finishes the end panel in a run of converted Action Office Series 1 panels.
Notes
Converted Action Office Series 1 finished end is compatible with Series 2 panel.
Dimensions

Specification Information		
Step 1.		
A1924.		\$48
Step 2. Cable Management Finish		
8Q	folkstone grey	+\$0
BU	black umber	+\$0
HF	inner tone light	+\$0
LU	soft white	+\$0
MT	medium tone	+\$0
SG	slate grey	+\$0
WL	sandstone	+\$0
WN	warm grey neutral	+\$0

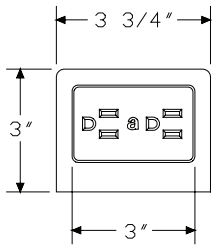


Receptacle, 3 Circuit

AO311.



Product Information
Description
This receptacle locks into the base of a powered panel. It is UL listed and CSA certified. Package contains 6 receptacles.
Notes
For information on types of receptacles and their applications, see Action Office Series 1 Planning Guide.
Dimensions

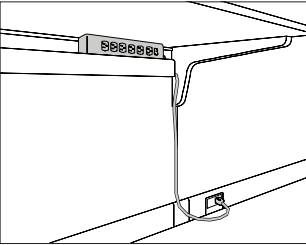


Specification Information
Step 1.
A0311. <input type="text" value="A"/>
Step 2. Circuit
A circuit a <input type="text" value="A"/>
B circuit b <input type="text" value="A"/>
Prices for Steps 1-2.
A0311.A \$333
B \$333
Step 3. Surface Finish
BU black umber <input type="text" value="A"/> +\$0
MT medium tone <input type="text" value="A"/> +\$0

Action Office® Series 1 Walls

Electrical Distributor, Multi-Outlet

NP289



Product Information

Description

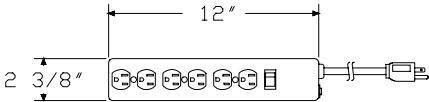
This electrical distributor provides additional receptacles at work surface height and has 6 standard, 3-prong receptacles with a 15-amp circuit breaker. Cord length is 9'. It is UL listed and CSA certified. Finish is black umber.

Dimensions

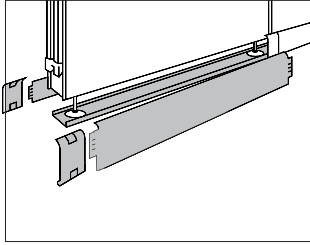
Specification Information

Step 1.

NP289\$163



A0380.



Product Information

Description

This assembly provides an enclosed cable management raceway at the base of a panel. It includes a base plate, 2 side covers, and 2 side cover fillers.

Notes

Specify assembly width to match panel width.

Number of receptacle locations for Chicago assembly (R option only) are as follows:

Width—Receptacle Locations

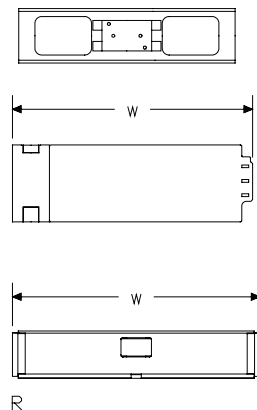
24"—0

30"—1

36" to 60"—2

Chicago assembly (R option) is not available in 12" or 18" widths.

Dimensions



Specification Information

Step 1.

A0380.

Step 2. Width

12	12" wide	
18	18" wide	A
24	24" wide	
30	30" wide	
36	36" wide	
42	42" wide	
48	48" wide	
60	60" wide	

Step 3. Base Type

For standard cable management assembly (), skip this step.*

For 12" wide (12) or 18" wide (18), skip this step.

For 24" wide (24), 30" wide (30), 36" wide (36), 42" wide (42), 48" wide (48), or 60" wide (60)

R (R) nonpowered (meets Chicago electrical code requirements)

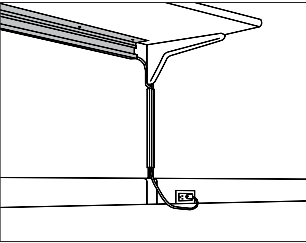
Prices for Steps 1-3.

	*	R
A0380.12	\$98	—
18	\$98	—
24	\$98	98
30	\$98	98
36	\$98	98
42	\$98	98
48	\$98	98
60	\$98	98

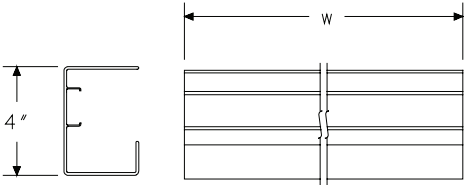
Step 4. Surface Finish

BU	black umber	+\$0
MT	medium tone	+\$0

Cable Management Trough, Work Surface Suspended A0382.



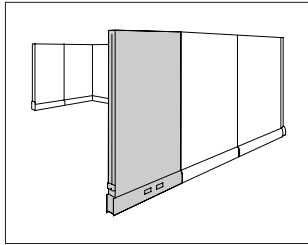
Product Information
Description
This trough attaches under an Action Office® suspended work surface to manage cables. Attachment hardware is included.
Dimensions



Specification Information
Step 1.
A0382.
Step 2. Width
30 30" wide
40 40" wide
Prices for Steps 1-2.
A0382.30 \$117
40 \$143
Step 3. Surface Finish
BU black umber +\$0
MT medium tone +\$0

Hard-Surfaced Panel

A1110.



Product Information

Description

This structural panel has enameled surfaces, a painted top cap, cable management side covers, and adjustable glides. It is UL listed and has a Class A fire-retardant rating.

The powered panel has a factory-installed electrical harness that distributes double-sided, 4-circuit power within a cable management raceway. Electrical components are UL listed and CSA certified. 12"- and 18"-wide panels have no receptacle or communication port locations.

Notes

To connect panels of equal or unequal heights, order 1 of the following products separately:

- 2-way 90° connector (A1220.), 3-way 90° connector (A1230.), or 4-way 90° connector (A1240.)
- Draw rod (AO215.) or change-of-height draw rod (AO219.)
- Spacer (A1260.)

For information, see Action Office Series 2 Planning Guide.

To finish exposed end of panel or connector, order 1 of the following products separately:

- Change-of-height finished end, panel/connector (AO259.)
- Finished end (A1271.)

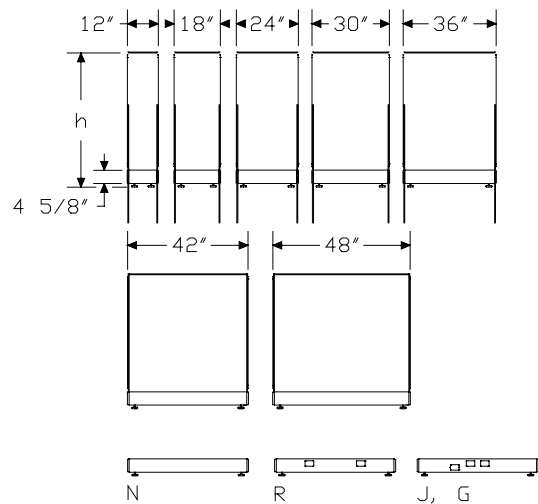
To convert nonpowered panel to powered panel, order base power adapter (A1354. or A1355.) separately.

For powered panel, order 4-circuit receptacle (A1311.) separately.

For power configuration (R), 24"-wide (24) and 30"-wide (30) panels have 1 receptacle location per side; all other power configurations have 2 receptacle locations per side.

For cable capacity information, see Cable Capacity Charts in Omni.

Dimensions



12\" And 18\" Widths Available
Only In N Or G

Specification Information

Step 1.

A1110. ☐

Step 2. Height

39

39" high

☐

47

47" high

☐

53

53" high

☐

62

62" high

☐

67

67" high

☐

85

85" high

☐

Step 3. Width

12

12" wide

☐

18

18" wide

☐

24

24" wide

☐

30

30" wide

☐

36

36" wide

☐

42

42" wide

☐

48

48" wide

☐

Step 4. Power

For 12" wide (12) or 18" wide (18)

N

(N) nonpowered with no receptacle locations

☐

G

(G) 4-circuit power with no receptacle locations

For 24" wide (24), 30" wide (30), 36" wide (36), 42" wide (42), or 48" wide (48)

N

(N) nonpowered with no receptacle locations

☐

R

(R) nonpowered with receptacle locations (meets Chicago electrical code requirements)

☐

J

(J) nonpowered with 2 receptacle and 1 communication port locations per side

☐

G

(G) 4-circuit power with 2 receptacle and 1 communication port locations per side

☐

Prices for Steps 1-4.

	N	R	J	G
A1110. 39 12	\$689	—	—	997
18	\$704	—	—	1032
24	\$714	714	714	1036
30	\$775	775	775	1100
36	\$879	879	879	1202
42	\$961	961	961	1281
48	\$982	982	982	1299

47 12	\$709	—	—	1033
18	\$760	—	—	1076
24	\$761	761	761	1079
30	\$845	845	845	1164
36	\$975	975	975	1294
42	\$1074	1074	1074	1392
48	\$1105	1105	1105	1421
53 12	\$734	—	—	1053
18	\$770	—	—	1089
24	\$773	773	773	1090
30	\$869	869	869	1186
36	\$1021	1021	1021	1345
42	\$1137	1137	1137	1461
48	\$1182	1182	1182	1506
62 12	\$741	—	—	1063
18	\$855	—	—	1175
24	\$875	875	875	1201
30	\$982	982	982	1299
36	\$1133	1133	1133	1453
42	\$1263	1263	1263	1581
48	\$1299	1299	1299	1617
67 12	\$769	—	—	1087
18	\$879	—	—	1202
24	\$909	909	909	1222
30	\$1007	1007	1007	1328
36	\$1169	1169	1169	1485
42	\$1293	1293	1293	1608
48	\$1326	1326	1326	1647
85 12	\$888	—	—	1205
18	\$1021	—	—	1345
24	\$1063	1063	1063	1378
30	\$1184	1184	1184	1507
36	\$1359	1359	1359	1683
42	\$1444	1444	1444	1771
48	\$1542	1542	1542	1858

Step 5. Surface Finish			
HF	inner tone light <input type="checkbox"/>		+\$0
LT	light tone <input type="checkbox"/>		+\$0
LU	soft white <input type="checkbox"/>		+\$0
WN	warm grey neutral <input type="checkbox"/>		+\$0

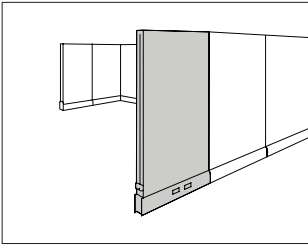
Step 6. Trim/Top Cap Finish

8Q	folkstone grey <input type="checkbox"/>	+\$0
BU	black umber <input type="checkbox"/>	+\$0
HF	inner tone light <input type="checkbox"/>	+\$0
LT	light tone <input type="checkbox"/>	+\$0
LU	soft white <input type="checkbox"/>	+\$0
MT	medium tone <input type="checkbox"/>	+\$0
SG	slate grey <input type="checkbox"/>	+\$0
WL	sandstone <input type="checkbox"/>	+\$0
WN	warm grey neutral <input type="checkbox"/>	+\$0

Step 7. Cable Management Finish

8Q	folkstone grey <input type="checkbox"/>	+\$0
BU	black umber <input type="checkbox"/>	+\$0
HF	inner tone light <input type="checkbox"/>	+\$0
LU	soft white <input type="checkbox"/>	+\$0
MT	medium tone <input type="checkbox"/>	+\$0
SG	slate grey <input type="checkbox"/>	+\$0
WL	sandstone <input type="checkbox"/>	+\$0
WN	warm grey neutral <input type="checkbox"/>	+\$0

Fabric-Covered Panel A1120.



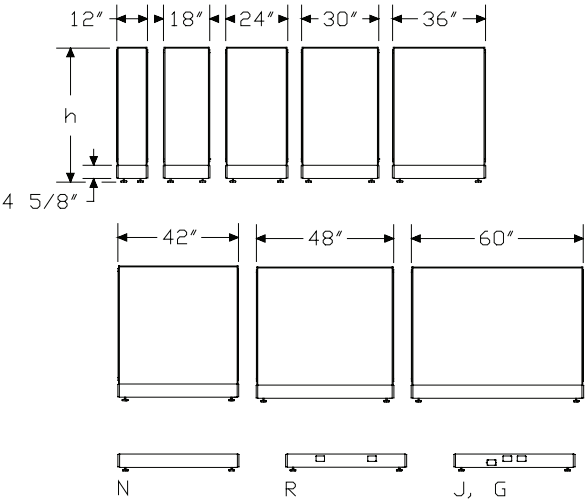
Product Information

Description
This structural panel has fabric surfaces, a painted top cap, cable management side covers, and adjustable glides. It is UL listed and has a Class A fire-retardant rating, except when upholstered with Customer's Own Material (COM).
The powered panel has a factory-installed electrical harness that distributes double-sided, 4-circuit power within a cable management raceway. Electrical components are UL listed and CSA certified. 12"- and 18"-wide panels have no receptacle or communication port locations.

Notes
To connect panels of equal or unequal heights, order 1 of the following products separately:
• 2-way 90° connector (A1220.), 3-way 90° connector (A1230.), or 4-way 90° connector (A1240.)
• Draw rod (AO215.) or change-of-height draw rod (AO219.)
• Spacer (A1260.)
For information, see Action Office Series 2 Planning Guide.
To finish exposed end of panel or connector, order 1 of the following products separately:
• Change-of-height finished end, panel/connector (AO259.)
• Finished end (A1271.)
To convert nonpowered panel to powered panel, order base power adapter (A1354. or A1355.) separately.
For powered panel, order 4-circuit receptacle (A1311.) separately.
For power configuration (R), 24"-wide (24) and 30"-wide (30) panels have 1 receptacle location per side; all other power configurations have 2 receptacle locations per side.
For cable capacity information, see Cable Capacity Charts in Omni.

Panel accepts Customer's Own Material (COM). Yardage is estimated for nondirectional, 54"-wide fabrics; yardage for 60"-wide panel is estimated for nondirectional, 66"-wide fabrics.
Height—Width—Yardage
32"—12" to 24"—1
32"—30" to 60"—2
39"—12" to 24"—1 1/4
39"—30" to 60"—2 1/3
47"—12" to 24"—1 1/2
47"—30" to 60"—2 7/8
53"—12" to 24"—1 5/8
53"—30" to 60"—3 1/4
62"—12" to 24"—1 7/8
62"—30" to 60"—3 3/4
67"—12" to 24"—2
67"—30" to 60"—4
85"—12" to 24"—2 1/2
85"—30" to 60"—5
For information on multiple quantities or directional fabrics, contact COM Department. See Order Information in Appendices.

Dimensions



12" And 18" Widths Available
Only In N Or G

Fabric-Covered Panel *continued*

Specification Information

Step 1.

A1120.

Step 2. Height

32	32" high
39	39" high
47	47" high
53	53" high
62	62" high
67	67" high
85	85" high

Step 3. Width

12	12" wide
18	18" wide
24	24" wide
30	30" wide
36	36" wide
42	42" wide
48	48" wide
60	60" wide

Step 4. Power

For 12" wide (12) or 18" wide (18)

N	(N) nonpowered with no receptacle locations
G	(G) 4-circuit power with no receptacle locations

For 24" wide (24), 30" wide (30), 36" wide (36), 42" wide (42), 48" wide (48), or 60" wide (60)

N	(N) nonpowered with no receptacle locations
R	(R) nonpowered with receptacle locations (meets Chicago electrical code requirements)
J	(J) nonpowered with 2 receptacle and 1 communication port locations per side
G	(G) 4-circuit power with 2 receptacle and 1 communication port locations per side

Prices for Steps 1-4.

	N	R	J	G
A1120. 32 12	\$571	—	—	823
18	\$604	—	—	859
24	\$614	614	614	863
30	\$667	667	667	924
36	\$753	753	753	1007
42	\$794	794	794	1048
48	\$832	832	832	1092
60	\$1034	1034	1034	1289
39 12	\$590	—	—	848
18	\$630	—	—	884
24	\$637	637	637	888
30	\$696	696	696	950
36	\$788	788	788	1037
42	\$826	826	826	1079
48	\$871	871	871	1122
60	\$1073	1073	1073	1329
47 12	\$629	—	—	883
18	\$664	—	—	913
24	\$671	671	671	926
30	\$752	752	752	1004
36	\$859	859	859	1114
42	\$951	951	951	1204
48	\$983	983	983	1232
60	\$1207	1207	1207	1456
53 12	\$641	—	—	896
18	\$685	—	—	935
24	\$689	689	689	942
30	\$782	782	782	1034
36	\$911	911	911	1167
42	\$986	986	986	1239
48	\$1048	1048	1048	1300
60	\$1290	1290	1290	1541
62 12	\$666	—	—	918
18	\$763	—	—	1018
24	\$788	788	788	1037
30	\$883	883	883	1134
36	\$1023	1023	1023	1274
42	\$1092	1092	1092	1342
48	\$1167	1167	1167	1420
60	\$1442	1442	1442	1695

Action Office® Series 2 Walls

67 12	\$686	—	—	936
18	\$780	—	—	1033
24	\$798	798	798	1052
30	\$896	896	896	1150
36	\$1036	1036	1036	1290
42	\$1105	1105	1105	1354
48	\$1175	1175	1175	1427
60	\$1450	1450	1450	1702
85 12	\$782	—	—	1034
18	\$907	—	—	1164
24	\$943	943	943	1196
30	\$1046	1046	1046	1299
36	\$1208	1208	1208	1460
42	\$1288	1288	1288	1536
48	\$1364	1364	1364	1621
60	\$1685	1685	1685	1937

Step 5. Trim/Top Cap Finish

8Q	folkstone grey	+\$0
BU	black umber	+\$0
HF	inner tone light	+\$0
LT	light tone	+\$0
LU	soft white	+\$0
MT	medium tone	+\$0
SG	slate grey	+\$0
WL	sandstone	+\$0
WN	warm grey neutral	+\$0

Step 6. Cable Management Finish

8Q	folkstone grey	+\$0
BU	black umber	+\$0
HF	inner tone light	+\$0
LU	soft white	+\$0
MT	medium tone	+\$0
SG	slate grey	+\$0
WL	sandstone	+\$0
WN	warm grey neutral	+\$0

Step 7. Surface Finish Side 1

See application chart and textiles list for fabric usage and numbers.
First 2 digits of number indicate fabric line; remaining digit(s) indicate fabric color.

For 32" high (32) with 12" wide (12), 18" wide (18), 24" wide (24), 30" wide (30), 36" wide (36), or 42" wide (42), or 48" wide (48)

Price Category 1	+\$0
Price Category 2	+\$12
Price Category 3	+\$29
Price Category 4	+\$65
Price Category 5	+\$154
Price Category B	+\$64
Price Category C	+\$96
Price Category D	+\$122
Price Category E	+\$148
Price Category F	+\$191

For 39" high (39) with 12" wide (12), 18" wide (18), 24" wide (24), 30" wide (30), 36" wide (36), or 42" wide (42), or 48" wide (48)

Price Category 1	+\$0
Price Category 2	+\$13
Price Category 3	+\$30
Price Category 4	+\$65
Price Category 5	+\$157
Price Category B	+\$73
Price Category C	+\$110
Price Category D	+\$144
Price Category E	+\$181
Price Category F	+\$238

For 47" high (47) with 12" wide (12), 18" wide (18), 24" wide (24), 30" wide (30), 36" wide (36), or 42" wide (42), or 48" wide (48)

Price Category 1	+\$0
Price Category 2	+\$18
Price Category 3	+\$42
Price Category 4	+\$72
Price Category 5	+\$181
Price Category B	+\$82
Price Category C	+\$124
Price Category D	+\$161
Price Category E	+\$202
Price Category F	+\$281

Fabric-Covered Panel *continued*

For 53" high (53) with 12" wide (12), 18" wide (18), 24" wide (24), 30" wide (30), 36" wide (36), or 42" wide (42), or 48" wide (48)

Price Category 1	+\$0
Price Category 2	+\$19
Price Category 3	+\$47
Price Category 4	+\$77
Price Category 5	+\$222
Price Category B	+\$100
Price Category C	+\$151
Price Category D	+\$198
Price Category E	+\$239
Price Category F	+\$310

For 62" high (62) with 12" wide (12), 18" wide (18), 24" wide (24), 30" wide (30), 36" wide (36), or 42" wide (42), or 48" wide (48)

Price Category 1	+\$0
Price Category 2	+\$20
Price Category 3	+\$48
Price Category 4	+\$78
Price Category 5	+\$253
Price Category B	+\$113
Price Category C	+\$170
Price Category D	+\$224
Price Category E	+\$276
Price Category F	+\$343

For 67" high (67) with 12" wide (12), 18" wide (18), 24" wide (24), 30" wide (30), 36" wide (36), or 42" wide (42), or 48" wide (48)

Price Category 1	+\$0
Price Category 2	+\$22
Price Category 3	+\$55
Price Category 4	+\$86
Price Category 5	+\$293
Price Category B	+\$125
Price Category C	+\$187
Price Category D	+\$244
Price Category E	+\$294
Price Category F	+\$343

For 85" high (85) with 12" wide (12), 18" wide (18), 24" wide (24), 30" wide (30), 36" wide (36), or 42" wide (42), or 48" wide (48)

Price Category 1	+\$0
Price Category 2	+\$23
Price Category 3	+\$59
Price Category 4	+\$95
Price Category 5	+\$317
Price Category B	+\$140
Price Category C	+\$211
Price Category D	+\$281
Price Category E	+\$352
Price Category F	+\$430

For 32" high (32) with 60" wide (60)

Price Category 1	+\$0
Price Category 2	+\$12
Price Category 3	+\$29
Price Category 4	+\$65
Price Category B	+\$64
Price Category D	+\$122

For 39" high (39) with 60" wide (60)

Price Category 1	+\$0
Price Category 2	+\$13
Price Category 3	+\$30
Price Category 4	+\$65
Price Category B	+\$73
Price Category D	+\$144
Price Category E	+\$181

For 47" high (47) with 60" wide (60)

Price Category 1	+\$0
Price Category 2	+\$18
Price Category 3	+\$42
Price Category 4	+\$72
Price Category B	+\$82
Price Category D	+\$161

For 53" high (53) with 60" wide (60)

Price Category 1	+\$0
Price Category 2	+\$19
Price Category 3	+\$47
Price Category 4	+\$77
Price Category B	+\$100
Price Category D	+\$198

For 62" high (62) with 60" wide (60)

Price Category 1	+\$0
Price Category 2	+\$20
Price Category 3	+\$48
Price Category 4	+\$78
Price Category B	+\$113
Price Category D	+\$224

For 67" high (67) with 60" wide (60)

Price Category 1	+\$0
Price Category 2	+\$22
Price Category 3	+\$55
Price Category 4	+\$86
Price Category B	+\$125
Price Category D	+\$244

For 85" high (85) with 60" wide (60)

Price Category 1	+\$0
Price Category 2	+\$23
Price Category 3	+\$59
Price Category 4	+\$95
Price Category B	+\$140
Price Category D	+\$281

Step 8. Surface Finish Side 2

See application chart and textiles list for fabric usage and numbers.

First 2 digits of number indicate fabric line; remaining digit(s) indicate fabric color.

For 32" high (32) with 12" wide (12), 18" wide (18), 24" wide (24), 30" wide (30), 36" wide (36), or 42" wide (42), or 48" wide (48)

Price Category 1	+\$0
Price Category 2	+\$12
Price Category 3	+\$29
Price Category 4	+\$65
Price Category 5	+\$154
Price Category B	+\$64
Price Category C	+\$96
Price Category D	+\$122
Price Category E	+\$175
Price Category F	+\$191

For 39" high (39) with 12" wide (12), 18" wide (18), 24" wide (24), 30" wide (30), 36" wide (36), or 42" wide (42), or 48" wide (48)

Price Category 1	+\$0
Price Category 2	+\$13
Price Category 3	+\$30
Price Category 4	+\$65
Price Category 5	+\$157
Price Category B	+\$73
Price Category C	+\$110
Price Category D	+\$144
Price Category E	+\$181
Price Category F	+\$238

For 47" high (47) with 12" wide (12), 18" wide (18), 24" wide (24), 30" wide (30), 36" wide (36), or 42" wide (42), or 48" wide (48)

Price Category 1	+\$0
Price Category 2	+\$18
Price Category 3	+\$42
Price Category 4	+\$72
Price Category 5	+\$181
Price Category B	+\$82
Price Category C	+\$124
Price Category D	+\$161
Price Category E	+\$202
Price Category F	+\$281

For 53" high (53) with 12" wide (12), 18" wide (18), 24" wide (24), 30" wide (30), 36" wide (36), or 42" wide (42), or 48" wide (48)

Price Category 1	+\$0
Price Category 2	+\$19
Price Category 3	+\$47
Price Category 4	+\$77
Price Category 5	+\$222
Price Category B	+\$100
Price Category C	+\$151
Price Category D	+\$198
Price Category E	+\$239
Price Category F	+\$310

Fabric-Covered Panel *continued*

For 62" high (62) with 12" wide (12), 18" wide (18), 24" wide (24), 30" wide (30), 36" wide (36), or 42" wide (42), or 48" wide (48)

Price Category 1	+\$0
Price Category 2	+\$20
Price Category 3	+\$48
Price Category 4	+\$78
Price Category 5	+\$253
Price Category B	+\$113
Price Category C	+\$170
Price Category D	+\$224
Price Category E	+\$276
Price Category F	+\$343

For 67" high (67) with 12" wide (12), 18" wide (18), 24" wide (24), 30" wide (30), 36" wide (36), or 42" wide (42), or 48" wide (48)

Price Category 1	+\$0
Price Category 2	+\$22
Price Category 3	+\$55
Price Category 4	+\$86
Price Category 5	+\$293
Price Category B	+\$125
Price Category C	+\$187
Price Category D	+\$244
Price Category E	+\$294
Price Category F	+\$343

For 85" high (85) with 12" wide (12), 18" wide (18), 24" wide (24), 30" wide (30), 36" wide (36), or 42" wide (42), or 48" wide (48)

Price Category 1	+\$0
Price Category 2	+\$23
Price Category 3	+\$59
Price Category 4	+\$95
Price Category 5	+\$317
Price Category B	+\$140
Price Category C	+\$211
Price Category D	+\$281
Price Category E	+\$352
Price Category F	+\$430

For 32" high (32) with 60" wide (60)

Price Category 1	+\$0
Price Category 2	+\$12
Price Category 3	+\$29
Price Category 4	+\$65
Price Category B	+\$64
Price Category D	+\$122

For 39" high (39) with 60" wide (60)

Price Category 1	+\$0
Price Category 2	+\$13
Price Category 3	+\$30
Price Category 4	+\$65
Price Category B	+\$73
Price Category D	+\$144
Price Category E	+\$181

For 47" high (47) with 60" wide (60)

Price Category 1	+\$0
Price Category 2	+\$18
Price Category 3	+\$42
Price Category 4	+\$72
Price Category B	+\$82
Price Category D	+\$161

For 53" high (53) with 60" wide (60)

Price Category 1	+\$0
Price Category 2	+\$19
Price Category 3	+\$47
Price Category 4	+\$77
Price Category B	+\$100
Price Category D	+\$198

For 62" high (62) with 60" wide (60)

Price Category 1	+\$0
Price Category 2	+\$20
Price Category 3	+\$48
Price Category 4	+\$78
Price Category B	+\$113
Price Category D	+\$224

For 67" high (67) with 60" wide (60)

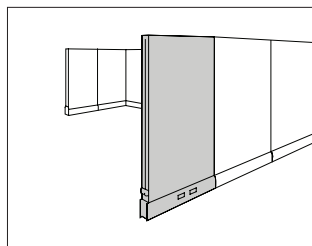
Price Category 1	+\$0
Price Category 2	+\$22
Price Category 3	+\$55
Price Category 4	+\$86
Price Category B	+\$125
Price Category D	+\$244

Action Office® Series 2 Walls

<i>For 85" high (85) with 60" wide (60)</i>	
Price Category 1	+\$0
Price Category 2	+\$23
Price Category 3	+\$59
Price Category 4	+\$95
Price Category B	+\$140
Price Category D	+\$281

Tackable Acoustical-Barrier Panel

A1125.



Product Information

Description

This structural sound-barrier panel has fabric surfaces, a painted top cap, cable management side covers, and adjustable glides. Panel is UL listed. The panel has a Class A fire-retardant rating, except when upholstered with Customer's Own Material (COM).

The powered panel has a factory-installed electrical harness that distributes double-sided, 4-circuit power within a cable management raceway. Electrical components are UL listed and CSA certified.

Notes

To connect panels of equal or unequal heights, order 1 of the following products separately:

- 2-way 90° connector (A1220.), 3-way 90° connector (A1230.), or 4-way 90° connector (A1240.)
- Draw rod (AO215.) or change-of-height draw rod (AO219.)
- Spacer (A1260.)

For information, see Action Office Series 2 Planning Guide.

To finish exposed end of panel or connector, order 1 of the following products separately:

- Change-of-height finished end, panel/connector (AO259.)
- Finished end (A1271.)

To convert nonpowered panel to powered panel, order base power adapter (A1354. or A1355.) separately.

For powered panel, order 4-circuit receptacle (A1311.) separately.

For power configuration (R), 24"-wide (24) and 30"-wide (30) panels have 1 receptacle location per side; all other power configurations have 2 receptacle locations per side.

For cable capacity information, see Cable Capacity Charts in Omni.

For applications requiring heavy component loading on panel, a component brace (A3910.) is recommended; order separately. For appropriate applications, contact local Herman Miller representative.

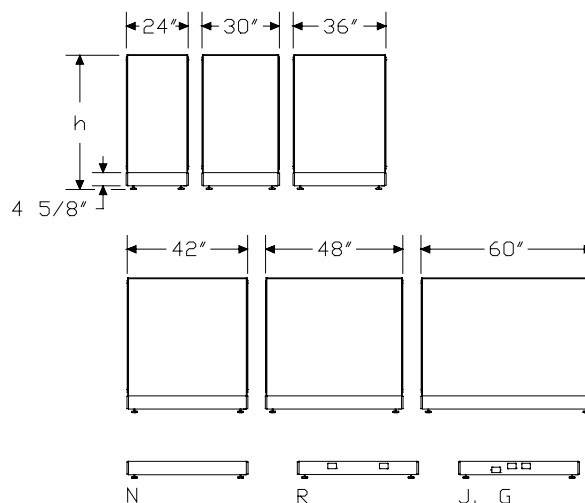
Panel accepts Customer's Own Material (COM). Yardage is estimated for nondirectional, 54"-wide fabrics; yardage for 60"-wide panel is estimated for nondirectional, 66"-wide fabrics.

Height—Width—Yardage

39"—24"—1¹/₄
 39"—30" to 60"—2¹/₃
 47"—24"—1¹/₂
 47"—30" to 60"—2⁷/₈
 53"—24"—1⁵/₈
 53"—30" to 60"—3¹/₄
 62"—24"—1⁷/₈
 62"—30" to 60"—3³/₄
 67"—24"—2
 67"—30" to 60"—4
 85"—24"—2¹/₂
 85"—30" to 60"—5

For information on multiple quantities or directional fabrics, contact COM Department. See Order Information in Appendices.

Dimensions



Tackable Acoustical-Barrier Panel *continued*

Specification Information				
Step 1.				
A1125.				
Step 2. Height				
39	39" high			
47	47" high			
53	53" high			
62	62" high			
67	67" high			
85	85" high			
Step 3. Width				
24	24" wide			
30	30" wide			
36	36" wide			
42	42" wide			
48	48" wide			
60	60" wide			
Step 4. Power				
For 24" wide (24), 30" wide (30), 36" wide (36), 42" wide (42), 48" wide (48), or 60" wide (60)				
N	(N) nonpowered with no receptacle locations			
R	(R) nonpowered with receptacle locations (meets Chicago electrical code requirements)			
J	(J) nonpowered with 2 receptacle and 1 communication port locations per side			
G	(G) 4-circuit power with 2 receptacle and 1 communication port locations per side			
Prices for Steps 1-4.				
	N	R	J	G
A1125. 39 24	\$855	855	855	1119
30	\$935	935	935	1202
36	\$1009	1009	1009	1276
42	\$1032	1032	1032	1293
48	\$1067	1067	1067	1329
60	\$1293	1293	1293	1562
47 24	\$905	905	905	1169
30	\$1015	1015	1015	1279
36	\$1104	1104	1104	1365
42	\$1180	1180	1180	1449
48	\$1201	1201	1201	1465
60	\$1453	1453	1453	1719

53 24	\$972	972	972	1237
30	\$1056	1056	1056	1323
36	\$1177	1177	1177	1441
42	\$1233	1233	1233	1500
48	\$1304	1304	1304	1572
60	\$1594	1594	1594	1857
62 24	\$977	977	977	1241
30	\$1065	1065	1065	1328
36	\$1196	1196	1196	1461
42	\$1247	1247	1247	1518
48	\$1321	1321	1321	1585
60	\$1602	1602	1602	1870
67 24	\$1015	1015	1015	1279
30	\$1096	1096	1096	1361
36	\$1227	1227	1227	1491
42	\$1280	1280	1280	1546
48	\$1354	1354	1354	1623
60	\$1629	1629	1629	1895
85 24	\$1166	1166	1166	1432
30	\$1261	1261	1261	1525
36	\$1423	1423	1423	1690
42	\$1496	1496	1496	1762
48	\$1594	1594	1594	1857
60	\$1952	1952	1952	2217

Step 5. Trim/Top Cap Finish		
8Q	folkstone grey	+\$0
BU	black umber	+\$0
HF	inner tone light	+\$0
LT	light tone	+\$0
LU	soft white	+\$0
MT	medium tone	+\$0
SG	slate grey	+\$0
WL	sandstone	+\$0
WN	warm grey neutral	+\$0

Step 6. Cable Management Finish		
8Q	folkstone grey	+\$0
BU	black umber	+\$0
HF	inner tone light	+\$0
LU	soft white	+\$0
MT	medium tone	+\$0
SG	slate grey	+\$0
WL	sandstone	+\$0
WN	warm grey neutral	+\$0

Tackable Acoustical-Barrier Panel *continued*

Step 7. Surface Finish Side 1

See application chart and textiles list for fabric usage and numbers.

First 2 digits of number indicate fabric line; remaining digit(s) indicate fabric color.

For 39" high (39) with 24" wide (24), 30" wide (30), 36" wide (36), or 42" wide (42), or 48" wide (48)

Price Category 1	+\$0
Price Category 2	+\$13
Price Category 3	+\$30
Price Category 4	+\$65
Price Category 5	+\$157
Price Category B	+\$73
Price Category C	+\$110
Price Category D	+\$144
Price Category E	+\$181
Price Category F	+\$238

For 47" high (47) with 24" wide (24), 30" wide (30), 36" wide (36), or 42" wide (42), or 48" wide (48)

Price Category 1	+\$0
Price Category 2	+\$18
Price Category 3	+\$42
Price Category 4	+\$72
Price Category 5	+\$181
Price Category B	+\$82
Price Category C	+\$124
Price Category D	+\$161
Price Category E	+\$202
Price Category F	+\$281

For 53" high (53) with 24" wide (24), 30" wide (30), 36" wide (36), or 42" wide (42), or 48" wide (48)

Price Category 1	+\$0
Price Category 2	+\$19
Price Category 3	+\$47
Price Category 4	+\$77
Price Category 5	+\$222
Price Category B	+\$100
Price Category C	+\$151
Price Category D	+\$198
Price Category E	+\$239
Price Category F	+\$310

For 62" high (62) with 24" wide (24), 30" wide (30), 36" wide (36), or 42" wide (42), or 48" wide (48)

Price Category 1	+\$0
Price Category 2	+\$20
Price Category 3	+\$48
Price Category 4	+\$78
Price Category 5	+\$253
Price Category B	+\$113
Price Category C	+\$170
Price Category D	+\$224
Price Category E	+\$276
Price Category F	+\$343

For 67" high (67) with 24" wide (24), 30" wide (30), 36" wide (36), or 42" wide (42), or 48" wide (48)

Price Category 1	+\$0
Price Category 2	+\$22
Price Category 3	+\$55
Price Category 4	+\$86
Price Category 5	+\$293
Price Category B	+\$125
Price Category C	+\$187
Price Category D	+\$244
Price Category E	+\$294
Price Category F	+\$343

For 85" high (85) with 24" wide (24), 30" wide (30), 36" wide (36), or 42" wide (42), or 48" wide (48)

Price Category 1	+\$0
Price Category 2	+\$23
Price Category 3	+\$59
Price Category 4	+\$95
Price Category 5	+\$317
Price Category B	+\$140
Price Category C	+\$211
Price Category D	+\$281
Price Category E	+\$352
Price Category F	+\$430

For 39" high (39) with 60" wide (60)

Price Category 1	+\$0
Price Category 2	+\$13
Price Category 3	+\$30
Price Category 4	+\$65
Price Category B	+\$73
Price Category D	+\$144

Tackable Acoustical-Barrier Panel *continued*

Action Office® Series 2 Walls

For 47" high (47) with 60" wide (60)

Price Category 1	+\$0
Price Category 2	+\$18
Price Category 3	+\$42
Price Category 4	+\$72
Price Category B	+\$82
Price Category D	+\$161
Price Category E	+\$202

For 53" high (53) with 60" wide (60)

Price Category 1	+\$0
Price Category 2	+\$19
Price Category 3	+\$47
Price Category 4	+\$77
Price Category B	+\$100
Price Category D	+\$198

For 62" high (62) with 60" wide (60)

Price Category 1	+\$0
Price Category 2	+\$20
Price Category 3	+\$48
Price Category 4	+\$78
Price Category B	+\$113
Price Category D	+\$224

For 67" high (67) with 60" wide (60)

Price Category 1	+\$0
Price Category 2	+\$22
Price Category 3	+\$55
Price Category 4	+\$86
Price Category B	+\$125
Price Category D	+\$244

For 85" high (85) with 60" wide (60)

Price Category 1	+\$0
Price Category 2	+\$23
Price Category 3	+\$59
Price Category 4	+\$95
Price Category B	+\$140
Price Category D	+\$281

Step 8. Surface Finish Side 2

See application chart and textiles list for fabric usage and numbers.
First 2 digits of number indicate fabric line; remaining digit(s) indicate fabric color.

For 39" high (39) with 24" wide (24), 30" wide (30), 36" wide (36), or 42" wide (42), or 48" wide (48)

Price Category 1	+\$0
Price Category 2	+\$13
Price Category 3	+\$30
Price Category 4	+\$65
Price Category 5	+\$157
Price Category B	+\$73
Price Category C	+\$110
Price Category D	+\$144
Price Category E	+\$181
Price Category F	+\$238

For 47" high (47) with 24" wide (24), 30" wide (30), 36" wide (36), or 42" wide (42), or 48" wide (48)

Price Category 1	+\$0
Price Category 2	+\$18
Price Category 3	+\$42
Price Category 4	+\$72
Price Category 5	+\$181
Price Category B	+\$82
Price Category C	+\$124
Price Category D	+\$161
Price Category E	+\$202
Price Category F	+\$281

For 53" high (53) with 24" wide (24), 30" wide (30), 36" wide (36), or 42" wide (42), or 48" wide (48)

Price Category 1	+\$0
Price Category 2	+\$19
Price Category 3	+\$47
Price Category 4	+\$77
Price Category 5	+\$222
Price Category B	+\$100
Price Category C	+\$151
Price Category D	+\$198
Price Category E	+\$239
Price Category F	+\$310

Tackable Acoustical-Barrier Panel *continued*

For 62" high (62) with 24" wide (24), 30" wide (30), 36" wide (36), or 42" wide (42), or 48" wide (48)

Price Category 1	+\$0
Price Category 2	+\$20
Price Category 3	+\$48
Price Category 4	+\$78
Price Category 5	+\$253
Price Category B	+\$113
Price Category C	+\$170
Price Category D	+\$224
Price Category E	+\$276
Price Category F	+\$343

For 67" high (67) with 24" wide (24), 30" wide (30), 36" wide (36), or 42" wide (42), or 48" wide (48)

Price Category 1	+\$0
Price Category 2	+\$22
Price Category 3	+\$55
Price Category 4	+\$86
Price Category 5	+\$293
Price Category B	+\$125
Price Category C	+\$187
Price Category D	+\$244
Price Category E	+\$294
Price Category F	+\$343

For 85" high (85) with 24" wide (24), 30" wide (30), 36" wide (36), or 42" wide (42), or 48" wide (48)

Price Category 1	+\$0
Price Category 2	+\$23
Price Category 3	+\$59
Price Category 4	+\$95
Price Category 5	+\$317
Price Category B	+\$140
Price Category C	+\$211
Price Category D	+\$281
Price Category E	+\$352
Price Category F	+\$430

For 39" high (39) with 60" wide (60)

Price Category 1	+\$0
Price Category 2	+\$13
Price Category 3	+\$30
Price Category 4	+\$65
Price Category B	+\$73
Price Category D	+\$144

For 47" high (47) with 60" wide (60)

Price Category 1	+\$0
Price Category 2	+\$18
Price Category 3	+\$42
Price Category 4	+\$72
Price Category B	+\$82
Price Category D	+\$161

For 53" high (53) with 60" wide (60)

Price Category 1	+\$0
Price Category 2	+\$19
Price Category 3	+\$47
Price Category 4	+\$77
Price Category B	+\$100
Price Category D	+\$198
Price Category E	+\$239

For 62" high (62) with 60" wide (60)

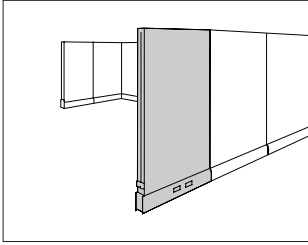
Price Category 1	+\$0
Price Category 2	+\$20
Price Category 3	+\$48
Price Category 4	+\$78
Price Category B	+\$113
Price Category D	+\$224

For 67" high (67) with 60" wide (60)

Price Category 1	+\$0
Price Category 2	+\$22
Price Category 3	+\$55
Price Category 4	+\$86
Price Category B	+\$125
Price Category D	+\$244

For 85" high (85) with 60" wide (60)

Price Category 1	+\$0
Price Category 2	+\$23
Price Category 3	+\$59
Price Category 4	+\$95
Price Category B	+\$140
Price Category D	+\$281



Product Information

Description

This sound-reducing, structural panel has fabric surfaces, a painted top cap, cable management side covers, and adjustable glides. The panel is UL listed and has a Class A fire-retardant rating, except when upholstered with Customer's Own Material (COM).

The powered panel has a factory-installed electrical harness that distributes double-sided, 4-circuit power within a cable management raceway. Electrical components are UL listed and CSA certified.

12"- and 18"-wide panels have no receptacle or communication port locations.

Notes

To connect panels of equal or unequal heights, order 1 of the following products separately:

- 2-way 90° connector (A1220.), 3-way 90° connector (A1230.), or 4-way 90° connector (A1240.)
- Draw rod (AO215.) or change-of-height draw rod (AO219.)
- Spacer (A1260.)

For information, see Action Office Series 2 Planning Guide.

To finish exposed end of panel or connector, order 1 of the following products separately:

- Change-of-height finished end, panel/connector (AO259.)
- Change-of-height finished end, panel/panel (AO272.)
- Finished end (A1271.)

To convert nonpowered panel to powered panel, order base power adapter (A1354. or A1355.) separately.

For powered panel, order 4-circuit receptacle (A1311.) separately.

For power configuration (R), 24"-wide (24) and 30"-wide (30) panels have 1 receptacle location per side; all other power configurations have 2 receptacle locations per side.

For cable capacity information, see Cable Capacity Charts in Omni.

Panel accepts Customer's Own Material (COM). Yardage is estimated for nondirectional, 54"-wide fabrics; yardage for 60"-wide panel is estimated for nondirectional, 66"-wide fabrics.

Height—Width—Yardage

53"—12" to 24"—1⁵/₈

53"—30" to 60"—3¹/₄

62"—12" to 24"—1⁷/₈

62"—30" to 60"—3³/₄

67"—12" to 24"—2

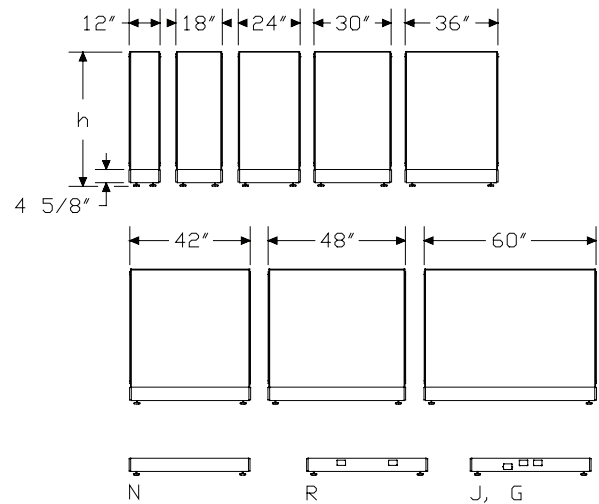
67"—30" to 60"—4

85"—12" to 24"—2¹/₂

85"—30" to 60"—5

For information on multiple quantities or directional fabrics, contact COM Department. See Order Information in Appendices.

Dimensions



12\" And 18\" Widths Available
Only In N Or G

Specification Information

Step 1.

A1131.

Step 2. Height

53	53" high
62	62" high
67	67" high
85	85" high

Step 3. Width

12	12" wide
18	18" wide
24	24" wide
30	30" wide
36	36" wide
42	42" wide
48	48" wide
60	60" wide

Step 4. Power

For 12" wide (12) or 18" wide (18)

N	(N) nonpowered with no receptacle locations
G	(G) 4-circuit power with no receptacle locations

For 24" wide (24), 30" wide (30), 36" wide (36), 42" wide (42), 48" wide (48), or 60" wide (60)

N	(N) nonpowered with no receptacle locations
R	(R) nonpowered with receptacle locations (meets Chicago electrical code requirements)
J	(J) nonpowered with 2 receptacle and 1 communication port locations per side
G	(G) 4-circuit power with 2 receptacle and 1 communication port locations per side

Prices for Steps 1-4.

	N	R	J	G
A1131. 53 12	\$845	—	—	1106
18	\$954	—	—	1206
24	\$956	956	956	1218
30	\$1039	1039	1039	1298
36	\$1160	1160	1160	1416
42	\$1219	1219	1219	1472
48	\$1282	1282	1282	1539
60	\$1569	1569	1569	1824

62 12	\$882	—	—	1139
18	\$954	—	—	1206
24	\$962	962	962	1222
30	\$1047	1047	1047	1304
36	\$1178	1178	1178	1432
42	\$1229	1229	1229	1484
48	\$1298	1298	1298	1551
60	\$1582	1582	1582	1838
67 12	\$904	—	—	1164
18	\$987	—	—	1244
24	\$998	998	998	1252
30	\$1077	1077	1077	1338
36	\$1204	1204	1204	1462
42	\$1261	1261	1261	1522
48	\$1337	1337	1337	1588
60	\$1600	1600	1600	1860
85 12	\$1037	—	—	1291
18	\$1134	—	—	1393
24	\$1136	1136	1136	1394
30	\$1239	1239	1239	1497
36	\$1398	1398	1398	1650
42	\$1472	1472	1472	1731
48	\$1569	1569	1569	1824
60	\$1919	1919	1919	2175

Step 5. Trim/Top Cap Finish

8Q	folkstone grey	+\$0
BU	black umber	+\$0
HF	inner tone light	+\$0
LT	light tone	+\$0
LU	soft white	+\$0
MT	medium tone	+\$0
SG	slate grey	+\$0
WL	sandstone	+\$0
WN	warm grey neutral	+\$0

Step 6. Cable Management Finish

8Q	folkstone grey	+\$0
BU	black umber	+\$0
HF	inner tone light	+\$0
LU	soft white	+\$0
MT	medium tone	+\$0
SG	slate grey	+\$0
WL	sandstone	+\$0
WN	warm grey neutral	+\$0

Step 7. Surface Finish Side 1

See application chart and textiles list for fabric usage and numbers.

First 2 digits of number indicate fabric line; remaining digit(s) indicate fabric color.

For 53" high (53) with 12" wide (12), 18" wide (18), 24" wide (24), 30" wide (30), 36" wide (36), or 42" wide (42), or 48" wide (48)

Price Category 1	+\$0
Price Category 2	+\$19
Price Category 3	+\$47
Price Category 4	+\$77
Price Category 5	+\$222
Price Category B	+\$100
Price Category C	+\$151
Price Category D	+\$198
Price Category E	+\$239
Price Category F	+\$310

For 62" high (62) with 12" wide (12), 18" wide (18), 24" wide (24), 30" wide (30), 36" wide (36), or 42" wide (42), or 48" wide (48)

Price Category 1	+\$0
Price Category 2	+\$20
Price Category 3	+\$48
Price Category 4	+\$78
Price Category 5	+\$253
Price Category B	+\$113
Price Category C	+\$170
Price Category D	+\$224
Price Category E	+\$283
Price Category F	+\$343

For 67" high (67) with 12" wide (12), 18" wide (18), 24" wide (24), 30" wide (30), 36" wide (36), or 42" wide (42), or 48" wide (48)

Price Category 1	+\$0
Price Category 2	+\$22
Price Category 3	+\$55
Price Category 4	+\$86
Price Category 5	+\$293
Price Category B	+\$125
Price Category C	+\$187
Price Category D	+\$244
Price Category E	+\$294
Price Category F	+\$343

For 85" high (85) with 12" wide (12), 18" wide (18), 24" wide (24), 30" wide (30), 36" wide (36), or 42" wide (42), or 48" wide (48)

Price Category 1	+\$0
Price Category 2	+\$23
Price Category 3	+\$59
Price Category 4	+\$95
Price Category 5	+\$317
Price Category B	+\$140
Price Category C	+\$211
Price Category D	+\$281
Price Category E	+\$352
Price Category F	+\$430

For 53" high (53) with 60" wide (60)

Price Category 1	+\$0
Price Category 2	+\$19
Price Category 3	+\$47
Price Category 4	+\$77
Price Category B	+\$100
Price Category D	+\$198

For 62" high (62) with 60" wide (60)

Price Category 1	+\$0
Price Category 2	+\$20
Price Category 3	+\$48
Price Category 4	+\$78
Price Category B	+\$113
Price Category D	+\$224

For 67" high (67) with 60" wide (60)

Price Category 1	+\$0
Price Category 2	+\$22
Price Category 3	+\$55
Price Category 4	+\$86
Price Category B	+\$125
Price Category D	+\$244

For 85" high (85) with 60" wide (60)

Price Category 1	+\$0
Price Category 2	+\$23
Price Category 3	+\$59
Price Category 4	+\$95
Price Category B	+\$140
Price Category D	+\$281

Step 8. Surface Finish Side 2

See application chart and textiles list for fabric usage and numbers.

First 2 digits of number indicate fabric line; remaining digit(s) indicate fabric color.

For 53" high (53) with 12" wide (12), 18" wide (18), 24" wide (24), 30" wide (30), 36" wide (36), or 42" wide (42), or 48" wide (48)

Price Category 1	+\$0
Price Category 2	+\$19
Price Category 3	+\$47
Price Category 4	+\$77
Price Category 5	+\$222
Price Category B	+\$100
Price Category C	+\$151
Price Category D	+\$198
Price Category E	+\$239
Price Category F	+\$310

For 62" high (62) with 12" wide (12), 18" wide (18), 24" wide (24), 30" wide (30), 36" wide (36), or 42" wide (42), or 48" wide (48)

Price Category 1	+\$0
Price Category 2	+\$20
Price Category 3	+\$48
Price Category 4	+\$78
Price Category 5	+\$253
Price Category B	+\$113
Price Category C	+\$170
Price Category D	+\$224
Price Category E	+\$283
Price Category F	+\$343

For 67" high (67) with 12" wide (12), 18" wide (18), 24" wide (24), 30" wide (30), 36" wide (36), or 42" wide (42), or 48" wide (48)

Price Category 1	+\$0
Price Category 2	+\$22
Price Category 3	+\$55
Price Category 4	+\$86
Price Category 5	+\$293
Price Category B	+\$125
Price Category C	+\$187
Price Category D	+\$244
Price Category E	+\$294
Price Category F	+\$343

For 85" high (85) with 12" wide (12), 18" wide (18), 24" wide (24), 30" wide (30), 36" wide (36), or 42" wide (42), or 48" wide (48)

Price Category 1	+\$0
Price Category 2	+\$23
Price Category 3	+\$59
Price Category 4	+\$95
Price Category 5	+\$317
Price Category B	+\$140
Price Category C	+\$211
Price Category D	+\$281
Price Category E	+\$352
Price Category F	+\$430

For 53" high (53) with 60" wide (60)

Price Category 1	+\$0
Price Category 2	+\$19
Price Category 3	+\$47
Price Category 4	+\$77
Price Category B	+\$100
Price Category D	+\$198

For 62" high (62) with 60" wide (60)

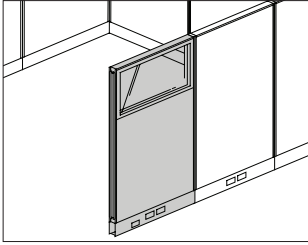
Price Category 1	+\$0
Price Category 2	+\$20
Price Category 3	+\$48
Price Category 4	+\$78
Price Category B	+\$113
Price Category D	+\$224

For 67" high (67) with 60" wide (60)

Price Category 1	+\$0
Price Category 2	+\$22
Price Category 3	+\$55
Price Category 4	+\$86
Price Category B	+\$125
Price Category D	+\$244

For 85" high (85) with 60" wide (60)

Price Category 1	+\$0
Price Category 2	+\$23
Price Category 3	+\$59
Price Category 4	+\$95
Price Category B	+\$140
Price Category D	+\$281



Product Information

Description

This structural panel has a 14"-high glass insert with a painted frame and top cap, a fabric-covered lower section, cable management side covers, and adjustable glides. It is UL listed and has a Class A fire-retardant rating, except when upholstered with Customer's Own Material (COM).

Powered panel has a factory-installed electrical harness that distributes double-sided, 4-circuit power within a cable management raceway. Electrical components are UL listed and CSA certified.

Notes

To connect panels of equal or unequal heights, order 1 of the following products separately:

- 2-way 90° connector (A1220.), 3-way 90° connector (A1230.), or 4-way 90° connector (A1240.)
- 2-way 120° connector (A1221.) or 3-way 120° connector (A1231.)
- Draw rod (AO215.) or change-of-height draw rod (AO219.)
- Spacer (A1260.)

To finish exposed end of panel or connector, order 1 of the following products separately:

- Change-of-height finished end, panel/connector (AO259.)
- Change-of-height finished end, panel/panel (AO272.)
- Finished end (A1271.)

To convert nonpowered panel to powered panel, order base power adapter (A1354. or A1355.) separately.

For powered panel, order 4-circuit receptacle (A1311.) separately.

For power configuration (R), 24"-wide (24) and 30"-wide (30) panels have 1 receptacle location per side; all other power configurations have 2 receptacle locations per side.

For cable capacity information, see Cable Capacity Charts in Omni.

Fabric-covered lower section accepts Customer's Own Material (COM).

Yardage is estimated for nondirectional, 54"-wide fabrics.

Height—Width—Yardage

39"—24"—1¹/₄

39"—30" to 48"—2¹/₃

53"—24"—1⁵/₈

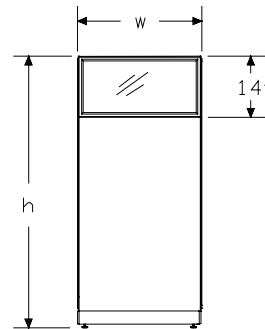
53"—30" to 48"—3¹/₄

71"—24"—2¹/₂

71"—30" to 48"—5

For information on multiple quantities or directional fabrics, contact COM Department. See Order Information in Appendices.

Dimensions



Specification Information
Step 1.
A1164.
Step 2. Height

53	53" high
67	67" high
85	85" high

Step 3. Width

24	24" wide
30	30" wide
36	36" wide
48	48" wide

Step 4. Power

N	(N) nonpowered with no receptacle locations
R	(R) nonpowered with receptacle locations (meets Chicago electrical code requirements)
J	(J) nonpowered with 2 receptacle and 1 communication port locations per side
G	(G) 4-circuit power with 2 receptacle and 1 communication port locations per side

Prices for Steps 1-4.

	N	R	J	G
A1164. 53 24	\$2076	2076	2076	2533
30	\$2175	2175	2175	2606
36	\$2277	2277	2277	2685
48	\$2397	2397	2397	2828
67 24	\$2242	2242	2242	2732
30	\$2301	2301	2301	2761
36	\$2365	2365	2365	2788
48	\$2523	2523	2523	2981
85 24	\$2399	2399	2399	2925
30	\$2475	2475	2475	2973
36	\$2552	2552	2552	3006
48	\$2693	2693	2693	3183

Step 5. Glazing Finish

TR	clear	+\$0
34	opal glaze	+\$84

Step 6. Trim/Top Cap Finish

8Q	folkstone grey	+\$0
BU	black umber	+\$0
HF	inner tone light	+\$0
LT	light tone	+\$0
LU	soft white	+\$0
MT	medium tone	+\$0
SG	slate grey	+\$0
WL	sandstone	+\$0
WN	warm grey neutral	+\$0

Step 7. Cable Management Finish

8Q	folkstone grey	+\$0
BU	black umber	+\$0
HF	inner tone light	+\$0
LU	soft white	+\$0
MT	medium tone	+\$0
SG	slate grey	+\$0
WL	sandstone	+\$0
WN	warm grey neutral	+\$0

Step 8. Surface Finish Side 1

See application chart and textiles list for fabric usage and numbers.
First 2 digits of number indicate fabric line; remaining digit(s) indicate fabric color.

For 53" high (53)

Price Category 1	+\$0
Price Category 2	+\$19
Price Category 3	+\$47
Price Category 4	+\$77
Price Category 5	+\$222
Price Category B	+\$100
Price Category C	+\$151
Price Category D	+\$198
Price Category E	+\$247
Price Category F	+\$343

For 67" high (67)

Price Category 1	+\$0
Price Category 2	+\$22
Price Category 3	+\$55
Price Category 4	+\$86
Price Category 5	+\$293
Price Category B	+\$125
Price Category C	+\$187
Price Category D	+\$247
Price Category E	+\$311
Price Category F	+\$343

For 85" high (85)

Price Category 1	+\$0
Price Category 2	+\$23
Price Category 3	+\$59
Price Category 4	+\$95
Price Category 5	+\$317
Price Category B	+\$140
Price Category C	+\$211
Price Category D	+\$281
Price Category E	+\$352
Price Category F	+\$430

Step 9. Surface Finish Side 2

See application chart and textiles list for fabric usage and numbers.
First 2 digits of number indicate fabric line; remaining digit(s) indicate fabric color.

For 53" high (53)

Price Category 1	+\$0
Price Category 2	+\$19
Price Category 3	+\$47
Price Category 4	+\$77
Price Category 5	+\$222
Price Category B	+\$100
Price Category C	+\$151
Price Category D	+\$198
Price Category E	+\$247
Price Category F	+\$343

For 67" high (67)

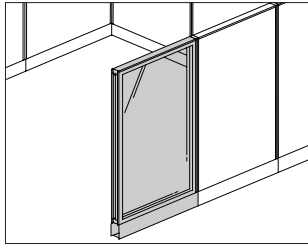
Price Category 1	+\$0
Price Category 2	+\$22
Price Category 3	+\$55
Price Category 4	+\$86
Price Category 5	+\$293
Price Category B	+\$125
Price Category C	+\$187
Price Category D	+\$247
Price Category E	+\$311
Price Category F	+\$343

For 85" high (85)

Price Category 1	+\$0
Price Category 2	+\$23
Price Category 3	+\$59
Price Category 4	+\$95
Price Category 5	+\$317
Price Category B	+\$140
Price Category C	+\$211
Price Category D	+\$281
Price Category E	+\$352
Price Category F	+\$430

Glazed Panel

A1161.



Product Information

Description

This nonpowered structural panel has a painted frame and top cap, a translucent acrylic insert, cable management side covers, and adjustable glides. It cannot be used as a return panel.

Notes

To connect panels of equal or unequal heights, order 1 of the following products separately:

- 2-way 90° connector (A1220.), 3-way 90° connector (A1230.), or 4-way 90° connector (A1240.)
- 2-way 120° connector (A1221.) or 3-way 120° connector (A1231.)
- Draw rod (AO215.) or change-of-height draw rod (AO219.)
- Spacer (A1260.)

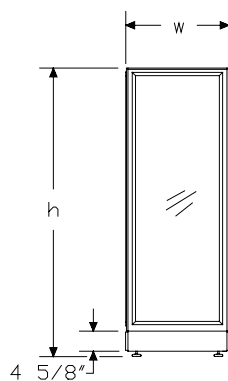
For information, see Action Office Series 2 Planning Guide.

To finish exposed end of panel or connector, order 1 of the following products separately:

- Change-of-height finished end, panel/connector (AO259.)
- Change-of-height finished end, panel/panel (AO272.)
- Finished end (A1271.)

For cable capacity information, see Cable Capacity Charts in Omni.

Dimensions



Specification Information

Step 1.

A1161.

Step 2. Height

62	62" high
67	67" high
85	85" high

Step 3. Width

24N	24" wide
30N	30" wide
36N	36" wide
42N	42" wide
48N	48" wide

Prices for Steps 1-3.

	24N	30N	36N	42N	48N
A1161. 62	\$1822	2059	2294	2527	2769
67	\$1881	2144	2537	2732	2931
85	\$2221	2531	3008	3246	3484

Step 4. Frame Finish

8Q	folkstone grey	+\$0
BU	black umber	+\$0
HF	inner tone light	+\$0
LT	light tone	+\$0
LU	soft white	+\$0
MT	medium tone	+\$0
SG	slate grey	+\$0
WL	sandstone	+\$0
WN	warm grey neutral	+\$0

Step 5. Glazing Finish

TR	clear	+\$0
J9	opal frosted	+\$278

Step 6. Trim/Top Cap Finish

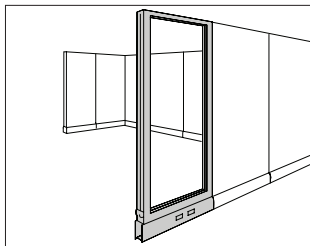
8Q	folkstone grey	+\$0
BU	black umber	+\$0
HF	inner tone light	+\$0
LT	light tone	+\$0
LU	soft white	+\$0
MT	medium tone	+\$0
SG	slate grey	+\$0
WL	sandstone	+\$0
WN	warm grey neutral	+\$0

Action Office® Series 2 Walls

Step 7. Cable Management Finish		
8Q	folkstone grey	+\$0
BU	black umber	+\$0
HF	inner tone light	+\$0
LU	soft white	+\$0
MT	medium tone	+\$0
SG	slate grey	+\$0
WL	sandstone	+\$0
WN	warm grey neutral	+\$0

Open Panel Frame

A1150.



Product Information

Description

This structural panel has an opening for communicating and sharing equipment. It has a painted frame and top cap, cable management side covers, and adjustable glides. The panel cannot be used as a return panel. It is UL listed and has a Class A fire-retardant rating. The powered panel has a factory-installed electrical harness that distributes double-sided, 4-circuit power within a cable management raceway. Electrical components are UL listed and CSA certified.

Notes

To connect panels of equal or unequal heights, order 1 of the following products separately:

- 2-way 90° connector (A1220.), 3-way 90° connector (A1230.), or 4-way 90° connector (A1240.)
- Draw rod (AO215.) or change-of-height draw rod (AO219.)
- Spacer (A1260.)

For information, see Action Office Series 2 Planning Guide.

To finish exposed end of panel or connector, order 1 of the following products separately:

- Change-of-height finished end, panel/connector (AO259.)
- Finished end (A1271.)

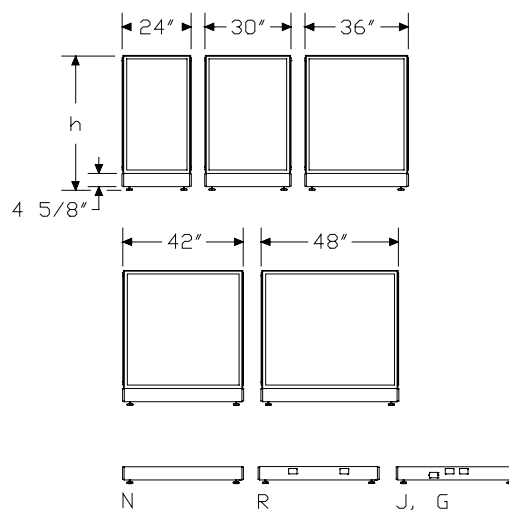
To convert nonpowered panel to powered panel, order base power adapter (A1354. or A1355.) separately.

For powered panel, order 4-circuit receptacle (A1311.) separately.

For power configuration (R), 24"-wide (24) and 30"-wide (30) panels have 1 receptacle location per side; all other power configurations have 2 receptacle locations per side.

For cable capacity information, see Cable Capacity Charts in Omni.

Dimensions

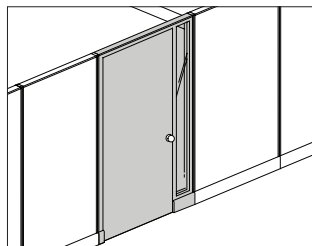


Specification Information				
Step 1.				
A1150.				
Step 2. Height				
62	62" high			
67	67" high			
85	85" high			
Step 3. Width				
24	24" wide			
30	30" wide			
36	36" wide			
42	42" wide			
48	48" wide			
Step 4. Power				
N	(N) nonpowered with no receptacle locations			
R	(R) nonpowered with receptacle locations (meets Chicago electrical code requirements)			
J	(J) nonpowered with 2 receptacle and 1 communication port locations per side			
G	(G) 4-circuit power with 2 receptacle and 1 communication port locations per side			
Prices for Steps 1-4.				
	N	R	J	G
A1150. 62 24	\$902	902	902	1227
30	\$945	945	945	1273
36	\$989	989	989	1316
42	\$1033	1033	1033	1358
48	\$1063	1063	1063	1394
67 24	\$943	943	943	1268
30	\$985	985	985	1313
36	\$1032	1032	1032	1356
42	\$1065	1065	1065	1401
48	\$1108	1108	1108	1434
85 24	\$993	993	993	1317
30	\$1063	1063	1063	1394
36	\$1181	1181	1181	1507
42	\$1237	1237	1237	1561
48	\$1293	1293	1293	1619

Step 5. Frame Finish		
8Q	folkstone grey	+\$0
BU	black umber	+\$0
HF	inner tone light	+\$0
LT	light tone	+\$0
LU	soft white	+\$0
MT	medium tone	+\$0
SG	slate grey	+\$0
WL	sandstone	+\$0
WN	warm grey neutral	+\$0
Step 6. Trim/Top Cap Finish		
8Q	folkstone grey	+\$0
BU	black umber	+\$0
HF	inner tone light	+\$0
LT	light tone	+\$0
LU	soft white	+\$0
MT	medium tone	+\$0
SG	slate grey	+\$0
WL	sandstone	+\$0
WN	warm grey neutral	+\$0
Step 7. Cable Management Finish		
8Q	folkstone grey	+\$0
BU	black umber	+\$0
HF	inner tone light	+\$0
LU	soft white	+\$0
MT	medium tone	+\$0
SG	slate grey	+\$0
WL	sandstone	+\$0
WN	warm grey neutral	+\$0

Door Panel

A1191.



Product Information

Description

This 85"-high, 48"-wide panel has a painted frame and top cap, an acrylic side panel insert, a laminate or veneer door, 2 cable management side covers, and adjustable glides. The door can be installed to swing left or right and to open in or out. The door cannot be keyed alike. Electrical wires and voice/data cables cannot be routed through this panel. Shipped knocked down.

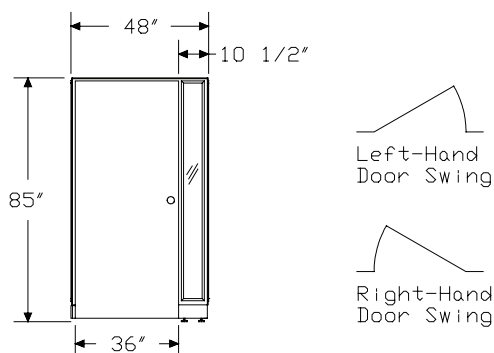
Notes

To connect panels of equal heights, order 1 of the following products separately:

- 2-way 90° connector (A1220.), 3-way 90° connector (A1230.), or 4-way 90° connector (A1240.)
- 2-way 120° connector (A1221.) or 3-way 120° connector (A1231.)
- Draw rod (AO215.)
- Spacer (A1260.)

Lever handle conforms to guidelines of Americans with Disabilities Act (ADA).

Dimensions



Specification Information

Step 1.

A1191.8548 \$4670

Step 2. Frame Finish

8Q	folkstone grey	+\$0
BU	black umber	+\$0
HF	inner tone light	+\$0
LT	light tone	+\$0
LU	soft white	+\$0
MT	medium tone	+\$0
SG	slate grey	+\$0
WL	sandstone	+\$0
WN	warm grey neutral	+\$0

Step 3. Door Finish

Solid-Color Laminate

8Q	folkstone grey	+\$0
HF	inner tone light	+\$0
LT	light tone	+\$0
LU	soft white	+\$0
WL	sandstone	+\$0
WN	warm grey neutral	+\$0

Wood Veneer

UL	natural maple A	+\$1160
-----------	------------------------	---------

Step 4. Knob Handle

NN	none	+\$0
KE	door knob - silver	+\$89
LV	lever - silver	+\$444

Step 5. Side Panel Acrylic Finish

TR	clear	+\$0
J9	opal frosted	+\$278

Step 6. Trim/Top Cap Finish

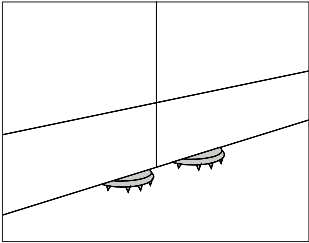
8Q	folkstone grey	+\$0
BU	black umber	+\$0
HF	inner tone light	+\$0
LT	light tone	+\$0
LU	soft white	+\$0
MT	medium tone	+\$0
SG	slate grey	+\$0
WL	sandstone	+\$0
WN	warm grey neutral	+\$0

Action Office® Series 2 Walls

Step 7. Cable Management Finish		
8Q	folkstone grey	+\$0
BU	black umber	+\$0
HF	inner tone light	+\$0
LU	soft white	+\$0
MT	medium tone	+\$0
SG	slate grey	+\$0
WL	sandstone	+\$0
WN	warm grey neutral	+\$0

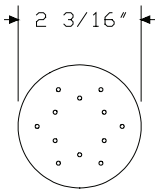
Carpet Gripper

G1190.



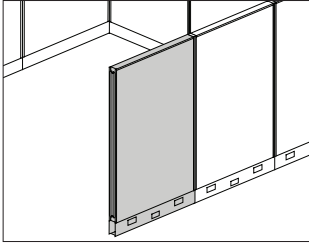
Product Information
Description
These molded plastic grippers fit onto the adjustable glides of frames and panels manufactured after 1998 and provide added stability on carpet. They cannot be used on hard floors. Finish is black. Package contains 25.
Notes
For Action Office® Series 1 and Series 2 panels or Ethospace® frames manufactured before 1998, order service part number UAY00B. For Prospects® panels manufactured before 1998, order service part number UKY004.
Dimensions

Specification Information
Step 1.
G1190.01 A \$78



Action Office® Series 2 Walls

Hard-Surfaced Panel, Thin Base A8110.



Product Information

Description

This structural panel has enameled surfaces, a painted top cap, cable management side covers, and adjustable glides. It is UL listed and has a Class A fire-retardant rating.

The powered panel has a factory-installed quick connect electrical harness that distributes double-sided, 4-circuit power within a cable management raceway. Electrical components are UL listed and CSA certified.

Notes

To connect panels of equal or unequal heights, order 1 of the following products separately:

- 2-way 90° connector (A8220.), 3-way 90° connector (A8230.), or 4-way 90° connector (A8240.)
- 2-way 120° connector (A8221.) or 3-way 120° connector (A8231.)
- Draw rod (AO215.) or change-of-height draw rod (AO219.)
- Spacer (A8260.)

For information, see Action Office Series 2 Planning Guide.

To finish exposed end of panel or connector, order 1 of the following products separately:

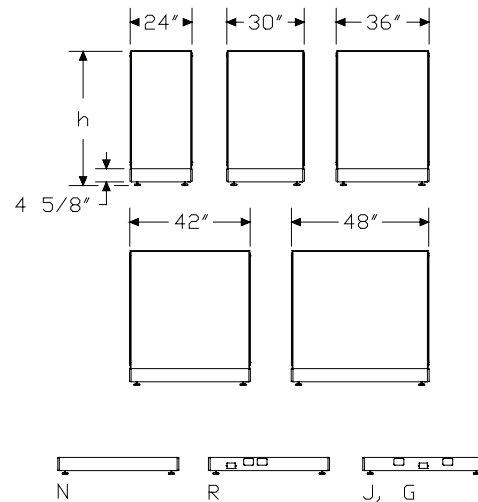
- Change-of-height finished end, panel/connector (AO259.)
- Change-of-height finished end, panel/panel (AO272.)
- Finished end (A8271.)

To convert nonpowered panel to powered panel, order base power adapter (A8354. or A8355.) separately.

For powered panel, order 4-circuit receptacle (K1311.) separately.

For cable capacity information, see Cable Capacity Charts in Omni.

Dimensions



Hard-Surfaced Panel, Thin Base

continued

Specification Information

Step 1.

A8110. ☐

Step 2. Height

39	39" high	<input type="checkbox"/>
47	47" high	<input type="checkbox"/>
53	53" high	<input type="checkbox"/>
62	62" high	<input type="checkbox"/>
67	67" high	<input type="checkbox"/>
85	85" high	<input type="checkbox"/>

Step 3. Width

24	24" wide	<input type="checkbox"/>
30	30" wide	<input type="checkbox"/>
36	36" wide	<input type="checkbox"/>
42	42" wide	<input type="checkbox"/>
48	48" wide	<input type="checkbox"/>

Step 4. Power

N	(N) nonpowered with no receptacle locations	<input type="checkbox"/>
R	(R) nonpowered with receptacle locations (meets Chicago electrical code requirements)	<input type="checkbox"/>
J	(J) nonpowered with 2 receptacle and 1 communication port locations per side	<input type="checkbox"/>
G	(G) 4-circuit power with 2 receptacle and 1 communication port locations per side	<input type="checkbox"/>

Prices for Steps 1-4.

	N	R	J	G
A8110. 39 24	\$714	714	714	1036
30	\$775	775	775	1100
36	\$879	879	879	1202
42	\$961	961	961	1281
48	\$982	982	982	1299
47 24	\$761	761	761	1079
30	\$845	845	845	1164
36	\$975	975	975	1294
42	\$1074	1074	1074	1392
48	\$1105	1105	1105	1421
53 24	\$773	773	773	1090
30	\$869	869	869	1186
36	\$1021	1021	1021	1345
42	\$1137	1137	1137	1461
48	\$1182	1182	1182	1506

62 24	\$875	875	875	1201
30	\$982	982	982	1299
36	\$1133	1133	1133	1453
42	\$1263	1263	1263	1581
48	\$1299	1299	1299	1617
67 24	\$909	909	909	1222
30	\$1007	1007	1007	1328
36	\$1169	1169	1169	1485
42	\$1293	1293	1293	1608
48	\$1326	1326	1326	1647
85 24	\$1063	1063	1063	1378
30	\$1184	1184	1184	1507
36	\$1359	1359	1359	1683
42	\$1444	1444	1444	1771
48	\$1542	1542	1542	1858

Step 5. Surface Finish

HF	inner tone light	<input type="checkbox"/>	+\$0
LT	light tone	<input type="checkbox"/>	+\$0
LU	soft white	<input type="checkbox"/>	+\$0
WN	warm grey neutral	<input type="checkbox"/>	+\$0

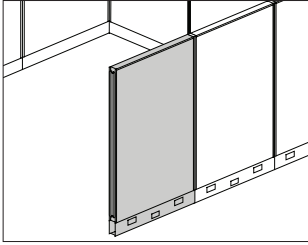
Step 6. Trim/Top Cap Finish

8Q	folkstone grey	<input type="checkbox"/>	+\$0
BU	black umber	<input type="checkbox"/>	+\$0
HF	inner tone light	<input type="checkbox"/>	+\$0
LT	light tone	<input type="checkbox"/>	+\$0
LU	soft white	<input type="checkbox"/>	+\$0
MT	medium tone	<input type="checkbox"/>	+\$0
WL	sandstone	<input type="checkbox"/>	+\$0
WN	warm grey neutral	<input type="checkbox"/>	+\$0

Step 7. Cable Management Finish

8Q	folkstone grey	<input type="checkbox"/>	+\$0
BU	black umber	<input type="checkbox"/>	+\$0
HF	inner tone light	<input type="checkbox"/>	+\$0
LU	soft white	<input type="checkbox"/>	+\$0
MT	medium tone	<input type="checkbox"/>	+\$0
WL	sandstone	<input type="checkbox"/>	+\$0
WN	warm grey neutral	<input type="checkbox"/>	+\$0

Fabric-Covered Panel, Thin Base A8120.



Product Information

Description

This structural panel has fabric surfaces, a painted top cap, cable management side covers, and adjustable glides. It is UL listed and has a Class A fire-retardant rating, except when upholstered with Customer's Own Material (COM).

The powered panel has a factory-installed quick connect electrical harness that distributes double-sided, 4-circuit power within a cable management raceway. Electrical components are UL listed and CSA certified.

Notes

To connect panels of equal or unequal heights, order 1 of the following products separately:

- 2-way 90° connector (A8220.), 3-way 90° connector (A8230.), or 4-way 90° connector (A8240.)
- 2-way 120° connector (A8221.) or 3-way 120° connector (A8231.)
- Draw rod (AO215.) or change-of-height draw rod (AO219.)
- Spacer (A8260.)

To finish exposed end of panel or connector, order 1 of the following products separately:

- Change-of-height finished end, panel/connector (AO259.)
- Change-of-height finished end, panel/panel (AO272.)
- Finished end (A8271.)

To convert nonpowered panel to powered panel, order base power adapter (A8354. or A8355.) separately.

For powered panel, order 4-circuit receptacle (K1311.) separately.

For cable capacity information, see Cable Capacity Charts in Omni.

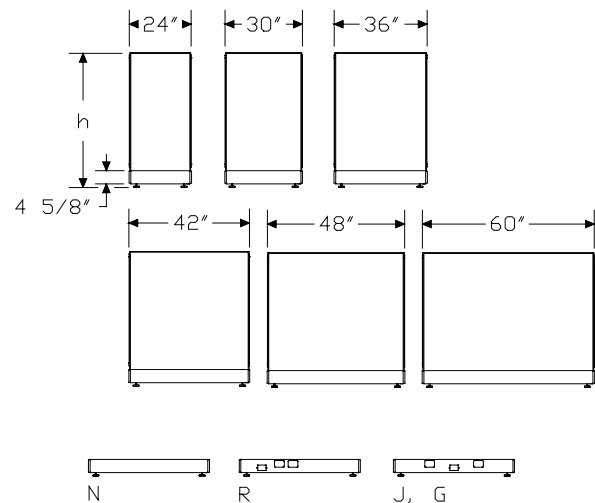
Panel accepts Customer's Own Material (COM). Yardage is estimated for nondirectional, 54"-wide fabrics; yardage for 60"-wide panel is estimated for nondirectional, 66"-wide fabrics.

Height—Width—Yardage

32"—12" to 24"—1
32"—30" to 60"—2
39"—12" to 24"—1 ¹ / ₄
39"—30" to 60"—2 ¹ / ₃
47"—12" to 24"—1 ¹ / ₂
47"—30" to 60"—2 ⁷ / ₈
53"—12" to 24"—1 ⁵ / ₈
53"—30" to 60"—3 ¹ / ₄
62"—12" to 24"—1 ⁷ / ₈
62"—30" to 60"—3 ³ / ₄
67"—12" to 24"—2
67"—30" to 60"—4
85"—12" to 24"—2 ¹ / ₂
85"—30" to 60"—5

For information on multiple quantities or directional fabrics, contact COM Department. See Order Information in Appendices.

Dimensions



Fabric-Covered Panel, Thin Base

continued

Specification Information

Step 1.

A8120.

Step 2. Height

32	32" high
39	39" high
47	47" high
53	53" high
62	62" high
67	67" high
85	85" high

Step 3. Width

24	24" wide
30	30" wide
36	36" wide
42	42" wide
48	48" wide
60	60" wide

Step 4. Power

N	(N) nonpowered with no receptacle locations
R	(R) nonpowered with receptacle locations (meets Chicago electrical code requirements)
J	(J) nonpowered with 2 receptacle and 1 communication port locations per side
G	(G) 4-circuit power with 2 receptacle and 1 communication port locations per side

Prices for Steps 1-4.

	N	R	J	G
A8120. 32 24	\$614	614	614	863
30	\$667	667	667	924
36	\$753	753	753	1007
42	\$794	794	794	1048
48	\$832	832	832	1092
60	\$1034	1034	1034	1289
39 24	\$637	637	637	888
30	\$696	696	696	950
36	\$788	788	788	1037
42	\$826	826	826	1079
48	\$871	871	871	1122
60	\$1073	1073	1073	1329

47 24	\$671	671	671	926
30	\$752	752	752	1004
36	\$859	859	859	1114
42	\$951	951	951	1204
48	\$983	983	983	1232
60	\$1207	1207	1207	1456
53 24	\$689	689	689	942
30	\$782	782	782	1034
36	\$911	911	911	1167
42	\$986	986	986	1239
48	\$1048	1048	1048	1300
60	\$1290	1290	1290	1541
62 24	\$788	788	788	1037
30	\$883	883	883	1134
36	\$1023	1023	1023	1274
42	\$1092	1092	1092	1342
48	\$1167	1167	1167	1420
60	\$1442	1442	1442	1695
67 24	\$798	798	798	1052
30	\$896	896	896	1150
36	\$1036	1036	1036	1290
42	\$1105	1105	1105	1354
48	\$1175	1175	1175	1427
60	\$1450	1450	1450	1702
85 24	\$943	943	943	1196
30	\$1046	1046	1046	1299
36	\$1208	1208	1208	1474
42	\$1288	1288	1288	1536
48	\$1364	1364	1364	1621
60	\$1685	1685	1685	1937

Step 5. Trim/Top Cap Finish

8Q	folkstone grey	+\$0
BU	black umber	+\$0
HF	inner tone light	+\$0
LT	light tone	+\$0
LU	soft white	+\$0
MT	medium tone	+\$0
WL	sandstone	+\$0
WN	warm grey neutral	+\$0

Action Office® Series 2 Walls

Fabric-Covered Panel, Thin Base

continued

Action Office® Series 2 Walls

Step 6. Cable Management Finish

8Q	folkstone grey	+\$0
BU	black umber	+\$0
HF	inner tone light	+\$0
LU	soft white	+\$0
MT	medium tone	+\$0
WL	sandstone	+\$0
WN	warm grey neutral	+\$0

Step 7. Surface Finish Side 1

See application chart and textiles list for fabric usage and numbers.

First 2 digits of number indicate fabric line; remaining digit(s) indicate fabric color.

For 32" high (32) with 24" wide (24), 30" wide (30), 36" wide (36), or 42" wide (42), or 48" wide (48)

Price Category 1	+\$0
Price Category 2	+\$12
Price Category 3	+\$29
Price Category 4	+\$65
Price Category 5	+\$154
Price Category B	+\$64
Price Category C	+\$108
Price Category D	+\$140
Price Category E	+\$175
Price Category F	+\$216

For 39" high (39) with 24" wide (24), 30" wide (30), 36" wide (36), or 42" wide (42), or 48" wide (48)

Price Category 1	+\$0
Price Category 2	+\$13
Price Category 3	+\$30
Price Category 4	+\$65
Price Category 5	+\$157
Price Category B	+\$73
Price Category C	+\$110
Price Category D	+\$144
Price Category E	+\$181
Price Category F	+\$251

For 47" high (47) with 24" wide (24), 30" wide (30), 36" wide (36), or 42" wide (42), or 48" wide (48)

Price Category 1	+\$0
Price Category 2	+\$18
Price Category 3	+\$42
Price Category 4	+\$72
Price Category 5	+\$181
Price Category B	+\$82
Price Category C	+\$124
Price Category D	+\$161
Price Category E	+\$202
Price Category F	+\$281

For 53" high (53) with 24" wide (24), 30" wide (30), 36" wide (36), or 42" wide (42), or 48" wide (48)

Price Category 1	+\$0
Price Category 2	+\$19
Price Category 3	+\$47
Price Category 4	+\$77
Price Category 5	+\$222
Price Category B	+\$100
Price Category C	+\$151
Price Category D	+\$198
Price Category E	+\$247
Price Category F	+\$343

For 62" high (62) with 24" wide (24), 30" wide (30), 36" wide (36), or 42" wide (42), or 48" wide (48)

Price Category 1	+\$0
Price Category 2	+\$20
Price Category 3	+\$48
Price Category 4	+\$78
Price Category 5	+\$253
Price Category B	+\$113
Price Category C	+\$170
Price Category D	+\$224
Price Category E	+\$283
Price Category F	+\$343

Fabric-Covered Panel, Thin Base

continued

For 67" high (67) with 24" wide (24), 30" wide (30), 36" wide (36), or 42" wide (42), or 48" wide (48)

Price Category 1	+\$0
Price Category 2	+\$22
Price Category 3	+\$55
Price Category 4	+\$86
Price Category 5	+\$293
Price Category B	+\$125
Price Category C	+\$187
Price Category D	+\$247
Price Category E	+\$311
Price Category F	+\$343

For 85" high (85) with 24" wide (24), 30" wide (30), 36" wide (36), or 42" wide (42), or 48" wide (48)

Price Category 1	+\$0
Price Category 2	+\$23
Price Category 3	+\$59
Price Category 4	+\$95
Price Category 5	+\$317
Price Category B	+\$140
Price Category C	+\$211
Price Category D	+\$281
Price Category E	+\$352
Price Category F	+\$430

For 32" high (32) with 60" wide (60)

Price Category 1	+\$0
Price Category 2	+\$12
Price Category 3	+\$29
Price Category 4	+\$65
Price Category B	+\$64
Price Category D	+\$140
Price Category E	+\$175

For 39" high (39) with 60" wide (60)

Price Category 1	+\$0
Price Category 2	+\$13
Price Category 3	+\$30
Price Category 4	+\$65
Price Category B	+\$73
Price Category D	+\$144
Price Category E	+\$181

For 47" high (47) with 60" wide (60)

Price Category 1	+\$0
Price Category 2	+\$18
Price Category 3	+\$42
Price Category 4	+\$72
Price Category B	+\$82
Price Category D	+\$161
Price Category E	+\$202

For 53" high (53) with 60" wide (60)

Price Category 1	+\$0
Price Category 2	+\$19
Price Category 3	+\$47
Price Category 4	+\$77
Price Category B	+\$100
Price Category D	+\$198
Price Category E	+\$247

For 62" high (62) with 60" wide (60)

Price Category E	+\$283
Price Category 1	+\$0
Price Category 2	+\$20
Price Category 3	+\$48
Price Category 4	+\$78
Price Category B	+\$113
Price Category D	+\$224

For 67" high (67) with 60" wide (60)

Price Category 1	+\$0
Price Category 2	+\$22
Price Category 3	+\$55
Price Category 4	+\$86
Price Category B	+\$125
Price Category D	+\$247
Price Category E	+\$311

For 85" high (85) with 60" wide (60)

Price Category 1	+\$0
Price Category 2	+\$23
Price Category 3	+\$59
Price Category 4	+\$95
Price Category B	+\$140
Price Category D	+\$281
Price Category E	+\$352

Fabric-Covered Panel, Thin Base

continued

Step 8. Surface Finish Side 2

See application chart and textiles list for fabric usage and numbers.

First 2 digits of number indicate fabric line; remaining digit(s) indicate fabric color.

For 32" high (32) with 24" wide (24), 30" wide (30), 36" wide (36), or 42" wide (42), or 48" wide (48)

Price Category 1	+\$0
Price Category 2	+\$12
Price Category 3	+\$29
Price Category 4	+\$65
Price Category 5	+\$154
Price Category B	+\$64
Price Category C	+\$108
Price Category D	+\$140
Price Category E	+\$175
Price Category F	+\$216

For 39" high (39) with 24" wide (24), 30" wide (30), 36" wide (36), or 42" wide (42), or 48" wide (48)

Price Category 1	+\$0
Price Category 2	+\$13
Price Category 3	+\$30
Price Category 4	+\$65
Price Category 5	+\$157
Price Category B	+\$73
Price Category C	+\$110
Price Category D	+\$144
Price Category E	+\$181
Price Category F	+\$251

For 47" high (47) with 24" wide (24), 30" wide (30), 36" wide (36), or 42" wide (42), or 48" wide (48)

Price Category 1	+\$0
Price Category 2	+\$18
Price Category 3	+\$42
Price Category 4	+\$72
Price Category 5	+\$181
Price Category B	+\$82
Price Category C	+\$124
Price Category D	+\$161
Price Category E	+\$202
Price Category F	+\$281

For 53" high (53) with 24" wide (24), 30" wide (30), 36" wide (36), or 42" wide (42), or 48" wide (48)

Price Category 1	+\$0
Price Category 2	+\$19
Price Category 3	+\$47
Price Category 4	+\$77
Price Category 5	+\$222
Price Category B	+\$100
Price Category C	+\$151
Price Category D	+\$198
Price Category E	+\$247
Price Category F	+\$343

For 62" high (62) with 24" wide (24), 30" wide (30), 36" wide (36), or 42" wide (42), or 48" wide (48)

Price Category 1	+\$0
Price Category 2	+\$20
Price Category 3	+\$48
Price Category 4	+\$78
Price Category 5	+\$253
Price Category B	+\$113
Price Category C	+\$170
Price Category D	+\$224
Price Category E	+\$283
Price Category F	+\$343

For 67" high (67) with 24" wide (24), 30" wide (30), 36" wide (36), or 42" wide (42), or 48" wide (48)

Price Category 1	+\$0
Price Category 2	+\$22
Price Category 3	+\$55
Price Category 4	+\$86
Price Category 5	+\$293
Price Category B	+\$125
Price Category C	+\$187
Price Category D	+\$247
Price Category E	+\$311
Price Category F	+\$343

Fabric-Covered Panel, Thin Base

continued

For 85" high (85) with 24" wide (24), 30" wide (30), 36" wide (36), or 42" wide (42), or 48" wide (48)

Price Category 1	+\$0
Price Category 2	+\$23
Price Category 3	+\$59
Price Category 4	+\$95
Price Category 5	+\$317
Price Category B	+\$140
Price Category C	+\$211
Price Category D	+\$281
Price Category E	+\$352
Price Category F	+\$430

For 32" high (32) with 60" wide (60)

Price Category 1	+\$0
Price Category 2	+\$12
Price Category 3	+\$29
Price Category 4	+\$65
Price Category B	+\$64
Price Category D	+\$140
Price Category E	+\$175

For 39" high (39) with 60" wide (60)

Price Category 1	+\$0
Price Category 2	+\$13
Price Category 3	+\$30
Price Category 4	+\$65
Price Category B	+\$73
Price Category D	+\$144
Price Category E	+\$181

For 47" high (47) with 60" wide (60)

Price Category 1	+\$0
Price Category 2	+\$18
Price Category 3	+\$42
Price Category 4	+\$72
Price Category B	+\$82
Price Category D	+\$161
Price Category E	+\$202

For 53" high (53) with 60" wide (60)

Price Category 1	+\$0
Price Category 2	+\$19
Price Category 3	+\$47
Price Category 4	+\$77
Price Category B	+\$100
Price Category D	+\$198
Price Category E	+\$247

For 62" high (62) with 60" wide (60)

Price Category 1	+\$0
Price Category 2	+\$20
Price Category 3	+\$48
Price Category 4	+\$78
Price Category B	+\$113
Price Category D	+\$224
Price Category E	+\$283

For 67" high (67) with 60" wide (60)

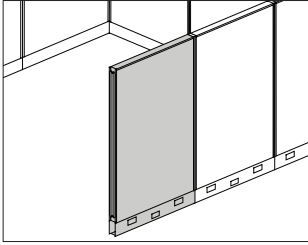
Price Category 1	+\$0
Price Category 2	+\$22
Price Category 3	+\$55
Price Category 4	+\$86
Price Category B	+\$125
Price Category D	+\$247
Price Category E	+\$311

For 85" high (85) with 60" wide (60)

Price Category 1	+\$0
Price Category 2	+\$23
Price Category 3	+\$59
Price Category 4	+\$95
Price Category B	+\$140
Price Category D	+\$281
Price Category E	+\$352

Tackable Acoustical-Barrier Panel, Thin Base

A8125.



Product Information

Description

This structural sound-barrier panel has fabric surfaces, a painted top cap, cable management side covers, and adjustable glides. Panel is UL listed. It has a Class A fire-retardant rating, except when upholstered with Customer's Own Material (COM). The powered panel has a factory-installed quick connect electrical harness that distributes double-sided, 4-circuit power within a cable management raceway. Electrical components are UL listed and CSA certified.

Notes

To connect panels of equal or unequal heights, order 1 of the following products separately:

- 2-way 90° connector (A8220.), 3-way 90° connector (A8230.), or 4-way 90° connector (A8240.)
- 2-way 120° connector (A8221.) or 3-way 120° connector (A8231.)
- Draw rod (AO215.) or change-of-height draw rod (AO219.)
- Spacer (A8260.)

To finish exposed end of panel or connector, order 1 of the following products separately:

- Change-of-height finished end, panel/connector (AO259.)
- Change-of-height finished end, panel/panel (AO272.)
- Finished end (A8271.)

To convert nonpowered panel to powered panel, order base power adapter (A8354. or A8355.) separately.

For powered panel, order 4-circuit receptacle (K1311.) separately.

For cable capacity information, see Cable Capacity Charts in Omni.

For applications requiring heavy component loading on panel, a component brace (A3910.) is recommended; order separately. For appropriate applications, contact local Herman Miller representative.

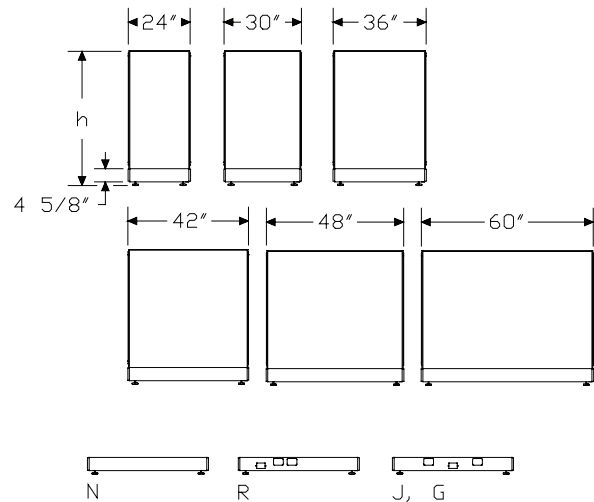
Panel accepts Customer's Own Material (COM). Yardage is estimated for nondirectional, 54"-wide fabrics; yardage for 60"-wide panel is estimated for nondirectional, 66"-wide fabrics.

Height—Width—Yardage

39"—12" to 24"—1 ¹ / ₄
39"—30" to 60"—2 ¹ / ₃
47"—12" to 24"—1 ¹ / ₂
47"—30" to 60"—2 ⁷ / ₈
53"—12" to 24"—1 ⁵ / ₈
53"—30" to 60"—3 ¹ / ₄
62"—12" to 24"—1 ⁷ / ₈
62"—30" to 60"—3 ³ / ₄
67"—12" to 24"—2
67"—30" to 60"—4
85"—12" to 24"—2 ¹ / ₂
85"—30" to 60"—5

For information on multiple quantities or directional fabrics, contact COM Department. See Order Information in Appendices.

Dimensions



Tackable Acoustical-Barrier Panel, Thin Base *continued*

Specification Information

Step 1.

A8125.

Step 2. Height

39	39" high
47	47" high
53	53" high
62	62" high
67	67" high
85	85" high

Step 3. Width

24	24" wide
30	30" wide
36	36" wide
42	42" wide
48	48" wide
60	60" wide

Step 4. Power

N	(N) nonpowered with no receptacle locations
R	(R) nonpowered with receptacle locations (meets Chicago electrical code requirements)
J	(J) nonpowered with 2 receptacle and 1 communication port locations per side
G	(G) 4-circuit power with 2 receptacle and 1 communication port locations per side

Prices for Steps 1-4.

	N	R	J	G
A8125. 39 24	\$863	863	863	1130
30	\$944	944	944	1214
36	\$1019	1019	1019	1289
42	\$1042	1042	1042	1306
48	\$1078	1078	1078	1342
60	\$1306	1306	1306	1577
47 24	\$914	914	914	1181
30	\$1025	1025	1025	1292
36	\$1115	1115	1115	1379
42	\$1192	1192	1192	1463
48	\$1213	1213	1213	1479
60	\$1467	1412	1467	1736

53 24	\$982	982	982	1249
30	\$1066	1066	1066	1336
36	\$1189	1189	1189	1455
42	\$1245	1245	1245	1515
48	\$1317	1317	1317	1588
60	\$1610	1610	1610	1875
62 24	\$987	987	987	1253
30	\$1076	1076	1076	1341
36	\$1208	1208	1208	1475
42	\$1259	1259	1259	1533
48	\$1334	1334	1334	1601
60	\$1618	1618	1618	1889
67 24	\$1025	1025	1025	1292
30	\$1107	1107	1107	1374
36	\$1239	1239	1239	1506
42	\$1293	1293	1293	1561
48	\$1367	1367	1367	1639
60	\$1645	1645	1645	1914
85 24	\$1178	1178	1178	1446
30	\$1273	1273	1273	1540
36	\$1437	1437	1437	1707
42	\$1511	1511	1511	1779
48	\$1610	1610	1610	1875
60	\$1971	1971	1971	2239

Step 5. Trim/Top Cap Finish

8Q	folkstone grey	+\$0
BU	black umber	+\$0
HF	inner tone light	+\$0
LT	light tone	+\$0
LU	soft white	+\$0
MT	medium tone	+\$0
WL	sandstone	+\$0
WN	warm grey neutral	+\$0

Step 6. Cable Management Finish

8Q	folkstone grey	+\$0
BU	black umber	+\$0
HF	inner tone light	+\$0
LU	soft white	+\$0
MT	medium tone	+\$0
WL	sandstone	+\$0
WN	warm grey neutral	+\$0

Action Office® Series 2 Walls

Tackable Acoustical-Barrier Panel, Thin Base *continued*

Step 7. Surface Finish Side 1

See application chart and textiles list for fabric usage and numbers.

First 2 digits of number indicate fabric line; remaining digit(s) indicate fabric color.

For 39" high (39) with 24" wide (24), 30" wide (30), 36" wide (36), or 42" wide (42), or 48" wide (48)

Price Category 1	+\$0
Price Category 2	+\$13
Price Category 3	+\$30
Price Category 4	+\$65
Price Category 5	+\$157
Price Category B	+\$73
Price Category C	+\$110
Price Category D	+\$144
Price Category E	+\$181
Price Category F	+\$238

For 47" high (47) with 24" wide (24), 30" wide (30), 36" wide (36), or 42" wide (42), or 48" wide (48)

Price Category 1	+\$0
Price Category 2	+\$18
Price Category 3	+\$42
Price Category 4	+\$72
Price Category 5	+\$181
Price Category B	+\$82
Price Category C	+\$124
Price Category D	+\$161
Price Category E	+\$202
Price Category F	+\$281

For 53" high (53) with 24" wide (24), 30" wide (30), 36" wide (36), or 42" wide (42), or 48" wide (48)

Price Category 1	+\$0
Price Category 2	+\$19
Price Category 3	+\$47
Price Category 4	+\$77
Price Category 5	+\$222
Price Category B	+\$100
Price Category C	+\$151
Price Category D	+\$198
Price Category E	+\$239
Price Category F	+\$310

For 62" high (62) with 24" wide (24), 30" wide (30), 36" wide (36), or 42" wide (42), or 48" wide (48)

Price Category 1	+\$0
Price Category 2	+\$20
Price Category 3	+\$48
Price Category 4	+\$78
Price Category 5	+\$253
Price Category B	+\$113
Price Category C	+\$170
Price Category D	+\$224
Price Category E	+\$276
Price Category F	+\$343

For 67" high (67) with 24" wide (24), 30" wide (30), 36" wide (36), or 42" wide (42), or 48" wide (48)

Price Category 1	+\$0
Price Category 2	+\$22
Price Category 3	+\$55
Price Category 4	+\$86
Price Category 5	+\$293
Price Category B	+\$125
Price Category C	+\$187
Price Category D	+\$244
Price Category E	+\$294
Price Category F	+\$343

For 85" high (85) with 24" wide (24), 30" wide (30), 36" wide (36), or 42" wide (42), or 48" wide (48)

Price Category 1	+\$0
Price Category 2	+\$23
Price Category 3	+\$59
Price Category 4	+\$95
Price Category 5	+\$317
Price Category B	+\$140
Price Category C	+\$211
Price Category D	+\$281
Price Category E	+\$352
Price Category F	+\$140

For 39" high (39) with 60" wide (60)

Price Category 1	+\$0
Price Category 2	+\$13
Price Category 3	+\$30
Price Category 4	+\$65
Price Category B	+\$73
Price Category D	+\$144

Tackable Acoustical-Barrier Panel, Thin Base *continued*

For 47" high (47) with 60" wide (60)

Price Category 1	+\$0
Price Category 2	+\$18
Price Category 3	+\$42
Price Category 4	+\$72
Price Category B	+\$82
Price Category D	+\$161
Price Category E	+\$202

For 53" high (53) with 60" wide (60)

Price Category 1	+\$0
Price Category 2	+\$19
Price Category 3	+\$47
Price Category 4	+\$77
Price Category B	+\$100
Price Category D	+\$198

For 62" high (62) with 60" wide (60)

Price Category 1	+\$0
Price Category 2	+\$20
Price Category 3	+\$48
Price Category 4	+\$78
Price Category B	+\$113
Price Category D	+\$224

For 67" high (67) with 60" wide (60)

Price Category 1	+\$0
Price Category 2	+\$22
Price Category 3	+\$55
Price Category 4	+\$86
Price Category B	+\$125
Price Category D	+\$244

For 85" high (85) with 60" wide (60)

Price Category 1	+\$0
Price Category 2	+\$23
Price Category 3	+\$59
Price Category 4	+\$95
Price Category B	+\$140
Price Category D	+\$281

Step 8. Surface Finish Side 2

See application chart and textiles list for fabric usage and numbers.
First 2 digits of number indicate fabric line; remaining digit(s) indicate fabric color.

For 39" high (39) with 24" wide (24), 30" wide (30), 36" wide (36), or 42" wide (42), or 48" wide (48)

Price Category 1	+\$0
Price Category 2	+\$13
Price Category 3	+\$30
Price Category 4	+\$65
Price Category 5	+\$157
Price Category B	+\$73
Price Category C	+\$110
Price Category D	+\$144
Price Category E	+\$181
Price Category F	+\$238

For 47" high (47) with 24" wide (24), 30" wide (30), 36" wide (36), or 42" wide (42), or 48" wide (48)

Price Category 1	+\$0
Price Category 2	+\$18
Price Category 3	+\$42
Price Category 4	+\$72
Price Category 5	+\$181
Price Category B	+\$82
Price Category C	+\$124
Price Category D	+\$161
Price Category E	+\$202
Price Category F	+\$281

For 53" high (53) with 24" wide (24), 30" wide (30), 36" wide (36), or 42" wide (42), or 48" wide (48)

Price Category 1	+\$0
Price Category 2	+\$19
Price Category 3	+\$47
Price Category 4	+\$77
Price Category 5	+\$222
Price Category B	+\$100
Price Category C	+\$151
Price Category D	+\$198
Price Category E	+\$239
Price Category F	+\$310

Tackable Acoustical-Barrier Panel, Thin Base *continued*

Action Office® Series 2 Walls

<i>For 62" high (62) with 24" wide (24), 30" wide (30), 36" wide (36), or 42" wide (42), or 48" wide (48)</i>	
Price Category 1	+\$0
Price Category 2	+\$20
Price Category 3	+\$48
Price Category 4	+\$78
Price Category 5	+\$253
Price Category B	+\$113
Price Category C	+\$170
Price Category D	+\$224
Price Category E	+\$276
Price Category F	+\$343

<i>For 67" high (67) with 24" wide (24), 30" wide (30), 36" wide (36), or 42" wide (42), or 48" wide (48)</i>	
Price Category 1	+\$0
Price Category 2	+\$22
Price Category 3	+\$55
Price Category 4	+\$86
Price Category 5	+\$293
Price Category B	+\$125
Price Category C	+\$187
Price Category D	+\$244
Price Category E	+\$294
Price Category F	+\$343

<i>For 85" high (85) with 24" wide (24), 30" wide (30), 36" wide (36), or 42" wide (42), or 48" wide (48)</i>	
Price Category 1	+\$0
Price Category 2	+\$23
Price Category 3	+\$59
Price Category 4	+\$95
Price Category 5	+\$317
Price Category B	+\$140
Price Category C	+\$211
Price Category D	+\$281
Price Category E	+\$352
Price Category F	+\$140

<i>For 39" high (39) with 60" wide (60)</i>	
Price Category 1	+\$0
Price Category 2	+\$13
Price Category 3	+\$30
Price Category 4	+\$65
Price Category B	+\$73
Price Category D	+\$144
Price Category E	+\$181

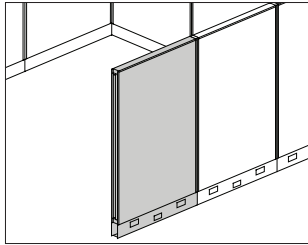
<i>For 47" high (47) with 60" wide (60)</i>	
Price Category 1	+\$0
Price Category 2	+\$18
Price Category 3	+\$42
Price Category 4	+\$72
Price Category B	+\$82
Price Category D	+\$161

<i>For 53" high (53) with 60" wide (60)</i>	
Price Category 1	+\$0
Price Category 2	+\$19
Price Category 3	+\$47
Price Category 4	+\$77
Price Category B	+\$100
Price Category D	+\$198

<i>For 62" high (62) with 60" wide (60)</i>	
Price Category 1	+\$0
Price Category 2	+\$20
Price Category 3	+\$48
Price Category 4	+\$78
Price Category B	+\$113
Price Category D	+\$224

<i>For 67" high (67) with 60" wide (60)</i>	
Price Category 1	+\$0
Price Category 2	+\$22
Price Category 3	+\$55
Price Category 4	+\$86
Price Category B	+\$125
Price Category D	+\$244

<i>For 85" high (85) with 60" wide (60)</i>	
Price Category 1	+\$0
Price Category 2	+\$23
Price Category 3	+\$59
Price Category 4	+\$95
Price Category B	+\$140
Price Category D	+\$281



Product Information

Description

This sound-reducing, structural panel has fabric surfaces, a painted top cap, cable management side covers, and adjustable glides. The panel is UL listed and has a Class A fire-retardant rating, except when upholstered with Customer's Own Material (COM).

The powered panel has a factory-installed quick connect electrical harness that distributes double-sided, 4-circuit power within a cable management raceway. Electrical components are UL listed and CSA certified.

Notes

To connect panels of equal or unequal heights, order 1 of the following products separately:

- 2-way 90° connector (A8220.), 3-way 90° connector (A8230.), or 4-way 90° connector (A8240.)
- 2-way 120° connector (A8221.) or 3-way 120° connector (A8231.)
- Draw rod (AO215.) or change-of-height draw rod (AO219.)
- Spacer (A8260.)

To finish exposed end of panel or connector, order 1 of the following products separately:

- Change-of-height finished end, panel/connector (AO259.)
- Change-of-height finished end, panel/panel (AO272.)
- Finished end (A8271.)

To convert nonpowered panel to powered panel, order base power adapter (A8354. or A8355.) separately.

For powered panel, order 4-circuit receptacle (K1311.) separately.

For cable capacity information, see Cable Capacity Charts in Omni.

Panel accepts Customer's Own Material (COM). Yardage is estimated for nondirectional, 54"-wide fabrics; yardage for 60"-wide panel is estimated for nondirectional, 66"-wide fabrics.

Height—Width—Yardage

53"—12" to 24"—1⁵/₈

53"—30" to 60"—3¹/₄

62"—12" to 24"—1⁷/₈

62"—30" to 60"—3³/₄

67"—12" to 24"—2

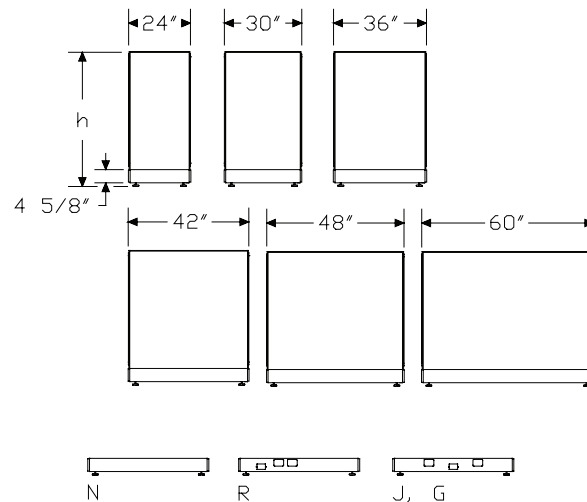
67"—30" to 60"—4

85"—12" to 24"—2¹/₂

85"—30" to 60"—5

For information on multiple quantities or directional fabrics, contact COM Department. See Order Information in Appendices.

Dimensions



Acoustical Panel, Thin Base

continued

Action Office® Series 2 Walls

Specification Information				
Step 1.				
A8131.				
Step 2. Height				
53	53" high			
62	62" high			
67	67" high			
85	85" high			
Step 3. Width				
24	24" wide			
30	30" wide			
36	36" wide			
42	42" wide			
48	48" wide			
60	60" wide			
Step 4. Power				
N	(N) nonpowered with no receptacle locations			
R	(R) nonpowered with receptacle locations (meets Chicago electrical code requirements)			
J	(J) nonpowered with 2 receptacle and 1 communication port locations per side			
G	(G) 4-circuit power with 2 receptacle and 1 communication port locations per side			
Prices for Steps 1-4.				
	N	R	J	G
A8131. 53 24	\$975	975	975	1242
30	\$1059	1059	1059	1324
36	\$1183	1183	1183	1444
42	\$1243	1243	1243	1501
48	\$1308	1308	1308	1569
60	\$1600	1600	1600	1860
62 24	\$981	981	981	1246
30	\$1068	1068	1068	1330
36	\$1201	1201	1201	1460
42	\$1253	1253	1253	1514
48	\$1324	1324	1324	1582
60	\$1613	1613	1613	1874
67 24	\$1018	1018	1018	1277
30	\$1098	1098	1098	1364
36	\$1228	1228	1228	1491
42	\$1286	1286	1286	1552
48	\$1363	1363	1363	1620
60	\$1632	1632	1632	1897

85 24	\$1158	1158	1158	1422
30	\$1263	1263	1263	1527
36	\$1426	1426	1426	1682
42	\$1501	1501	1501	1765
48	\$1600	1600	1600	1860
60	\$1957	1957	1957	2218

Step 5. Trim/Top Cap Finish			
8Q	folkstone grey		+\$0
BU	black umber		+\$0
HF	inner tone light		+\$0
LT	light tone		+\$0
LU	soft white		+\$0
MT	medium tone		+\$0
WL	sandstone		+\$0
WN	warm grey neutral		+\$0

Step 6. Cable Management Finish			
8Q	folkstone grey		+\$0
BU	black umber		+\$0
HF	inner tone light		+\$0
LU	soft white		+\$0
MT	medium tone		+\$0
WL	sandstone		+\$0
WN	warm grey neutral		+\$0

Step 7. Surface Finish Side 1			
<i>See application chart and textiles list for fabric usage and numbers.</i>			
<i>First 2 digits of number indicate fabric line; remaining digit(s) indicate fabric color.</i>			

<i>For 53" high (53) with 24" wide (24), 30" wide (30), 36" wide (36), or 42" wide (42), or 48" wide (48)</i>			
Price Category 1			+\$0
Price Category 2			+\$19
Price Category 3			+\$47
Price Category 4			+\$77
Price Category 5			+\$222
Price Category B			+\$100
Price Category C			+\$151
Price Category D			+\$198
Price Category E			+\$239
Price Category F			+\$310

Acoustical Panel, Thin Base

continued

For 62" high (62) with 24" wide (24), 30" wide (30), 36" wide (36), or 42" wide (42), or 48" wide (48)

Price Category 1	+\$0
Price Category 2	+\$20
Price Category 3	+\$48
Price Category 4	+\$78
Price Category 5	+\$253
Price Category B	+\$113
Price Category C	+\$170
Price Category D	+\$224
Price Category E	+\$276
Price Category F	+\$343

For 67" high (67) with 24" wide (24), 30" wide (30), 36" wide (36), or 42" wide (42), or 48" wide (48)

Price Category 1	+\$0
Price Category 2	+\$22
Price Category 3	+\$55
Price Category 4	+\$86
Price Category 5	+\$293
Price Category B	+\$125
Price Category C	+\$187
Price Category D	+\$244
Price Category E	+\$294
Price Category F	+\$343

For 85" high (85) with 24" wide (24), 30" wide (30), 36" wide (36), or 42" wide (42), or 48" wide (48)

Price Category 1	+\$0
Price Category 2	+\$23
Price Category 3	+\$59
Price Category 4	+\$95
Price Category 5	+\$317
Price Category B	+\$140
Price Category C	+\$211
Price Category D	+\$281
Price Category E	+\$352
Price Category F	+\$430

For 53" high (53) with 60" wide (60)

Price Category 1	+\$0
Price Category 2	+\$19
Price Category 3	+\$47
Price Category 4	+\$77
Price Category B	+\$100
Price Category D	+\$198

For 62" high (62) with 60" wide (60)

Price Category 1	+\$0
Price Category 2	+\$20
Price Category 3	+\$48
Price Category 4	+\$78
Price Category B	+\$113
Price Category D	+\$224

For 67" high (67) with 60" wide (60)

Price Category 1	+\$0
Price Category 2	+\$22
Price Category 3	+\$55
Price Category 4	+\$86
Price Category B	+\$125
Price Category D	+\$244

For 85" high (85) with 60" wide (60)

Price Category 1	+\$0
Price Category 2	+\$23
Price Category 3	+\$59
Price Category 4	+\$95
Price Category B	+\$140
Price Category D	+\$281

Step 8. Surface Finish Side 2

See application chart and textiles list for fabric usage and numbers.

First 2 digits of number indicate fabric line; remaining digit(s) indicate fabric color.

For 53" high (53) with 24" wide (24), 30" wide (30), 36" wide (36), or 42" wide (42), or 48" wide (48)

Price Category 1	+\$0
Price Category 2	+\$19
Price Category 3	+\$47
Price Category 4	+\$77
Price Category 5	+\$222
Price Category B	+\$100
Price Category C	+\$151
Price Category D	+\$198
Price Category E	+\$239
Price Category F	+\$310

Acoustical Panel, Thin Base

continued

Action Office® Series 2 Walls

<i>For 62" high (62) with 24" wide (24), 30" wide (30), 36" wide (36), or 42" wide (42), or 48" wide (48)</i>	
Price Category 1	+\$0
Price Category 2	+\$20
Price Category 3	+\$48
Price Category 4	+\$78
Price Category 5	+\$253
Price Category B	+\$113
Price Category C	+\$170
Price Category D	+\$224
Price Category E	+\$276
Price Category F	+\$343

<i>For 67" high (67) with 24" wide (24), 30" wide (30), 36" wide (36), or 42" wide (42), or 48" wide (48)</i>	
Price Category 1	+\$0
Price Category 2	+\$22
Price Category 3	+\$55
Price Category 4	+\$86
Price Category 5	+\$293
Price Category B	+\$125
Price Category C	+\$187
Price Category D	+\$244
Price Category E	+\$294
Price Category F	+\$343

<i>For 85" high (85) with 24" wide (24), 30" wide (30), 36" wide (36), or 42" wide (42), or 48" wide (48)</i>	
Price Category 1	+\$0
Price Category 2	+\$23
Price Category 3	+\$59
Price Category 4	+\$95
Price Category 5	+\$317
Price Category B	+\$140
Price Category C	+\$211
Price Category D	+\$281
Price Category E	+\$352
Price Category F	+\$430

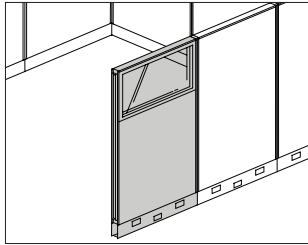
<i>For 53" high (53) with 60" wide (60)</i>	
Price Category 1	+\$0
Price Category 2	+\$19
Price Category 3	+\$47
Price Category 4	+\$77
Price Category B	+\$100
Price Category D	+\$198

<i>For 62" high (62) with 60" wide (60)</i>	
Price Category 1	+\$0
Price Category 2	+\$20
Price Category 3	+\$48
Price Category 4	+\$78
Price Category B	+\$113
Price Category D	+\$224

<i>For 67" high (67) with 60" wide (60)</i>	
Price Category 1	+\$0
Price Category 2	+\$22
Price Category 3	+\$55
Price Category 4	+\$86
Price Category B	+\$125
Price Category D	+\$244

<i>For 85" high (85) with 60" wide (60)</i>	
Price Category 1	+\$0
Price Category 2	+\$23
Price Category 3	+\$59
Price Category 4	+\$95
Price Category B	+\$140
Price Category D	+\$281

Partial-Glazed Panel, Thin Base A8164.



Product Information

Description

This structural panel has a 14"-high glass insert with a painted frame and top cap, a fabric-covered lower section, cable management side covers, and adjustable glides. It is UL listed and has a Class A fire-retardant rating, except when upholstered with Customer's Own Material (COM).

Powered panel has a factory-installed quick connect electrical harness that distributes double-sided, 4-circuit power within a cable management raceway. Electrical components are UL listed and CSA certified.

Notes

To connect panels of equal or unequal heights, order 1 of the following products separately:

- 2-way 90° connector (A8220.), 3-way 90° connector (A8230.), or 4-way 90° connector (A8240.)
- 2-way 120° connector (A8221.) or 3-way 120° connector (A8231.)
- Draw rod (AO215.) or change-of-height draw rod (AO219.)
- Spacer (A8260.)

To finish exposed end of panel or connector, order 1 of the following products separately:

- Change-of-height finished end, panel/connector (AO259.)
- Change-of-height finished end, panel/panel (AO272.)
- Finished end (A8271.)

To convert nonpowered panel to powered panel, order base power adapter (A8354. or A8355.) separately.

For powered panel, order 4-circuit receptacle (K1311.) separately.

For cable capacity information, see Cable Capacity Charts in Omni.

Fabric-covered lower section accepts Customer's Own Material (COM).

Yardage is estimated for nondirectional, 54"-wide fabrics.

Height—Width—Yardage

35"—24"—1¹/₄

35"—30" to 48"—2¹/₃

49"—24"—1⁵/₈

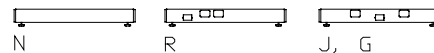
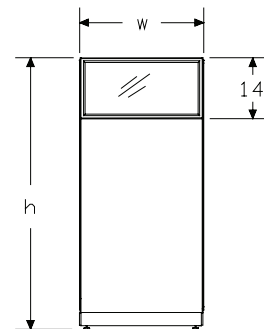
49"—30" to 48"—3¹/₄

67"—24"—2

67"—30" to 48"—4

For information on multiple quantities or directional fabrics, contact COM Department. See Order Information in Appendices.

Dimensions



Partial-Glazed Panel, Thin Base

continued

Action Office® Series 2 Walls

Specification Information					
Step 1.					
A8164.					
Step 2. Height					
53	53" high				
67	67" high				
85	85" high				
Step 3. Width					
24	24" wide				
30	30" wide				
36	36" wide				
48	48" wide				
Step 4. Power					
N	(N) nonpowered with no receptacle locations				
R	(R) nonpowered with receptacle locations (meets Chicago electrical code requirements)				
J	(J) nonpowered with 2 receptacle and 1 communication port locations per side				
G	(G) 4-circuit power with 2 receptacle and 1 communication port locations per side				
Prices for Steps 1-4.					
		N	R	J	G
A8164. 53 24		\$2076	2076	2076	2533
	30	\$2175	2175	2175	2606
	36	\$2277	2277	2277	2685
	48	\$2397	2397	2397	2828
	67 24	\$2242	2242	2242	2732
	30	\$2301	2301	2301	2761
	36	\$2365	2365	2365	2788
	48	\$2523	2523	2523	2981
	85 24	\$2399	2399	2399	2925
	30	\$2475	2475	2475	2973
	36	\$2552	2552	2552	3006
	48	\$2693	2693	2693	3183
Step 5. Glazing Finish					
TR	clear				+\$0
34	opal glaze				+\$84

Step 6. Trim/Top Cap Finish		
8Q	folkstone grey	+\$0
BU	black umber	+\$0
HF	inner tone light	+\$0
LT	light tone	+\$0
LU	soft white	+\$0
MT	medium tone	+\$0
WL	sandstone	+\$0
WN	warm grey neutral	+\$0

Step 7. Cable Management Finish		
8Q	folkstone grey	+\$0
BU	black umber	+\$0
HF	inner tone light	+\$0
LU	soft white	+\$0
MT	medium tone	+\$0
WL	sandstone	+\$0
WN	warm grey neutral	+\$0

Step 8. Surface Finish Side 1		
<i>See application chart and textiles list for fabric usage and numbers.</i>		
<i>First 2 digits of number indicate fabric line; remaining digit(s) indicate fabric color.</i>		

For 53" high (53)	
Price Category 1	+\$0
Price Category 2	+\$19
Price Category 3	+\$47
Price Category 4	+\$77
Price Category 5	+\$222
Price Category B	+\$100
Price Category C	+\$151
Price Category D	+\$198
Price Category E	+\$239
Price Category F	+\$310

For 67" high (67)	
Price Category 1	+\$0
Price Category 2	+\$22
Price Category 3	+\$55
Price Category 4	+\$86
Price Category 5	+\$293
Price Category B	+\$125
Price Category C	+\$187
Price Category D	+\$244
Price Category E	+\$294
Price Category F	+\$343

Partial-Glazed Panel, Thin Base

continued

For 85" high (85)

Price Category 1	+\$0
Price Category 2	+\$23
Price Category 3	+\$59
Price Category 4	+\$95
Price Category 5	+\$317
Price Category B	+\$140
Price Category C	+\$211
Price Category D	+\$281
Price Category E	+\$352
Price Category F	+\$430

Step 9. Surface Finish Side 2

See application chart and textiles list for fabric usage and numbers.

First 2 digits of number indicate fabric line; remaining digit(s) indicate fabric color.

For 53" high (53)

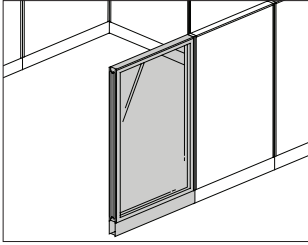
Price Category 1	+\$0
Price Category 2	+\$19
Price Category 3	+\$47
Price Category 4	+\$77
Price Category 5	+\$222
Price Category B	+\$100
Price Category C	+\$151
Price Category D	+\$198
Price Category E	+\$239
Price Category F	+\$310

For 67" high (67)

Price Category 1	+\$0
Price Category 2	+\$22
Price Category 3	+\$55
Price Category 4	+\$86
Price Category 5	+\$293
Price Category B	+\$125
Price Category C	+\$187
Price Category D	+\$244
Price Category E	+\$294
Price Category F	+\$310

For 85" high (85)

Price Category 1	+\$0
Price Category 2	+\$23
Price Category 3	+\$59
Price Category 4	+\$95
Price Category 5	+\$317
Price Category B	+\$140
Price Category C	+\$211
Price Category D	+\$281
Price Category E	+\$352
Price Category F	+\$430



Product Information

Description

This nonpowered structural panel has a painted frame and top cap, a translucent acrylic insert, cable management side covers, and adjustable glides. It cannot be used as a return panel.

Notes

To connect panels of equal or unequal heights, order 1 of the following products separately:

- 2-way 90° connector (A8220.), 3-way 90° connector (A8230.), or 4-way 90° connector (A8240.)
- 2-way 120° connector (A8221.) or 3-way 120° connector (A8231.)
- Draw rod (AO215.) or change-of-height draw rod (AO219.)
- Spacer (A8260.)

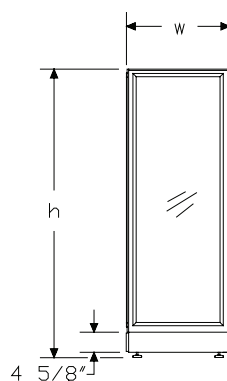
For information, see Action Office Series 2 Planning Guide.

To finish exposed end of panel or connector, order 1 of the following products separately:

- Change-of-height finished end, panel/connector (AO259.)
- Change-of-height finished end, panel/panel (AO272.)
- Finished end (A8271.)

For cable capacity information, see Cable Capacity Charts in Omni.

Dimensions



Specification Information

Step 1.

A8161.

Step 2. Height

62	62" high
67	67" high
85	85" high

Step 3. Width

24N	24" wide
30N	30" wide
36N	36" wide
42N	42" wide
48N	48" wide

Prices for Steps 1-3.

	24N	30N	36N	42N	48N
A8161. 62	\$1840	2079	2317	2552	2796
67	\$1900	2165	2562	2759	2960
85	\$2243	2556	3038	3278	3518

Step 4. Frame Finish

8Q	folkstone grey	+\$0
BU	black umber	+\$0
HF	inner tone light	+\$0
LT	light tone	+\$0
LU	soft white	+\$0
MT	medium tone	+\$0
WL	sandstone	+\$0
WN	warm grey neutral	+\$0

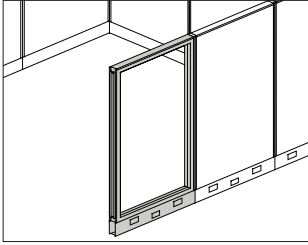
Step 5. Glazing Finish

TR	clear	+\$0
J9	opal frosted	+\$278

Step 6. Trim/Top Cap Finish

8Q	folkstone grey	+\$0
BU	black umber	+\$0
HF	inner tone light	+\$0
LT	light tone	+\$0
LU	soft white	+\$0
MT	medium tone	+\$0
WL	sandstone	+\$0
WN	warm grey neutral	+\$0

Step 7. Cable Management Finish		
8Q	folkstone grey	+\$0
BU	black umber	+\$0
HF	inner tone light	+\$0
LU	soft white	+\$0
MT	medium tone	+\$0
WL	sandstone	+\$0
WN	warm grey neutral	+\$0



Product Information

Description

This structural panel has an opening for communicating and sharing equipment. It has a painted frame and top cap, cable management side covers, and adjustable glides. The panel cannot be used as a return panel. It is UL listed and has a Class A fire-retardant rating. The powered panel has a factory-installed quick connect electrical harness that distributes double-sided, 4-circuit power within a cable management raceway. Electrical components are UL listed and CSA certified.

Notes

To connect panels of equal or unequal heights, order 1 of the following products separately:

- 2-way 90° connector (A8220.), 3-way 90° connector (A8230.), or 4-way 90° connector (A8240.)
- 2-way 120° connector (A8221.) or 3-way 120° connector (A8231.)
- Draw rod (AO215.) or change-of-height draw rod (AO219.)
- Spacer (A8260.)

For information, see Action Office Series 2 Planning Guide.

To finish exposed end of panel or connector, order 1 of the following products separately:

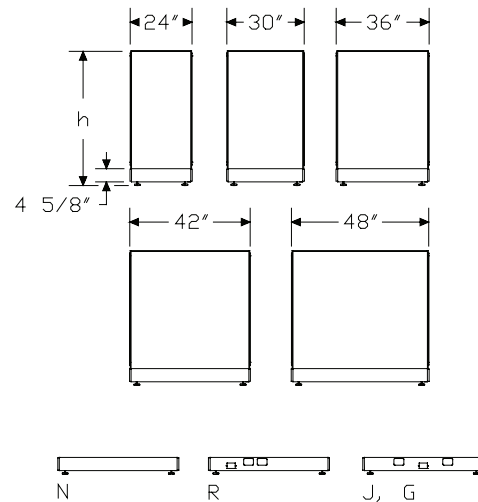
- Change-of-height finished end, panel/connector (AO259.)
- Change-of-height finished end, panel/panel (AO272.)
- Finished end (A8271.)

To convert nonpowered panel to powered panel, order base power adapter (A8354. or A8355.) separately.

For powered panel, order 4-circuit receptacle (K1311.) separately.

For cable capacity information, see Cable Capacity Charts in Omni.

Dimensions



Open Panel Frame, Thin Base

continued

Specification Information

Step 1.

A8150.

Step 2. Height

62	62" high
67	67" high
85	85" high

Step 3. Width

24	24" wide
30	30" wide
36	36" wide
42	42" wide
48	48" wide

Step 4. Power

N	(N) nonpowered with no receptacle locations
R	(R) nonpowered with receptacle locations (meets Chicago electrical code requirements)
J	(J) nonpowered with 2 receptacle and 1 communication port locations per side
G	(G) 4-circuit power with 2 receptacle and 1 communication port locations per side

Prices for Steps 1-4.

	N	R	J	G
A8150. 62 24	\$885	885	885	1204
30	\$927	927	927	1249
36	\$970	970	970	1291
42	\$1013	1013	1013	1332
48	\$1043	1043	1043	1367
67 24	\$925	925	925	1244
30	\$967	967	967	1288
36	\$1012	1012	1012	1330
42	\$1045	1045	1045	1375
48	\$1087	1087	1087	1406
85 24	\$974	974	974	1292
30	\$1043	1043	1043	1367
36	\$1158	1158	1158	1479
42	\$1214	1214	1214	1531
48	\$1268	1268	1268	1588

Step 5. Frame Finish

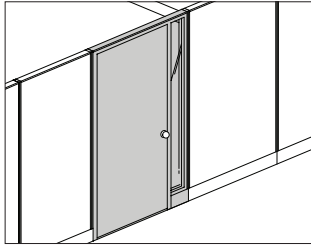
8Q	folkstone grey	+\$0
BU	black umber	+\$0
HF	inner tone light	+\$0
LT	light tone	+\$0
LU	soft white	+\$0
MT	medium tone	+\$0
WL	sandstone	+\$0
WN	warm grey neutral	+\$0

Step 6. Trim/Top Cap Finish

8Q	folkstone grey	+\$0
BU	black umber	+\$0
HF	inner tone light	+\$0
LT	light tone	+\$0
LU	soft white	+\$0
MT	medium tone	+\$0
WL	sandstone	+\$0
WN	warm grey neutral	+\$0

Step 7. Cable Management Finish

8Q	folkstone grey	+\$0
BU	black umber	+\$0
HF	inner tone light	+\$0
LU	soft white	+\$0
MT	medium tone	+\$0
WL	sandstone	+\$0
WN	warm grey neutral	+\$0



Product Information

Description

This 85"-high, 48"-wide panel has a painted frame and top cap, an acrylic side panel insert, a laminate or veneer door, 2 cable management side covers, and adjustable glides. The door can be installed to swing left or right and to open in or out. The door cannot be keyed alike. Electrical wires and voice/data cables cannot be routed through this panel. Shipped knocked down.

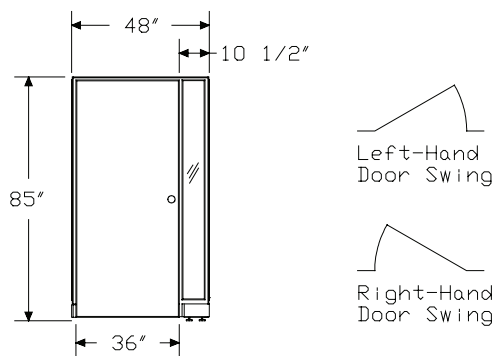
Notes

To connect panels of equal heights, order 1 of the following products separately:

- 2-way 90° connector (A8220.), 3-way 90° connector (A8230.), or 4-way 90° connector (A8240.)
- 2-way 120° connector (A8221.) or 3-way 120° connector (A8231.)
- Draw rod (AO215.)
- Spacer (A8260.)

Lever handle conforms to guidelines of Americans with Disabilities Act (ADA).

Dimensions



Specification Information

Step 1.

A8191.8548 \$4629

Step 2. Frame Finish

8Q	folkstone grey	+\$0
BU	black umber	+\$0
HF	inner tone light	+\$0
LT	light tone	+\$0
LU	soft white	+\$0
MT	medium tone	+\$0
WL	sandstone	+\$0
WN	warm grey neutral	+\$0

Step 3. Door Finish

Solid-Color Laminate

8Q	folkstone grey	+\$0
HF	inner tone light	+\$0
LT	light tone	+\$0
LU	soft white	+\$0
WL	sandstone	+\$0
WN	warm grey neutral	+\$0

Wood Veneer

UL	natural maple A	+\$1160
-----------	------------------------	---------

Step 4. Knob handle

NN	none	+\$0
KE	door knob - silver	+\$89
LV	lever - silver	+\$444

Step 5. Side Panel Acrylic Finish

TR	clear	+\$0
J9	opal frosted	+\$278

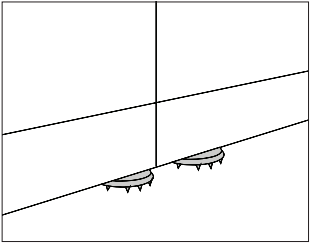
Step 6. Trim/Top Cap Finish

8Q	folkstone grey	+\$0
BU	black umber	+\$0
HF	inner tone light	+\$0
LT	light tone	+\$0
LU	soft white	+\$0
MT	medium tone	+\$0
WL	sandstone	+\$0
WN	warm grey neutral	+\$0

Step 7. Cable Management Finish		
8Q	folkstone grey	+\$0
BU	black umber	+\$0
HF	inner tone light	+\$0
LU	soft white	+\$0
MT	medium tone	+\$0
WL	sandstone	+\$0
WN	warm grey neutral	+\$0

Carpet Gripper

G1190.



Product Information

Description

These molded plastic grippers fit onto the adjustable glides of frames and panels manufactured after 1998 and provide added stability on carpet. They cannot be used on hard floors. Finish is black. Package contains 25.

Notes

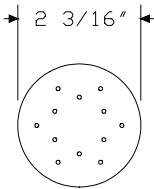
For Action Office® Series 1 and Series 2 panels or Ethospace® frames manufactured before 1998, order service part number UAY00B. For Prospects® panels manufactured before 1998, order service part number UKY004.

Dimensions

Specification Information

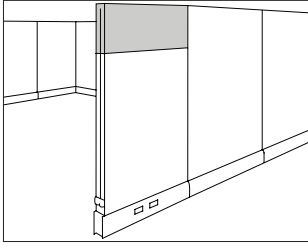
Step 1.

G1190.01	A	\$78
-----------------	----------	------



Action Office® Series 2 Walls

Stacking Fabric-Covered Panel A1126.



Product Information

Description

This 14"-high panel attaches to the top of an Action Office Series 1 or Series 2 panel and to an adjacent panel or stacking panel and/or connector of equal or greater height. It has fabric surfaces. The panel can stack on another stacking fabric-covered panel. It cannot span 2 panels. The panel is UL listed and has a Class A fire-retardant rating, except when upholstered with Customer's Own Material (COM).

The stacking fabric-covered panel cannot stack on top of:

- Cable management panel frame
- Door panel
- Glazed panel
- Open panel frame
- Partial-glazed panel
- Stacking glass panel

Notes

For appropriate planning applications, see Action Office Series 2 Planning Guide Addendum.

To connect stacking panel to equal- or unequal-height panel or stacking panel, order 1 of the following products separately:

- Stacking 2-way connector (A1226. or A1227.), spacer (A1266.), 3-way connector (A1236. or A1237.), or 4-way connector (A1246.)
- Stacking L-connector for low/high panel (A1219.)
- Stacking L-connector for unequal heights or end of run (A1218.)
- Stacking T- or L-connector for equal heights (A1214. or A1217.)

To connect stacking panel to full-height spacer or connector, order stacking panel-to-connector attachment kit (A1293.) separately.

To finish exposed end of stacking panel, order appropriate finished end separately:

- Stacking change-of-height finished end (A1277.)
- Stacking finished end (A1276. or A8276.)

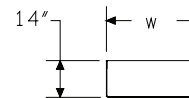
Stacking panel accepts Customer's Own Material (COM). Yardage is estimated for nondirectional, 54"-wide fabrics.

Height—Yardage

14"—1¹/₄

For information on multiple quantities or directional fabrics, contact COM Department. See Order Information in Appendices.

Dimensions



Stacking Fabric-Covered Panel

continued

Action Office® Series 2 Walls

Specification Information

Step 1.

A1126.14

Step 2. Width

24	24" wide
30	30" wide
36	36" wide
42	42" wide
48	48" wide

Prices for Steps 1-2.

A1126.14 24	\$420
30	\$452
36	\$476
42	\$507
48	\$537

Step 3. Trim/Top Cap Finish

8Q	folkstone grey	+\$0
BU	black umber	+\$0
HF	inner tone light	+\$0
LT	light tone	+\$0
LU	soft white	+\$0
MT	medium tone	+\$0
SG	slate grey	+\$0
WL	sandstone	+\$0
WN	warm grey neutral	+\$0

Step 4. Surface Finish Side 1

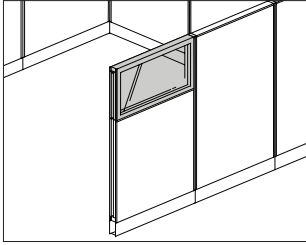
See application chart and textiles list for fabric usage and numbers.
First 2 digits of number indicate fabric line; remaining digit(s) indicate fabric color.

Price Category 1	+\$0
Price Category 2	+\$6
Price Category 3	+\$10
Price Category 4	+\$20
Price Category 5	+\$77
Price Category B	+\$38
Price Category C	+\$58
Price Category D	+\$77
Price Category E	+\$96
Price Category F	+\$131

Step 5. Surface Finish Side 2

See application chart and textiles list for fabric usage and numbers.
First 2 digits of number indicate fabric line; remaining digit(s) indicate fabric color.

Price Category 1	+\$0
Price Category 2	+\$6
Price Category 3	+\$10
Price Category 4	+\$20
Price Category 5	+\$77
Price Category B	+\$38
Price Category C	+\$58
Price Category D	+\$77
Price Category E	+\$96
Price Category F	+\$131



Product Information

Description

This panel attaches to the top of an Action Office Series 1 or Series 2 panel and to an adjacent panel or stacking panel and/or connector of equal or greater height. It has a painted frame with a glass insert. The stacking glass panel can stack on 1 stacking fabric-covered panel. It cannot span 2 panels. The panel is UL listed.

The stacking glass panel cannot stack on top of:

- Cable management panel frame
- Door panel
- Glazed panel
- Open panel frame
- Partial-glazed panel
- Stacking glass panel

Notes

For appropriate planning applications, see Action Office Planning Guide Addendum.

To connect stacking panel to equal- or unequal-height panel or stacking panel, order 1 of the following products separately:

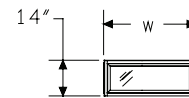
- Stacking 2-way connector (A1226. or A1227.), spacer (A1266.), 3-way connector (A1236. or A1237.), or 4-way connector (A1246.)
- Stacking L-connector for low/high panel (A1219.)
- Stacking L-connector for unequal heights or end of run (A1218.)
- Stacking T- or L-connector for equal heights (A1214. or A1217.)

To connect stacking panel to full-height spacer or connector, order stacking panel-to-connector attachment kit (A1293.) separately.

To finish exposed end of stacking panel, order appropriate finished end separately:

- Stacking change-of-height finished end (A1277.)
- Stacking finished end (A1276. or A8276.)

Dimensions



Specification Information

Step 1.

A1169.14

Step 2. Width

24	24" wide
30	30" wide
36	36" wide
42	42" wide
48	48" wide

Prices for Steps 1-2.

A1169.14	24	\$1003
	30	\$1024
	36	\$1049
	42	\$1335
	48	\$1355

Step 3. Frame/Trim/Top Cap Finish

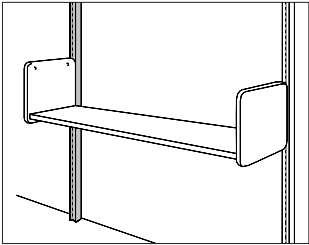
8Q	folkstone grey	+\$0
BU	black umber	+\$0
HF	inner tone light	+\$0
LT	light tone	+\$0
LU	soft white	+\$0
MT	medium tone	+\$0
SG	slate grey	+\$0
WL	sandstone	+\$0
WN	warm grey neutral	+\$0

Step 4. Glass Finish

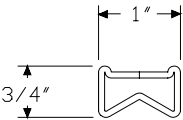
TR	clear	+\$0
34	opal glaze	+\$84

Wall Strip

A0213.



Product Information
Description
This wall strip attaches with wall fasteners to a structural wall to support hanging components. 2 wall strips are required to hang a component.
The 60"-high wall strip requires 8 fasteners; the 72"-high wall strip requires 9 fasteners; and the 84"-high wall strip requires 11 fasteners.
Notes
Order wall fasteners (X1192.) separately.
Dimensions

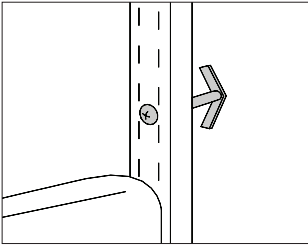


Specification Information
Step 1.
A0213.
Step 2. Height
60 60" high
72 72" high
84 84" high
Prices for Steps 1-2.
A0213.60 \$95
72 \$104
84 \$108
Step 3. Surface Finish
8Q folkstone grey +\$0
BU black umber +\$0
HF inner tone light +\$0
LT light tone +\$0
LU soft white +\$0
MT medium tone +\$0
WL sandstone +\$0
WN warm grey neutral +\$0

Action Office® Series 2 Walls

Wall Fastener

X1192.



Product Information

Description
This black pan head fastener attaches a wall strip to a wall. Package contains 100.

Notes
Specify fastener based on wall construction:

- 1½"-long #10 pan head sheet metal screw (X1192.1) fastens into anchors in cement blocks, poured walls, and brick
- 3"-long #10 pan head sheet metal screw (X1192.2) fastens into studs or TC toggles in drywall
- 3"-long #10 pan head machine screw (X1192.3) fastens into toggle wall strip anchor (X1191.) or wing toggle in drywall.

For drywall applications using X1192.3 wall fasteners, toggle wall strip anchors (X1191.) or equivalent fasteners are recommended; order separately.

Specification Information

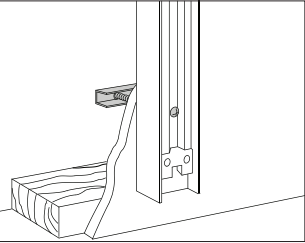
Step 1.
X1192.

Step 2. Size	
1	no. 10, 1½" sheet metal screw
2	no. 10, 3" sheet metal screw
3	no. 10, 3" machine screw

Prices for Steps 1-2.	
X1192. 1	\$50
2	\$50
3	\$85

Toggle Wall Strip Anchor

X1191.



Product Information

Description

This anchor provides extra support for a wall hanger strip. Package contains 100.

Notes

Recommended for use in all drywall installations. Use with wall fastener (X1192.3).

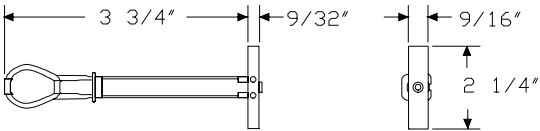
Dimensions

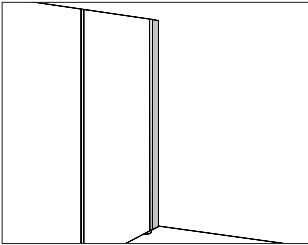
Specification Information

Step 1.

X1191.

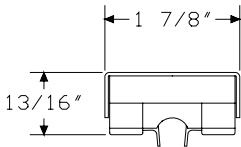
\$558





Action Office® Series 2 Walls

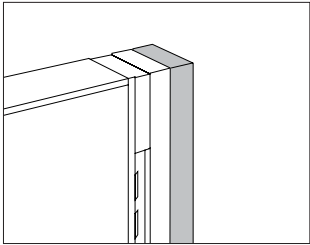
Product Information
Description
This assembly connects a panel to an architectural wall, column, or panel of equal height at a 90° angle.
Notes
For Action Office® Series 1 panels or Co/Struc® C-series panels, specify wall start height to match panel height.
For Action Office Series 2 panels, specify wall start as follows:
<ul style="list-style-type: none">• 32"-high panel, AO210.27• 39"-high panel, AO210.34• 47"-high panel, AO210.42• 53"-high panel, AO210.48• 62"-high panel, AO210.57• 67"-high panel, AO210.62• 85"-high panel, AO210.80
Wall start requires draw rod of equal height; order draw rod (AO215.) separately.
To fill gap between wall start used next to wall strip, order wall filler strip (AO212.) separately.
Dimensions



Specification Information
Step 1.
AO210.
Step 2. Height
2727" high
3434" high
4242" high
4848" high
5757" high
6262" high
8080" high
Prices for Steps 1-2.
AO210.27\$108
34\$116
42\$116
48\$116
57\$122
62\$122
80\$133
Step 3. Surface Finish
8Qfolkstone grey+\$0
BUblack umber+\$0
HFinner tone light+\$0
LTlight tone+\$0
LUsoft white+\$0
MTmedium tone+\$0
SGslate grey <input type="checkbox"/> A+\$0
WLSandstone+\$0
WNwarm grey neutral+\$0

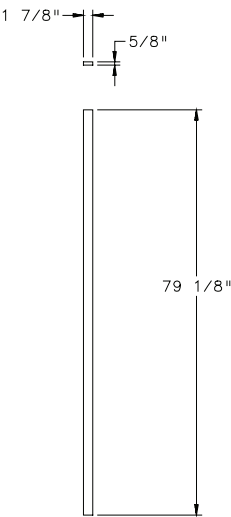
Wall Filler Strip

A0212.



Product Information
Description
This fiberboard filler strip fills the gap between a wall start used next to a wall strip. It is 79" long and can be field cut to the appropriate length. Finish is black. Package contains 4.
Dimensions

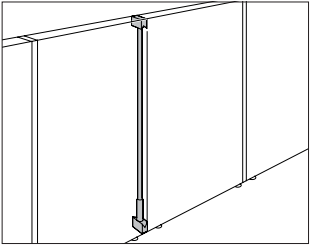
Specification Information
Step 1.
A0212. \$280



Action Office® Series 2 Walls

Draw Rod

A0215.



Action Office® Series 2 Walls

Product Information

Description

This draw rod connects Action Office® Series 1 or 2 panels or Co/Struc® C-series panels of equal heights in a straight line.

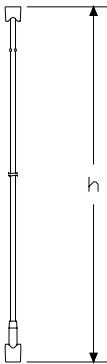
Notes

For Action Office Series 1 panels or Co/Struc C-series panels, specify draw rod height to match panel height.

For Action Office Series 2 panels, specify draw rod as follows:

- 32"-high panel, A0215.27
- 39"-high panel, A0215.34
- 47"-high panel, A0215.42
- 53"-high panel, A0215.48
- 62"-high panel, A0215.57
- 67" high panel, A0215.62
- 85"-high panel, A0215.80

Dimensions



Specification Information

Step 1.

A0215.

Step 2. Height

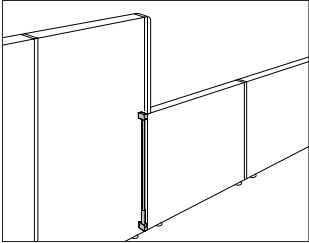
27	27" high
34	34" high
42	42" high
48	48" high
57	57" high
62	62" high
80	80" high

Prices for Steps 1-2.

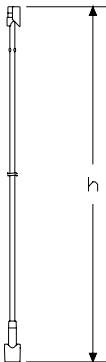
A0215.27	\$41
34	\$43
42	\$43
48	\$44
57	\$44
62	\$44
80	\$48

Draw Rod, Change of Height

AO219.



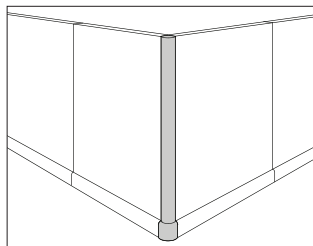
Product Information
Description
This draw rod connects Action Office® Series 1 or 2 panels or Co/Struc® C-series panels of unequal heights in a straight line.
Notes
Specify draw rod height to match height of lower panel.
For Action Office Series 2 panels, specify draw rod as follows:
• 32"-high panel, AO219.27
• 39"-high panel, AO219.34
• 47"-high panel, AO219.42
• 53"-high panel, AO219.48
• 62"-high panel, AO219.57
• 67"-high panel, AO219.62
For Co/Struc C-series panels, specify draw rod as follows:
• 48"-high panel, AO219.48
To finish exposed end of higher panel, order panel/panel change-of-height finished end (AO272.) separately.
Dimensions



Specification Information	
Step 1.	
AO219.	
Step 2. Height	
27	27" high
34	34" high
42	42" high
48	48" high
57	57" high
62	62" high
Prices for Steps 1-2.	
AO219.27	\$45
34	\$48
42	\$48
48	\$49
57	\$49
62	\$49

2-Way 90° Connector

A1220.



Product Information

Description

This connector joins 2 panels of equal or unequal heights at a 90° angle. It has a cable management side cover and an enameled surface.

Notes

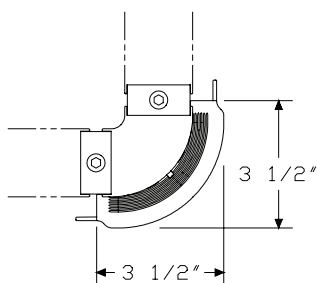
When connecting panels of unequal heights, specify connector height to match height of higher panel.

When using a 67"-high connector with a 62"-high panel, order connector through Herman Miller Options. 67"-high connectors do not allow for this 5" change-of-height application due to hole pattern locations.

To finish exposed end of connector, order change-of-height finished end, panel/connector (AO259.) separately.

When specifying panels with cable/energy barrier, order cable/energy barrier connector (A1381.1) separately.

Dimensions



Specification Information

Step 1.

A1220.

Step 2. Height

32	32" high
39	39" high
47	47" high
53	53" high
62	62" high
67	67" high
85	85" high

Step 3. Surface Material

H	hard surfaced
----------	---------------

Prices for Steps 1-3.

	H
A1220. 32	\$184
39	\$190
47	\$213
53	\$225
62	\$241
67	\$243
85	\$274

Step 4. Surface Finish

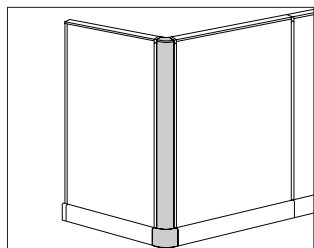
8Q	folkstone grey	+\$0
BU	black umber	+\$0
HF	inner tone light	+\$0
LT	light tone	+\$0
LU	soft white	+\$0
MT	medium tone	+\$0
SG	slate grey	+\$0
WL	sandstone	+\$0
WN	warm grey neutral	+\$0

Step 5. Cable Management Finish

8Q	folkstone grey	+\$0
BU	black umber	+\$0
HF	inner tone light	+\$0
LU	soft white	+\$0
MT	medium tone	+\$0
SG	slate grey	+\$0
WL	sandstone	+\$0
WN	warm grey neutral	+\$0

2-Way 120° Connector

A1221.



Product Information

Description

This connector joins 2 panels of equal or unequal heights at a 120° angle. It has a cable management side cover and an enameled or fabric surface.

Notes

When connecting panels of unequal heights, specify connector height to match height of higher panel.

To finish exposed end of connector, order change-of-height finished end, panel/connector (A0259.) separately.

Fabric-covered connector accepts Customer's Own Material (COM).

Yardage is estimated for nondirectional fabrics and for 1 to 5 units.

Height—Yardage

32"—1

39"—1 1/4

47"—1 1/3

53"—1 1/2

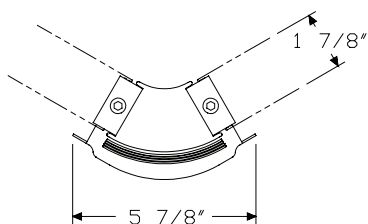
62"—2

67"—2

85"—2 1/2

For information on larger quantities or directional fabrics, contact COM Department. See Order Information in Appendices.

Dimensions



Specification Information

Step 1.

A1221.

Step 2. Height

32 32" high

39 39" high

47 47" high

53 53" high

62 62" high

67 67" high

85 85" high

Step 3. Surface Material

H hard surfaced

F fabric covered

Prices for Steps 1-3.

	H	F
A1221. 32	\$312	363
39	\$322	376
47	\$345	401
53	\$366	423
62	\$386	438
67	\$401	453
85	\$449	499

Step 4.

Surface Finish

For hard surfaced (H)

8Q	folkstone grey	+\$0
BU	black umber	+\$0
HF	inner tone light	+\$0
LT	light tone	+\$0
LU	soft white	+\$0
MT	medium tone	+\$0
SG	slate grey	+\$0
WL	sandstone	+\$0
WN	warm grey neutral	+\$0

Trim/Top Cap Finish

For fabric covered (F)

8Q	folkstone grey	+\$0
BU	black umber	+\$0
HF	inner tone light	+\$0
LT	light tone	+\$0
LU	soft white	+\$0
MT	medium tone	+\$0
SG	slate grey	+\$0
WL	sandstone	+\$0
WN	warm grey neutral	+\$0

Step 5. Cable Management Finish

8Q	folkstone grey	+\$0
BU	black umber	+\$0
HF	inner tone light	+\$0
LU	soft white	+\$0
MT	medium tone	+\$0
SG	slate grey	+\$0
WL	sandstone	+\$0
WN	warm grey neutral	+\$0

Step 6. Surface Finish

For fabric covered (F)

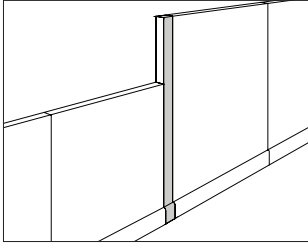
See application chart and textiles list for fabric usage and numbers.

First 2 digits of number indicate fabric line; remaining digit(s) indicate fabric color.

Price Category 1	+\$0
Price Category 2	+\$20
Price Category 3	+\$26
Price Category 4	+\$35
Price Category 5	+\$74
Price Category B	+\$25
Price Category C	+\$47
Price Category D	+\$61
Price Category E	+\$74
Price Category F	+\$88

Spacer

A1260.



Product Information

Description

This spacer joins 2 panels of equal or unequal heights in a straight line and also compensates for dimensional gain in a panel run. It has 2 cable management side covers and enameled or fabric surfaces.

Notes

When connecting panels of unequal heights, specify spacer height to match height of higher panel.

When using a 67"-high connector with a 62"-high panel, order connector through Herman Miller Options. 67"-high connectors do not allow for this 5" change-of-height application due to hole pattern locations.

To finish exposed end of spacer, order change-of-height finished end, panel/connector (A0259.) separately.

When specifying panels with cable/energy barrier, order cable/energy barrier connector (A1381.2) separately.

Fabric-covered spacer accepts Customer's Own Material (COM).

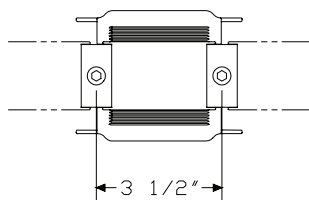
Yardage is estimated for nondirectional fabrics and for 1 to 5 units.

Height—Yardage

32"—1
39"—1 1/4
47"—1 1/3
53"—1 1/2
62"—2
67"—2
85"—2 1/2

For information on larger quantities or directional fabrics, contact COM Department. See Order Information in Appendices.

Dimensions



Specification Information

Step 1.

A1260.

Step 2. Height

32	32" high
39	39" high
47	47" high
53	53" high
62	62" high
67	67" high
85	85" high

Step 3. Surface Material

H	hard surfaced
F	fabric

Prices for Steps 1-3.

	H	F
A1260. 32	\$234	298
39	\$241	311
47	\$250	339
53	\$263	355
62	\$292	365
67	\$295	368
85	\$324	422

Step 4.

Surface Finish

For hard surfaced (H)

8Q	folkstone grey	+\$0
BU	black umber	+\$0
HF	inner tone light	+\$0
LT	light tone	+\$0
LU	soft white	+\$0
MT	medium tone	+\$0
SG	slate grey	+\$0
WL	sandstone	+\$0
WN	warm grey neutral	+\$0

Trim/Top Cap Finish

For fabric (F)

8Q	folkstone grey	+\$0
BU	black umber	+\$0
HF	inner tone light	+\$0
LT	light tone	+\$0
LU	soft white	+\$0
MT	medium tone	+\$0
SG	slate grey	+\$0
WL	sandstone	+\$0
WN	warm grey neutral	+\$0

Step 5. Cable Management Finish

8Q	folkstone grey	+\$0
BU	black umber	+\$0
HF	inner tone light	+\$0
LU	soft white	+\$0
MT	medium tone	+\$0
SG	slate grey	+\$0
WL	sandstone	+\$0
WN	warm grey neutral	+\$0

Step 6. Surface Finish

For fabric (F)

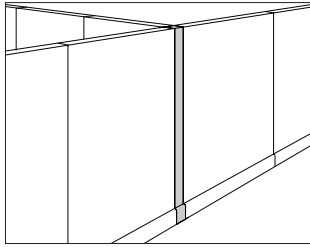
See application chart and textiles list for fabric usage and numbers.

First 2 digits of number indicate fabric line; remaining digit(s) indicate fabric color.

Price Category 1	+\$0
Price Category 2	+\$20
Price Category 3	+\$26
Price Category 4	+\$35
Price Category 5	+\$74
Price Category B	+\$25
Price Category C	+\$47
Price Category D	+\$61
Price Category E	+\$77
Price Category F	+\$88

3-Way 90° Connector

A1230.



Product Information

Description

This connector joins 3 panels of equal or unequal heights at 90° angles. It has a cable management side cover and an enameled surface.

Notes

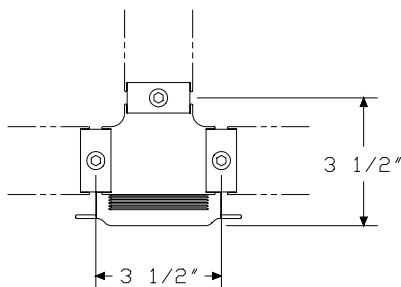
When connecting panels of unequal heights, specify connector height to match height of highest panel.

When using a 67"-high connector with a 62"-high panel, order connector through Herman Miller Options. 67"-high connectors do not allow for this 5" change-of-height application due to hole pattern locations.

To finish exposed end of connector, order change-of-height finished end, panel/connector (A0259.) separately.

When specifying panels with cable/energy barrier, order cable/energy barrier connector (A1381.3) separately.

Dimensions



Specification Information

Step 1.

A1230.

Step 2. Height

32	32" high
39	39" high
47	47" high
53	53" high
62	62" high
67	67" high
85	85" high

Step 3. Surface Material

H	hard surfaced
----------	---------------

Prices for Steps 1-3.

	H
A1230. 32	\$315
39	\$329
47	\$345
53	\$373
62	\$400
67	\$402
85	\$456

Step 4. Surface Finish

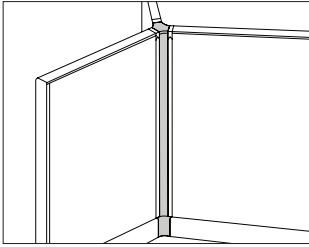
8Q	folkstone grey	+\$0
BU	black umber	+\$0
HF	inner tone light	+\$0
LT	light tone	+\$0
LU	soft white	+\$0
MT	medium tone	+\$0
SG	slate grey	+\$0
WL	sandstone	+\$0
WN	warm grey neutral	+\$0

Step 5. Cable Management Finish

8Q	folkstone grey	+\$0
BU	black umber	+\$0
HF	inner tone light	+\$0
LU	soft white	+\$0
MT	medium tone	+\$0
SG	slate grey	+\$0
WL	sandstone	+\$0
WN	warm grey neutral	+\$0

3-Way 120° Connector

A1231.



Product Information

Description

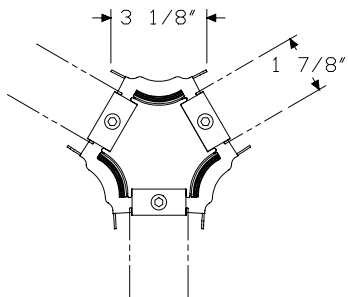
This connector joins 3 panels of equal or unequal heights at 120° angles. It has a cable management side cover and an enameled surface.

Notes

When connecting panels of unequal heights, specify connector height to match height of highest panel.

To finish exposed end of connector, order change-of-height finished end, panel/connector (A0259.) separately.

Dimensions



Specification Information

Step 1.

A1231.

Step 2. Height

32	32" high
39	39" high
47	47" high
53	53" high
62	62" high
67	67" high
85	85" high

Prices for Steps 1-2.

A1231. 32	\$457
39	\$479
47	\$524
53	\$558
62	\$589
67	\$618
85	\$698

Step 3. Surface Finish

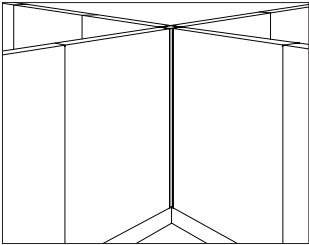
8Q	folkstone grey	+\$0
BU	black umber	+\$0
HF	inner tone light	+\$0
LT	light tone	+\$0
LU	soft white	+\$0
MT	medium tone	+\$0
SG	slate grey	+\$0
WL	sandstone	+\$0
WN	warm grey neutral	+\$0

Step 4. Cable Management Finish

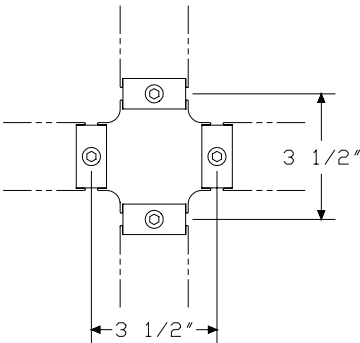
8Q	folkstone grey	+\$0
BU	black umber	+\$0
HF	inner tone light	+\$0
LU	soft white	+\$0
MT	medium tone	+\$0
SG	slate grey	+\$0
WL	sandstone	+\$0
WN	warm grey neutral	+\$0

4-Way 90° Connector

A1240.

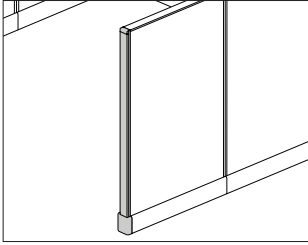


Product Information
Description
This connector joins 4 panels of equal or unequal heights at 90° angles and has an enameled surface. It does not require a cable management side cover.
Notes
When connecting panels of unequal heights, specify connector height to match height of highest panel.
When using a 67"-high connector with a 62"-high panel, order connector through Herman Miller Options. 67"-high connectors do not allow for this 5" change-of-height application due to hole pattern locations.
To finish exposed end of connector, order change-of-height finished end, panel/connector (A0259.) separately.
When specifying panels with cable/energy barrier, order cable/energy barrier connector (A1381.4) separately.
Dimensions



Specification Information
Step 1.
A1240.
Step 2. Height
32H 32" high
39H 39" high
47H 47" high
53H 53" high
62H 62" high
67H 67" high
85H 85" high
Prices for Steps 1-2.
A1240. 32H \$391
39H \$403
47H \$433
53H \$468
62H \$513
67H \$518
85H \$578

Step 3. Top Cap Finish
8Q folkstone grey +\$0
BU black umber +\$0
HF inner tone light +\$0
LT light tone +\$0
LU soft white +\$0
MT medium tone +\$0
SG slate grey +\$0
WL sandstone +\$0
WN warm grey neutral +\$0

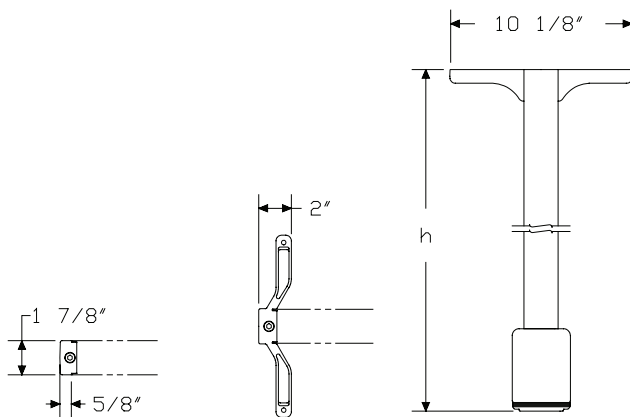
**Product Information****Description**

This cover finishes the exposed end of a panel and includes a cable management end cover.

The standard finished end is plastic with a vinyl surface; the finished end with transaction surface end support is metal with an enameled surface.

Notes

To support transaction surface and to finish exposed end of panel, specify finished end with transaction surface end support.

Dimensions

Standard

With Transaction
Surface End Support**Specification Information****Step 1.****A1271.****Step 2. Height**

32	32" high
39	39" high
47	47" high
53	53" high
62	62" high
67	67" high
85	85" high

Step 3. Configuration

H	standard
T	with transaction surface end support

Prices for Steps 1-3.

	H	T
A1271. 32	\$89	156
39	\$94	159
47	\$97	168
53	\$101	177
62	\$105	182
67	\$105	182
85	\$112	186

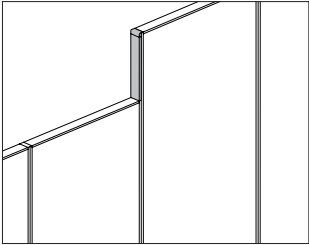
Step 4. Surface Finish

8Q	folkstone grey	+\$0
BU	black umber	+\$0
HF	inner tone light	+\$0
LT	light tone	+\$0
LU	soft white	+\$0
MT	medium tone	+\$0
SG	slate grey	+\$0
WL	sandstone	+\$0
WN	warm grey neutral	+\$0

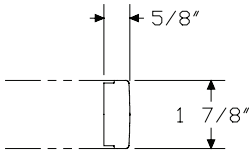
Step 5. Cable Management Finish

8Q	folkstone grey	+\$0
BU	black umber	+\$0
HF	inner tone light	+\$0
LU	soft white	+\$0
MT	medium tone	+\$0
SG	slate grey	+\$0
WL	sandstone	+\$0
WN	warm grey neutral	+\$0

Finished End, Change of Height, Panel/Panel AO272.

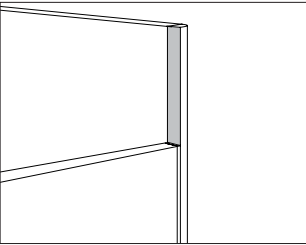


Product Information
Description This cover finishes the exposed end of a panel that joins panels of unequal heights. It is 32" long but can be field cut to the appropriate length.
Notes For Action Office® Series 1 and Series 2 applications, the maximum change of height is 28".
Dimensions

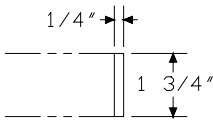


Specification Information		
Step 1.		
AO272.		\$50
Step 2. Surface Finish		
8Q	folkstone grey	+\$0
BU	black umber	+\$0
HF	inner tone light	+\$0
LT	light tone	+\$0
LU	soft white	+\$0
MT	medium tone	+\$0
SG	slate grey A	+\$0
WL	sandstone	+\$0
WN	warm grey neutral	+\$0

Finished End, Change of Height, A0259. Panel/Connector



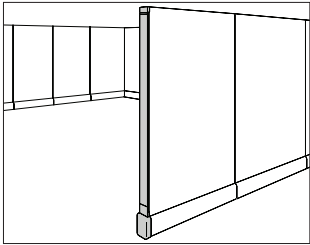
Product Information
Description This cover finishes the exposed end of a connector that joins panels of unequal heights.
Notes For Action Office® Series 1 and Series 2 applications, the maximum change of height is 28".
Dimensions



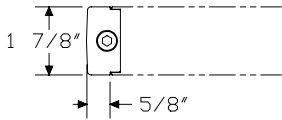
Specification Information
Step 1. A0259.
\$48
Step 2. Surface Finish
8Q folkstone grey
BU black umber
HF inner tone light
LT light tone
LU soft white
MT medium tone
SG slate grey A
WL sandstone
WN warm grey neutral

Seismic Finished End

A1250.

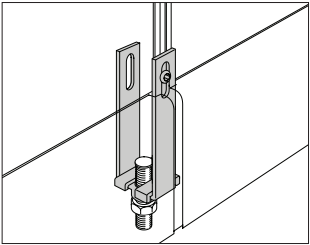


Product Information
Description
This seismic cover finishes the exposed end of a panel. It has a draw block that accepts a seismic bracket to meet the state of California seismic codes, and includes a cable management end cover.
Notes
Order floor anchor bracket, Action Office Series 2 (CO485.) separately.
Dimensions



Specification Information
Step 1.
A1250.
Step 2. Height
39S 39" high
47S 47" high
53S 53" high
62S 62" high
67S 67" high
85S 85" high
Prices for Steps 1-2.
A1250. 39S \$174
47S \$185
53S \$189
62S \$196
67S \$196
85S \$204
Step 3. Surface Finish
HF inner tone light +\$0
LT light tone +\$0
LU soft white +\$0
MT medium tone +\$0
WL sandstone +\$0
WN warm grey neutral +\$0
Step 4. Cable Management Finish
HF inner tone light +\$0
LU soft white +\$0
MT medium tone +\$0
WL sandstone +\$0
WN warm grey neutral +\$0

Floor Anchor Bracket, Action Office® Series 2C0485

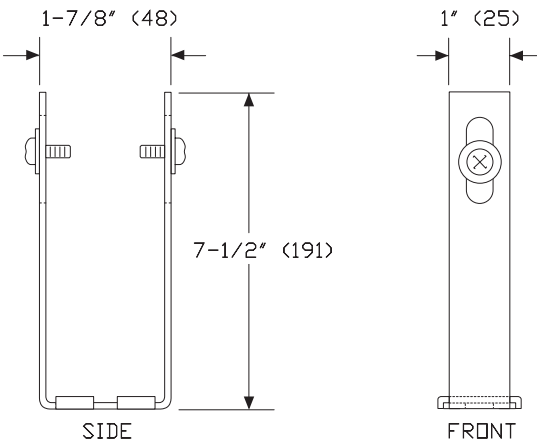


Product Information

Description
This bracket fastens both sides of an Action Office® Series 2 panel to the floor and is designed for use in areas requiring seismic components. Package contains 10.

Notes
Order the following products separately:
• Draw rod (C0215.)
• Floor anchor adapter kit (C0552.)
• Seismic finished end (A1250.)
Customer must supply required concrete anchors.

Dimensions

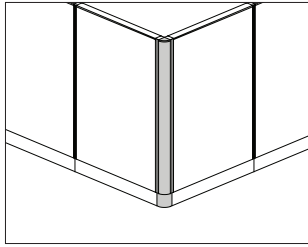


Specification Information

Step 1.		
C0485		\$1147
Step 2. Finish		
HF	inner tone light	+\$0
LT	light tone	+\$0
LU	soft white	+\$0
WN	warm grey neutral	+\$0

Action Office® Series 2 Walls

2-Way 90° Connector, Thin Base A8220.



Product Information

Description

This connector joins 2 panels of equal or unequal heights at a 90° angle. It has a cable management side cover and an enameled or fabric surface.

Notes

When connecting panels of unequal heights, specify connector height to match height of higher panel.

When using a 67"-high connector with a 62"-high panel, order connector through Herman Miller Options. 67"-high connectors do not allow for this 5" change-of-height application due to hole pattern locations.

To finish exposed end of connector, order change-of-height finished end, panel/connector (A0259.) separately.

Fabric-covered connector accepts Customer's Own Material (COM).

Yardage is estimated for nondirectional fabrics and for 1 to 5 units.

Height—Yardage

32"—1

39"—1¹/₄

47"—1¹/₃

53"—1¹/₂

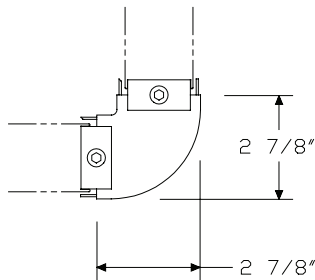
62"—2

67"—2

85"—2¹/₂

For information on larger quantities or directional fabrics, contact COM Department. See Order Information in Appendices.

Dimensions



Specification Information

Step 1.

A8220.

Step 2. Height

32	32" high
39	39" high
47	47" high
53	53" high
62	62" high
67	67" high
85	85" high

Step 3. Surface Material

H	hard surfaced
F	fabric

Prices for Steps 1-3.

	H	F
A8220. 32	\$190	263
39	\$199	272
47	\$220	293
53	\$232	316
62	\$246	321
67	\$250	325
85	\$285	370

Step 4.

Surface Finish

For hard surfaced (H)

8Q	folkstone grey	+\$0
BU	black umber	+\$0
HF	inner tone light	+\$0
LT	light tone	+\$0
LU	soft white	+\$0
MT	medium tone	+\$0
WL	sandstone	+\$0
WN	warm grey neutral	+\$0

2-Way 90° Connector, Thin Base

continued

Action Office® Series 2 Walls

Trim/Top Cap Finish

For fabric (F)

8Q	folkstone grey	+\$0
BU	black umber	+\$0
HF	inner tone light	+\$0
LT	light tone	+\$0
LU	soft white	+\$0
MT	medium tone	+\$0
WL	sandstone	+\$0
WN	warm grey neutral	+\$0

Step 5. Cable Management Finish

8Q	folkstone grey	+\$0
BU	black umber	+\$0
HF	inner tone light	+\$0
LU	soft white	+\$0
MT	medium tone	+\$0
WL	sandstone	+\$0
WN	warm grey neutral	+\$0

Step 6. Surface Finish

For fabric (F)

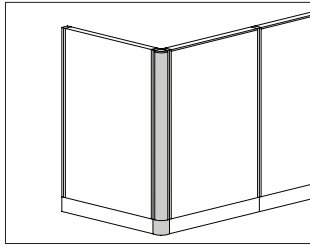
See application chart and textiles list for fabric usage and numbers.

First 2 digits of number indicate fabric line; remaining digit(s) indicate fabric color.

Price Category 1	+\$0
Price Category 2	+\$20
Price Category 3	+\$26
Price Category 4	+\$35
Price Category 5	+\$74
Price Category B	+\$25
Price Category C	+\$47
Price Category D	+\$61
Price Category E	+\$77
Price Category F	+\$88

2-Way 120° Connector, Thin Base

A8221.



Product Information

Description

This connector joins 2 panels of equal or unequal heights at a 120° angle. It has a cable management side cover and an enameled or fabric surface.

Notes

When connecting panels of unequal heights, specify connector height to match height of higher panel.

To finish exposed end of connector, order change-of-height finished end, panel/connector (A0259.) separately.

Fabric-covered connector accepts Customer's Own Material (COM).

Yardage is estimated for nondirectional fabrics and for 1 to 5 units.

Height—Yardage

32"—1

39"—1¹/₄

47"—1¹/₃

53"—1¹/₂

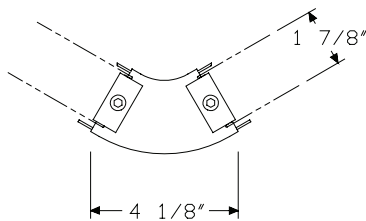
62"—2

67"—2

85"—2¹/₂

For information on larger quantities or directional fabrics, contact COM Department. See Order Information in Appendices.

Dimensions



Specification Information

Step 1.

A8221.

Step 2. Height

32 32" high

39 39" high

47 47" high

53 53" high

62 62" high

67 67" high

85 85" high

Step 3. Surface Material

H hard surfaced

F fabric covered

Prices for Steps 1-3.

	H	F
A8221. 32	\$315	382
39	\$329	392
47	\$352	423
53	\$373	441
62	\$391	459
67	\$406	474
85	\$454	524

Step 4.

Surface Finish

For hard surfaced (H)

8Q	folkstone grey	+\$0
BU	black umber	+\$0
HF	inner tone light	+\$0
LT	light tone	+\$0
LU	soft white	+\$0
MT	medium tone	+\$0
WL	sandstone	+\$0
WN	warm grey neutral	+\$0

2-Way 120° Connector, Thin Base *continued*

Action Office® Series 2 Walls

Trim/Top Cap Finish

For fabric covered (F)

8Q	folkstone grey	+\$0
BU	black umber	+\$0
HF	inner tone light	+\$0
LT	light tone	+\$0
LU	soft white	+\$0
MT	medium tone	+\$0
WL	sandstone	+\$0
WN	warm grey neutral	+\$0

Step 5. Cable Management Finish

8Q	folkstone grey	+\$0
BU	black umber	+\$0
HF	inner tone light	+\$0
LU	soft white	+\$0
MT	medium tone	+\$0
WL	sandstone	+\$0
WN	warm grey neutral	+\$0

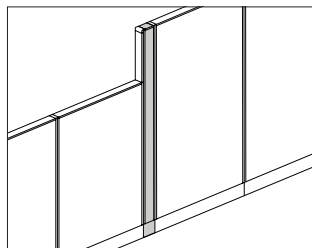
Step 6. Surface Finish

For fabric covered (F)

See application chart and textiles list for fabric usage and numbers.

First 2 digits of number indicate fabric line; remaining digit(s) indicate fabric color.

Price Category 1	+\$0
Price Category 2	+\$20
Price Category 3	+\$26
Price Category 4	+\$35
Price Category 5	+\$74
Price Category B	+\$25
Price Category C	+\$47
Price Category D	+\$61
Price Category E	+\$61
Price Category F	+\$88



Product Information

Description

This spacer joins 2 panels of equal or unequal heights in a straight line and compensates for dimensional gain in a panel run. It has 2 cable management side covers and enameled or fabric surfaces.

Notes

When connecting panels of unequal heights, specify spacer height to match height of higher panel.

When using a 67"-high spacer with a 62"-high panel, order connector through Herman Miller Options. 67"-high spacers do not allow for this 5" change-of-height application due to hole pattern locations.

To finish exposed end of spacer, order change-of-height finished end, panel/connector (A0259.) separately.

To route power through spacer, order thin base power harness extender (A8342.) separately.

Fabric-covered spacer accepts Customer's Own Material (COM).

Yardage is estimated for nondirectional fabrics and for 1 to 5 units.

Height—Yardage

32"—1

39"—1¹/₄

47"—1¹/₃

53"—1¹/₂

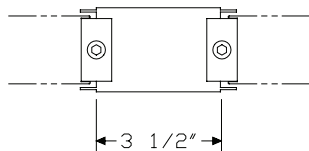
62"—2

67"—2

85"—2¹/₂

For information on larger quantities or directional fabrics, contact COM Department. See Order Information in Appendices.

Dimensions



Specification Information

Step 1.

A8260.

Step 2. Height

32 32" high

39 39" high

47 47" high

53 53" high

62 62" high

67 67" high

85 85" high

Step 3. Surface Material

H hard surfaced

F fabric

Prices for Steps 1-3.

	H	F
A8260. 32	\$233	308
39	\$239	318
47	\$249	347
53	\$263	364
62	\$292	373
67	\$297	377
85	\$324	435

Step 4.

Surface Finish

For hard surfaced (H)

8Q	folkstone grey	+\$0
BU	black umber	+\$0
HF	inner tone light	+\$0
LT	light tone	+\$0
LU	soft white	+\$0
MT	medium tone	+\$0
WL	sandstone	+\$0
WN	warm grey neutral	+\$0

Trim/Top Cap Finish

For fabric (F)

8Q	folkstone grey	+\$0
BU	black umber	+\$0
HF	inner tone light	+\$0
LT	light tone	+\$0
LU	soft white	+\$0
MT	medium tone	+\$0
WL	sandstone	+\$0
WN	warm grey neutral	+\$0

Step 5. Cable Management Finish

8Q	folkstone grey	+\$0
BU	black umber	+\$0
HF	inner tone light	+\$0
LU	soft white	+\$0
MT	medium tone	+\$0
WL	sandstone	+\$0
WN	warm grey neutral	+\$0

Step 6. Surface Finish

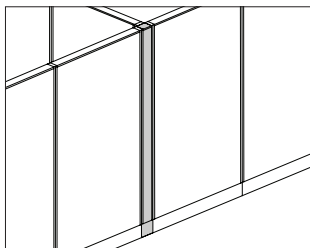
For fabric (F)

See application chart and textiles list for fabric usage and numbers.

First 2 digits of number indicate fabric line; remaining digit(s) indicate fabric color.

Price Category 1	+\$0
Price Category 2	+\$20
Price Category 3	+\$26
Price Category 4	+\$35
Price Category 5	+\$74
Price Category B	+\$25
Price Category C	+\$47
Price Category D	+\$61
Price Category E	+\$77
Price Category F	+\$88

3-Way 90° Connector, Thin Base A8230.



Product Information

Description

This connector joins 3 panels of equal or unequal heights at 90° angles. It has a cable management side cover and an enameled or fabric surface.

Notes

When connecting panels of unequal heights, specify connector height to match height of highest panel.

When using a 67"-high connector with a 62"-high panel, order connector through Herman Miller Options. 67"-high connectors do not allow for this 5" change-of-height application due to hole pattern locations.

To finish exposed end of connector, order change-of-height finished end, panel/connector (A0259.) separately.

To route power through connector in a straight line, order thin base power harness extender (A8342.) separately.

Fabric-covered connector accepts Customer's Own Material (COM).

Yardage is estimated for nondirectional fabrics and for 1 to 5 units.

Height—Yardage

32"—1

39"—1¹/₄

47"—1¹/₃

53"—1¹/₂

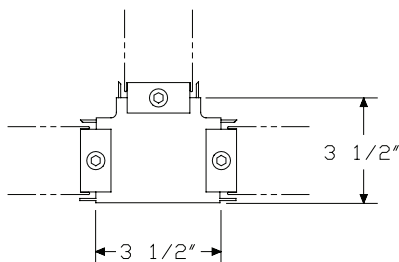
62"—2

67"—2

85"—2¹/₂

For information on larger quantities or directional fabrics, contact COM Department. See Order Information in Appendices.

Dimensions



Specification Information

Step 1.

A8230.

Step 2. Height

32	32" high
39	39" high
47	47" high
53	53" high
62	62" high
67	67" high
85	85" high

Step 3. Surface Material

H	hard surfaced
F	fabric

Prices for Steps 1-3.

	H	F
A8230. 32	\$316	395
39	\$330	413
47	\$349	444
53	\$374	463
62	\$401	474
67	\$403	477
85	\$459	549

Step 4.

Surface Finish

For hard surfaced (H)

8Q	folkstone grey	+\$0
BU	black umber	+\$0
HF	inner tone light	+\$0
LT	light tone	+\$0
LU	soft white	+\$0
MT	medium tone	+\$0
WL	sandstone	+\$0
WN	warm grey neutral	+\$0

3-Way 90° Connector, Thin Base

continued

Action Office® Series 2 Walls

Trim/Top Cap Finish

For fabric (F)

8Q	folkstone grey	+\$0
BU	black umber	+\$0
HF	inner tone light	+\$0
LT	light tone	+\$0
LU	soft white	+\$0
MT	medium tone	+\$0
WL	sandstone	+\$0
WN	warm grey neutral	+\$0

Step 5. Cable Management Finish

8Q	folkstone grey	+\$0
BU	black umber	+\$0
HF	inner tone light	+\$0
LU	soft white	+\$0
MT	medium tone	+\$0
WL	sandstone	+\$0
WN	warm grey neutral	+\$0

Step 6. Surface Finish

For fabric (F)

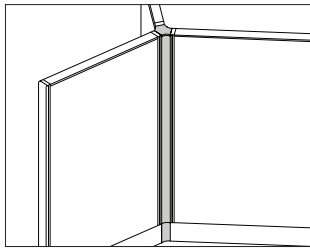
See application chart and textiles list for fabric usage and numbers.

First 2 digits of number indicate fabric line; remaining digit(s) indicate fabric color.

Price Category 1	+\$0
Price Category 2	+\$20
Price Category 3	+\$26
Price Category 4	+\$35
Price Category 5	+\$74
Price Category B	+\$25
Price Category C	+\$47
Price Category D	+\$61
Price Category E	+\$77
Price Category F	+\$88

3-Way 120° Connector, Thin Base

A8231.



Product Information

Description

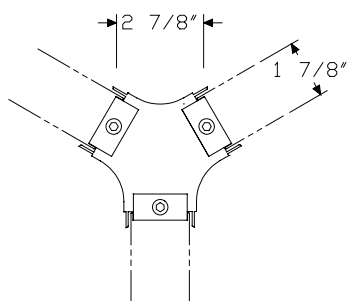
This connector joins 3 panels of equal or unequal heights at 120° angles. It has a cable management side cover and an enameled surface.

Notes

When connecting panels of unequal heights, specify connector height to match height of highest panel.

To finish exposed end of connector, order change-of-height finished end, panel/connector (A0259.) separately.

Dimensions



Specification Information

Step 1.

A8231.

Step 2. Height

32	32" high
39	39" high
47	47" high
53	53" high
62	62" high
67	67" high
85	85" high

Prices for Steps 1-2.

A8231. 32	\$436
39	\$459
47	\$497
53	\$530
62	\$560
67	\$589
85	\$662

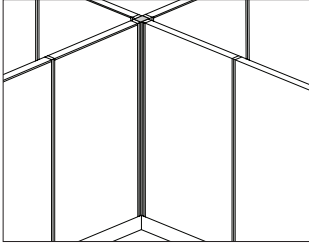
Step 3. Surface Finish

8Q	folkstone grey	+\$0
BU	black umber	+\$0
HF	inner tone light	+\$0
LT	light tone	+\$0
LU	soft white	+\$0
MT	medium tone	+\$0
WL	sandstone	+\$0
WN	warm grey neutral	+\$0

Step 4. Cable Management Finish

8Q	folkstone grey	+\$0
BU	black umber	+\$0
HF	inner tone light	+\$0
LU	soft white	+\$0
MT	medium tone	+\$0
WL	sandstone	+\$0
WN	warm grey neutral	+\$0

4-Way 90° Connector, Thin Base A8240.



Product Information

Description

This connector joins 4 panels of equal or unequal heights at 90° angles and has an enameled surface. It does not require a cable management side cover.

Notes

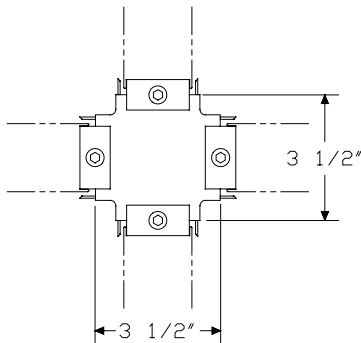
When connecting panels of unequal heights, specify connector height to match height of highest panel.

When using a 67"-high connector with a 62"-high panel, order connector through Herman Miller Options. 67"-high connectors do not allow for this 5" change-of-height application due to hole pattern locations.

To finish exposed end of connector, order change-of-height finished end, panel/connector (A0259.) separately.

To route power through connector in a straight line, order thin base power harness extender (A8342.) separately.

Dimensions



Specification Information

Step 1.

A8240.

Step 2. Height

32H	32" high
39H	39" high
47H	47" high
53H	53" high
62H	62" high
67H	67" high
85H	85" high

Prices for Steps 1-2.

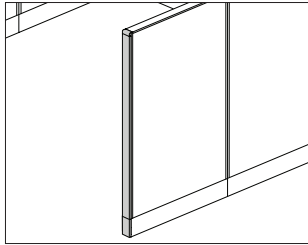
A8240. 32H	\$391
39H	\$403
47H	\$433
53H	\$468
62H	\$513
67H	\$518
85H	\$578

Step 3. Surface Finish

8Q	folkstone grey	+\$0
BU	black umber	+\$0
HF	inner tone light	+\$0
LT	light tone	+\$0
LU	soft white	+\$0
MT	medium tone	+\$0
WL	sandstone	+\$0
WN	warm grey neutral	+\$0

Step 4. Cable Management Finish

8Q	folkstone grey	+\$0
BU	black umber	+\$0
HF	inner tone light	+\$0
LU	soft white	+\$0
MT	medium tone	+\$0
WL	sandstone	+\$0
WN	warm grey neutral	+\$0



Product Information

Description

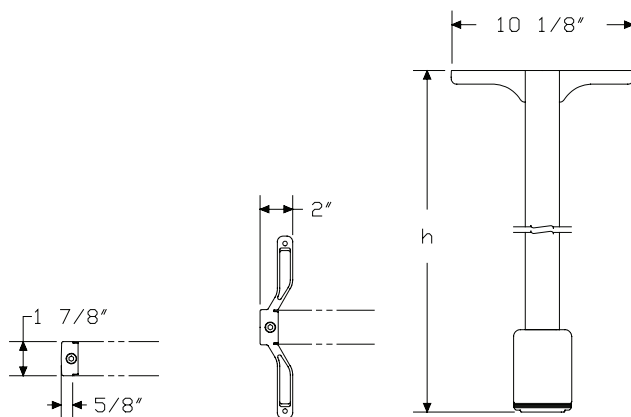
This cover finishes the exposed end of a panel and includes a cable management end cover.

The standard finished end is plastic with a vinyl surface; the finished end with transaction surface end support is metal with an enameled surface.

Notes

To support transaction surface and to finish exposed end of panel, specify finished end with transaction surface end support.

Dimensions



Standard

With Transaction
Surface End Support

Specification Information

Step 1.

A8271.

Step 2. Height

32	32" high
39	39" high
47	47" high
53	53" high
62	62" high
67	67" high
85	85" high

Step 3. Configuration

H	standard
T	with transaction surface end support

Prices for Steps 1-3.

	H	T
A8271. 32	\$78	143
39	\$80	145
47	\$86	149
53	\$88	158
62	\$90	167
67	\$90	167
85	\$96	170

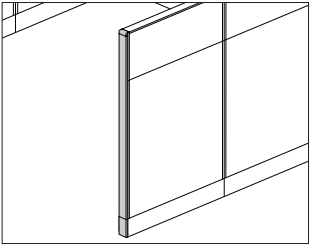
Step 4. Surface Finish

8Q	folkstone grey	+\$0
BU	black umber	+\$0
HF	inner tone light	+\$0
LT	light tone	+\$0
LU	soft white	+\$0
MT	medium tone	+\$0
WL	sandstone	+\$0
WN	warm grey neutral	+\$0

Step 5. Cable Management Finish

8Q	folkstone grey	+\$0
BU	black umber	+\$0
HF	inner tone light	+\$0
LU	soft white	+\$0
MT	medium tone	+\$0
WL	sandstone	+\$0
WN	warm grey neutral	+\$0

Stacking Finished End, Thin Base A8276.



Action Office® Series 2 Walls

Product Information

Description

This cover finishes the exposed end of a panel/stacking panel(s) and includes a cable management end cover. It is plastic with an enameled surface.

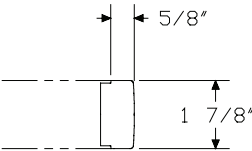
Notes

For Action Office Series 2 panels, height of finished end must match combined height of panel and stacking panel(s).

For Action Office Series 1 panels, height of finished end must match combined height of panel and stacking panel(s) plus an additional 5" (panel does not have a 5" cable management base).

Finished end cannot be used to support a transaction work surface.

Dimensions



Specification Information

Step 1.

A8276.

Step 2. Height

46H	46" high
53H	53" high
60H	60" high
61H	61" high
67H	67" high
75H	75" high
76H	76" high
81H	81" high
90H	90" high
95H	95" high
99H	99" high

Prices for Steps 1-2.

A8276. 46H	\$143
53H	\$145
60H	\$147
61H	\$150
67H	\$153
75H	\$155
76H	\$159
81H	\$166
90H	\$169
95H	\$171
99H	\$177

Step 3. Surface Finish

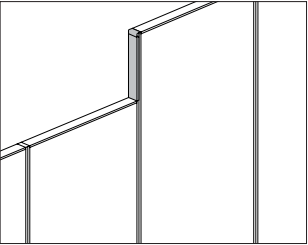
8Q	folkstone grey	+\$0
BU	black umber	+\$0
HF	inner tone light	+\$0
LT	light tone	+\$0
LU	soft white	+\$0
MT	medium tone	+\$0
WL	sandstone	+\$0
WN	warm grey neutral	+\$0

Stacking Finished End, Thin Base

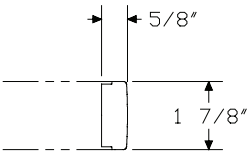
continued

Step 4. Cable Management Finish		
8Q	folkstone grey	+\$0
BU	black umber	+\$0
HF	inner tone light	+\$0
LU	soft white	+\$0
MT	medium tone	+\$0
WL	sandstone	+\$0
WN	warm grey neutral	+\$0

Finished End, Change of Height, A0272. Panel/Panel



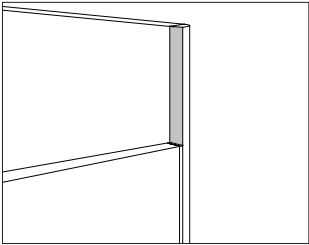
Product Information
<p>Description</p> <p>This cover finishes the exposed end of a panel that joins panels of unequal heights. It is 32" long but can be field cut to the appropriate length.</p>
<p>Notes</p> <p>For Action Office® Series 1 and Series 2 applications, the maximum change of height is 28".</p>
<p>Dimensions</p>



Specification Information		
Step 1.		
A0272.		\$50
Step 2. Surface Finish		
8Q	folkstone grey	+\$0
BU	black umber	+\$0
HF	inner tone light	+\$0
LT	light tone	+\$0
LU	soft white	+\$0
MT	medium tone	+\$0
SG	slate grey A	+\$0
WL	sandstone	+\$0
WN	warm grey neutral	+\$0

Finished End, Change of Height,
Panel/Connector

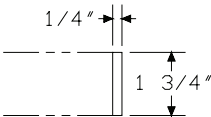
AO259.



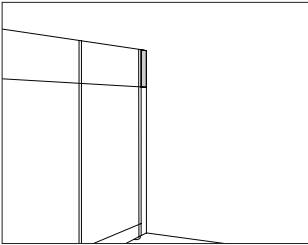
Product Information
Description
This cover finishes the exposed end of a connector that joins panels of unequal heights.
Notes
For Action Office® Series 1 and Series 2 applications, the maximum change of height is 28".
Dimensions

Specification Information		
Step 1.		
A0259.		\$48
Step 2. Surface Finish		
8Q	folkstone grey	+\$0
BU	black umber	+\$0
HF	inner tone light	+\$0
LT	light tone	+\$0
LU	soft white	+\$0
MT	medium tone	+\$0
SG	slate grey <input type="checkbox"/>	+\$0
WL	sandstone	+\$0
WN	warm grey neutral	+\$0

Action Office® Series 2 Walls



Stacking Wall StartA1216.

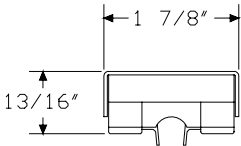


Product Information

Description
This assembly extends the height of an existing wall start. It connects a stacking panel at a 90° angle to an architectural wall, column, or panel of equal or greater height.

Notes
For appropriate planning applications, see Action Office Series 2 Planning Guide Addendum.
Order stacking L-connector (A1217.) separately to match height of stacking wall start.

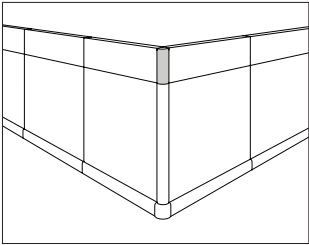
Dimensions



Specification Information

Step 1.		
A1216.14		\$73
Step 2. Surface Finish		
8Q	folkstone grey	+\$0
BU	black umber	+\$0
HF	inner tone light	+\$0
LT	light tone	+\$0
LU	soft white	+\$0
MT	medium tone	+\$0
SG	slate grey	+\$0
WL	sandstone	+\$0
WN	warm grey neutral	+\$0

Stacking 2-Way 90° Connector A1226.

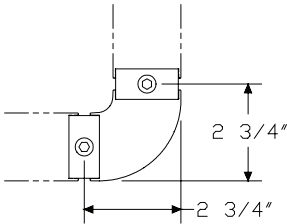


Product Information

Description
This connector attaches to the top of an existing 2-way 90° connector and extends the height of the connector used with a stacking panel(s). It has an enameled surface. Attachment hardware is included.

Notes
For appropriate planning applications, see Action Office Series 2 Planning Guide Addendum.
Specify height of connector to match height of stacking panel(s).
When connecting 2 14"-high stacking panels stacked on top of each other, specify 28"-high connector.
To finish exposed end of connector when connecting panels of unequal heights, order panel/connector change-of-height finished end (A0259.) separately.

Dimensions



Specification Information

Step 1.
A1226.

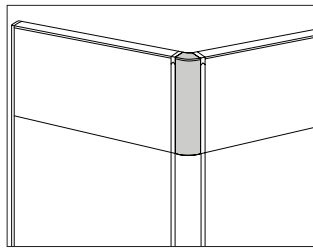
Step 2. Height
14 14" high
28 28" high

Step 3. Surface Material/Usage
HH hard-surfaced stacking connector on hard-surfaced connector

Prices for Steps 1-3.	
	HH
A1226. 14	\$258
28	\$273

Step 4. Surface Finish		
8Q	folkstone grey	+\$0
BU	black umber	+\$0
HF	inner tone light	+\$0
LT	light tone	+\$0
LU	soft white	+\$0
MT	medium tone	+\$0
SG	slate grey	+\$0
WL	sandstone	+\$0
WN	warm grey neutral	+\$0

Stacking 2-Way 120° Connector A1227.



Product Information

Description

This connector attaches to the top of an existing 2-way 120° connector and extends the height of the connector used with a stacking panel(s). It has an enameled or fabric surface. Attachment hardware is included.

Notes

Specify height of connector to match height of stacking panel(s).
When connecting to 2 14"-high stacking panels stacked on top of each other, specify 28"-high connector.

To finish exposed end of connector when connecting panels of unequal heights, order change-of-height finished end, panel/connector (A0259.) separately.

Fabric-covered connector accepts Customer's Own Material (COM).

Yardage is estimated for nondirectional, 54"-wide fabrics.

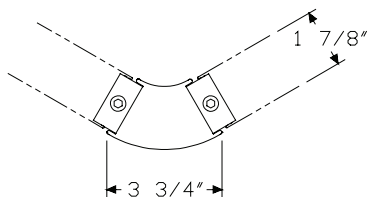
Height—Yardage

14"— $1\frac{1}{2}$

28"—1

For information on larger quantities or directional fabrics, contact COM Department. See Order Information in Appendices.

Dimensions



Specification Information

Step 1.

A1227.

Step 2. Height

14 14" high

28 28" high

Step 3. Surface Material

H hard surfaced

F fabric covered

Prices for Steps 1-3.

	H	F
A1227. 14	\$326	382
28	\$342	407

Step 4.

Surface Finish

For hard surfaced (H)

8Q	folkstone grey	+\$0
BU	black umber	+\$0
HF	inner tone light	+\$0
LT	light tone	+\$0
LU	soft white	+\$0
MT	medium tone	+\$0
SG	slate grey	+\$0
WL	sandstone	+\$0
WN	warm grey neutral	+\$0

Trim/Top Cap Finish

For fabric covered (F)

8Q	folkstone grey	+\$0
BU	black umber	+\$0
HF	inner tone light	+\$0
LT	light tone	+\$0
LU	soft white	+\$0
MT	medium tone	+\$0
SG	slate grey	+\$0
WL	sandstone	+\$0
WN	warm grey neutral	+\$0

Stacking 2-Way 120° Connector

continued

Step 5. Support Finish

For fabric covered (F)

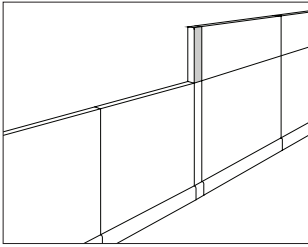
See application chart and textiles list for fabric usage and numbers.

First 2 digits of number indicate fabric line; remaining digit(s) indicate fabric color.

Price Category 1	+\$0
Price Category 2	+\$6
Price Category 3	+\$11
Price Category 4	+\$23
Price Category 5	+\$77
Price Category B	+\$10
Price Category C	+\$12
Price Category D	+\$18
Price Category E	+\$20
Price Category F	+\$26

Stacking Spacer

A1266.



Product Information

Description

This spacer attaches to the top of an existing spacer and extends the height of the spacer used with a stacking panel(s). It compensates for dimensional gain in a panel run. The spacer has an enameled or fabric surface. Attachment hardware is included.

Notes

For appropriate planning applications, see Action Office Series 2 Planning Guide Addendum.

Specify height of spacer to match height of stacking panel(s).

When connecting 2 14"-high stacking panels stacked on top of each other, specify 28"-high spacer.

To finish exposed end of spacer when connecting panels of unequal heights, order panel/connector change-of-height finished end (AO259.) separately.

Fabric-covered spacer accepts Customer's Own Material (COM).

Yardage is estimated for nondirectional, 54"-wide fabrics.

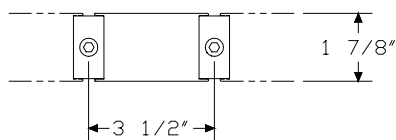
Height—Yardage

14"—1/2

28"—1

For information on larger quantities or directional fabrics, contact COM Department. See Order Information in Appendices.

Dimensions



Specification Information

Step 1.

A1266.

Step 2. Height

14 14" high

28 28" high

Step 3. Surface Material/Usage

HH hard-surfaced stacking connector on hard-surfaced connector

FF fabric-covered stacking connector on fabric-covered connector

Prices for Steps 1-3.

	HH	FF
A1266. 14	\$334	387
28	\$364	416

Step 4.

Surface Finish

For hard-surfaced stacking connector on hard-surfaced connector (HH)

8Q	folkstone grey	+\$0
BU	black umber	+\$0
HF	inner tone light	+\$0
LT	light tone	+\$0
LU	soft white	+\$0
MT	medium tone	+\$0
SG	slate grey	+\$0
WL	sandstone	+\$0
WN	warm grey neutral	+\$0

Trim/Top Cap Finish

For fabric-covered stacking connector on fabric-covered connector (FF)

8Q	folkstone grey	+\$0
BU	black umber	+\$0
HF	inner tone light	+\$0
LT	light tone	+\$0
LU	soft white	+\$0
MT	medium tone	+\$0
SG	slate grey	+\$0
WL	sandstone	+\$0
WN	warm grey neutral	+\$0

Step 5. Surface Finish

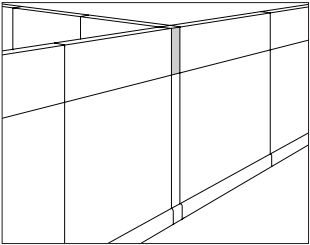
For fabric-covered stacking connector on fabric-covered connector (FF)

See application chart and textiles list for fabric usage and numbers.

First 2 digits of number indicate fabric line; remaining digit(s) indicate fabric color.

Price Category 1	+\$0
Price Category 2	+\$7
Price Category 3	+\$13
Price Category 4	+\$29
Price Category 5	+\$44
Price Category B	+\$10
Price Category C	+\$12
Price Category D	+\$18
Price Category E	+\$20
Price Category F	+\$26

Stacking 3-Way 90° ConnectorA1236.



Product Information

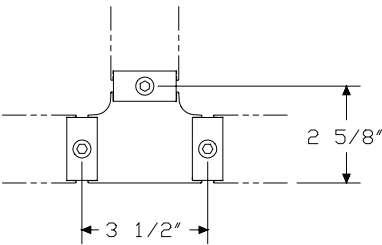
Description

This connector attaches to the top of an existing 3-way 90° connector and extends the height of the connector used with a stacking panel(s). It has an enameled surface. Attachment hardware is included.

Notes

For appropriate planning applications, see Action Office Series 2 Planning Guide Addendum.
Specify height of connector to match height of stacking panel(s).
When connecting 2 14"-high stacking panels stacked on top of each other, specify 28"-high connector.
To finish exposed end of connector when connecting panels of unequal heights, order panel/connector change-of-height finished end (AO259.) separately.

Dimensions



Specification Information

Step 1.

A1236.

Step 2. Height

- 14 14" high
- 28 28" high

Step 3. Surface Material/Usage

HH hard-surfaced stacking connector on hard-surfaced connector

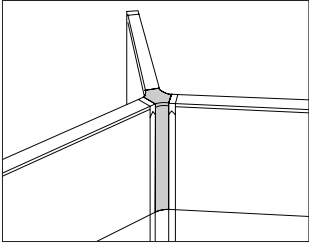
Prices for Steps 1-3.

	HH
A1236. 14	\$311
28	\$338

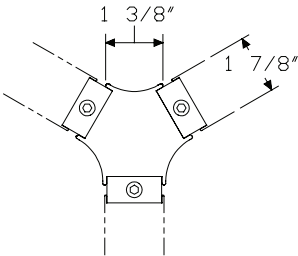
Step 4. Surface Finish

8Q	folkstone grey	+\$0
BU	black umber	+\$0
HF	inner tone light	+\$0
LT	light tone	+\$0
LU	soft white	+\$0
MT	medium tone	+\$0
SG	slate grey	+\$0
WL	sandstone	+\$0
WN	warm grey neutral	+\$0

Stacking 3-Way 120° Connector A1237.

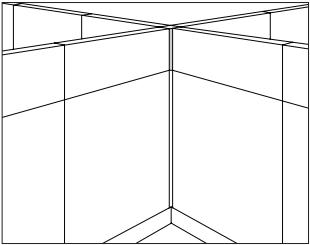


Product Information
Description
This connector attaches to the top of an existing 3-way 120° connector and extends the height of the connector used with a stacking panel(s). It has an enameled surface. Attachment hardware is included.
Notes
Specify height of connector to match height of stacking panel(s).
When connecting to 2 14"-high stacking panels stacked on top of each other, specify 28"-high connector.
To finish exposed end of connector when connecting panels of unequal heights, order change-of-height finished end, panel/connector (AO259.) separately.
Dimensions



Specification Information
Step 1.
A1237.
Step 2. Height
14 14" high
28 28" high
Prices for Steps 1-2.
A1237. 14 \$390
28 \$421
Step 3. Surface Finish
8Q folkstone grey +\$0
BU black umber +\$0
HF inner tone light +\$0
LT light tone +\$0
LU soft white +\$0
MT medium tone +\$0
SG slate grey +\$0
WL sandstone +\$0
WN warm grey neutral +\$0

Stacking 4-Way 90° ConnectorA1246.



Product Information

Description

This connector attaches to the top of an existing 4-way 90° connector and extends the height of the connector used with a stacking panel(s). Attachment hardware is included.

Notes

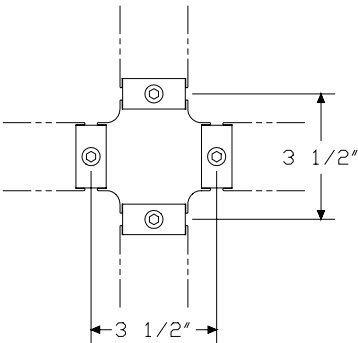
For appropriate planning applications, see Action Office Series 2 Planning Guide Addendum.

Specify height of connector to match height of stacking panel(s).

When connecting 2 14"-high stacking panels stacked on top of each other, specify 28"-high connector.

To finish exposed end of connector when connecting panels of unequal heights, order panel/connector change-of-height finished end (AO259.) separately.

Dimensions



Specification Information

Step 1.

A1246.

Step 2. Height

14HH 14" high

28HH 28" high

Prices for Steps 1-2.

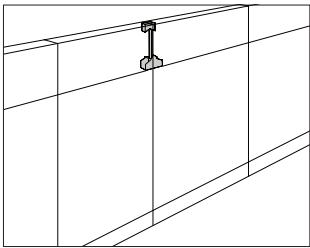
A1246. 14HH	\$367
28HH	\$396

Step 3. Top Cap Finish

8Q	folkstone grey	+\$0
BU	black umber	+\$0
HF	inner tone light	+\$0
LT	light tone	+\$0
LU	soft white	+\$0
MT	medium tone	+\$0
SG	slate grey	+\$0
WL	sandstone	+\$0
WN	warm grey neutral	+\$0


Stacking T-Connector

A1214.



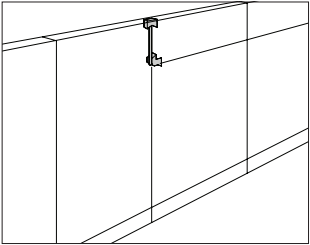
Product Information
Description
This T-shaped connector joins 2 stacking panels in a straight line.
Notes
For appropriate planning applications, see Action Office Series 2 Planning Guide Addendum.
Dimensions

Specification Information
Step 1.
A1214.14
\$81



Stacking L-Connector

A1217.



Product Information

Description

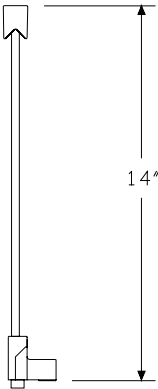
This L-shaped connector joins a panel/stacking panel to an equal-height panel in a straight line. It also can connect a stacking panel to a stacking wall start of equal height.

Notes

For appropriate planning applications, see Action Office Series 2 Planning Guide Addendum.

When connecting L-connector to equal-height panel manufactured before November 1997, hanger frame on equal-height panel must be changed. Contact Customer Care Department to order service parts.

Dimensions



Specification Information

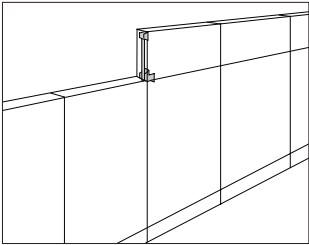
Step 1.

A1217.14

\$80

Stacking L-Connector, Change of Height or End of Run

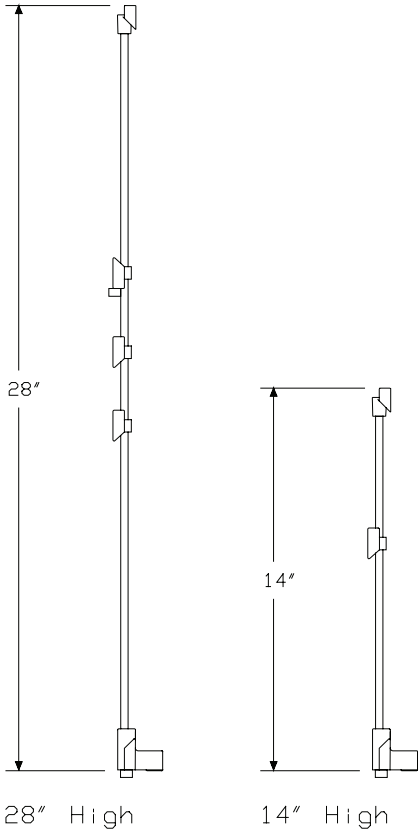
A1218.



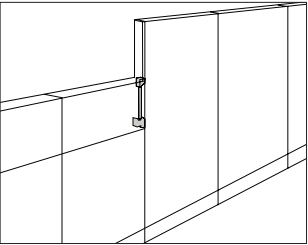
Product Information
<p>Description</p> <p>This L-shaped connector joins a stacking panel to the panel on which it sits when the adjacent panel is in a straight line and its height is equal to or lower than the panel. It also connects a stacking panel to the panel on which it sits at the end of a run.</p>
<p>Notes</p> <p>For appropriate planning applications, see Action Office Series 2 Planning Guide Addendum.</p> <p>For 1-high stacking panel, specify 14"-high stacking L-connector. For 2-high stacking panel, specify 28"-high stacking L-connector; light seal is included to fill space between the 2 stacking panels.</p>
Dimensions

Specification Information
<p>Step 1.</p> <p>A1218.</p>
<p>Step 2. Height</p> <p>14 14" high</p> <p>28 28" high</p>
<p>Prices for Steps 1-2.</p> <p>A1218. 14 \$80</p> <p>28 \$145</p>

Action Office® Series 2 Walls



Stacking L-Connector, Low/High Panel A1219.



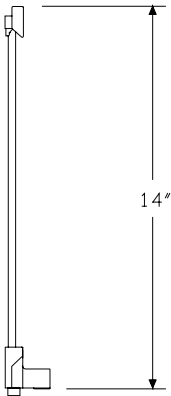
Product Information

Description
 This L-shaped connector joins a panel/stacking panel to a higher-height panel in a straight line.

Notes

For appropriate planning applications, see Action Office Series 2 Planning Guide Addendum.
 When connecting L-connector to higher-height panel manufactured before November 1997, hanger frame on higher-height panel must be changed. Contact Customer Care Department to order service parts.

Dimensions

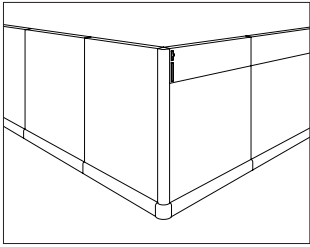


Specification Information

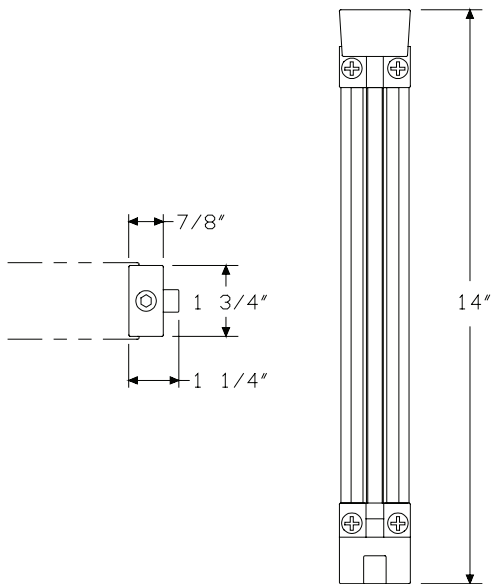
Step 1.
A1219.14 \$80

Stacking Panel-to-Connector
Attachment Kit

A1293.

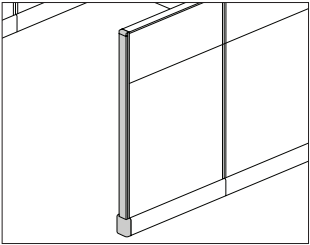


Product Information	Specification Information
Description	Step 1.
This kit connects a stacking panel to a spacer; 2-way, 3-way, or 4-way 90° connector; or 2-way or 3-way 120° connector. The connector height must be equal to or higher than the combined height of the panel and stacking panel(s).	A1293.14 \$45
Dimensions	



Stacking Finished End

A1276.



Product Information

Description

This cover finishes the exposed end of a panel/stacking panel(s) and includes a cable management end cover. It is plastic with a vinyl surface.

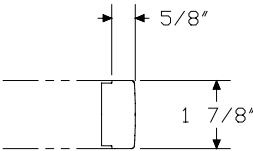
Notes

For Action Office Series 2 panels, height of finished end must match combined height of panel and stacking panel(s).

For Action Office Series 1 panels, height of finished end must match combined height of panel and stacking panel(s) plus an additional 5" (panel does not have a 5" cable management base).

Finished end cannot be used to support a transaction work surface.

Dimensions



Specification Information

Step 1.

A1276.

Step 2. Height

46H	46" high
53H	53" high
60H	60" high
61H	61" high
67H	67" high
75H	75" high
76H	76" high
81H	81" high
90H	90" high
95H	95" high
99H	99" high

Prices for Steps 1-2.

A1276. 46H	\$145
53H	\$147
60H	\$149
61H	\$152
67H	\$155
75H	\$157
76H	\$161
81H	\$168
90H	\$171
95H	\$173
99H	\$179

Step 3. Surface Finish

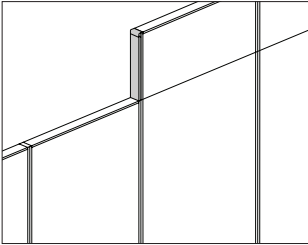
8Q	folkstone grey	+\$0
BU	black umber	+\$0
HF	inner tone light	+\$0
LT	light tone	+\$0
LU	soft white	+\$0
MT	medium tone	+\$0
SG	slate grey	+\$0
WL	sandstone	+\$0
WN	warm grey neutral	+\$0

Stacking Finished End *continued*

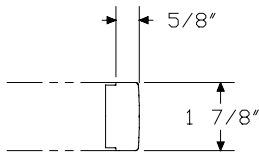
Step 4. Cable Management Finish

8Q	folkstone grey	+\$0
BU	black umber	+\$0
HF	inner tone light	+\$0
LU	soft white	+\$0
MT	medium tone	+\$0
SG	slate grey	+\$0
WL	sandstone	+\$0
WN	warm grey neutral	+\$0

Stacking Finished End, Change of Height A1277.



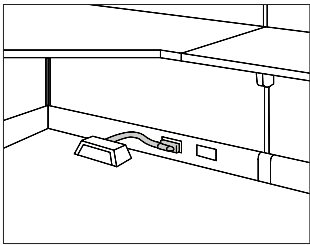
Product Information
Description This cover finishes the exposed end of a panel/stacking panel or stacking panel connected to a panel or stacking panel of unequal height. It is plastic with a vinyl surface.
Notes For change of height 14" or lower, specify 14"-high finished end. For change of height 17" to 28", specify 28"-high finished end. Each finished end can be field cut to the appropriate length.
Dimensions



Specification Information
Step 1. A1277.
Step 2. Height
14 14" high 28 28" high
Prices for Steps 1-2.
A1277. 14 \$59 28 \$59
Step 3. Surface Finish
8Q folkstone grey +\$0 BU black umber +\$0 HF inner tone light +\$0 LT light tone +\$0 LU soft white +\$0 MT medium tone +\$0 SG slate grey +\$0 WL sandstone +\$0 WN warm grey neutral +\$0

Base Power Entry, Direct
Connect, 4 Circuit

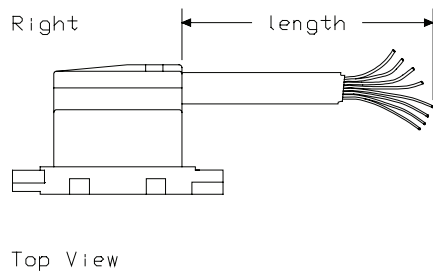
A1322.



Product Information
Description
This power entry connects a building's electrical supply from a wall, floor, or column to the base of an Action Office Series 2 powered panel. It plugs directly into a receptacle location on the panel's baseline electrical harness to distribute up to 4 20-amp circuits. The power entry is manufactured in a right-hand direction but can be field converted to a left-hand direction. The cable is available in 4 lengths and can be field cut to the appropriate length. The power entry is UL listed and CSA certified. Finish is black.
Notes
Licensed electrician must wire power entry.
Dimensions

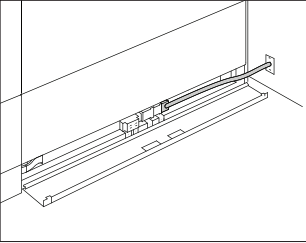
Specification Information
Step 1.
A1322.
Step 2. Length
06E 6' long
12E 12' long
18E 18' long
24E 24' long
Prices for Steps 1-2.
A1322. 06E \$274
12E \$366
18E \$464
24E \$558

Action Office® Series 2 Walls



Power Entry, Internal Direct Connect, 4 Circuit

G1350.



Product Information

Description

This power entry connects a building’s electrical supply from a wall, floor, or column to a powered frame. It enters the frame through the end of a cable management cover or through the bottom of a Canvas frame with an open base. The power entry plugs into the right-hand receptacle outlet on a power harness and includes a cable that can be field cut to the appropriate length. Due to the location of the power entry connection, only 3 receptacle locations remain available in the frame harness. It is UL listed and CSA certified.

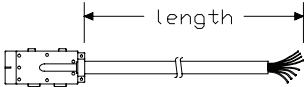
Notes

Power entry can connect directly to baseline or beltline harness.

Licensed electrician must wire power entry.

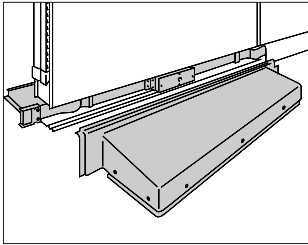
When using power entry with Canvas, specify frame with open base (FT110.A).

Dimensions



Specification Information		
Step 1.		
G1350.		
Step 2. Length		
06	6' long	
12	12' long	
18	18' long	
24	24' long	
Prices for Steps 1-2.		
G1350.06		\$370
12		\$513
18		\$622
24		\$731

A1323.



Description

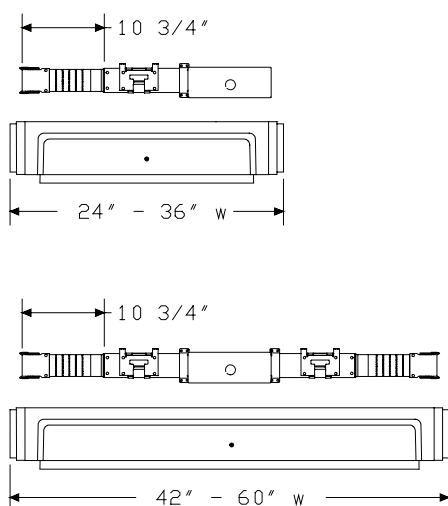
24" to 36"-wide power entries have a 40-cubic-inch capacity and distribute power in 1 direction; 42" to 60"-wide power entries have a 60-cubic-inch capacity and distribute power in both directions.

Restrictions on power entry and power distribution vary according to product's width. For information, see Action Office Series 2 Planning Guide.

Licensed electrician must wire connection to panel's electrical harness when local electrical codes require wiring connections inside junction box.

Power entry must be field installed.

Dimensions



Step 1.

A1323.

Step 2. Width

24E	24" wide
30E	30" wide
36E	36" wide
42E	42" wide
48E	48" wide
60E	60" wide

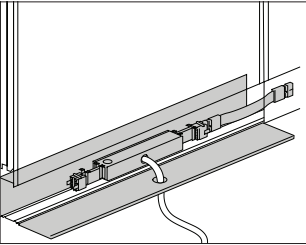
Prices for Steps 1-2.

A1323.24E	\$844
30E	\$844
36E	\$874
42E	\$910
48E	\$939
60E	\$1007

Step 3. Cable Management Finish

BU	black umber	+\$0
MT	medium tone	+\$0

Base Power Entry, Junction Box, 4 Circuit, Thin Base A8323. 4 Circuit, Thin Base



Product Information Description

This power entry connects a building's electrical supply from a wall, floor, or column to the base of a nonpowered panel and distributes up to 4 20-amp circuits. It includes a junction box, an electrical harness, and cable management side covers. The power entry also includes 8' of wire that can be field cut to the appropriate length for connection to the building's power. It does not provide receptacle access. The power entry is UL listed and CSA certified.

24"- and 30"-wide power entries have a 40-cubic-inch capacity and distribute power in 1 direction; 36"- to 60"-wide power entries have a 60-cubic-inch capacity and distribute power in both directions.

Notes

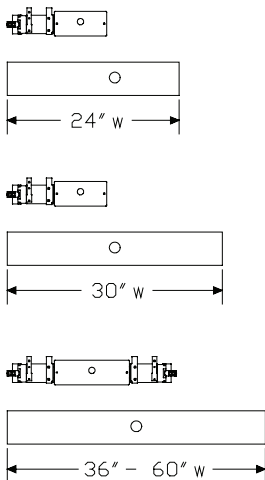
Restrictions on power entry and power distribution vary according to product's width. For information on power distribution, see Action Office Series 2 Planning Guide.

Exterior wires connecting panel's junction box to building's electrical supply must be covered. Licensed electrician must supply and wire conduit and conduit connector.

Licensed electrician must wire connection to panel's electrical harness when local electrical codes require wiring connections inside junction box.

Power entry must be field installed.

Dimensions



Specification Information Step 1.

A8323.

Step 2. Width

24E	24" wide
30E	30" wide
36E	36" wide
42E	42" wide
48E	48" wide
60E	60" wide

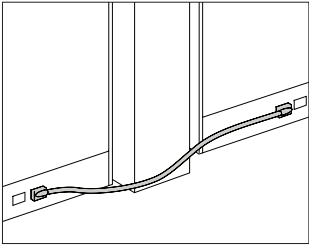
Prices for Steps 1-2.

A8323. 24E	\$706
30E	\$706
36E	\$729
42E	\$762
48E	\$785
60E	\$843

Step 3. Cable Management Finish

8Q	folkstone grey	+\$0
BU	black umber	+\$0
HF	inner tone light	+\$0
LU	soft white	+\$0
MT	medium tone	+\$0
WL	sandstone	+\$0
WN	warm grey neutral	+\$0

Power Entry, Receptacle to ReceptacleX1350.

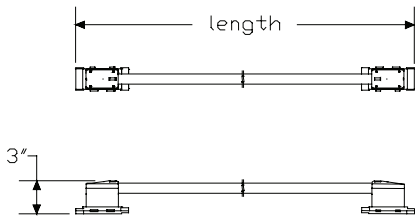


Product Information

Description

This power entry connects a 4-circuit electrical supply from an Action Office® Series 2 or Ethospace® base receptacle location to another Action Office Series 2 or Ethospace base receptacle location. It distributes 4 20-amp circuits. The power entry is UL listed and CSA certified.

Dimensions



Specification Information

Step 1.

X1350.

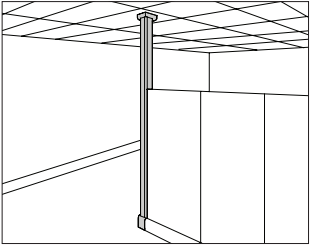
Step 2. Length

32	32" long
72	72" long
120	120" long

Prices for Steps 1-2.

X1350. 32	\$509
72	\$552
120	\$611

Ceiling Power Entry, Internal Direct Connect A1325.

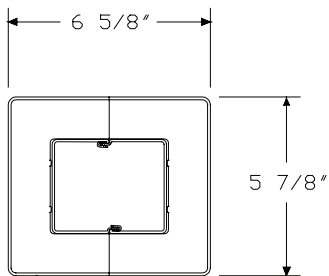


Product Information

Description
 This power entry has a 10¹/₂' pole that can be field cut to the appropriate length, ceiling and base trim, and connecting hardware. It is available nonpowered or powered. The nonpowered entry routes communication cables through the pole.
 The powered entry connects a ceiling's electrical supply to the base of a powered panel at the end of a panel run or at a 2-, 3-, or 4-way 90° connector. It distributes up to 4 20-amp circuits. The powered entry has a rigid conduit and conduit connector and a factory-installed electrical harness that plugs into the right-hand receptacle outlet on the panel harness. Due to the location of the power entry connection, only 3 receptacle locations remain available in the panel harness. The conduit encloses electrical wires and provides metal separation for voice/data cables. The powered entry is UL listed and CSA certified.

Notes
 To connect frame to panel at the end of a run, order draw rod (A0215.) separately.
 Licensed electrician must wire powered entry and supply ceiling junction box.
 For cable capacity information, see Cable Capacity Charts in Omni.

Dimensions



Specification Information

Step 1.
A1325.

Step 2. Height	
39	39" high
47	47" high
53	53" high
62	62" high
67	67" high
85	85" high

Step 3. Power	
N	(N) nonpowered
E	(E) powered

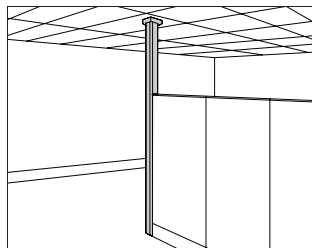
Prices for Steps 1-3.		
	N	E
A1325. 39	\$421	823
47	\$428	831
53	\$444	842
62	\$497	897
67	\$497	897
85	\$519	917

Step 4. Surface Finish		
8Q	folkstone grey	+\$0
BU	black umber	+\$0
HF	inner tone light	+\$0
LT	light tone	+\$0
LU	soft white	+\$0
MT	medium tone	+\$0
SG	slate grey	+\$0
WL	sandstone	+\$0
WN	warm grey neutral	+\$0

Step 5. Cable Management Finish		
8Q	folkstone grey	+\$0
BU	black umber	+\$0
HF	inner tone light	+\$0
LU	soft white	+\$0
MT	medium tone	+\$0
SG	slate grey	+\$0
WL	sandstone	+\$0
WN	warm grey neutral	+\$0

Ceiling Power Entry, Internal Direct Connect, Thin Base

A8325.



Product Information

Description

This power entry has a 10½' pole that can be field cut to the appropriate length, ceiling and base trim, and connecting hardware. It is available nonpowered or powered. The nonpowered entry routes communication cables through the pole.

The powered entry connects a ceiling's electrical supply to the base of a powered panel at the end of a panel run or at a 2-, 3-, or 4-way 90° connector. It distributes up to 4 20-amp circuits. The powered entry has a rigid conduit and conduit connector and a factory-installed electrical harness that plugs into the right-hand receptacle outlet on the panel harness. Due to the location of the power entry connection, only 3 receptacle locations remain available in the panel harness. The conduit encloses electrical wires and provides metal separation for voice/data cables. The powered entry is UL listed and CSA certified.

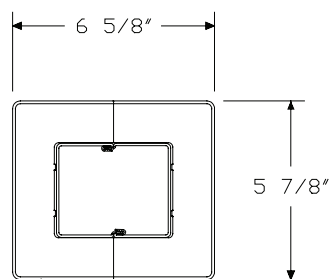
Notes

To connect frame to panel at the end of a run, order draw rod (AO215.) separately.

Licensed electrician must wire powered entry and supply ceiling junction box.

For cable capacity information, see Cable Capacity Charts in Omni.

Dimensions



Specification Information

Step 1.

A8325.

Step 2. Height

39	39" high
47	47" high
53	53" high
62	62" high
67	67" high
85	85" high

Step 3. Power

N	(N) nonpowered
E	(E) powered

Prices for Steps 1-3.

	N	E
A8325. 39	\$382	719
47	\$390	724
53	\$404	733
62	\$454	784
67	\$454	784
85	\$471	801

Step 4. Surface Finish

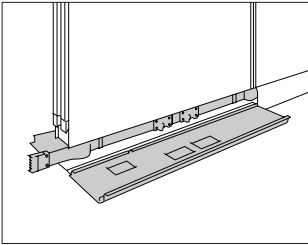
8Q	folkstone grey	+\$0
BU	black umber	+\$0
HF	inner tone light	+\$0
LT	light tone	+\$0
LU	soft white	+\$0
MT	medium tone	+\$0
WL	sandstone	+\$0
WN	warm grey neutral	+\$0

Step 5. Cable Management Finish

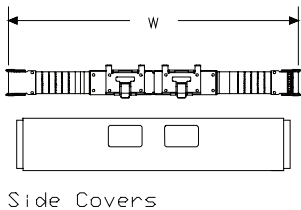
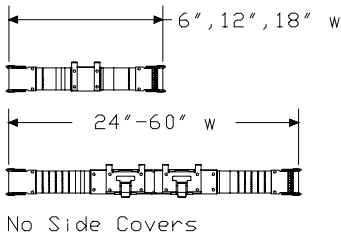
8Q	folkstone grey	+\$0
BU	black umber	+\$0
HF	inner tone light	+\$0
LU	soft white	+\$0
MT	medium tone	+\$0
WL	sandstone	+\$0
WN	warm grey neutral	+\$0

Base Power Adapter, 4 Circuit

A1354.
A1355.



Product Information
<p>Description</p> <p>This power adapter converts a nonpowered panel to a powered panel. It has an electrical harness that distributes up to 4 20-amp circuits. The power adapter with side covers includes receptacle fillers or receptacle and communication port fillers. It is UL listed and CSA certified.</p> <p>6"- to 18"-wide power adapter harnesses have no receptacle locations; 24"- to 60"-wide power adapter harnesses have 2 receptacle locations per side.</p> <p>6"- to 18"-wide side covers have no receptacle locations; 24"- to 60"-wide side covers have 2 receptacle locations or 2 receptacle and 1 communication port locations per side.</p>
<p>Notes</p> <p>Order 4-circuit receptacle (A1311. or X1311.) separately.</p> <p>Power adapter must be field installed.</p> <p>For cable capacity information, see Cable Capacity Charts in Omni.</p>
<p>Dimensions</p>



Specification Information
<p>Step 1.</p> <p>A135</p>
<p>Step 2. Side Covers</p> <p>5. no side covers</p> <p>4. side covers</p>
<p>Step 3. Width</p> <p><i>For no side covers (5.)</i></p> <p>06 6" wide</p> <p>12 12" wide</p> <p>18 18" wide</p> <p>24 24" wide</p> <p>30 30" wide</p> <p>36 36" wide</p> <p>42 42" wide</p> <p>48 48" wide</p> <p>60 60" wide</p> <p><i>For side covers (4.)</i></p> <p>24 24" wide</p> <p>30 30" wide</p> <p>36 36" wide</p> <p>42 42" wide</p> <p>48 48" wide</p> <p>60 60" wide</p>
<p>Step 4. Power</p> <p><i>For no side covers (5.) with 6" wide (06)</i></p> <p>E (E) 4-circuit power</p> <p><i>For no side covers (5.) with 12" wide (12), 18" wide (18), 24" wide (24), 30" wide (30), 36" wide (36), 42" wide (42), 48" wide (48), or 60" wide (60)</i></p> <p>E (E) 4-circuit power</p> <p><i>For side covers (4.)</i></p> <p>G (G) 4-circuit power with 2 receptacle and 1 communication port locations per side</p>

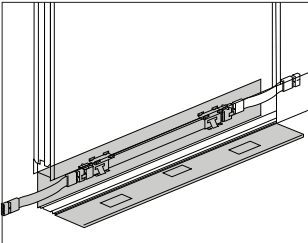
Base Power Adapter, 4 Circuit

continued

Prices for Steps 1-4.		
	G	E
A1355. 06	—	\$278
12	—	\$278
18	—	\$278
24	—	\$278
30	—	\$278
36	—	\$278
42	—	\$278
48	—	\$278
60	—	\$278
<hr/>		
A1354. 24	\$352	—
30	\$352	—
36	\$352	—
42	\$352	—
48	\$352	—
60	\$352	—
<hr/>		
Step 5. Cable Management Finish		
<i>For side covers (4.)</i>		
8Q folkstone grey		+\$0
BU black umber		+\$0
HF inner tone light		+\$0
LU soft white		+\$0
MT medium tone		+\$0
SG slate grey		+\$0
WL sandstone		+\$0
WN warm grey neutral		+\$0

Base Power Adapter, 4 Circuit,
Thin Base

A8354.
A8355.



Product Information

Description

This power adapter converts a nonpowered panel to a powered panel. It has an electrical harness that distributes up to 4 20-amp circuits. The power adapter with side covers includes receptacle fillers or receptacle and communication port fillers. It is UL listed and CSA certified.

6"-wide power adapter harnesses have no receptacle locations; 24"- to 60"-wide power adapter harnesses have 2 receptacle locations per side.

6"-wide side covers have no receptacle locations; 24"- to 60"-wide side covers have 2 receptacle locations or 2 receptacle and 1 communication port locations per side.

Notes

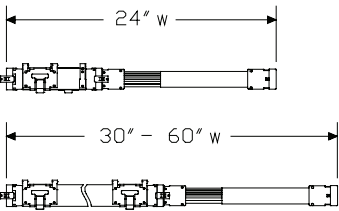
Order 4-circuit receptacle (K1311. or X1311.) separately.

Power adapter must be field installed.

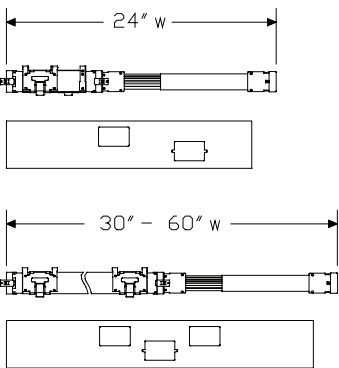
For cable capacity information, see Cable Capacity Charts in Omni.

Dimensions

No Side Covers



Side Covers



Base Power Adapter, 4 Circuit, Thin Base *continued*

Specification Information

Step 1.

A835

Step 2. Side Covers

5. no side covers

4. side covers

Step 3. Width

For no side covers (5.)

06 6" wide

24 24" wide

30 30" wide

36 36" wide

42 42" wide

48 48" wide

60 60" wide

For side covers (4.)

24 24" wide

30 30" wide

36 36" wide

42 42" wide

48 48" wide

60 60" wide

Step 4. Power

For no side covers (5.) with 6" wide (06)

E (E) 4-circuit power

For no side covers (5.) with 24" wide (24), 30" wide (30), 36" wide (36), 42" wide (42), 48" wide (48), or 60" wide (60)

E (E) 4-circuit power

For side covers (4.)

G (G) 4-circuit power with 2 receptacle and 1 communication port locations per side

Prices for Steps 1-4.

	E	G
A8355. 06	\$278	—
24	\$278	—
30	\$278	—
36	\$278	—
42	\$278	—
48	\$278	—
60	\$278	—

A8354. 24	—	\$352
30	—	\$352
36	—	\$352
42	—	\$352
48	—	\$352
60	—	\$352

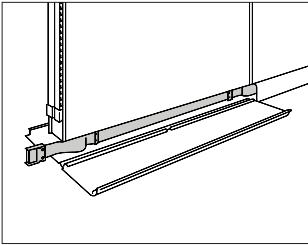
Step 5. Cable Management Finish

For side covers (4.)

8Q	folkstone grey	+\$0
BU	black umber	+\$0
HF	inner tone light	+\$0
LU	soft white	+\$0
MT	medium tone	+\$0
WL	sandstone	+\$0
WN	warm grey neutral	+\$0

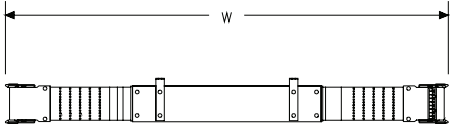
Panel Pass-Through Power Jumper

A1342.



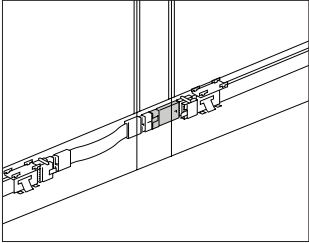
Product Information
Description
This harness extends power from a powered panel through a nonpowered panel to an adjacent powered panel. It does not provide receptacle access. The power jumper is UL listed and CSA certified.
Notes
Specify power jumper width to match nonpowered panel width.
Pass-through power jumper is not compatible with thin-based panels.
Power jumper must be field installed.
Dimensions

Specification Information	
Step 1.	
A1342.	
Step 2. Width	
24	24" wide
30	30" wide
36	36" wide
42	42" wide
48	48" wide
60	60" wide
Prices for Steps 1-2.	
A1342. 24	\$170
30	\$181
36	\$188
42	\$201
48	\$220
60	\$240



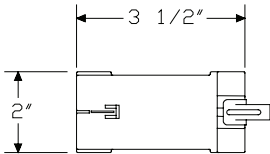
Power Harness Extender, Thin Base

A8342.



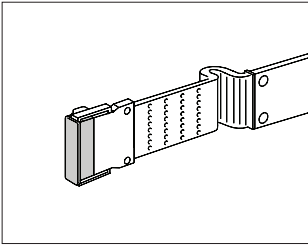
Product Information
Description
This product extends a power harness by 3" to route power in a straight line through an Action Office® Series 2 thin base connector.
Notes
Harness extender is not required when routing power harness through a connector at a 90° or 120° angle.
Dimensions

Specification Information
Step 1.
A8342.
\$50



Harness End Cap

G1358.

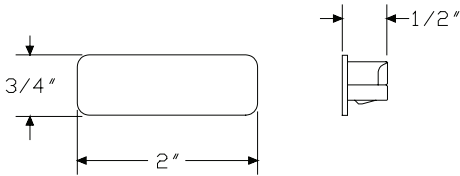


Product Information

Description

This cap covers the unused end port or side port of an Action Office® Series 2 or Ethospace® electrical harness. It also serves as a visual indicator for the last harness in a series of powered products. Cap is red. Package contains 10.

Dimensions



Specification Information

Step 1.

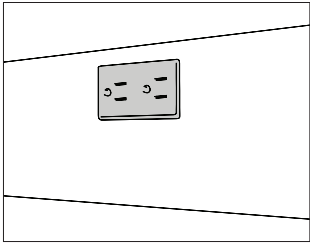
G1358.

\$250

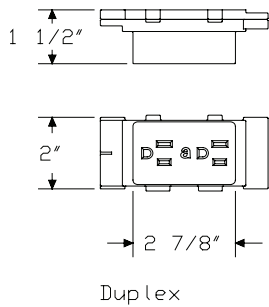
Action Office® Series 2 Walls

Receptacle, 4 Circuit, 15 Amp
(package of 6)

A1311.

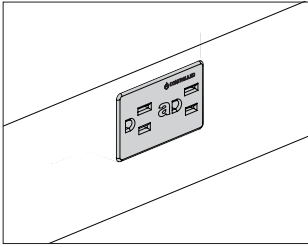


Product Information
Description
This receptacle locks into the baseline harness of an Action Office Series 2 panel. Package contains 6 receptacles. It is UL listed and CSA certified.
Notes
For information on types of receptacles and their applications, see Action Office Series 2 Planning Guide.
Dimensions



Specification Information
Step 1.
A1311.
Step 2. Type
A duplex, circuit a
B duplex, circuit b
C duplex, circuit c
DN duplex, circuit d
BI duplex, circuit b, isolated ground
CI duplex, circuit c, isolated ground
D duplex, circuit d, isolated ground
Prices for Steps 1-2.
A1311. A \$308
B \$308
C \$308
DN \$308
BI \$308
CI \$308
D \$308
Step 3. Receptacle Finish
8Q folkstone grey +\$0
BU black umber +\$0
HF inner tone light +\$0
LT light tone +\$0
LU soft white +\$0
MT medium tone +\$0
SG slate grey +\$0
WL sandstone +\$0
WN warm grey neutral +\$0

Controlled Receptacle, 4-Circuit, A1311M 15 Amp (package of 6)



Product Information

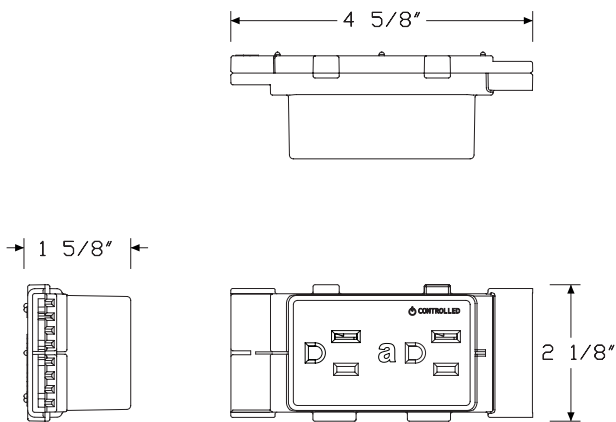
Description

This receptacle is to be used for ASHRAE90.1 and Title 24 compliance. A controlled receptacle should be used for any receptacles that are under automated control by the energy management system. The receptacle locks into the baseline harness of an Action Office® Series 2 panel. Package contains 6 receptacles. It is UL listed and CSA certified.

Notes

For information on types of receptacles and their applications, see Action Office Series 2 Planning Guide.

Dimensions



Specification Information

Step 1.

A1311M. A

Step 2. Type

A	duplex, circuit a	A
B	duplex, circuit b	A
C	duplex, circuit c	A
DN	duplex, circuit d	A
BI	duplex, circuit b, isolated ground	A
CI	duplex, circuit c, isolated ground	A
D	duplex, circuit d, isolated ground	A

Prices for Steps 1-2.

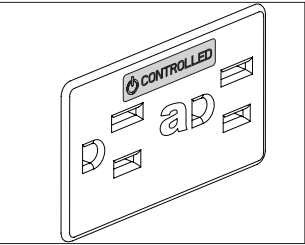
A1311M. A	\$308
B	\$308
C	\$308
DN	\$308
BI	\$308
CI	\$308
D	\$308

Step 3. Receptacle Finish

8Q	folkstone grey	+\$0
BU	black umber	+\$0
HF	inner tone light	+\$0
LT	light tone	+\$0
LU	soft white	+\$0
MT	medium tone	+\$0
SG	slate grey	+\$0
WL	sandstone	+\$0
WN	warm grey neutral	+\$0

Controlled Receptacle Decal
(12 per sheet)

G9999.

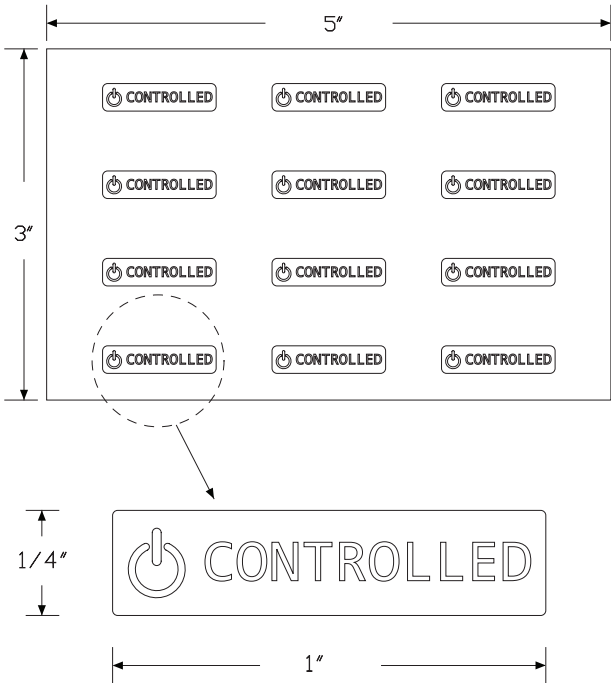


Product Information

Description

This decal is to be used for ASHRAE90.1 and Title 24 compliance. The decal is used to mark standard receptacles (new or existing) that are under automated control by the energy management system. 1 sheet includes 12 clear decals with white or black print.

Dimensions



Specification Information

Step 1.

G9999. A

Step 2. Color

B black print A

W white print A

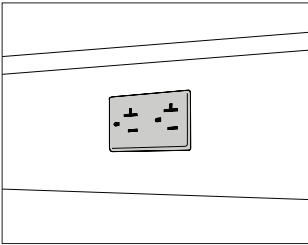
Prices for Steps 1-2.

G9999. B \$17

W \$17

Receptacle, 4 Circuit, 20 Amp

X1311.



Product Information

Description

This receptacle locks into a 4-circuit electrical harness to provide power to equipment with a 20-amp standard plug head or cap. It also accepts 15-amp standard plug heads or caps. The receptacle is UL listed and CSA certified.

Notes

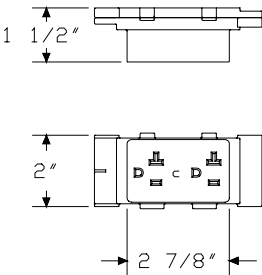
Receptacle cannot be used with hard-wired frame.

Avoid overloading circuit by ensuring total connected load does not exceed 16 amps. If 1 piece of equipment requires all available power, do not use receptacle's second outlet or install additional receptacles on that circuit. In many cases, equipment requiring this receptacle will use all available power.

For information on types of receptacles and their applications, refer to individual product planning guides.

When locked into electrical harness of Action Office® Series 2 powered cable management panel frame, receptacle extends 5/8" from cable management panel face, trim cover, channel, or power channel trim cover.

Dimensions



Specification Information

Step 1.

X1311.

Step 2. Circuit Type

AT	circuit a
BT	circuit b
CT	circuit c
DTN	circuit d
BIT	circuit b, isolated ground
CIT	circuit c, isolated ground
DT	circuit d, isolated ground

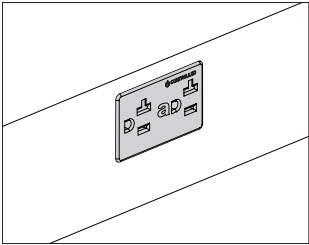
Prices for Steps 1-2.

X1311. AT	\$82
BT	\$82
CT	\$82
DTN	\$82
BIT	\$82
CIT	\$82
DT	\$82

Step 3. Receptacle Finish

8Q	folkstone grey	+\$0
91	white	+\$0
BU	black umber	+\$0
CL	cool grey neutral	+\$0
HF	inner tone light	+\$0
HT	inner tone (discontinuing)	+\$0
LU	soft white	+\$0
MT	medium tone	+\$0
SG	slate grey	+\$0
WL	sandstone	+\$0
WN	warm grey neutral	+\$0

Controlled Receptacle, 4-Circuit, X1311M 20 Amp

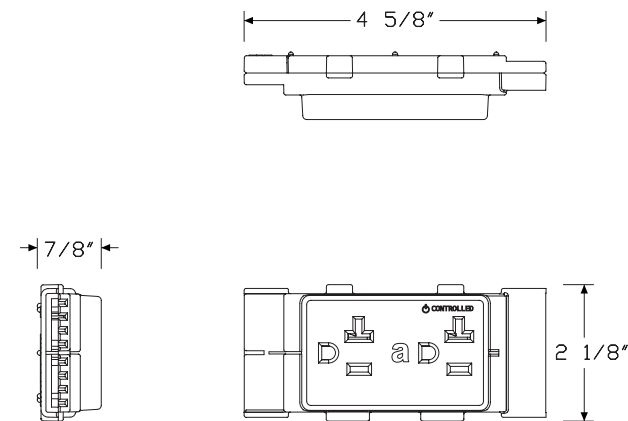


Product Information

Description
This receptacle is to be used for ASHRAE90.1 and Title 24 compliance. A controlled receptacle should be used for any receptacles that are under automated control by the energy management system. The receptacle locks into a 4-circuit electrical harness to provide power to equipment with a 20-amp standard plug head or cap. It also accepts 15-amp standard plug heads or caps. The receptacle is UL listed and CSA certified.

Notes
Receptacle cannot be used with hard-wired frame.
Avoid overloading circuit by ensuring total connected load does not exceed 16 amps. If 1 piece of equipment requires all available power, do not use receptacles second outlet or install additional receptacles on that circuit. In many cases, equipment requiring this receptacle will use all available power.
When locked into electrical harness of Action Office® Series 2 powered cable management panel frame, receptacle extends 5/8" from cable management panel face, trim cover, channel, or power channel trim cover.
For information on types of receptacles and their applications, see the individual product planning guides.

Dimensions



Specification Information

Step 1.

X1311M. A

Step 2. Circuit Type

AT	circuit a	A
BT	circuit b	A
CT	circuit c	A
DTN	circuit d	A
BIT	circuit b, isolated ground	A
CIT	circuit c, isolated ground	A
DT	circuit d, isolated ground	A

Prices for Steps 1-2.

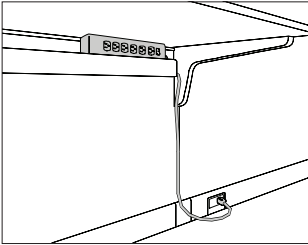
X1311M. AT	\$82
BT	\$82
CT	\$82
DTN	\$82
BIT	\$82
CIT	\$82
DT	\$82

Step 3. Receptacle Finish

8Q	folkstone grey	+\$0
91	white	+\$0
BU	black umber	+\$0
CL	cool grey neutral	+\$0
HF	inner tone light	+\$0
HT	inner tone (discontinuing)	+\$0
LU	soft white	+\$0
MT	medium tone	+\$0
SG	slate grey	+\$0
WL	sandstone	+\$0
WN	warm grey neutral	+\$0

Electrical Distributor, Multi-Outlet

NP289

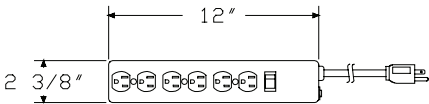


Product Information

Description

This electrical distributor provides additional receptacles at work surface height and has 6 standard, 3-prong receptacles with a 15-amp circuit breaker. Cord length is 9'. It is UL listed and CSA certified. Finish is black umber.

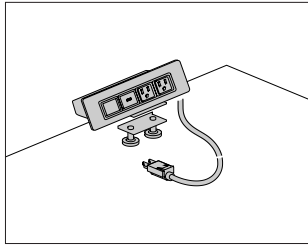
Dimensions



Specification Information

Step 1.	
NP289	\$163

Action Office® Series 2 Walls



Product Information

Description

This electrical distributor can grommet-mount flush in a surface, or clamp-mount to the edge. It can be configured with several combinations of simplex receptacles, data openings, and USB charging ports. The distributor is available with a power cord with plug end, or electrical conduit for hardwire connection. A voice/data adapter kit is included, allowing the data openings to accept various manufacturers' couplers and jacks. Attachment hardware and cord/cable clips are also included. Product is UL listed.

Notes

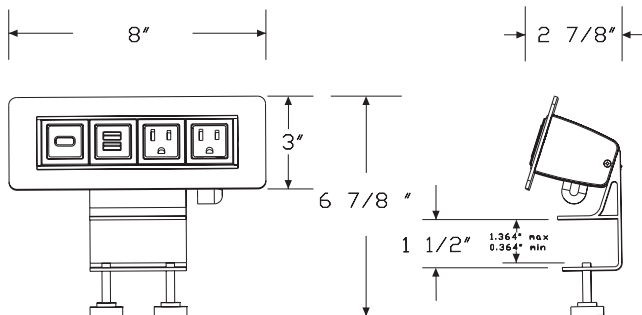
Field cutting of surface may be required. Information on surface cutout size is included on instruction sheet.

Silver option (OI) and white option (OI) have painted metal trim with white plastic simplex/data interiors. Black option (OH) has black painted trim with black plastic simplex/data interior.

Overall width for distributor with 4 openings is 8" wide. Overall width for distributor with 6 openings is 11" wide.

USB port charges at 2.1 amps.

Dimensions



Specification Information

Step 1.

Y1323.

Step 2. Configuration

3	2 simplex receptacles, 2 data openings
4	3 simplex receptacles, 3 data openings
5	2 simplex receptacles, 1 data opening, 1 charging USB port
6	3 simplex receptacles, 2 data opening, 1 charging USB port

Step 3. Power Type

A	power cord with plug end
B	conduit with open end, for hard-wiring

Step 4. Cord/Conduit Length

03	3' cord/conduit
06	6' cord/conduit
10	10' cord/conduit
20	20' cord/conduit

Step 5. Attachment

G	grommet mount
S	surface clamp

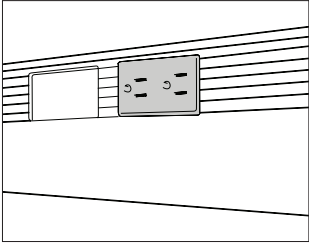
Prices for Steps 1-5.

		03G	03S	06G	06S	10G	10S
Y1323. 3	A	\$402	402	402	402	420	420
	B	\$478	478	478	478	495	495
4	A	\$501	501	501	501	514	514
	B	\$581	581	581	581	595	595
5	A	\$563	563	563	563	579	579
	B	\$642	642	642	642	654	654
6	A	\$661	661	661	661	678	678
	B	\$741	741	741	741	755	755
						20G	20S
Y1323. 3	A					\$489	489
	B					\$561	561
4	A					\$588	588
	B					\$661	661
5	A					\$648	648
	B					\$750	750
6	A					\$745	745
	B					\$853	853

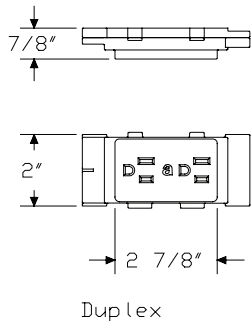
Action Office® Series 2 Walls

Step 6. Finish		
0H	black	+\$0
0I	silver	+\$0
0J	white	+\$0

Receptacle, 4 Circuit, 15 Amp K1311.
(package of 6)



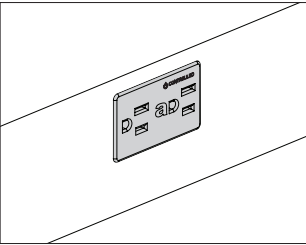
Product Information
Description
This receptacle locks into the electrical harness of the following powered products: Action Office® Series 2 or Prospects® cable management panel frame, Prospects panel, Action Office Series 2 thin base panel, Passage® desk module, or Abak® access zone power harness. It provides power to equipment with a 15-amp standard plug head or cap. Package contains 6 receptacles. It is UL listed and CSA certified.
Notes
For information on types of receptacles and their applications, refer to individual product planning guides.
When specifying for Action Office Series 2 cable management panel frame, order 4-circuit receptacle (K1311.). When specifying for all other Series 2 panels, order 4-circuit receptacle (A1311.) or 20-amp 4-circuit receptacle (X1311.).
Receptacle is used with an Abak access zone power harness (AK132.) used in access zone cladding (AK151.).
Dimensions



Specification Information
Step 1.
K1311.
Step 2. Type
A duplex, circuit a
B duplex, circuit b
C duplex, circuit c
DN duplex, circuit d
BI duplex, circuit b, isolated ground
CI duplex, circuit c, isolated ground
D duplex, circuit d, isolated ground
Prices for Steps 1-2.
K1311. A \$320
B \$320
C \$320
DN \$320
BI \$320
CI \$320
D \$320

Step 3. Receptacle Finish
8Q folkstone grey +\$0
BU black umber +\$0
CL cool grey neutral +\$0
HF inner tone light +\$0
LT light tone +\$0
LU soft white +\$0
MT medium tone +\$0
SG slate grey +\$0
WL sandstone +\$0
WN warm grey neutral +\$0

Controlled Receptacle, 4 Circuit, K1311M 15 Amp (package of 6)



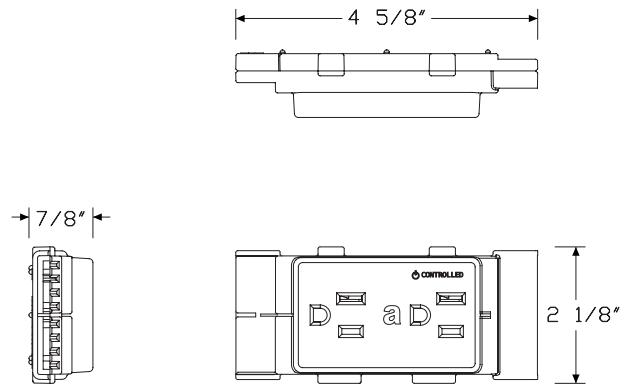
Product Information

Description
This receptacle is to be used for ASHRAE90.1 and Title 24 compliance. A controlled receptacle should be used for any receptacles that are under automated control by the energy management system. The receptacle locks into the electrical harness of the Action Office® Series 2 cable management panel frame or Action Office Series 2 thin-base panel. It provides power to equipment with a 15-amp standard plug head or cap. Package contains 6 receptacles. It is UL listed and CSA certified.

Notes

When specifying for Action Office Series 2 cable management panel frame, order 4-circuit receptacle (K1311M.). When specifying for all other Series 2 panels, order 4-circuit receptacle (A1311M.) or 20-amp 4-circuit receptacle (X1311M.) separately.
For information on types of receptacles and their applications, see the individual product planning guides.

Dimensions



Specification Information

Step 1.

K1311M. A

Step 2. Type

- A** duplex, circuit a A
- B** duplex, circuit b A
- C** duplex, circuit c A
- DN** duplex, circuit d A
- BI** duplex, circuit b, isolated ground A
- CI** duplex, circuit c, isolated ground A
- D** duplex, circuit d, isolated ground A

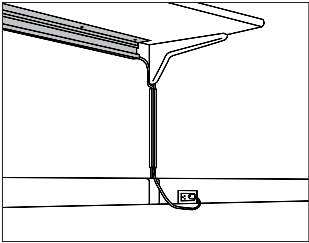
Prices for Steps 1-2.

K1311M. A	\$320
B	\$320
C	\$320
DN	\$320
BI	\$320
CI	\$320
D	\$320

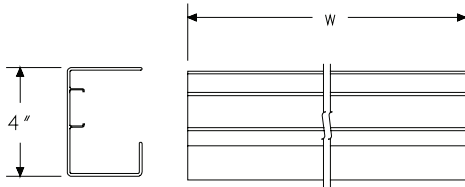
Step 3. Receptacle Finish

8Q	folkstone grey	+\$0
BU	black umber	+\$0
CL	cool grey neutral	+\$0
HF	inner tone light	+\$0
LT	light tone	+\$0
LU	soft white	+\$0
MT	medium tone	+\$0
SG	slate grey	+\$0
WL	sandstone	+\$0
WN	warm grey neutral	+\$0

Cable Management Trough, Work Surface Suspended A0382.

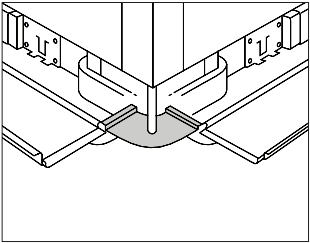


Product Information
Description
This trough attaches under an Action Office® suspended work surface to manage cables. Attachment hardware is included.
Dimensions



Specification Information
Step 1.
A0382.
Step 2. Width
30 30" wide
40 40" wide
Prices for Steps 1-2.
A0382.30 \$117
40 \$143
Step 3. Surface Finish
BU black umber +\$0
MT medium tone +\$0

Cable/Energy Barrier, Connector A1381.



Product Information

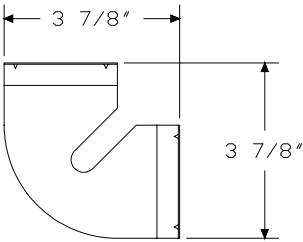
Description

This cable/energy barrier provides a continuous, grounded metal barrier at the base of a connector to separate voice/data cables from the baseline electrical harness. Package contains 6.

Notes

Barrier does not fit in thin base connectors (A8220., A8221., A8230., A8231., A8240., A8260., A8271., A8276.).
Barrier must be field installed.

Dimensions



Specification Information

Step 1.

A1381. A

Step 2. Configuration


- 1 2-way 90° connector A
- 2 spacer A
- 3 3-way 90° connector A
- 4 4-way 90° connector A

Prices for Steps 1-2.

A1381. 1	\$194
2	\$194
3	\$194
4	\$194

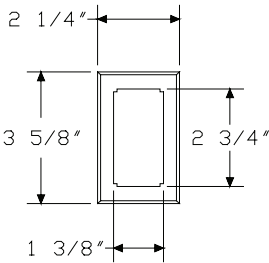
Communication Port Faceplate Reducer

G1189.

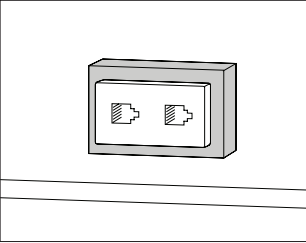


Product Information
Description
This faceplate fits into a communication port cutout and reduces the size of the cutout to fit specific telecommunications outlet/connector faceplates. Finish is black. Package contains 6.
Faceplate fits into the following communication port cutouts:
<ul style="list-style-type: none">• Action Office® Series 2, or Ethospace® cable management side cover• Action Office Series 2 cable management panel face• Ethospace cable-access tile upper port• Canvas communication port cutouts
Notes
Purchase preconfigured voice/data outlets/connector faceplates separately from their manufacturers.
When specifying faceplate for Action Office Series 2 panel or Ethospace frame, order “J” or “G” power option with communication port locations.
When specifying faceplate for Ethospace grooved face tile or frame with grooved side covers, order both reducer (G1189.A) and extender (G1189.B).
Dimensions

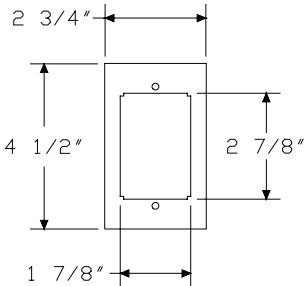
Specification Information
Step 1.
G1189.A
\$80



Communication Port Faceplate Extender G1189.

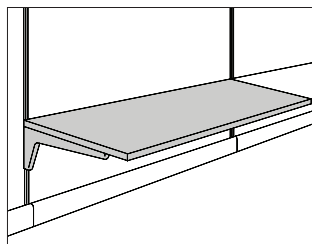


Product Information
<p>Description</p> <p>This faceplate fits over the communication port cutout of the following products: Action Office® Series 2 or Ethospace® cable management side cover; Action Office Series 2 cable management panel face; or Ethospace cable access tile upper port. It allows installation of specific cable communication modules without interfering with cable distribution capacity. Attachment hardware is included. Package contains 6.</p>
<p>Notes</p> <p>Purchase preconfigured voice/data modules/faceplates separately from their manufacturers.</p> <p>When specifying faceplate for Action Office Series 2 panel or Ethospace frame, order “J” or “G” power option with communication port locations.</p> <p>When specifying faceplate for Ethospace grooved face tile or frame with grooved side covers, order both reducer (G1189.A) and extender (G1189.B).</p>
<p>Dimensions</p>



Specification Information		
Step 1.		
G1189.B		\$106
Step 2. Surface Finish		
8Q	folkstone grey	+\$0
91	white	+\$0
98	studio white A	+\$0
BU	black umber	+\$0
CL	cool grey neutral	+\$0
G1	graphite	+\$0
HF	inner tone light	+\$0
LU	soft white	+\$0
MT	medium tone	+\$0
SG	slate grey	+\$0
WL	sandstone	+\$0
WN	warm grey neutral	+\$0

Squared-Edge Rectangular Work Surface A2310.



Product Information

Description

This work surface hangs from a panel or wall strips and has predrilled holes for drawers and suspended pedestals. It is available in 2 depths and 23 widths. The work surface has a laminate top and thermoplastic edge, laminate top with a thermoplastic backed plywood edge, or a veneer top and edge. Attachment hardware is included.

66"- and 72"-wide surfaces include 1 additional center bracket; 78", 84", 90", and 96"-wide surfaces include 2 additional center brackets.

Notes

For additional size, shape, cable management, and finish options, see Vary Easy Program in Appendices.

To use freestanding pedestal or lateral file below work surface requires following clearance:

Surface Width—Filing Width Clearance

24"—21"

30"—27"

36"—33"

42"—39"

48"—45"

54"—51"

60"—57"

66"—27"

72"—34¹/₄"

78"—34¹/₄"

84"—39¹/₄"

90"—42"

96"—45"

For additional support at front corner of work surface, order work surface bracket (A2390.) separately.

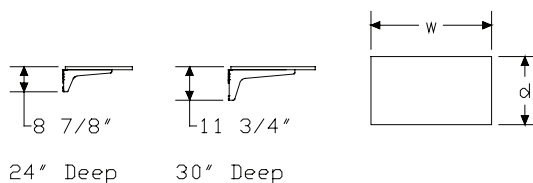
To order optional storage products, see Filing and Storage.

MicrobeCare™ is an antimicrobial coating applied to the laminate or veneer surface of this product.

MicrobeCare™ protects products from mold, mildew, algae, and bacteria that cause deterioration, discoloration, odors, and stains.

MicrobeCare™ is registered with the US Environmental Protection Agency (EPA).

Dimensions



24" Deep

30" Deep

Squared-Edge Rectangular Work Surface *continued*

Specification Information

Step 1.

A2310.

Step 2. Depth

24 24" deep

30 30" deep

Step 3. Width

24 24" wide

30 30" wide

36 36" wide

42 42" wide

48 48" wide

54 54" wide

60 60" wide

66 66" wide

72 72" wide

78 78" wide

84 84" wide

90 90" wide

96 96" wide

Step 4. Surface Material

For 24" wide (24), 30" wide (30), 36" wide (36), 42" wide (42), 48" wide (48), 60" wide (60), 66" wide (66), 72" wide (72), 84" wide (84), 90" wide (90), or 96" wide (96)

J thermally-fused laminate top/thermoplastic edge with MicrobeCare™

M thermally-fused laminate top/thermoplastic edge

T thermally-fused laminate top/universal edge

L high-pressure laminate top/thermoplastic edge

U high-pressure laminate/universal edge

W veneer **A**

A high-pressure laminate top/thermoplastic edge with MicrobeCare™ **A**

For 54" wide (54) or 78" wide (78)

J thermally-fused laminate top/thermoplastic edge with MicrobeCare™

M thermally-fused laminate top/thermoplastic edge

T thermally-fused laminate top/universal edge

L high-pressure laminate top/thermoplastic edge

U high-pressure laminate/universal edge

A high-pressure laminate top/thermoplastic edge with MicrobeCare™ **A**

Prices for Steps 1-4.

	J	M	T	L	U	W
A2310. 24 24	\$464	385	373	475	460	784
30	\$489	407	407	502	502	837
36	\$513	433	433	534	534	912
42	\$538	457	457	564	564	979
48	\$575	482	482	594	594	1037
54	\$667	575	575	708	708	—
60	\$706	614	599	756	738	1317
66	\$760	667	667	821	821	1424
72	\$788	696	693	858	853	1483
78	\$866	761	761	938	938	—
84	\$891	786	786	968	968	1648
90	\$975	869	845	1070	1041	1708
96	\$1041	934	910	1151	1121	1766
30 24	\$507	427	417	526	513	837
30	\$538	457	457	564	564	940
36	\$606	527	512	649	631	1037
42	\$651	569	555	702	683	1114
48	\$684	592	577	729	711	1153
54	\$784	693	676	853	833	—
60	\$848	756	735	931	906	1433
66	\$878	786	765	968	942	1541
72	\$960	869	845	1070	1041	1660
78	\$1035	931	905	1146	1114	—
84	\$1079	975	950	1201	1170	1800
90	\$1144	1039	1014	1280	1249	1890
96	\$1214	1107	1081	1364	1332	1975

	A
A2310. 24 24	\$572
30	\$602
36	\$632
42	\$663
48	\$708
54	\$821
60	\$870
66	\$936
72	\$971
78	\$1066
84	\$1097
90	\$1201
96	\$1282

Squared-Edge Rectangular Work Surface *continued*

30 24	\$625
30	\$663
36	\$747
42	\$802
48	\$843
54	\$966
60	\$1045
66	\$1081
72	\$1183
78	\$1275
84	\$1329
90	\$1410
96	\$1495

Step 5.

Top Finish

For high-pressure laminate top/thermoplastic edge (L), high-pressure laminate/universal edge (U), or high-pressure laminate top/thermoplastic edge with MicrobeCare™ (A)

76	light brown walnut	+\$0
8Q	folkstone grey	+\$0
91	white	+\$0
98	studio white	+\$0
CL	cool grey neutral	+\$0
HF	inner tone light	+\$0
HM	natural maple	+\$0
HP	light anigre	+\$0
HX	aged cherry	+\$0
LBA	clear on ash	+\$0
LBR	phantom ecru	+\$0
LBS	phantom cocoa	+\$0
LBU	medium matte walnut	+\$0
LBV	warm grey teak	+\$0
LBB	oak on ash	+\$0
LBC	walnut on ash	+\$0
LBF	neutral twill	+\$0
LBJ	graphite twill	+\$0
LBN	classic linen	+\$0
LBQ	white twill	+\$0
LT	light tone	+\$0
LU	soft white	+\$0
WL	sandstone	+\$0
WN	warm grey neutral	+\$0

Top Finish

For thermally-fused laminate top/thermoplastic edge with MicrobeCare™ (I), thermally-fused laminate top/thermoplastic edge (M), or thermally-fused laminate top/universal edge (T)

8Q	folkstone grey	+\$0
91	white	+\$0
98	studio white	+\$0
HM	natural maple	+\$0
LBA	clear on ash	+\$0
LBB	oak on ash	+\$0
LBC	walnut on ash	+\$0
LBF	neutral twill	+\$0
LBQ	white twill	+\$0
LBU	medium matte walnut	+\$0

Top/Edge Finish: Wood Veneer

For veneer (W)

2U	light brown walnut A	+\$89
40	dark brown walnut A	+\$89
CHD	noble cherry A	+\$80
EW	medium matte walnut A	+\$89
UL	natural maple A	+\$89

Squared-Edge Rectangular Work Surface *continued*

Step 6. Edge Finish

For thermally-fused laminate top/thermoplastic edge with MicrobeCare™ (J), thermally-fused laminate top/thermoplastic edge (M), high-pressure laminate top/thermoplastic edge (L), or high-pressure laminate top/thermoplastic edge with MicrobeCare™ (A)

Action Office® Work Surfaces

76	light brown walnut	+\$0
8Q	folkstone grey	+\$0
91	white	+\$0
98	studio white	+\$0
BU	black umber	+\$0
CL	cool grey neutral	+\$0
HF	inner tone light	+\$0
HM	natural maple	+\$0
HP	light anigre	+\$0
HX	aged cherry	+\$0
LBA	clear on ash	+\$0
LBR	phantom ecru	+\$0
LBS	phantom cocoa	+\$0
LBU	medium matte walnut	+\$0
LBV	warm grey teak	+\$0
LBB	oak on ash	+\$0
LBC	walnut on ash	+\$0
LBF	neutral twill	+\$0
LBJ	graphite twill	+\$0
LBN	classic linen	+\$0
LBQ	white twill	+\$0
LU	soft white	+\$0
WL	sandstone	+\$0
WN	warm grey neutral	+\$0

For thermally-fused laminate top/universal edge (T) or high-pressure laminate/universal edge (U)

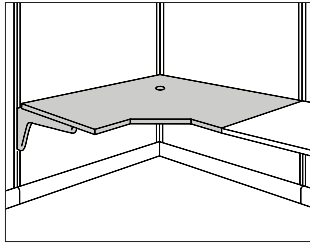
PLY	plywood edge	+\$56
------------	--------------	-------

Step 7. Support Finish

8Q	folkstone grey	+\$0
BU	black umber	+\$0
HF	inner tone light	+\$0
LT	light tone	+\$0
LU	soft white	+\$0
MT	medium tone	+\$0
SG	slate grey	+\$0
WL	sandstone	+\$0
WN	warm grey neutral	+\$0

Squared-Edge Corner Work Surface

A2332.



Product Information

Description

This 90° corner work surface hangs from panels or wall strips and has a cable access hole. It has a laminate top and thermoplastic edge, laminate top with a thermoplastic backed plywood edge, or a veneer top and edge. Attachment hardware is included.

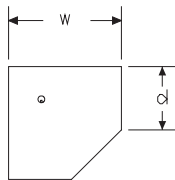
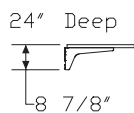
Notes

For additional size, shape, cable management, and finish options, see Vary Easy Program in Appendices.

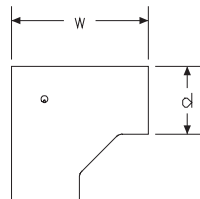
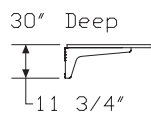
The following work surfaces are predrilled for a pencil drawer:

- 24"-deep, 42"- or 48"-wide
- 30"-deep, 48"-wide

Dimensions



24" Deep X 36" Wide
24" Deep X 42" Wide
30" Deep X 42" Wide



24" Deep X 48" Wide
30" Deep X 36" Wide
30" Deep X 48" Wide

Specification Information

Step 1.

A2332.

Step 2. Size

2436 24" deep x 36" wide
2442 24" deep x 42" wide
2448 24" deep x 48" wide
3036 30" deep x 36" wide
3042 30" deep x 42" wide
3048 30" deep x 48" wide

Step 3. Surface Material

For 24" deep x 36" wide (2436), 30" deep x 36" wide (3036), or 30" deep x 42" wide (3042)

M thermally-fused laminate top/thermoplastic edge
T thermally-fused laminate top/universal edge
L high-pressure laminate top/thermoplastic edge
U high-pressure laminate/universal edge
W veneer **A**

For 24" deep x 42" wide (2442), 24" deep x 48" wide (2448), or 30" deep x 48" wide (3048)

M thermally-fused laminate top/thermoplastic edge
L high-pressure laminate top/thermoplastic edge
W veneer **A**

Prices for Steps 1-3.

	M	T	L	U	W
A2332. 2436	\$677	661	834	764	1494
2442	\$738	—	909	—	1577
2448	\$797	—	982	—	1648
3036	\$802	782	988	905	1636
3042	\$798	778	983	899	1651
3048	\$931	—	1147	—	1824

Squared-Edge Corner Work Surface *continued*

Step 4.

Top Finish

For high-pressure laminate top/thermoplastic edge (L) or high-pressure laminate/universal edge (U)

76	light brown walnut	+\$0
8Q	folkstone grey	+\$0
91	white	+\$0
98	studio white	+\$0
CL	cool grey neutral	+\$0
HF	inner tone light	+\$0
HM	natural maple	+\$0
HP	light anigre	+\$0
HX	aged cherry	+\$0
LBA	clear on ash	+\$0
LBR	phantom ecru	+\$0
LBS	phantom cocoa	+\$0
LBU	medium matte walnut	+\$0
LBV	warm grey teak	+\$0
LBB	oak on ash	+\$0
LBC	walnut on ash	+\$0
LBF	neutral twill	+\$0
LBJ	graphite twill	+\$0
LBN	classic linen	+\$0
LBQ	white twill	+\$0
LT	light tone	+\$0
LU	soft white	+\$0
WL	sandstone	+\$0
WN	warm grey neutral	+\$0

Top Finish

For thermally-fused laminate top/thermoplastic edge (M) or thermally-fused laminate top/universal edge (T)

8Q	folkstone grey	+\$0
91	white	+\$0
98	studio white	+\$0
HM	natural maple	+\$0
LBA	clear on ash	+\$0
LBB	oak on ash	+\$0
LBC	walnut on ash	+\$0
LBF	neutral twill	+\$0
LBQ	white twill	+\$0
LBU	medium matte walnut	+\$0

Top/Edge Finish: Wood Veneer

For veneer (W)

2U	light brown walnut A	+\$137
40	dark brown walnut A	+\$137
CHD	noble cherry A	+\$123
EW	medium matte walnut A	+\$137
UL	natural maple A	+\$137

Step 5. Edge Finish

For thermally-fused laminate top/thermoplastic edge (M) or high-pressure laminate top/thermoplastic edge (L)

76	light brown walnut	+\$0
8Q	folkstone grey	+\$0
91	white	+\$0
98	studio white	+\$0
BU	black umber	+\$0
CL	cool grey neutral	+\$0
HF	inner tone light	+\$0
HM	natural maple	+\$0
HP	light anigre	+\$0
HX	aged cherry	+\$0
LBA	clear on ash	+\$0
LBR	phantom ecru	+\$0
LBS	phantom cocoa	+\$0
LBU	medium matte walnut	+\$0
LBV	warm grey teak	+\$0
LBB	oak on ash	+\$0
LBC	walnut on ash	+\$0
LBF	neutral twill	+\$0
LBJ	graphite twill	+\$0
LBN	classic linen	+\$0
LBQ	white twill	+\$0
LU	soft white	+\$0
WL	sandstone	+\$0
WN	warm grey neutral	+\$0

For thermally-fused laminate top/universal edge (T) or high-pressure laminate/universal edge (U)

PLY	plywood edge	+\$56
------------	--------------	-------

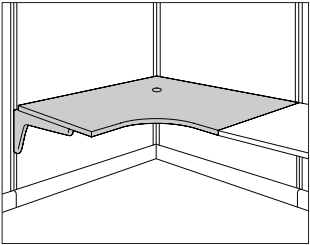
Squared-Edge Corner Work Surface *continued*

Step 6. Support Finish

8Q	folkstone grey	+\$0
BU	black umber	+\$0
HF	inner tone light	+\$0
LT	light tone	+\$0
LU	soft white	+\$0
MT	medium tone	+\$0
SG	slate grey	+\$0
WL	sandstone	+\$0
WN	warm grey neutral	+\$0

Squared-Edge Concave Corner
Work Surface

A2333.

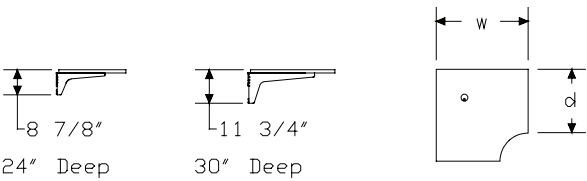


Product Information

Description
This 90° corner work surface hangs from panels or wall strips. It has a cable access hole and a laminate top and thermoplastic edge or a veneer top and edge. Attachment hardware is included.

Notes
For additional size, shape, cable management, and finish options, see Vary Easy Program in Appendices.

Dimensions



Specification Information

Step 1.
A2333.

Step 2. Depth
24 24" deep
30 30" deep

Step 3. Width
36 36" wide
42 42" wide
48 48" wide

Step 4. Surface Material
M thermally-fused laminate top/thermoplastic edge
L high-pressure laminate top/thermoplastic edge
W veneer A

Prices for Steps 1-4.			
	M	L	W
A2333. 24 36	\$677	834	1494
42	\$738	909	1577
48	\$797	982	1648
30 36	\$802	988	1671
42	\$798	983	1651
48	\$931	1147	1824

Squared-Edge Concave Corner Work Surface *continued*

Step 5.

Top Finish

For high-pressure laminate top/thermoplastic edge (L)

76	light brown walnut	+\$0
8Q	folkstone grey	+\$0
91	white	+\$0
98	studio white	+\$0
CL	cool grey neutral	+\$0
HF	inner tone light	+\$0
HM	natural maple	+\$0
HP	light anigre	+\$0
HX	aged cherry	+\$0
LBA	clear on ash	+\$0
LBR	phantom ecru	+\$0
LBS	phantom cocoa	+\$0
LBU	medium matte walnut	+\$0
LBV	warm grey teak	+\$0
LBB	oak on ash	+\$0
LBC	walnut on ash	+\$0
LBF	neutral twill	+\$0
LBJ	graphite twill	+\$0
LBN	classic linen	+\$0
LBQ	white twill	+\$0
LT	light tone	+\$0
LU	soft white	+\$0
WL	sandstone	+\$0
WN	warm grey neutral	+\$0

Top Finish

For thermally-fused laminate top/thermoplastic edge (M)

8Q	folkstone grey	+\$0
91	white	+\$0
98	studio white	+\$0
HM	natural maple	+\$0
LBA	clear on ash	+\$0
LBB	oak on ash	+\$0
LBC	walnut on ash	+\$0
LBF	neutral twill	+\$0
LBQ	white twill	+\$0
LBU	medium matte walnut	+\$0

Top/Edge Finish: Wood Veneer

For veneer (W)

2U	light brown walnut A	+\$137
40	dark brown walnut A	+\$137
CHD	noble cherry A	+\$123
EW	medium matte walnut A	+\$137
UL	natural maple A	+\$137

Step 6. Edge Finish

For thermally-fused laminate top/thermoplastic edge (M) or high-pressure laminate top/thermoplastic edge (L)

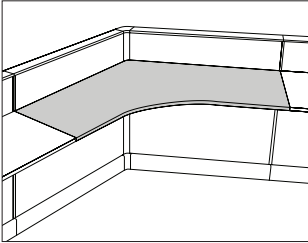
76	light brown walnut	+\$0
8Q	folkstone grey	+\$0
91	white	+\$0
98	studio white	+\$0
BU	black umber	+\$0
CL	cool grey neutral	+\$0
HF	inner tone light	+\$0
HM	natural maple	+\$0
HP	light anigre	+\$0
HX	aged cherry	+\$0
LBA	clear on ash	+\$0
LBR	phantom ecru	+\$0
LBS	phantom cocoa	+\$0
LBU	medium matte walnut	+\$0
LBV	warm grey teak	+\$0
LBB	oak on ash	+\$0
LBC	walnut on ash	+\$0
LBF	neutral twill	+\$0
LBJ	graphite twill	+\$0
LBN	classic linen	+\$0
LBQ	white twill	+\$0
LU	soft white	+\$0
WL	sandstone	+\$0
WN	warm grey neutral	+\$0

Step 7. Support Finish

8Q	folkstone grey	+\$0
BU	black umber	+\$0
HF	inner tone light	+\$0
LT	light tone	+\$0
LU	soft white	+\$0
MT	medium tone	+\$0
SG	slate grey	+\$0
WL	sandstone	+\$0
WN	warm grey neutral	+\$0

Squared-Edge 120° Corner Work Surface, 90° Ends

A2340.

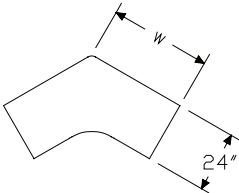
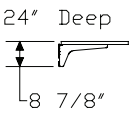


Product Information

Description

This 120° corner work surface hangs from panels and has two 90° ends. It has a laminate top and thermoplastic edge or a veneer top and edge. Attachment hardware is included.

Dimensions



Specification Information

Step 1.

A2340.

Step 2. Depth

24 24" deep

Step 3. Width

24 24" wide
30 30" wide
36 36" wide
42 42" wide
48 48" wide
60 60" wide

Step 4. Surface Material

For 24" wide (24), 30" wide (30), 36" wide (36), 42" wide (42), or 48" wide (48)

M thermally-fused laminate top/thermoplastic edge
L high-pressure laminate top/thermoplastic edge
W veneer **A**

For 60" wide (60)

L high-pressure laminate top/thermoplastic edge

Prices for Steps 1-4.

	M	L	W
A2340. 24 24	\$881	1086	1807
30	\$945	1164	1941
36	\$1010	1244	2074
42	\$1122	1382	2332
48	\$1183	1457	2582
60	—	\$1916	—

Squared-Edge 120° Corner Work Surface, 90° Ends *continued*

Step 5.

Top Finish

For high-pressure laminate top/thermoplastic edge (L)

76	light brown walnut	+\$0
8Q	folkstone grey	+\$0
91	white	+\$0
98	studio white	+\$0
CL	cool grey neutral	+\$0
HF	inner tone light	+\$0
HM	natural maple	+\$0
HP	light anigre	+\$0
HX	aged cherry	+\$0
LBA	clear on ash	+\$0
LBR	phantom ecru	+\$0
LBS	phantom cocoa	+\$0
LBU	medium matte walnut	+\$0
LBV	warm grey teak	+\$0
LBB	oak on ash	+\$0
LBC	walnut on ash	+\$0
LBF	neutral twill	+\$0
LBJ	graphite twill	+\$0
LBN	classic linen	+\$0
LBQ	white twill	+\$0
LT	light tone	+\$0
LU	soft white	+\$0
WL	sandstone	+\$0
WN	warm grey neutral	+\$0

Top Finish

For thermally-fused laminate top/thermoplastic edge (M)

8Q	folkstone grey	+\$0
91	white	+\$0
98	studio white	+\$0
HM	natural maple	+\$0
LBA	clear on ash	+\$0
LBB	oak on ash	+\$0
LBC	walnut on ash	+\$0
LBF	neutral twill	+\$0
LBQ	white twill	+\$0
LBU	medium matte walnut	+\$0

Top/Edge Finish: Wood Veneer

For veneer (W)

2U	light brown walnut A	+\$137
40	dark brown walnut A	+\$137
CHD	noble cherry A	+\$123
EW	medium matte walnut A	+\$137
UL	natural maple A	+\$137

Step 6. Edge Finish

For thermally-fused laminate top/thermoplastic edge (M) or high-pressure laminate top/thermoplastic edge (L)

76	light brown walnut	+\$0
8Q	folkstone grey	+\$0
91	white	+\$0
98	studio white	+\$0
BU	black umber	+\$0
CL	cool grey neutral	+\$0
HF	inner tone light	+\$0
HM	natural maple	+\$0
HP	light anigre	+\$0
HX	aged cherry	+\$0
LBA	clear on ash	+\$0
LBR	phantom ecru	+\$0
LBS	phantom cocoa	+\$0
LBU	medium matte walnut	+\$0
LBV	warm grey teak	+\$0
LBB	oak on ash	+\$0
LBC	walnut on ash	+\$0
LBF	neutral twill	+\$0
LBJ	graphite twill	+\$0
LBN	classic linen	+\$0
LBQ	white twill	+\$0
LU	soft white	+\$0
WL	sandstone	+\$0
WN	warm grey neutral	+\$0

Step 7. Support Finish

8Q	folkstone grey	+\$0
BU	black umber	+\$0
HF	inner tone light	+\$0
LT	light tone	+\$0
LU	soft white	+\$0
MT	medium tone	+\$0
SG	slate grey	+\$0
WL	sandstone	+\$0
WN	warm grey neutral	+\$0

Squared-Edge 120° Corner Work Surface, 120° Ends *continued*

Step 5.

Top Finish

For high-pressure laminate top/thermoplastic edge (L)

76	light brown walnut	+\$0
8Q	folkstone grey	+\$0
91	white	+\$0
98	studio white	+\$0
CL	cool grey neutral	+\$0
HF	inner tone light	+\$0
HM	natural maple	+\$0
HP	light anigre	+\$0
HX	aged cherry	+\$0
LBA	clear on ash	+\$0
LBR	phantom ecru	+\$0
LBS	phantom cocoa	+\$0
LBU	medium matte walnut	+\$0
LBV	warm grey teak	+\$0
LBB	oak on ash	+\$0
LBC	walnut on ash	+\$0
LBF	neutral twill	+\$0
LBJ	graphite twill	+\$0
LBN	classic linen	+\$0
LBQ	white twill	+\$0
LT	light tone	+\$0
LU	soft white	+\$0
WL	sandstone	+\$0
WN	warm grey neutral	+\$0

Top Finish

For thermally-fused laminate top/thermoplastic edge (M)

8Q	folkstone grey	+\$0
91	white	+\$0
98	studio white	+\$0
HM	natural maple	+\$0
LBA	clear on ash	+\$0
LBB	oak on ash	+\$0
LBC	walnut on ash	+\$0
LBF	neutral twill	+\$0
LBQ	white twill	+\$0
LBU	medium matte walnut	+\$0

Top/Edge Finish: Wood Veneer

For veneer (W)

2U	light brown walnut A	+\$137
40	dark brown walnut A	+\$137
CHD	noble cherry A	+\$123
EW	medium matte walnut A	+\$137
UL	natural maple A	+\$137

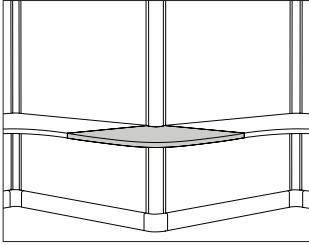
Step 6. Edge Finish

For thermally-fused laminate top/thermoplastic edge (M) or high-pressure laminate top/thermoplastic edge (L)

76	light brown walnut	+\$0
8Q	folkstone grey	+\$0
91	white	+\$0
98	studio white	+\$0
BU	black umber	+\$0
CL	cool grey neutral	+\$0
HF	inner tone light	+\$0
HM	natural maple	+\$0
HP	light anigre	+\$0
HX	aged cherry	+\$0
LBA	clear on ash	+\$0
LBR	phantom ecru	+\$0
LBS	phantom cocoa	+\$0
LBU	medium matte walnut	+\$0
LBV	warm grey teak	+\$0
LBB	oak on ash	+\$0
LBC	walnut on ash	+\$0
LBF	neutral twill	+\$0
LBJ	graphite twill	+\$0
LBN	classic linen	+\$0
LBQ	white twill	+\$0
LU	soft white	+\$0
WL	sandstone	+\$0
WN	warm grey neutral	+\$0

Step 7. Support Finish

8Q	folkstone grey	+\$0
BU	black umber	+\$0
HF	inner tone light	+\$0
LT	light tone	+\$0
LU	soft white	+\$0
MT	medium tone	+\$0
SG	slate grey	+\$0
WL	sandstone	+\$0
WN	warm grey neutral	+\$0

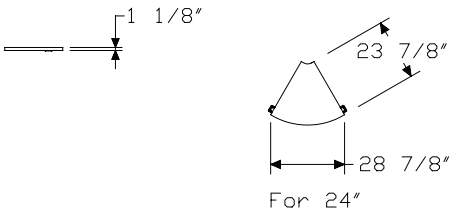


Product Information

Description

This link connects 2 120° corner work surfaces and forms a continuous surface. It has a laminate top and thermoplastic edge or a veneer top and edge. Attachment hardware is included.

Dimensions



Specification Information

Step 1.

A2344.

Step 2. Depth

24 24" deep

Step 3. Surface Material

M thermally-fused laminate top/thermoplastic edge

L high-pressure laminate top/thermoplastic edge

W veneer A

Prices for Steps 1-3.

	M	L	W
A2344. 24	\$373	460	1171

Step 4.

Top Finish

For high-pressure laminate top/thermoplastic edge (L)

76	light brown walnut	+\$0
8Q	folkstone grey	+\$0
91	white	+\$0
98	studio white	+\$0
CL	cool grey neutral	+\$0
HF	inner tone light	+\$0
HM	natural maple	+\$0
HP	light anigre	+\$0
HX	aged cherry	+\$0
LBA	clear on ash	+\$0
LBR	phantom ecru	+\$0
LBS	phantom cocoa	+\$0
LBU	medium matte walnut	+\$0
LBV	warm grey teak	+\$0
LBB	oak on ash	+\$0
LBC	walnut on ash	+\$0
LBF	neutral twill	+\$0
LBJ	graphite twill	+\$0
LBN	classic linen	+\$0
LBQ	white twill	+\$0
LT	light tone	+\$0
LU	soft white	+\$0
WL	sandstone	+\$0
WN	warm grey neutral	+\$0

Squared-Edge 120° Link *continued*

Top Finish

For thermally-fused laminate top/thermoplastic edge (M)

8Q	folkstone grey	+\$0
91	white	+\$0
98	studio white	+\$0
HM	natural maple	+\$0
LBA	clear on ash	+\$0
LBB	oak on ash	+\$0
LBC	walnut on ash	+\$0
LBF	neutral twill	+\$0
LBQ	white twill	+\$0
LBU	medium matte walnut	+\$0

Top/Edge Finish: Wood Veneer

For veneer (W)

2U	light brown walnut A	+\$43
40	dark brown walnut A	+\$43
CHD	noble cherry A	+\$38
EW	medium matte walnut A	+\$43
UL	natural maple A	+\$43

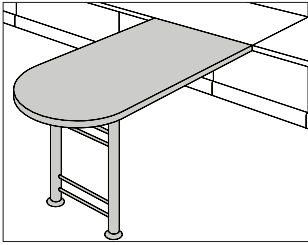
Step 5. Edge Finish

For thermally-fused laminate top/thermoplastic edge (M) or high-pressure laminate top/thermoplastic edge (L)

76	light brown walnut	+\$0
8Q	folkstone grey	+\$0
91	white	+\$0
98	studio white	+\$0
BU	black umber	+\$0
CL	cool grey neutral	+\$0
HF	inner tone light	+\$0
HM	natural maple	+\$0
HP	light anigre	+\$0
HX	aged cherry	+\$0
LBA	clear on ash	+\$0
LBR	phantom ecru	+\$0
LBS	phantom cocoa	+\$0
LBU	medium matte walnut	+\$0
LBV	warm grey teak	+\$0
LBB	oak on ash	+\$0
LBC	walnut on ash	+\$0
LBF	neutral twill	+\$0
LBJ	graphite twill	+\$0
LBN	classic linen	+\$0
LBQ	white twill	+\$0
LU	soft white	+\$0
WL	sandstone	+\$0
WN	warm grey neutral	+\$0

Squared-Edge Round-End Peninsula

A2350.



Product Information

Description

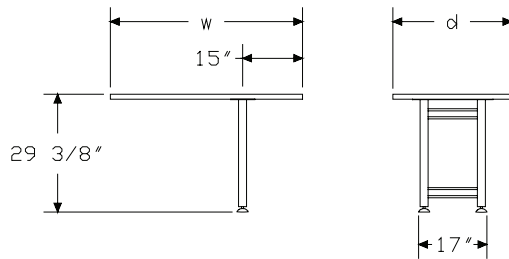
This peninsula hangs from a panel, wall strips, or another work surface and is supported by 27½"-high legs with adjustable glides. It has predrilled holes for a pencil drawer and includes attachment hardware. Shipped knocked down.

The peninsula has a laminate top and thermoplastic edge or a veneer top and edge. The 24"-deep peninsula fits a 12" to 24"-wide panel; the 30"-deep peninsula fits an 18" to 30"-wide panel; and the 36"-deep peninsula fits a 24" to 36"-wide panel.

Notes

For additional size, shape, cable management, and finish options, see Vary Easy Program in Appendices.
Order optional A-style pencil drawer (A0480.) separately.

Dimensions



Specification Information

Step 1.

A2350.

Step 2. Depth

24	24" deep
30	30" deep
36	36" deep

Step 3. Width

For 24" deep (24)

48	48" wide
60	60" wide

For 30" deep (30) or 36" deep (36)

48	48" wide
60	60" wide
72	72" wide

Step 4. Surface Material

M	thermally-fused laminate top/thermoplastic edge
L	high-pressure laminate top/thermoplastic edge
W	veneer A

Prices for Steps 1-4.

	M	L	W
A2350. 24 48	\$919	1133	1807
60	\$1004	1236	1919
30 48	\$959	1182	1860
60	\$1026	1264	1947
72	\$1093	1346	2039
36 48	\$1153	1420	2113
60	\$1228	1512	2219
72	\$1310	1614	2322

Squared-Edge Round-End Peninsula *continued*

Step 5.

Top Finish

For high-pressure laminate top/thermoplastic edge (L)

29	misted	+\$0
76	light brown walnut	+\$0
8Q	folkstone grey	+\$0
91	white	+\$0
98	studio white	+\$0
CL	cool grey neutral	+\$0
HF	inner tone light	+\$0
HM	natural maple	+\$0
HP	light anigre	+\$0
HX	aged cherry	+\$0
LBA	clear on ash	+\$0
LBR	phantom ecru	+\$0
LBS	phantom cocoa	+\$0
LBU	medium matte walnut	+\$0
LBV	warm grey teak	+\$0
LBB	oak on ash	+\$0
LBC	walnut on ash	+\$0
LBF	neutral twill	+\$0
LBJ	graphite twill	+\$0
LBN	classic linen	+\$0
LBQ	white twill	+\$0
LT	light tone	+\$0
LU	soft white	+\$0
WL	sandstone	+\$0
WN	warm grey neutral	+\$0

Top Finish

For thermally-fused laminate top/thermoplastic edge (M)

8Q	folkstone grey	+\$0
91	white	+\$0
98	studio white	+\$0
HM	natural maple	+\$0
LBA	clear on ash	+\$0
LBB	oak on ash	+\$0
LBC	walnut on ash	+\$0
LBF	neutral twill	+\$0
LBQ	white twill	+\$0
LBU	medium matte walnut	+\$0

Top/Edge Finish: Wood Veneer

For veneer (W)

2U	light brown walnut A	+\$105
40	dark brown walnut A	+\$105
CHD	noble cherry A	+\$94
EW	medium matte walnut A	+\$105
UL	natural maple A	+\$105

Step 6. Edge Finish

For thermally-fused laminate top/thermoplastic edge (M) or high-pressure laminate top/thermoplastic edge (L)

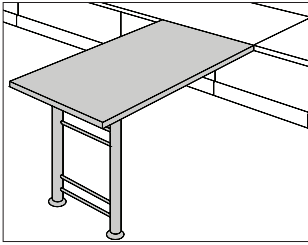
76	light brown walnut	+\$0
8Q	folkstone grey	+\$0
91	white	+\$0
98	studio white	+\$0
BU	black umber	+\$0
CL	cool grey neutral	+\$0
HF	inner tone light	+\$0
HM	natural maple	+\$0
HP	light anigre	+\$0
HX	aged cherry	+\$0
LBA	clear on ash	+\$0
LBR	phantom ecru	+\$0
LBS	phantom cocoa	+\$0
LBU	medium matte walnut	+\$0
LBV	warm grey teak	+\$0
LBB	oak on ash	+\$0
LBC	walnut on ash	+\$0
LBF	neutral twill	+\$0
LBJ	graphite twill	+\$0
LBN	classic linen	+\$0
LBQ	white twill	+\$0
LU	soft white	+\$0
WL	sandstone	+\$0
WN	warm grey neutral	+\$0

Step 7. Leg Finish

8Q	folkstone grey	+\$0
91	white	+\$0
BU	black umber	+\$0
HF	inner tone light	+\$0
LT	light tone	+\$0
LU	soft white	+\$0
MT	medium tone	+\$0
SG	slate grey	+\$0
WL	sandstone	+\$0
WN	warm grey neutral	+\$0

Squared-Edge Rectangular Peninsula

A2352.



Product Information

Description

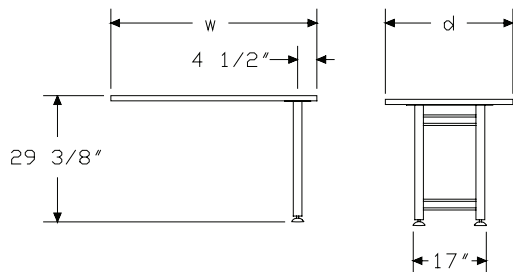
This peninsula hangs from a panel, wall strips, or another work surface and is supported by 27½"-high legs with adjustable glides. It has predrilled holes for a pencil drawer and includes attachment hardware. Shipped knocked down.

The peninsula has a laminate top and thermoplastic edge, laminate top with a thermoplastic backed plywood edge, or a veneer top and edge. The 24"-deep peninsula fits a 12"- to 24"-wide panel; the 30"-deep peninsula fits an 18"- to 30"-wide panel; and the 36"-deep peninsula fits a 24"- to 36"-wide panel.

Notes

For additional size, shape, cable management, and finish options, see Vary Easy Program in Appendices.
Order optional A-style pencil drawer (A0480.) separately.

Dimensions



Specification Information

Step 1.

A2352.

Step 2. Depth

24	24" deep
30	30" deep
36	36" deep

Step 3. Width

For 24" deep (24)

48	48" wide
60	60" wide

For 30" deep (30) or 36" deep (36)

48	48" wide
60	60" wide
72	72" wide

Step 4. Surface Material

M	thermally-fused laminate top/thermoplastic edge
T	thermally-fused laminate top/universal edge
L	high-pressure laminate top/thermoplastic edge
U	high-pressure laminate/universal edge
W	veneer A

Prices for Steps 1-4.

	M	T	L	U	W
A2352. 24 48	\$903	878	1112	1015	1784
60	\$986	961	1215	1111	1894
30 48	\$939	919	1156	1063	1843
60	\$1008	983	1242	1137	1930
72	\$1074	1048	1323	1212	2012
36 48	\$1128	1101	1389	1273	2083
60	\$1209	1180	1489	1364	2186
72	\$1287	1256	1585	1451	2294

Squared-Edge Rectangular Peninsula *continued*

Step 5.

Top Finish

For high-pressure laminate top/thermoplastic edge (L) or high-pressure laminate/universal edge (U)

76	light brown walnut	+\$0
8Q	folkstone grey	+\$0
91	white	+\$0
98	studio white	+\$0
CL	cool grey neutral	+\$0
HF	inner tone light	+\$0
HM	natural maple	+\$0
HP	light anigre	+\$0
HX	aged cherry	+\$0
LBA	clear on ash	+\$0
LBR	phantom ecru	+\$0
LBS	phantom cocoa	+\$0
LBU	medium matte walnut	+\$0
LBV	warm grey teak	+\$0
LBB	oak on ash	+\$0
LBC	walnut on ash	+\$0
LBF	neutral twill	+\$0
LBJ	graphite twill	+\$0
LBN	classic linen	+\$0
LBQ	white twill	+\$0
LT	light tone	+\$0
LU	soft white	+\$0
WL	sandstone	+\$0
WN	warm grey neutral	+\$0

Top Finish

For thermally-fused laminate top/thermoplastic edge (M) or thermally-fused laminate top/universal edge (T)

8Q	folkstone grey	+\$0
91	white	+\$0
98	studio white	+\$0
HM	natural maple	+\$0
LBA	clear on ash	+\$0
LBB	oak on ash	+\$0
LBC	walnut on ash	+\$0
LBF	neutral twill	+\$0
LBQ	white twill	+\$0
LBU	medium matte walnut	+\$0

Top/Edge Finish: Wood Veneer

For veneer (W)

2U	light brown walnut A	+\$105
40	dark brown walnut A	+\$105
CHD	noble cherry A	+\$94
EW	medium matte walnut A	+\$105
UL	natural maple A	+\$105

Step 6. Edge Finish

For thermally-fused laminate top/thermoplastic edge (M) or high-pressure laminate top/thermoplastic edge (L)

76	light brown walnut	+\$0
8Q	folkstone grey	+\$0
91	white	+\$0
98	studio white	+\$0
BU	black umber	+\$0
CL	cool grey neutral	+\$0
HF	inner tone light	+\$0
HM	natural maple	+\$0
HP	light anigre	+\$0
HX	aged cherry	+\$0
LBA	clear on ash	+\$0
LBR	phantom ecru	+\$0
LBS	phantom cocoa	+\$0
LBU	medium matte walnut	+\$0
LBV	warm grey teak	+\$0
LBB	oak on ash	+\$0
LBC	walnut on ash	+\$0
LBF	neutral twill	+\$0
LBJ	graphite twill	+\$0
LBN	classic linen	+\$0
LBQ	white twill	+\$0
LU	soft white	+\$0
WL	sandstone	+\$0
WN	warm grey neutral	+\$0

For thermally-fused laminate top/universal edge (T) or high-pressure laminate/universal edge (U)

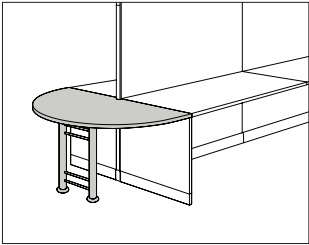
PLY	plywood edge	+\$56
------------	--------------	-------

Squared-Edge Rectangular
Peninsula *continued*

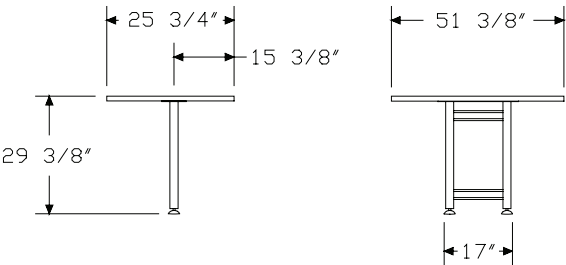
Action Office® Work Surfaces

Step 7. Leg Finish		
8Q	folkstone grey	+\$0
91	white	+\$0
BU	black umber	+\$0
HF	inner tone light	+\$0
LT	light tone	+\$0
LU	soft white	+\$0
MT	medium tone	+\$0
SG	slate grey	+\$0
WL	sandstone	+\$0
WN	warm grey neutral	+\$0

Squared-Edge D-Shaped Work Surface A2355.



Product Information
<p>Description</p> <p>This squared-edge work surface fits against 2 24"-wide work surfaces that are at the end of a run and includes a cutout to allow a flush fit against the finished end. It has 27½"-high legs and a laminate top and thermoplastic edge. Attachment hardware is included. Shipped knocked down.</p>
<p>Notes</p> <p>Work surface does not provide support to panels; order end work surface support panel (A2380.) separately when using this surface next to rectangular surfaces or corner surfaces with overhead storage. For information on panel support, see Action Office Series 2 Planning Guide.</p> <p>For additional size, shape, cable management, and finish options, see Vary Easy Program in Appendices.</p> <p>Storage products, keyboard support products, and accessory products cannot attach to work surface.</p>
<p>Dimensions</p>



Specification Information		
Step 1.		
A2355.50L		\$926
Step 2. Top Finish		
76	light brown walnut	+\$0
8Q	folkstone grey	+\$0
91	white	+\$0
98	studio white	+\$0
CL	cool grey neutral	+\$0
HF	inner tone light	+\$0
HM	natural maple	+\$0
HP	light anigre	+\$0
HX	aged cherry	+\$0
LBA	clear on ash	+\$0
LBR	phantom ecru	+\$0
LBS	phantom cocoa	+\$0
LBU	medium matte walnut	+\$0
LBV	warm grey teak	+\$0
LBB	oak on ash	+\$0
LBC	walnut on ash	+\$0
LBF	neutral twill	+\$0
LBJ	graphite twill	+\$0
LBN	classic linen	+\$0
LBQ	white twill	+\$0
LT	light tone	+\$0
LU	soft white	+\$0
WL	sandstone	+\$0
WN	warm grey neutral	+\$0

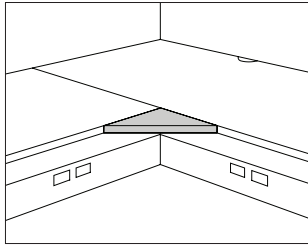
Squared-Edge D-Shaped Work Surface *continued*

Step 3. Edge Finish		
76	light brown walnut	+\$0
8Q	folkstone grey	+\$0
91	white	+\$0
98	studio white	+\$0
BU	black umber	+\$0
CL	cool grey neutral	+\$0
HF	inner tone light	+\$0
HM	natural maple	+\$0
HP	light anigre	+\$0
HX	aged cherry	+\$0
LBA	clear on ash	+\$0
LBR	phantom ecru	+\$0
LBS	phantom cocoa	+\$0
LBU	medium matte walnut	+\$0
LBV	warm grey teak	+\$0
LBB	oak on ash	+\$0
LBC	walnut on ash	+\$0
LBF	neutral twill	+\$0
LBJ	graphite twill	+\$0
LBN	classic linen	+\$0
LBQ	white twill	+\$0
LU	soft white	+\$0
WL	sandstone	+\$0
WN	warm grey neutral	+\$0

Step 4. Leg Finish		
8Q	folkstone grey	+\$0
91	white	+\$0
BU	black umber	+\$0
HF	inner tone light	+\$0
LT	light tone	+\$0
LU	soft white	+\$0
MT	medium tone	+\$0
SG	slate grey	+\$0
WL	sandstone	+\$0
WN	warm grey neutral	+\$0

Squared-Edge Corner Wedge

Y2091.



Product Information

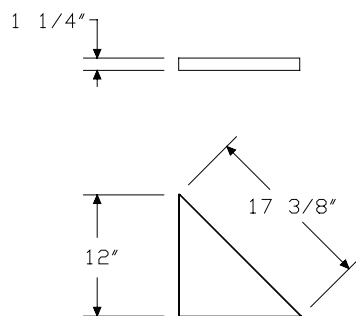
Description

This wedge attaches to 2 work surfaces at a 90° angle to provide a corner work surface. It can be used with Action Office®, Canvas, and Ethospace® surfaces. The wedge has a laminate top and thermoplastic edge, laminate top with a thermoplastic backed plywood edge, or a veneer top and edge. Attachment hardware is included.

Notes

Corner wedge can support a keyboard tray attached to the underside of the work surfaces in 90° corner applications.

Dimensions



Specification Information

Step 1.

Y2091.

Step 2. Surface Material

L	high-pressure laminate top/thermoplastic edge
U	high-pressure laminate/universal edge
W	veneer A

Prices for Steps 1-2.

Y2091. L	\$174
U	\$166
W	\$248

Step 3.

Top Finish

For high-pressure laminate top/thermoplastic edge (L) or high-pressure laminate/universal edge (U)

76	light brown walnut	+\$0
8Q	folkstone grey	+\$0
91	white	+\$0
98	studio white	+\$0
CL	cool grey neutral	+\$0
HF	inner tone light	+\$0
HM	natural maple	+\$0
HP	light anigre	+\$0
HX	aged cherry	+\$0
LBA	clear on ash	+\$0
LBR	phantom ecru	+\$0
LBS	phantom cocoa	+\$0
LBU	medium matte walnut	+\$0
LBV	warm grey teak	+\$0
LBB	oak on ash	+\$0
LBC	walnut on ash	+\$0
LBF	neutral twill	+\$0
LBJ	graphite twill	+\$0
LBN	classic linen	+\$0
LBQ	white twill	+\$0
LT	light tone	+\$0
LU	soft white	+\$0
WL	sandstone	+\$0
WN	warm grey neutral	+\$0

Squared-Edge Corner Wedge

continued

Action Office® Work Surfaces

Top/Edge Finish: Wood Veneer

For veneer (W)

CHD	noble cherry A	+\$39
2U	light brown walnut A	+\$39
40	dark brown walnut A	+\$39
EW	medium matte walnut A	+\$39
ET	clear on ash A	+\$39
EU	oak on ash A	+\$39
EV	walnut on ash A	+\$39
UL	natural maple A	+\$39

Step 4. Edge Finish

For high-pressure laminate top/thermoplastic edge (L)

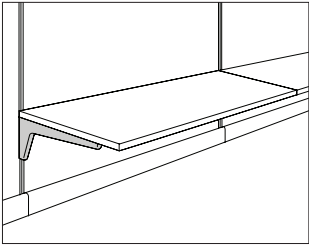
76	light brown walnut	+\$0
8Q	folkstone grey	+\$0
91	white	+\$0
98	studio white	+\$0
BU	black umber	+\$0
CL	cool grey neutral	+\$0
HF	inner tone light	+\$0
HM	natural maple	+\$0
HP	light anigre	+\$0
HX	aged cherry	+\$0
LBA	clear on ash	+\$0
LBR	phantom ecru	+\$0
LBS	phantom cocoa	+\$0
LBU	medium matte walnut	+\$0
LBV	warm grey teak	+\$0
LBB	oak on ash	+\$0
LBC	walnut on ash	+\$0
LBF	neutral twill	+\$0
LBJ	graphite twill	+\$0
LBN	classic linen	+\$0
LBQ	white twill	+\$0
LU	soft white	+\$0
WL	sandstone	+\$0
WN	warm grey neutral	+\$0

For high-pressure laminate/universal edge (U)

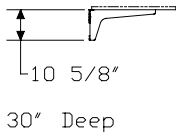
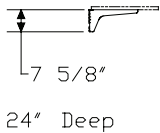
PLY	plywood edge	+\$50
------------	--------------	-------

Work Surface Support, Single

A2393.



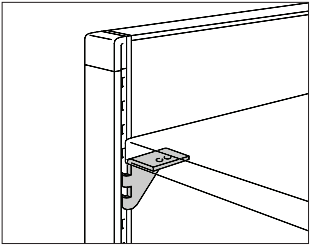
Product Information
Description
This bracket supports a work surface on the left or right side. It can be used in conjunction with an open return, work surface support panel, or support pedestal. Ganging bracket included only.
Dimensions



Specification Information		
Step 1.		
A2393.		
Step 2. Work Surface Depth		
24	24" deep	
30	30" deep	
Step 3. Position		
L	left	
R	right	
Prices for Steps 1-3.		
	L	R
A2393. 24	\$52	52
30	\$80	80
Step 4. Surface Finish		
RS	ironstone	-\$3
8Q	folkstone grey	+\$0
BU	black umber	+\$0
HF	inner tone light	+\$0
LT	light tone	+\$0
LU	soft white	+\$0
MT	medium tone	+\$0
SG	slate grey	+\$0
WL	sandstone	+\$0
WN	warm grey neutral	+\$0

Work Surface Bracket

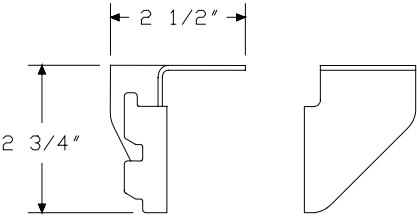
A2390.



Product Information

Description
This black umber bracket attaches to the front corner of a hanging work surface to provide additional support. It can be used only when the return panel width matches the work surface depth. This bracket cannot be used with a Flex-Edge™ work surface. Package contains 4.

Dimensions



Specification Information

Step 1.

A2390.

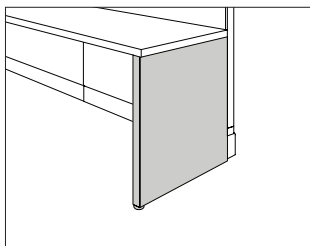
Step 2. Position

- L** left
- R** right

Prices for Steps 1-2.

A2390. L	\$74
R	\$74

Work Surface Support Panel, End A2380.



Product Information

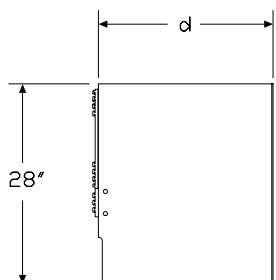
Description

This panel attaches to both a work surface and a panel at the end of a panel run to provide support and to eliminate the need for a return panel and panel connector. It attaches under a work surface at the left or right end of a panel. The panel has a laminate surface and 1" adjustable glides. Attachment hardware is included.

Notes

Specify depth of support panel to match depth of work surface.
For limitations when using support panel, see Action Office Series 2
Planning Guide.

Dimensions



Specification Information

Step 1.

A2380.

Step 2. Depth

24	24" deep
30	30" deep

Step 3. Surface Material

L high-pressure laminate

Prices for Steps 1-3.

	L
A2380. 24	\$438
30	\$497

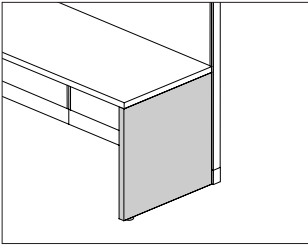
Step 4. Surface Finish

Solid-Color Laminate

8Q	folkstone grey	+\$0
91	white	+\$0
BU	black umber	+\$0
HF	inner tone light	+\$0
LU	soft white	+\$0
WL	sandstone	+\$0
WN	warm grey neutral	+\$0

Work Surface Support Panel,
End, Thin Base

A8380.

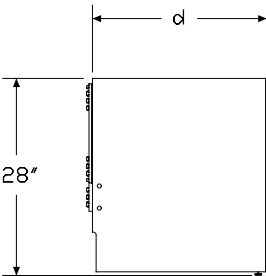


Product Information

Description
This panel attaches to both a work surface and an Action Office® Series 2 thin base panel at the end of a panel run to provide support. It eliminates the need for a return panel and panel connector. It attaches under a work surface at the left or right end of a panel. The panel has a laminate surface and 1" adjustable glides. Attachment hardware included.

Notes
Specify depth of support panel to match depth of work surface.
For information on proper support with surface support panels, see Action Office Series 2 Planning Guide.

Dimensions



Specification Information

Step 1.
A8380.

Step 2. Depth
24 24" deep
30 30" deep

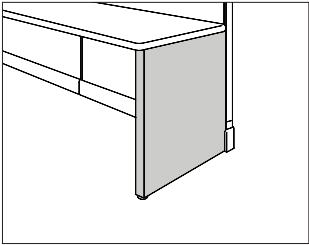
Step 3. Surface Material
L high-pressure laminate

Prices for Steps 1-3.		L
A8380. 24		\$446
30		\$503

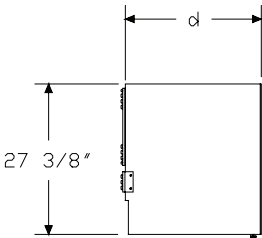
Step 4. Surface Finish		
Solid-Color Laminate		
8Q	folkstone grey	+\$0
BU	black umber	+\$0
HF	inner tone light	+\$0
LU	soft white	+\$0
WL	sandstone	+\$0
WN	warm grey neutral	+\$0

Work Surface Support Panel

AO432.



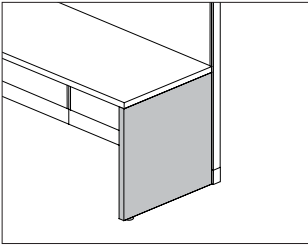
Product Information
Description
This panel attaches to both a radiused-edge rectangular work surface and an Action Office Series 1 or Series 2 panel to provide support and to eliminate the need for a return panel and panel connector. It attaches under a work surface at the left or right end of a panel and provides support at either a panel end run or mid-run. The panel has a laminate surface and 1" adjustable glides. Attachment hardware is included.
Notes
Specify support panel depth to match work surface depth.
Dimensions



Specification Information
Step 1.
AO432.
Step 2. Depth
24 24" deep
30 30" deep
Prices for Steps 1-2.
AO432. 24 \$445
30 \$502
Step 3. Surface Finish
8Q folkstone grey +\$0
91 white +\$0
BU black umber +\$0
HF inner tone light +\$0
HT inner tone (discontinuing) +\$0
LT light tone +\$0
LU soft white <input type="checkbox"/> A +\$0
WL sandstone +\$0
WN warm grey neutral +\$0

Work Surface Support Panel,
Thin Base

A0832.

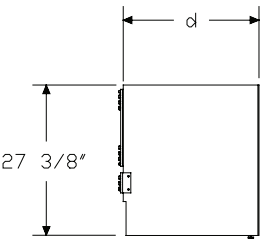


Product Information

Description
This panel attaches to both a radiused-edge rectangular work surface and an Action Office Series 2 thin base panel to provide support and to eliminate the need for a return panel and panel connector. It attaches under a work surface at the left or right end of a panel and provides support at either a panel end run or mid-run. The panel has a laminate surface and 1" adjustable glides. Attachment hardware is included.

Notes
Specify support panel depth to match work surface depth.

Dimensions



Specification Information

Step 1.

A0832.

Step 2. Depth

- 24

24" deep
- 30

30" deep

Prices for Steps 1-2.

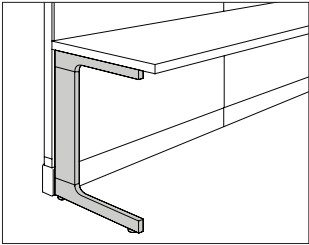
A0832.24	\$449
30	\$507

Step 3. Surface Finish

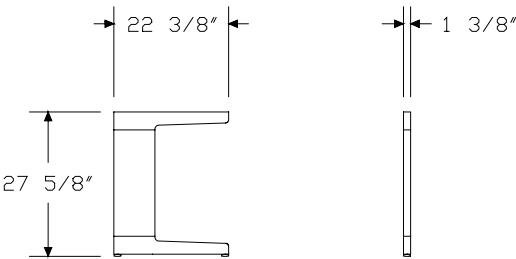
8Q	folkstone grey	+\$0
BU	black umber	+\$0
HF	inner tone light	+\$0
HT	inner tone (discontinuing)	+\$0
LU	soft white A	+\$0
WL	sandstone	+\$0
WN	warm grey neutral	+\$0

C-Leg

A2381.



Product Information
Description
This metal leg supports the left or right side of a 24"- or 30"-deep work surface. It attaches to the work surface and a panel at the end of a run and eliminates the need for a return panel and panel connector. The leg has 1" adjustable glides. Attachment hardware is included.
Dimensions

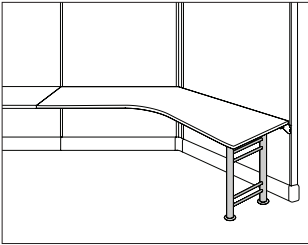


Specification Information
Step 1.
A2381.29
\$668
Step 2. Leg Finish
8Q folkstone grey
BU black umber
HF inner tone light
LT light tone
LU soft white
MT medium tone
SG slate grey
WL sandstone
WN warm grey neutral

Action Office® Work Surfaces

H-Leg

A2394.



Product Information

Description

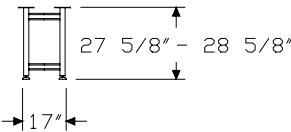
This 24"-wide, H-shaped metal leg supports the left or right side of a 24"-deep 120° corner work surface. It attaches to the corner work surface at the end of a run and eliminates the need for a return panel and panel connector. The leg has 1" adjustable glides. Attachment hardware is included.

Notes

When H-leg replaces an existing return panel or end work surface support panel, work surface bracket (A2390.) must be ordered to support 120° corner work surface.

For limitations when using H-leg, see Action Office 120° Planning Guide Addendum.

Dimensions



Specification Information

Step 1.

A2394.

Step 2. Width

24 for 24"-deep work surface

Prices for Steps 1-2.

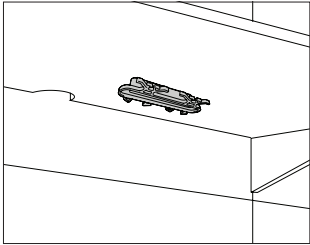
A2394. 24 \$444

Step 3. Leg Finish

8Q	folkstone grey	+\$0
BU	black umber	+\$0
HF	inner tone light	+\$0
LT	light tone	+\$0
LU	soft white	+\$0
MT	medium tone	+\$0
SG	slate grey	+\$0
WL	sandstone leg with sandstone foot	+\$0
WN	warm grey neutral	+\$0

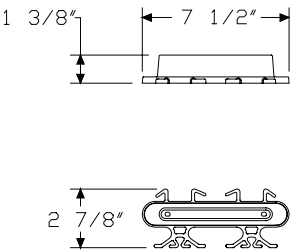
Cord Cleat

G1331.

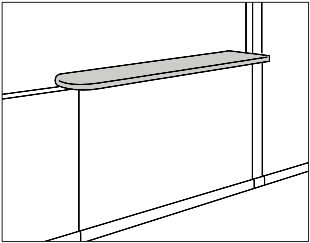


Product Information
Description
This cleat attaches to the underside of a work surface or table to manage cords and cables. Finish is cool grey neutral. Package contains 2.
Dimensions

Specification Information
Step 1.
G1331. \$33



Squared-Edge Transaction Surface, Round/Rectangular End A2820.



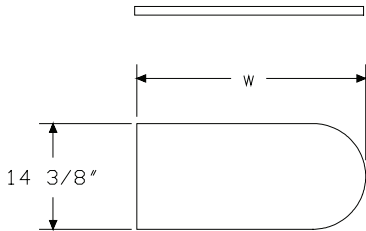
Product Information

Description
This 14"-deep surface attaches to the top of an Action Office® Series 1 or Series 2 panel to provide a counter or display surface. The round end extends 4" past the panel; the rectangular end is flush with the panel. It has a laminate top and thermoplastic edge or a veneer top and edge.

Notes

Specify surface width to match panel width as follows:
Surface Width—Panel Width
31"—24"
37"—30"
43"—36"
49"—42"
55"—48"
67"—60"
79"—72"
Order appropriate support separately:
• Center support (AO460.)
• Finished end with transaction surface end support (A1271.T)
• Mid-end support (AO463.)

Dimensions



Specification Information

Step 1.

A2820.14

Step 2. Width

31	31" wide
37	37" wide
43	43" wide
49	49" wide
55	55" wide
67	67" wide
79	79" wide

Step 3. Surface Material

M	thermally-fused laminate top/thermoplastic edge
L	high-pressure laminate top/thermoplastic edge
W	veneer <input type="checkbox"/> A

Prices for Steps 1-3.

		M	L	W
A2820.14	31	\$282	344	588
	37	\$318	388	603
	43	\$349	428	652
	49	\$371	454	671
	55	\$381	466	686
	67	\$460	563	902
	79	\$561	687	1024

Squared-Edge Transaction Surface, Round/Rectangular End

continued

Step 4.

Top Finish

For high-pressure laminate top/thermoplastic edge (L)

76	light brown walnut	+\$0
8Q	folkstone grey	+\$0
91	white	+\$0
98	studio white	+\$0
CL	cool grey neutral	+\$0
HF	inner tone light	+\$0
HM	natural maple	+\$0
HP	light anigre	+\$0
HX	aged cherry	+\$0
LBA	clear on ash	+\$0
LBR	phantom ecru	+\$0
LBS	phantom cocoa	+\$0
LBU	medium matte walnut	+\$0
LBV	warm grey teak	+\$0
LBB	oak on ash	+\$0
LBC	walnut on ash	+\$0
LBF	neutral twill	+\$0
LBJ	graphite twill	+\$0
LBN	classic linen	+\$0
LBQ	white twill	+\$0
LT	light tone	+\$0
LU	soft white	+\$0
WL	sandstone	+\$0
WN	warm grey neutral	+\$0

Top Finish

For thermally-fused laminate top/thermoplastic edge (M)

8Q	folkstone grey	+\$0
91	white	+\$0
98	studio white	+\$0
HM	natural maple	+\$0
LBA	clear on ash	+\$0
LBB	oak on ash	+\$0
LBC	walnut on ash	+\$0
LBF	neutral twill	+\$0
LBQ	white twill	+\$0
LBU	medium matte walnut	+\$0

Top/Edge Finish: Wood Veneer

For veneer (W)

2U	light brown walnut A	+\$43
40	dark brown walnut A	+\$43
CHD	noble cherry A	+\$38
EW	medium matte walnut A	+\$43
UL	natural maple A	+\$43

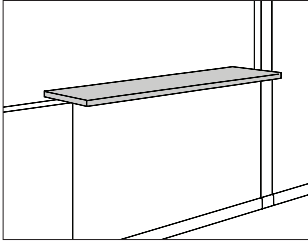
Step 5. Edge Finish

For thermally-fused laminate top/thermoplastic edge (M) or high-pressure laminate top/thermoplastic edge (L)

76	light brown walnut	+\$0
8Q	folkstone grey	+\$0
91	white	+\$0
98	studio white	+\$0
BU	black umber	+\$0
CL	cool grey neutral	+\$0
HF	inner tone light	+\$0
HM	natural maple	+\$0
HP	light anigre	+\$0
HX	aged cherry	+\$0
LBA	clear on ash	+\$0
LBR	phantom ecru	+\$0
LBS	phantom cocoa	+\$0
LBU	medium matte walnut	+\$0
LBV	warm grey teak	+\$0
LBB	oak on ash	+\$0
LBC	walnut on ash	+\$0
LBF	neutral twill	+\$0
LBJ	graphite twill	+\$0
LBN	classic linen	+\$0
LBQ	white twill	+\$0
LU	soft white	+\$0
WL	sandstone	+\$0
WN	warm grey neutral	+\$0

Squared-Edge Transaction Surface, Rectangular End

A2830.



Product Information

Description

This 14"-deep surface attaches to the top of an Action Office® Series 1 or Series 2 panel to provide a counter or display surface. Ends are flush with the panel. The surface has a laminate top and thermoplastic edge, laminate top with a thermoplastic backed plywood edge, or a veneer top and edge.

Notes

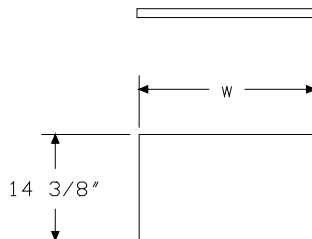
Specify surface width to match panel width.

Order support separately:

- Center support (AO460.)
- Finished end with transaction surface end support (A1271.T)
- Mid-end support (AO463.)

Task light cannot mount under 24"-wide surface.

Dimensions



Specification Information

Step 1.

A2830.14

Step 2. Width

24	24" wide
30	30" wide
36	36" wide
42	42" wide
48	48" wide
60	60" wide
72	72" wide

Step 3. Surface Material

M	thermally-fused laminate top/thermoplastic edge
T	thermally-fused laminate top/universal edge
L	high-pressure laminate top/thermoplastic edge
U	high-pressure laminate/universal edge
W	veneer A

Prices for Steps 1-3.

		M	T	L	U	W
A2830.14	24	\$234	230	286	265	443
	30	\$244	238	299	274	462
	36	\$272	265	334	305	496
	42	\$284	279	348	321	510
	48	\$297	290	363	334	628
	60	\$374	362	459	417	728
	72	\$437	427	535	491	798

Squared-Edge Transaction Surface, Rectangular End *continued*

Step 4.

Top Finish

For high-pressure laminate top/thermoplastic edge (L) or high-pressure laminate/universal edge (U)

76	light brown walnut	+\$0
8Q	folkstone grey	+\$0
91	white	+\$0
98	studio white	+\$0
CL	cool grey neutral	+\$0
HF	inner tone light	+\$0
HM	natural maple	+\$0
HP	light anigre	+\$0
HX	aged cherry	+\$0
LBA	clear on ash	+\$0
LBR	phantom ecru	+\$0
LBS	phantom cocoa	+\$0
LBU	medium matte walnut	+\$0
LBV	warm grey teak	+\$0
LBB	oak on ash	+\$0
LBC	walnut on ash	+\$0
LBF	neutral twill	+\$0
LBJ	graphite twill	+\$0
LBN	classic linen	+\$0
LBQ	white twill	+\$0
LT	light tone	+\$0
LU	soft white	+\$0
WL	sandstone	+\$0
WN	warm grey neutral	+\$0

Top Finish

For thermally-fused laminate top/thermoplastic edge (M) or thermally-fused laminate top/universal edge (T)

8Q	folkstone grey	+\$0
91	white	+\$0
98	studio white	+\$0
HM	natural maple	+\$0
LBA	clear on ash	+\$0
LBB	oak on ash	+\$0
LBC	walnut on ash	+\$0
LBF	neutral twill	+\$0
LBQ	white twill	+\$0
LBU	medium matte walnut	+\$0

Top/Edge Finish: Wood Veneer

For veneer (W)

2U	light brown walnut A	+\$43
40	dark brown walnut A	+\$43
CHD	noble cherry A	+\$38
EW	medium matte walnut A	+\$43
UL	natural maple A	+\$43

Step 5. Edge Finish

For thermally-fused laminate top/thermoplastic edge (M) or high-pressure laminate top/thermoplastic edge (L)

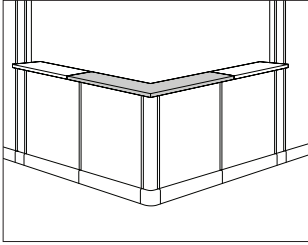
76	light brown walnut	+\$0
8Q	folkstone grey	+\$0
91	white	+\$0
98	studio white	+\$0
BU	black umber	+\$0
CL	cool grey neutral	+\$0
HF	inner tone light	+\$0
HM	natural maple	+\$0
HP	light anigre	+\$0
HX	aged cherry	+\$0
LBA	clear on ash	+\$0
LBR	phantom ecru	+\$0
LBS	phantom cocoa	+\$0
LBU	medium matte walnut	+\$0
LBV	warm grey teak	+\$0
LBB	oak on ash	+\$0
LBC	walnut on ash	+\$0
LBF	neutral twill	+\$0
LBJ	graphite twill	+\$0
LBN	classic linen	+\$0
LBQ	white twill	+\$0
LU	soft white	+\$0
WL	sandstone	+\$0
WN	warm grey neutral	+\$0

For thermally-fused laminate top/universal edge (T) or high-pressure laminate/universal edge (U)

PLY	plywood edge	+\$56
------------	--------------	-------

Squared-Edge Corner Transaction Surface

A2840.



Product Information

Description

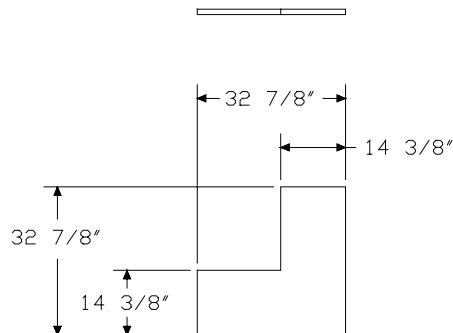
This 14"-deep surface attaches to the top of 2 24"-wide Action Office® Series 1 or Series 2 panels joined with a 2-way 90° connector. It provides a corner counter or display surface. The surface has a laminate top and thermoplastic edge, laminate top with a thermoplastic backed plywood edge, or a veneer top and edge.

Notes

Order support separately:

- Center support (A0460.)
- Finished end with transaction surface end support (A1271.T)
- Mid-end support (A0463.)

Dimensions



Specification Information

Step 1.

A2840.

Step 2. Surface Material

M	thermally-fused laminate top/thermoplastic edge
T	thermally-fused laminate top/universal edge
L	high-pressure laminate top/thermoplastic edge
U	high-pressure laminate/universal edge
W	veneer A

Prices for Steps 1-2.

A2840. M	\$396
T	\$388
L	\$484
U	\$447
W	\$999

Step 3.

Top Finish

For high-pressure laminate top/thermoplastic edge (L) or high-pressure laminate/universal edge (U)

76	light brown walnut	+\$0
8Q	folkstone grey	+\$0
91	white	+\$0
98	studio white	+\$0
CL	cool grey neutral	+\$0
HF	inner tone light	+\$0
HM	natural maple	+\$0
HP	light anigre	+\$0
HX	aged cherry	+\$0
LBA	clear on ash	+\$0
LBR	phantom ecru	+\$0
LBS	phantom cocoa	+\$0
LBU	medium matte walnut	+\$0
LBV	warm grey teak	+\$0
LBB	oak on ash	+\$0
LBC	walnut on ash	+\$0
LBF	neutral twill	+\$0
LBJ	graphite twill	+\$0
LBN	classic linen	+\$0
LBQ	white twill	+\$0
LT	light tone	+\$0
LU	soft white	+\$0
WL	sandstone	+\$0
WN	warm grey neutral	+\$0

Squared-Edge Corner Transaction Surface *continued*

Top Finish

*For thermally-fused laminate top/thermoplastic edge (M) or
thermally-fused laminate top/universal edge (T)*

8Q	folkstone grey	+\$0
91	white	+\$0
98	studio white	+\$0
HM	natural maple	+\$0
LBA	clear on ash	+\$0
LBB	oak on ash	+\$0
LBC	walnut on ash	+\$0
LBF	neutral twill	+\$0
LBQ	white twill	+\$0
LBU	medium matte walnut	+\$0

Top/Edge Finish: Wood Veneer

For veneer (W)

2U	light brown walnut A	+\$43
40	dark brown walnut A	+\$43
CHD	noble cherry A	+\$38
EW	medium matte walnut A	+\$43
UL	natural maple A	+\$43

Step 4. Edge Finish

*For thermally-fused laminate top/thermoplastic edge (M) or high-
pressure laminate top/thermoplastic edge (L)*

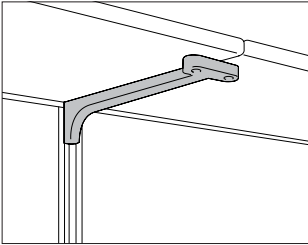
76	light brown walnut	+\$0
8Q	folkstone grey	+\$0
91	white	+\$0
98	studio white	+\$0
BU	black umber	+\$0
CL	cool grey neutral	+\$0
HF	inner tone light	+\$0
HM	natural maple	+\$0
HP	light anigre	+\$0
HX	aged cherry	+\$0
LBA	clear on ash	+\$0
LBR	phantom ecru	+\$0
LBS	phantom cocoa	+\$0
LBU	medium matte walnut	+\$0
LBV	warm grey teak	+\$0
LBB	oak on ash	+\$0
LBC	walnut on ash	+\$0
LBF	neutral twill	+\$0
LBJ	graphite twill	+\$0
LBN	classic linen	+\$0
LBQ	white twill	+\$0
LU	soft white	+\$0
WL	sandstone	+\$0
WN	warm grey neutral	+\$0

*For thermally-fused laminate top/universal edge (T) or high-pressure
laminate/universal edge (U)*

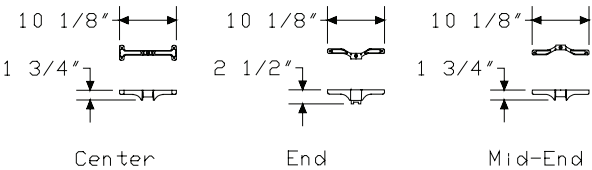
PLY	plywood edge	+\$56
------------	--------------	-------

Transaction Surface Support

A0460.
A0461.
A0463.



Product Information
<p>Description</p> <p>This center, end, or mid-end bracket supports transaction surfaces. The center bracket supports 2 transaction surfaces placed above Action Office Series 1 or 2 panels in a straight-line arrangement. The end bracket supports the end of a transaction surface placed above the last Series 1 panel in a run; it must be used with a hingeable finished end and cannot be used with a 2-, 3-, or 4-way 90° connector; spacer; or Series 2 panel. The mid-end bracket supports the end of a transaction surface placed above a 2-, 3-, or 4-way 90° connector or draw rod; it can be used with Series 1 or 2 panels.</p>
<p>Notes</p> <p>For end support bracket, order hingeable finished end (A0258.) separately.</p>
<p>Dimensions</p>



Specification Information		
Step 1.		
A046		
Step 2. Position		
0.	center	
1.	end	
3.	mid-end	
Prices for Steps 1-2.		
A0460.		\$65
A0461.		\$63
A0463.		\$63
Step 3. Surface Finish		
For center (0.)		
8Q	folkstone grey	+\$0
BU	black umber	+\$0
HF	inner tone light	+\$0
LT	light tone	+\$0
LU	soft white	+\$0
MT	medium tone	+\$0
SG	slate grey A	+\$0
WL	sandstone	+\$0
WN	warm grey neutral	+\$0
For end (1.)		
8Q	folkstone grey	+\$0
BU	black umber	+\$0
HF	inner tone light	+\$0
LT	light tone	+\$0
LU	soft white	+\$0
MT	medium tone	+\$0
SG	slate grey A	+\$0
WL	sandstone	+\$0
WN	warm grey neutral	+\$0

Transaction Surface Support

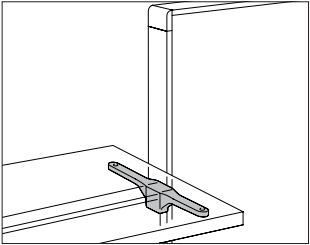
continued

For mid-end (3.)

8Q	folkstone grey	+\$0
BU	black umber	+\$0
HF	inner tone light	+\$0
LT	light tone	+\$0
LU	soft white	+\$0
MT	medium tone	+\$0
SG	slate grey A	+\$0
WL	sandstone	+\$0
WN	warm grey neutral	+\$0

Transaction Surface Support,
Change of Height

A0464.

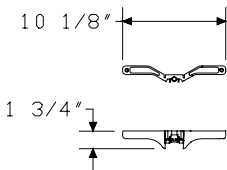


Product Information

Description

This bracket supports the end of a transaction surface placed next to a higher Action Office® Series 1 or Series 2 panel or Co/Struc® C-series panel.

Dimensions



Specification Information

Step 1.

A0464.

\$69

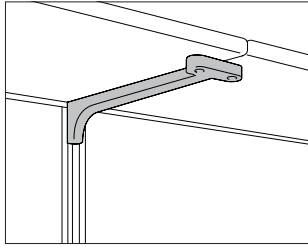
Step 2. Surface Finish

8Q	folkstone grey	+\$0
BU	black umber	+\$0
HF	inner tone light	+\$0
LT	light tone	+\$0
LU	soft white	+\$0
MT	medium tone	+\$0
SG	slate grey A	+\$0
WL	sandstone	+\$0
WN	warm grey neutral	+\$0

Action Office® Work Surfaces

Transaction Surface Support

AO460.
AO461.
AO463.



Product Information

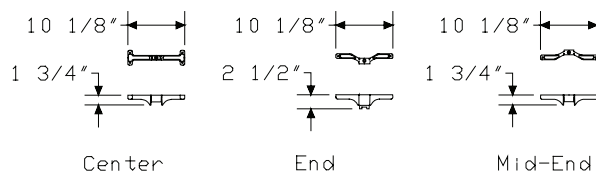
Description

This center, end, or mid-end bracket supports transaction surfaces. The center bracket supports 2 transaction surfaces placed above Action Office Series 1 or 2 panels in a straight-line arrangement. The end bracket supports the end of a transaction surface placed above the last Series 1 panel in a run; it must be used with a hingeable finished end and cannot be used with a 2-, 3-, or 4-way 90° connector; spacer; or Series 2 panel. The mid-end bracket supports the end of a transaction surface placed above a 2-, 3-, or 4-way 90° connector or draw rod; it can be used with Series 1 or 2 panels.

Notes

For end support bracket, order hingeable finished end (AO258.) separately.

Dimensions



Specification Information

Step 1.

AO46

Step 2. Position

- 0.** center
- 1.** end
- 3.** mid-end

Prices for Steps 1-2.

AO460.	\$65
AO461.	\$63
AO463.	\$63

Step 3. Surface Finish

For center (0.)

8Q	folkstone grey	+\$0
BU	black umber	+\$0
HF	inner tone light	+\$0
LT	light tone	+\$0
LU	soft white	+\$0
MT	medium tone	+\$0
SG	slate grey A	+\$0
WL	sandstone	+\$0
WN	warm grey neutral	+\$0

For end (1.)

8Q	folkstone grey	+\$0
BU	black umber	+\$0
HF	inner tone light	+\$0
LT	light tone	+\$0
LU	soft white	+\$0
MT	medium tone	+\$0
SG	slate grey A	+\$0
WL	sandstone	+\$0
WN	warm grey neutral	+\$0

Transaction Surface Support

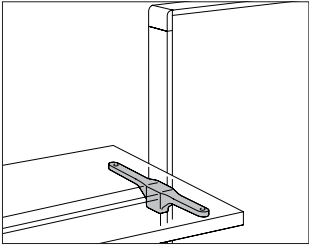
continued

Action Office® Work Surfaces

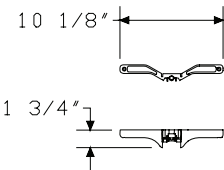
For mid-end (3.)		
8Q	folkstone grey	+\$0
BU	black umber	+\$0
HF	inner tone light	+\$0
LT	light tone	+\$0
LU	soft white	+\$0
MT	medium tone	+\$0
SG	slate grey A	+\$0
WL	sandstone	+\$0
WN	warm grey neutral	+\$0

Transaction Surface Support,
Change of Height

AO464.



Product Information
Description
This bracket supports the end of a transaction surface placed next to a higher Action Office® Series 1 or Series 2 panel or Co/Struc® C-series panel.
Dimensions

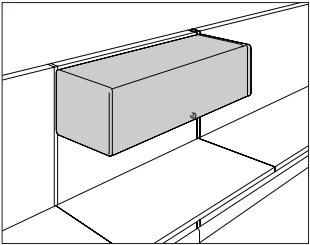


Specification Information		
Step 1.		
AO464.		\$69
Step 2. Surface Finish		
8Q	folkstone grey	+\$0
BU	black umber	+\$0
HF	inner tone light	+\$0
LT	light tone	+\$0
LU	soft white	+\$0
MT	medium tone	+\$0
SG	slate grey A	+\$0
WL	sandstone	+\$0
WN	warm grey neutral	+\$0

Action Office® Work Surfaces

B-Style Flipper Door Unit

A3352.
A3353.



Product Information

Description

This storage unit hangs from a panel or wall strips and combines a flipper door and a 13"- or 16"-deep shelf to enclose binders, files, and other items. The underside of the shelf accepts a task light. The flipper door unit has a painted or fabric-covered front. Attachment hardware is included. Shipped knocked down.

Notes

Order optional task light separately:

- Twist™ LED task light (G6160.xM)
- Under shelf LED task light (G6170.xxS). Width of light must match width of flipper door unit.

Order optional angled shelf divider (G7330.) separately.

To enclose back of unit, order B-style flipper door back panel (A3390.) separately.

For applications requiring heavy component loading on tackable acoustical-barrier panel, a component brace (A3910.) is recommended; order separately. For appropriate applications, contact local Herman Miller representative.

Fabric-covered flipper door accepts Customer's Own Material (COM). Yardage is estimated for nondirectional, 54"-wide fabrics, except as noted.

Width—Yardage

24"—²/₃

30"—²/₃

36"—²/₃

42"—²/₃

48"—²/₃

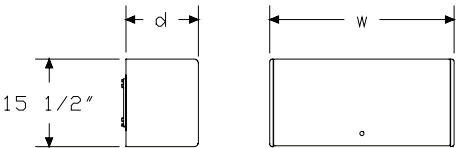
60"—2

60"—²/₃, for 66"-wide fabrics

For information on multiple quantities or directional fabrics, contact COM Department. See Order Information in Appendices.

For keyed-alike locks, order lock plugs separately. See Keyed-Alike Information in Appendices.

Dimensions



B-Style Flipper Door Unit *continued*

Specification Information

Step 1.

A335

Step 2. Door Material

3. painted door

2. fabric door

Step 3. Depth

For painted door (3.) or fabric door (2.)

13 13" deep

16 16" deep

Step 4. Width

24 24" wide

30 30" wide

36 36" wide

42 42" wide

48 48" wide

60 60" wide

Step 5. Lock

For lock (), skip this step.*

N no lock

Prices for Steps 1-5.

	N	*
A3353. 13 24	\$637	654
30	\$674	692
36	\$728	748
42	\$784	801
48	\$830	848
60	\$1017	1035
16 24	\$675	695
30	\$724	737
36	\$834	849
42	\$866	883
48	\$903	921
60	\$1110	1127

	N	*
A3352. 13 24	\$655	677
30	\$692	714
36	\$748	767
42	\$803	824
48	\$848	868
60	\$1035	1055
16 24	\$695	720
30	\$737	761
36	\$849	869
42	\$883	906
48	\$924	942
60	\$1128	1152

Step 6. Lock Option

For lock

KA	keyed alike	+\$0
KD	keyed differently	+\$0

Step 7. Case Finish

8Q	folkstone grey	+\$0
BU	black umber	+\$0
HF	inner tone light	+\$0
LT	light tone	+\$0
LU	soft white	+\$0
MT	medium tone	+\$0
SG	slate grey	+\$0
WL	sandstone	+\$0
WN	warm grey neutral	+\$0

Step 8. Door Finish

See application chart and textiles list for fabric usage and numbers.

First 2 digits of number indicate fabric line; remaining digit(s) indicate fabric color.

Painted

For painted door (3.)

8Q	folkstone grey	+\$0
BU	black umber	+\$0
HF	inner tone light	+\$0
LT	light tone	+\$0
LU	soft white	+\$0
MT	medium tone	+\$0
SG	slate grey	+\$0
WL	sandstone	+\$0
WN	warm grey neutral	+\$0

Action Office® Storage

B-Style Flipper Door Unit *continued*

Action Office® Storage

For fabric door (2.) with 24" wide (24), 30" wide (30), 36" wide (36), or 42" wide (42), or 48" wide (48)

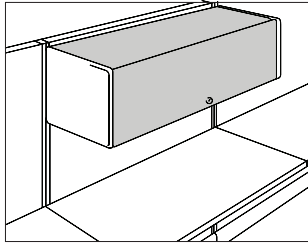
Price Category 1	+\$0
Price Category 2	+\$22
Price Category 3	+\$44
Price Category 4	+\$65
Price Category 5	+\$104
Price Category B	+\$42
Price Category C	+\$62
Price Category D	+\$82
Price Category E	+\$98
Price Category F	+\$127

For fabric door (2.) with 60" wide (60)

Price Category 1	+\$0
Price Category 2	+\$22
Price Category 3	+\$44
Price Category 4	+\$65
Price Category B	+\$42
Price Category D	+\$82
Price Category E	+\$98

B-Style Flipper Door

A3312.
A3313.



Product Information

Description

This flipper door attaches to a 15¹/₂"-high, 13"- or 16"-deep shelf to provide top and front closure. It has a painted or fabric-covered front. Attachment hardware is included. Shipped knocked down.

Notes

Order B-style 15¹/₂"-high shelf (A3210.) separately.

To enclose back of unit, order B-style flipper door back panel (A3390.) separately.

Fabric-covered flipper door accepts Customer's Own Material (COM). Yardage is estimated for nondirectional, 54"-wide fabrics, except as noted.

Width—Yardage

24"—²/₃

30"—²/₃

36"—²/₃

42"—²/₃

48"—²/₃

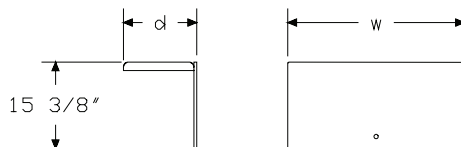
60"—2

60"—²/₃, for 66"-wide fabrics

For information on multiple quantities or directional fabrics, contact COM Department. See Order Information in Appendices.

For keyed-alike locks, order lock plugs separately. See Keyed-Alike Information in Appendices.

Dimensions



Specification Information

Step 1.

A331

Step 2. Door Material

3. painted door

2. fabric door

Step 3. Depth

For painted door (3.) or fabric door (2.)

13 13" deep

16 16" deep

Step 4. Width

24 24" wide

30 30" wide

36 36" wide

42 42" wide

48 48" wide

60 60" wide

Step 5. Lock

For lock (), skip this step.*

N no lock

Prices for Steps 1-5.

	N	*
A3313. 13 24	\$404	424
30	\$430	456
36	\$475	493
42	\$512	538
48	\$551	569
60	\$692	716
16 24	\$416	430
30	\$429	450
36	\$496	517
42	\$524	543
48	\$552	572
60	\$704	724

B-Style Flipper Door *continued*

Action Office® Storage

	N	*
A3312. 13 24	\$424	439
30	\$457	475
36	\$493	512
42	\$538	553
48	\$572	591
60	\$719	735
16 24	\$430	456
30	\$456	471
36	\$518	540
42	\$543	563
48	\$575	592
60	\$727	745

Step 6. Lock Option

For lock

KA	keyed alike	+\$0
KD	keyed differently	+\$0

Step 7. Top Finish

8Q	folkstone grey	+\$0
BU	black umber	+\$0
HF	inner tone light	+\$0
LT	light tone	+\$0
LU	soft white	+\$0
MT	medium tone	+\$0
SG	slate grey	+\$0
WL	sandstone	+\$0
WN	warm grey neutral	+\$0

Step 8. Door Finish

*See application chart and textiles list for fabric usage and numbers.
First 2 digits of number indicate fabric line; remaining digit(s) indicate fabric color.*

Painted

For painted door (3.)

8Q	folkstone grey	+\$0
BU	black umber	+\$0
HF	inner tone light	+\$0
LT	light tone	+\$0
LU	soft white	+\$0
MT	medium tone	+\$0
SG	slate grey	+\$0
WL	sandstone	+\$0
WN	warm grey neutral	+\$0

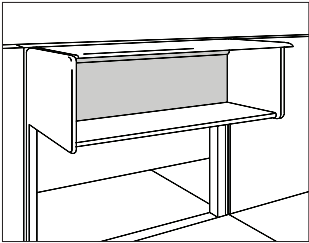
For fabric door (2.) with 24" wide (24), 30" wide (30), 36" wide (36), or 42" wide (42), or 48" wide (48)

Price Category 1	+\$0
Price Category 2	+\$22
Price Category 3	+\$44
Price Category 4	+\$65
Price Category 5	+\$104
Price Category B	+\$42
Price Category C	+\$62
Price Category D	+\$82
Price Category E	+\$98
Price Category F	+\$127

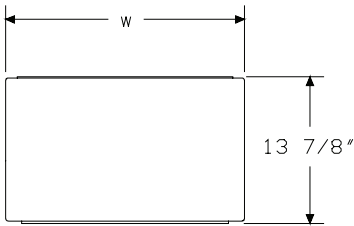
For fabric door (2.) with 60" wide (60)

Price Category 1	+\$0
Price Category 2	+\$22
Price Category 3	+\$44
Price Category 4	+\$65
Price Category B	+\$42
Price Category D	+\$82
Price Category E	+\$98

B-Style Flipper Door Back Panel A3390.



Product Information
Description
This panel attaches to the back of a B-style flipper door unit or a flipper door with shelf to enclose the back. Attachment hardware is included.
Dimensions

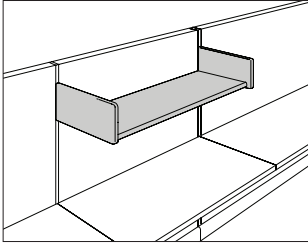


Specification Information
Step 1.
A3390.
Step 2. Width
24 24" wide
30 30" wide
36 36" wide
42 42" wide
48 48" wide
Prices for Steps 1-2.
A3390. 24 \$137
30 \$137
36 \$149
42 \$155
48 \$157
Step 3. Surface Finish
8Q folkstone grey +\$0
91 white +\$0
98 studio white <input type="checkbox"/> A +\$0
BU black umber +\$0
CL cool grey neutral +\$0
CN metallic champagne +\$0
EH metallic bronze +\$0
G1 graphite +\$0
HF inner tone light +\$0
LT light tone +\$0
LU soft white +\$0
MS metallic silver +\$0
MT medium tone +\$0
SG slate grey +\$0
WL sandstone +\$0
WN warm grey neutral +\$0

Action Office® Storage

B-Style Shelf

A3210.
A3221.



Product Information

Description

This shelf hangs from a panel or wall strips. The underside of the shelf accepts a task light. Attachment hardware is included. Shipped knocked down.

The 7½"-high shelf is for storage or display; the 15½"-high shelf stores binders and books.

Notes

Order optional task light separately:

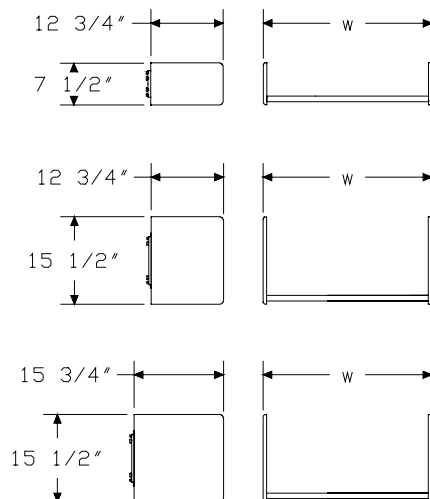
- Twist™ LED task light (G6160.xM)
- Under shelf LED task light (G6170.xxS). Width of light must match width of shelf.

Order optional angled shelf divider (G7330.) separately.

For enclosed storage on 15½"-high shelf, order B-style flipper door (A3310., A3312., or A3313.) separately.

For applications requiring heavy component loading on tackable acoustical-barrier panel, a component brace (A3910.) is recommended; order separately. For appropriate applications, contact local Herman Miller representative.

Dimensions



Specification Information

Step 1.

A32

Step 2. Height

21. 7½" high
10. 15½" high

Step 3. Depth

For 7½" high (21.)

- 13 13" deep

For 15½" high (10.)

- 13 13" deep
16 16" deep

Step 4. Width

- 24 24" wide
30 30" wide
36 36" wide
42 42" wide
48 48" wide
60 60" wide

Prices for Steps 1-4.

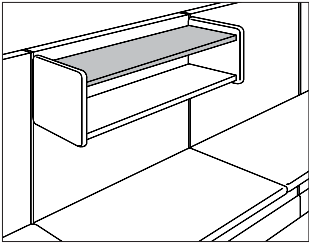
	24	30	36	42	48	60
A3221. 13	\$202	210	219	237	243	300
A3210. 13	\$269	278	290	306	316	366
16	\$295	320	365	374	382	433

Step 5. Case Finish

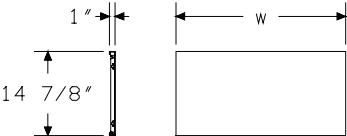
8Q	folkstone grey	+\$0
BU	black umber	+\$0
HF	inner tone light	+\$0
LT	light tone	+\$0
LU	soft white	+\$0
MT	medium tone	+\$0
SG	slate grey	+\$0
WL	sandstone	+\$0
WN	warm grey neutral	+\$0

Add-On Shelf

A0521.



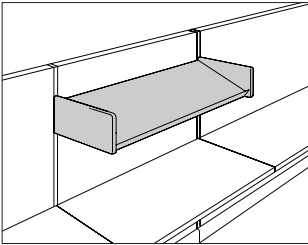
Product Information
Description
This shelf fits into a 16"-deep B-style shelf to add a second shelf.
Notes
Order 15½"-high shelf separately:
• B-style 24"-wide (A3210.1624) or 48"-wide (A3210.1648) shelf
• B-style 24"-wide (E3233.24) or 48"-wide (E3233.48) shelf
Dimensions



Specification Information
Step 1.
A0521.15 <input type="checkbox"/>
Step 2. Width
24 24" wide <input type="checkbox"/>
48 48" wide <input type="checkbox"/>
Prices for Steps 1-2.
A0521.15 24 \$131
48 \$186
Step 3. Surface Finish
8Q folkstone grey <input type="checkbox"/> +\$0
91 white <input type="checkbox"/> +\$0
BU black umber <input type="checkbox"/> +\$0
LT light tone <input type="checkbox"/> +\$0
MT medium tone <input type="checkbox"/> +\$0
WL sandstone <input type="checkbox"/> +\$0
WN warm grey neutral <input type="checkbox"/> +\$0
CN metallic champagne <input type="checkbox"/> +\$0
EH metallic bronze <input type="checkbox"/> +\$0
MS metallic silver <input type="checkbox"/> +\$0

Action Office® Storage

B-Style Storage/Display ShelfA3220.



Product Information

Description

This 13"-deep shelf hangs from a panel or wall strips in a flat position for storage or a slanted position for display. The underside of the shelf accepts a task light. Attachment hardware is included. Shipped knocked down.

Notes

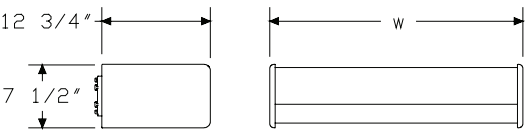
Order optional task light separately:

- Under shelf LED task light (G6170.xxS) and display shelf adapter (G6191.). Width of light must match width of shelf.

To divide interior when shelf is in flat position, order angled shelf divider (G7330.) separately.

For applications requiring heavy component loading on tackable acoustical-barrier panel, a component brace (A3910.) is recommended; order separately. For appropriate applications, contact local Herman Miller representative.

Dimensions



Specification Information

Step 1.

A3220.13

Step 2. Width

24	24" wide
30	30" wide
36	36" wide
42	42" wide
48	48" wide
60	60" wide

Prices for Steps 1-2.

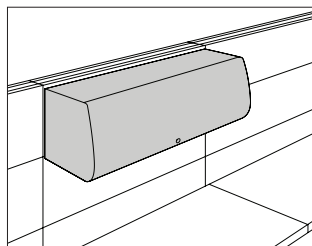
A3220.13	24	\$252
	30	\$265
	36	\$280
	42	\$300
	48	\$311
	60	\$383

Step 3. Case Finish

8Q	folkstone grey	+\$0
BU	black umber	+\$0
HF	inner tone light	+\$0
LT	light tone	+\$0
LU	soft white	+\$0
MT	medium tone	+\$0
SG	slate grey	+\$0
WL	sandstone	+\$0
WN	warm grey neutral	+\$0

C-Style Flipper Door Unit

X3750.



Product Information

Description

This curved-front storage unit hangs from the following products: Action Office® Series 1 or Series 2 panel or wall strips; Canvas wall-based frame, off-module upper tile, or wall strips; or Ethospace® on- or off-module frame, off-module upper tile, or wall strips. It combines a flipper door and a 13³/₄"-deep shelf to enclose binders, files, and other items. The unit has a painted door that opens over the case and 2 door mechanisms: a standard mechanism or a lift-assisted mechanism. A lift handle can be specified to enable easier lifting and closing of the flipper door. The underside of the shelf accepts a task light. Attachment hardware is included. Shipped knocked down.

Storage units can hang from 2 panels or 2 frames with a combined width of 36", 42", or 48". The 36", 42", and 48"-wide units can also span more than 1 Canvas or Ethospace off-module upper tile.

Metallic silver (MS) case has cool grey neutral (CL) end panels and lift handle. Metallic champagne (CN) and metallic bronze (EH) cases have warm grey neutral (WN) end panels and lift handles.

Notes

Lift handle conforms to guidelines of Americans with Disabilities Act (ADA).

Canvas or Ethospace off-module upper tile location determines placement of storage unit.

Use component brace for C-/E-style flipper unit/shelf (X3910.1) to connect overhead storage units in heavy component loading situations.

Order optional task light separately:

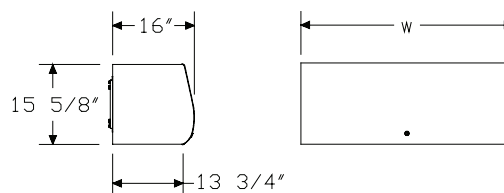
- Twist™ LED task light (G6160.xM)
- Under shelf LED task light (G6170.xxQ). Width of light must match width of flipper door unit.

Order optional angled shelf divider (G7330.) separately.

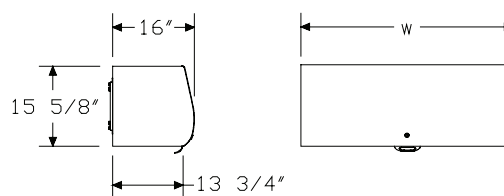
To enclose back of unit, order C-style flipper door back panel (X3790.) separately.

For keyed-alike locks, order lock plugs separately. See Keyed-Alike Information in Appendices.

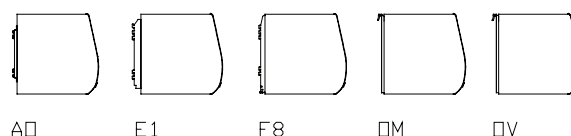
Dimensions



No Lift Handle



Lift Handle



C-Style Flipper Door Unit *continued*

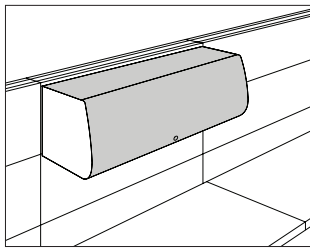
Action Office® Storage

Specification Information			
Step 1.			
X3750.			
Step 2. Width			
24	24" wide		
30	30" wide		
36	36" wide		
42	42" wide		
48	48" wide		
Step 3. Mechanism			
SP	standard mechanism		
HP	lift-assisted mechanism		
Step 4. Lift Handle			
N	no lift handle		
U	lift handle		
Prices for Steps 1-4.			
		N	U
X3750. 24 SP		\$984	1035
HP		\$1603	1654
30 SP		\$1046	1097
HP		\$1676	1729
36 SP		\$1110	1150
HP		\$1751	1801
42 SP		\$1188	1233
HP		\$1833	1875
48 SP		\$1273	1323
HP		\$1902	1955
Step 5. Lock Option			
KA	keyed alike		+\$0
KD	keyed differently		+\$0
Step 6. Attachment Bracket			
AO	for Action Office® system		+\$0
E1	for Ethospace® System		+\$0
F8	for Canvas		+\$0
OM	for Ethospace® off module		+\$0
OV	for Canvas off module		+\$0

Step 7. Case/Lift Handle Finish		
8Q	folkstone grey	+\$0
91	white	+\$0
98	studio white	+\$0
BU	black umber	+\$0
CL	cool grey neutral	+\$0
CN	metallic champagne	+\$0
EH	metallic bronze	+\$0
G1	graphite	+\$0
HF	inner tone light	+\$0
LT	light tone	+\$0
LU	soft white	+\$0
MS	metallic silver	+\$0
MT	medium tone	+\$0
WL	sandstone	+\$0
WN	warm grey neutral	+\$0
Step 8. Door Finish		
8Q	folkstone grey	+\$0
91	white	+\$0
98	studio white	+\$0
BU	black umber	+\$0
CL	cool grey neutral	+\$0
CN	metallic champagne	+\$0
EH	metallic bronze	+\$0
G1	graphite	+\$0
HF	inner tone light	+\$0
LT	light tone	+\$0
LU	soft white	+\$0
MS	metallic silver	+\$0
MT	medium tone	+\$0
WL	sandstone	+\$0
WN	warm grey neutral	+\$0

C-Style Flipper Door

X3710.



Product Information

Description

This curved flipper door attaches to a C-style shelf to provide top and front closure. It has a painted door with a standard mechanism. A lift handle can be specified to enable easier lifting and closing of the flipper door. Attachment hardware is included. Shipped knocked down.

Metallic silver (MS) top has cool grey neutral (CL) lift handle. Metallic champagne (CN) top has warm grey neutral (WN) lift handle.

Notes

Order C-style shelf (X3730.) separately.

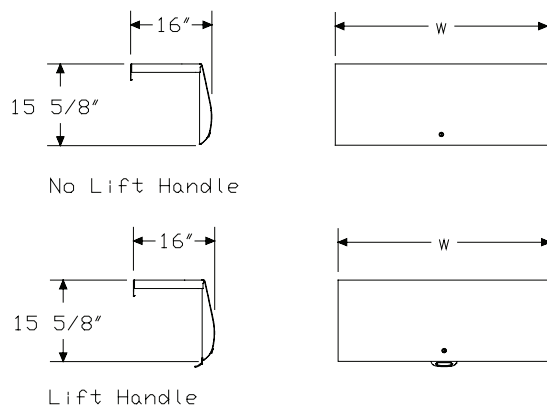
Lift handle conforms to guidelines of Americans with Disabilities Act (ADA).

Use component brace for C-/E-style flipper unit/shelf (X3910.1) to connect overhead storage units in heavy component loading situations.

To enclose back of unit, order C-style flipper door back panel (X3790.) separately.

For keyed-alike locks, order lock plugs separately. See Keyed-Alike Information in Appendices.

Dimensions



Specification Information

Step 1.

X3710.

Step 2. Width

24SP	24" wide
30SP	30" wide
36SP	36" wide
42SP	42" wide
48SP	48" wide

Step 3. Lift Handle

N	no lift handle
U	lift handle

Prices for Steps 1-3.

	N	U
X3710. 24SP	\$617	662
30SP	\$657	711
36SP	\$718	768
42SP	\$774	829
48SP	\$830	877

Step 4. Lock Option

KA	keyed alike	+\$0
KD	keyed differently	+\$0

Step 5. Top/Lift Handle Finish

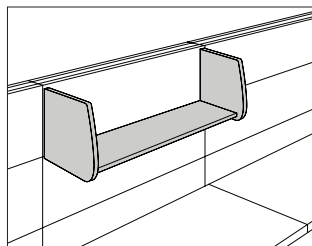
8Q	folkstone grey	+\$0
91	white	+\$0
98	studio white	+\$0
BU	black umber	+\$0
CL	cool grey neutral	+\$0
CN	metallic champagne	+\$0
EH	metallic bronze	+\$0
G1	graphite	+\$0
HF	inner tone light	+\$0
LT	light tone	+\$0
LU	soft white	+\$0
MS	metallic silver	+\$0
MT	medium tone	+\$0
WL	sandstone	+\$0
WN	warm grey neutral	+\$0

Action Office® Storage

Step 6. Door Finish		
8Q	folkstone grey	+\$0
91	white	+\$0
98	studio white	+\$0
BU	black umber	+\$0
CL	cool grey neutral	+\$0
CN	metallic champagne	+\$0
EH	metallic bronze	+\$0
G1	graphite	+\$0
HF	inner tone light	+\$0
LT	light tone	+\$0
LU	soft white	+\$0
MS	metallic silver	+\$0
MT	medium tone	+\$0
WL	sandstone	+\$0
WN	warm grey neutral	+\$0

C-Style Shelf

X3730.



Product Information

Description

This 13³/₄"-deep, curved-end-panel shelf hangs from the following products: Action Office® Series 1 or Series 2 panel or wall strips; Canvas on- or off-module frame, off-module upper tile, or wall strips; or Ethospace® on- or off-module frame, off-module upper tile, or wall strips. It stores binders and books. The underside of the shelf accepts a task light. Attachment hardware is included. Shipped knocked down.

Shelves can hang from 2 panels or 2 frames with a combined width of 36", 42", or 48". The 36", 42", and 48"-wide shelves can also span more than 1 Canvas or Ethospace off-module upper tile.

Metallic silver (MS) shelf has cool grey neutral (CL) end panels.

Metallic champagne (CN) and metallic bronze (EH) shelves have warm grey neutral (WN) end panels.

Notes

Canvas or Ethospace off-module upper tile location determines placement of shelf.

Use component brace for C-/E-style flipper unit/shelf (X3910.1) to connect overhead storage units in heavy component loading situations.

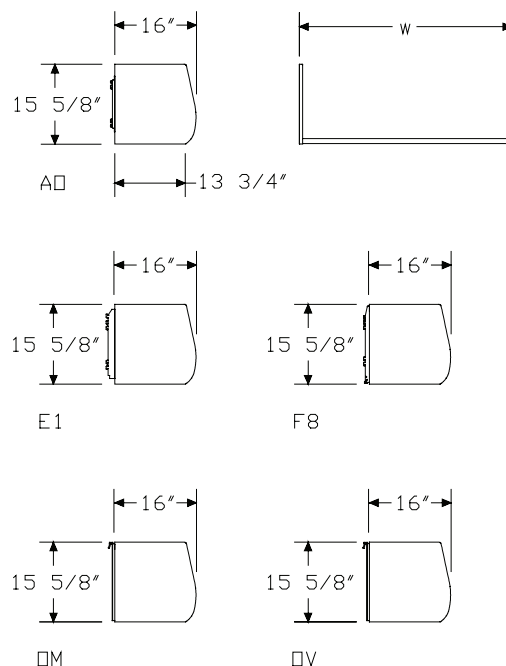
Order optional task light separately:

- Twist™ LED task light (G6160.xM)
- Under shelf LED task light (G6170.xxQ). Width of light must match width of shelf.

Order optional angled shelf divider (G7330.) separately.

For enclosed storage, order C-style flipper door (X3710.) separately.

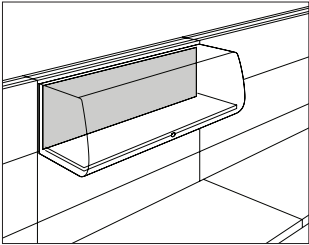
Dimensions



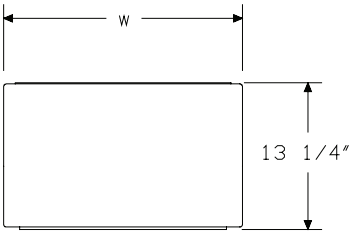
Action Office® Storage

Specification Information		
Step 1.		
X3730.		
Step 2. Width		
24	24" wide	
30	30" wide	
36	36" wide	
42	42" wide	
48	48" wide	
Prices for Steps 1-2.		
X3730. 24		\$408
30		\$423
36		\$443
42		\$467
48		\$488
Step 3. Attachment Bracket		
AO	for Action Office® system	+\$0
E1	for Ethospace® System	+\$0
F8	for Canvas	+\$0
OM	for Ethospace® off module	+\$0
OV	for Canvas off module	+\$0
Step 4. Surface Finish		
8Q	folkstone grey	+\$0
91	white	+\$0
98	studio white	+\$0
BU	black umber	+\$0
CL	cool grey neutral	+\$0
G1	graphite	+\$0
HF	inner tone light	+\$0
LT	light tone	+\$0
MT	medium tone	+\$0
EH	metallic bronze	+\$0
CN	metallic champagne	+\$0
MS	metallic silver	+\$0
WL	sandstone	+\$0
LU	soft white	+\$0
WN	warm grey neutral	+\$0

C-Style Flipper Door Back Panel X3790.



Product Information
Description
This panel attaches to the back of a C-style flipper door unit or C-style flipper door with shelf to enclose the back. Attachment hardware is included.
Dimensions

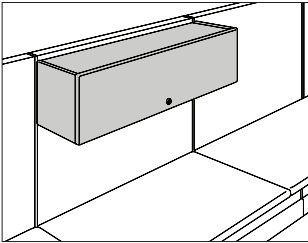


Specification Information
Step 1.
X3790.
Step 2. Width
24 24" wide
30 30" wide
36 36" wide
42 42" wide
48 48" wide
Prices for Steps 1-2.
X3790. 24 \$201
30 \$201
36 \$220
42 \$236
48 \$249
Step 3. Surface Finish
8Q folkstone grey +\$0
91 white +\$0
98 studio white +\$0
BU black umber +\$0
CL cool grey neutral +\$0
G1 graphite +\$0
HF inner tone light +\$0
LT light tone +\$0
LU soft white +\$0
MT medium tone +\$0
WL sandstone +\$0
WN warm grey neutral +\$0
CN metallic champagne +\$0
EH metallic bronze +\$0
MS metallic silver +\$0

Action Office® Storage

E-Style Flipper Door Unit

A9001.



Product Information

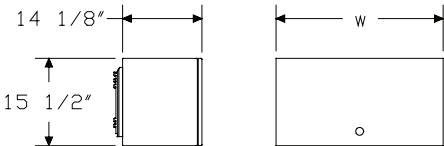
Description

This lockable storage unit hangs from a panel or wall strips and combines a flipper door and a 14"-deep shelf to enclose binders, files, and other items. The underside of the shelf accepts a task light. The flipper door unit has a fabric-covered or veneer front. Attachment hardware is included. Shipped knocked down.

Notes

Order optional angled shelf divider (G7330.) separately.
To enclose back of unit, order E-style flipper door back panel (E3190.) separately.
Order optional task light separately:
• Twist™ LED task light (G6160.xM)
• Under shelf LED task light (G6170.xxS). Width of light must match width of flipper door unit.
Fabric-covered flipper door accepts Customer's Own Material (COM). For nondirectional fabrics, order minimum of 5/8 yard. For information on multiple quantities or directional fabrics, contact COM Department. See Order Information in Appendices.
For keyed-alike locks, order lock plugs separately. See Keyed-Alike Information in Appendices.

Dimensions



Specification Information

Step 1.

A

Step 2. Door Material

9001.13 fabric door

Step 3. Width

24	24" wide
30	30" wide
36	36" wide
42	42" wide
48	48" wide

Prices for Steps 1-3.

A9001.13	24	\$791
	30	\$855
	36	\$920
	42	\$981
	48	\$1038

Step 4. Lock Option

KA	keyed alike	+\$0
KD	keyed differently	+\$0

Step 5. Case Finish

8Q	folkstone grey	+\$0
BU	black umber	+\$0
HF	inner tone light	+\$0
LT	light tone	+\$0
LU	soft white	+\$0
MT	medium tone	+\$0
WL	sandstone	+\$0
WN	warm grey neutral	+\$0

Step 6. Door Finish

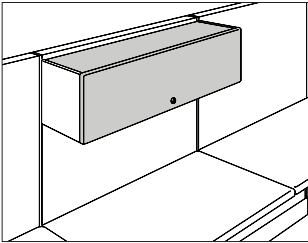
See application chart and textiles list for fabric usage and numbers.

First 2 digits of number indicate fabric line; remaining digit(s) indicate fabric color.

Price Category 1	+\$0
Price Category 2	+\$22
Price Category 3	+\$44
Price Category 4	+\$65
Price Category 5	+\$104
Price Category B	+\$42
Price Category C	+\$60
Price Category D	+\$76
Price Category E	+\$92
Price Category F	+\$119

E-Style Flipper Door

A9002.

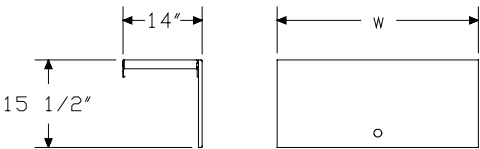


Product Information

Description
This lockable door attaches to a 15½"-high, 14"-deep shelf to provide top and front closure. It has a fabric-covered or veneer front. Attachment hardware is included. Shipped knocked down.

Notes
Order E-style 15½"-high shelf (A3030.) separately.
To enclose back of unit, order E-style flipper door back panel (E3190.) separately.
Fabric-covered flipper door accepts Customer's Own Material (COM). For nondirectional fabrics, order minimum of ⅝ yard. For information on multiple quantities or directional fabrics, contact COM Department. See Order Information in Appendices.
For keyed-alike locks, order lock plugs separately. See Keyed-Alike Information in Appendices.

Dimensions



Specification Information

Step 1.		
A		
Step 2. Door Material		
9002.13 fabric door		
Step 3. Width		
24	24" wide	
30	30" wide	
36	36" wide	
42	42" wide	
48	48" wide	
Prices for Steps 1-3.		
A9002.13	24	\$506
	30	\$548
	36	\$588
	42	\$626
	48	\$665
Step 4. Lock Option		
KA	keyed alike	+\$0
KD	keyed differently	+\$0
Step 5. Top Finish		
8Q	folkstone grey	+\$0
BU	black umber	+\$0
HF	inner tone light	+\$0
LT	light tone	+\$0
LU	soft white	+\$0
MT	medium tone	+\$0
SG	slate grey	+\$0
WL	sandstone	+\$0
WN	warm grey neutral	+\$0

Step 6. Door Finish

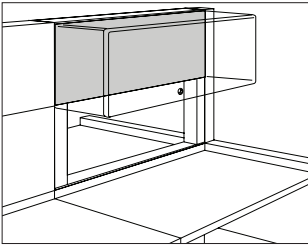
See application chart and textiles list for fabric usage and numbers.

First 2 digits of number indicate fabric line; remaining digit(s) indicate fabric color.

Price Category 1	+\$0
Price Category 2	+\$22
Price Category 3	+\$44
Price Category 4	+\$65
Price Category 5	+\$104
Price Category B	+\$42
Price Category C	+\$60
Price Category D	+\$76
Price Category E	+\$92
Price Category F	+\$119

E-Style Flipper Door Back Panel

E3190.

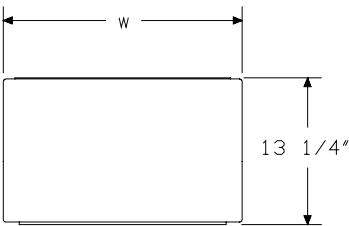


Product Information
Description
This panel attaches to the back of an E-style flipper door unit or a flipper door with shelf to enclose the back. Attachment hardware is included.
Dimensions

Specification Information
Step 1.
E3190.
Step 2. Width
2424" wide
3030" wide
3636" wide
4242" wide
4848" wide

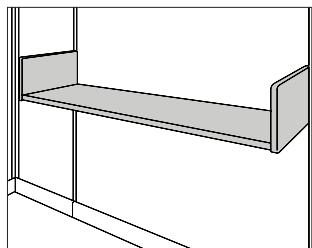
Prices for Steps 1-2.	
E3190. 24	\$196
30	\$196
36	\$220
42	\$239
48	\$247

Step 3. Surface Finish		
8Q	folkstone grey	+\$0
91	white	+\$0
98	studio white	+\$0
BU	black umber	+\$0
CL	cool grey neutral	+\$0
G1	graphite	+\$0
HF	inner tone light	+\$0
LU	soft white	+\$0
MT	medium tone	+\$0
SG	slate grey	+\$0
WL	sandstone	+\$0
WN	warm grey neutral	+\$0
CN	metallic champagne	+\$0
EH	metallic bronze	+\$0
MS	metallic silver	+\$0



E-Style Shelf

A3030.
A3040.



Product Information

Description

This 13 1/4"-deep shelf hangs from a panel or wall strips. The underside of the shelf accepts a task light. Attachment hardware is included.

Shipped knocked down.

The shelf is available in 2 heights: 7 1/2"-high and 15 1/2"-high. Specify shelf to match the width of panel or combined width of 2 panels.

Notes

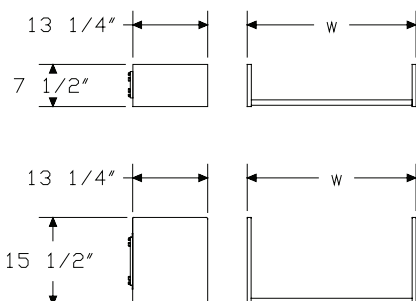
Order optional angled shelf divider (G7330.) separately.

For enclosed storage on 15 1/2"-high shelf, order E-style flipper door (A9002.13, A3010.13, or A3013.13) separately.

Order optional task light separately:

- Twist™ LED task light (G6160.xM)
- Under shelf LED task light (G6170.xxS). Width of light must match width of shelf.

Dimensions



Specification Information

Step 1.

A30

Step 2. Height

40.13 7 1/2" high

30.13 15 1/2" high

Step 3. Width

24 24" wide

30 30" wide

36 36" wide

42 42" wide

48 48" wide

Prices for Steps 1-3.

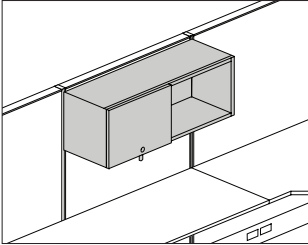
A3040.13	24	\$328
	30	\$353
	36	\$374
	42	\$398
	48	\$412

A3030.13	24	\$383
	30	\$414
	36	\$441
	42	\$472
	48	\$497

Step 4. Surface Finish

8Q	folkstone grey	+\$0
BU	black umber	+\$0
HF	inner tone light	+\$0
LT	light tone	+\$0
LU	soft white	+\$0
MT	medium tone	+\$0
WL	sandstone	+\$0
WN	warm grey neutral	+\$0

F-Style Sliding Door Storage Unit A3810.



Product Information

Description

This lockable storage unit hangs from a panel or wall strips. It has a painted or debossed sliding door. The sliding door covers 1 side of the storage unit and can be locked in either position. The underside of the shelf accepts a task light. Attachment hardware included.

Shipped knocked down.

The 15"-high storage unit has 1 shelf; the 22"-high storage unit has 2 shelves.

Notes

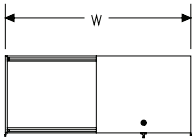
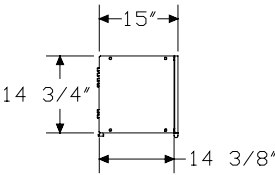
To enclose back of unit, order back panel (A3812.) separately.

Order optional task light separately:

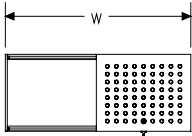
- Twist™ LED task light (G6160.xM)
- Under shelf LED task light (G6170.xxS). Width of light must match width of sliding door storage unit.

For keyed-alike locks, order chrome lock plugs separately. See Keyed-Alike Information in Appendices.

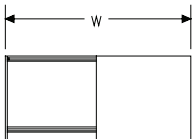
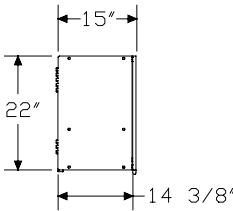
Dimensions



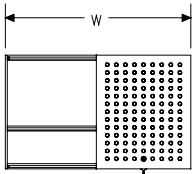
Painted



Debossed



Painted



Debossed

F-Style Sliding Door Storage Unit

continued

Specification Information

Step 1.

A3810.

Step 2. Height

- 1** 15" high
- 2** 22" high

Step 3. Width

- 24** 24" wide
- 30** 30" wide
- 36** 36" wide
- 42** 42" wide
- 48** 48" wide

Step 4. Door Material

- P** painted door
- X** debossed door

Step 5. Lock

- N** no lock
- L** lock

Prices for Steps 1-5.

		PN	PL	XN	XL
A3810. 1	24	\$569	584	609	624
	30	\$605	621	644	665
	36	\$648	669	698	720
	42	\$698	720	750	768
	48	\$740	756	793	810
2	24	\$755	772	790	808
	30	\$800	819	841	856
	36	\$858	880	905	926
	42	\$925	943	973	990
	48	\$971	987	1029	1045

Step 6. Lock Option

For lock (L)

- KA** keyed alike +\$0
- KD** keyed differently, black +\$0

Step 7. Case Finish

- 8Q** folkstone grey +\$0
- BU** black umber +\$0
- HF** inner tone light +\$0
- LT** light tone +\$0
- LU** soft white +\$0
- MT** medium tone +\$0
- SG** slate grey +\$0
- WL** sandstone +\$0
- WN** warm grey neutral +\$0

Step 8. Door Finish

- 8Q** folkstone grey +\$0
- BU** black umber +\$0
- HF** inner tone light +\$0
- LU** soft white +\$0
- MT** medium tone +\$0
- SG** slate grey +\$0
- WL** sandstone +\$0
- WN** warm grey neutral +\$0

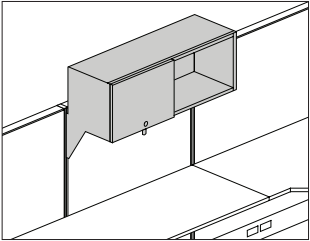
Step 9. Pull Finish

- CL** cool grey neutral +\$0
- WN** warm grey neutral +\$0

Action Office® Storage

F-Style Upmount Sliding Door Storage Unit

A3814.



Product Information

Description

This 15"-high lockable storage unit has brackets that allow it to be mounted above the top of a panel. It has a painted or debossed sliding door. The sliding door covers 1 side of the unit and can be locked in either position. Underside of shelf accepts a task light. Back panel and attachment hardware included. Shipped knocked down.

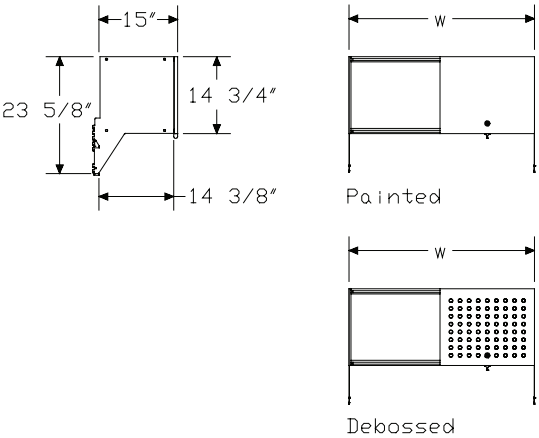
Notes

Debossed door can only be specified as lockable (L).
Order optional task light separately:

- Twist™ LED task light (G6160.AM)
- Under shelf LED task light (G6170.xxS). Width of light must match width of sliding door storage unit.

For keyed-alike locks, specify chrome lock plugs separately. See Keyed-Alike information in Appendices.

Dimensions



Specification Information

Step 1.

A3814.

Step 2. Width

24	24" wide
30	30" wide
36	36" wide
42	42" wide
48	48" wide

Step 3. Door Material

P	painted door
X	debossed door

Step 4. Lock

For painted door (P)

N	no lock
L	lock

For debossed door (X)

L	lock
---	------

Prices for Steps 1-4.

	N	L
A3814. 24 P	\$875	891
X	—	\$933
30 P	\$932	947
X	—	\$988
36 P	\$992	1012
X	—	\$1058
42 P	\$1055	1075
X	—	\$1121
48 P	\$1116	1133
X	—	\$1191

Step 5. Lock Option

For lock (L)

KA	keyed alike	+\$0
KD	keyed differently, black	+\$0

F-Style Upmount Sliding Door Storage Unit *continued*

Step 6. Case Finish

8Q	folkstone grey	+\$0
BU	black umber	+\$0
HF	inner tone light	+\$0
LT	light tone	+\$0
LU	soft white	+\$0
MT	medium tone	+\$0
SG	slate grey	+\$0
WL	sandstone	+\$0
WN	warm grey neutral	+\$0

Step 7. Door Finish

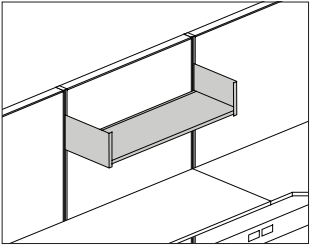
8Q	folkstone grey	+\$0
BU	black umber	+\$0
HF	inner tone light	+\$0
LT	light tone	+\$0
LU	soft white	+\$0
MT	medium tone	+\$0
SG	slate grey	+\$0
WL	sandstone	+\$0
WN	warm grey neutral	+\$0

Step 8. Pull Finish

CL	cool grey neutral	+\$0
WN	warm grey neutral	+\$0

F-Style Shelf

A3811.



Product Information

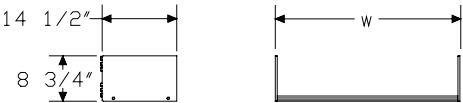
Description
This 8³/₄"-high shelf hangs from a panel or wall strips. The underside of the shelf accepts a task light. Attachment hardware is included. Shipped knocked down.

Notes

Shelf matches style of sliding door storage unit (A3810.).
Order optional task light separately:

- Twist™ LED task light (G6160.xM)
- Under shelf LED task light (G6170.xxS). Width of light must match width of shelf.

Dimensions



Specification Information

Step 1.

A3811.

Step 2. Width

24	24" wide
30	30" wide
36	36" wide
42	42" wide
48	48" wide

Prices for Steps 1-2.

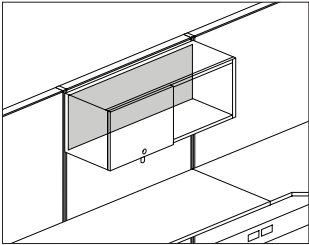
A3811. 24	\$220
30	\$232
36	\$244
42	\$267
48	\$274

Step 3. Surface Finish

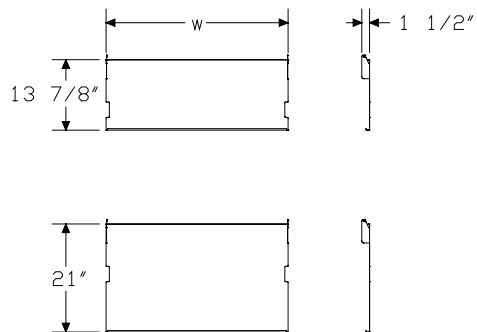
8Q	folkstone grey	+\$0
BU	black umber	+\$0
HF	inner tone light	+\$0
LU	soft white	+\$0
MT	medium tone	+\$0
SG	slate grey	+\$0
WL	sandstone	+\$0
WN	warm grey neutral	+\$0

Action Office® Storage

F-Style Storage Unit Back Panel A3812.



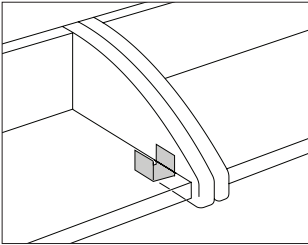
Product Information
Description
This panel attaches to the back of a sliding door storage unit to enclose the back. Attachment hardware included.
Dimensions



Specification Information					
Step 1.					
A3812.					
Step 2. Height					
15	15" high				
22	22" high				
Step 3. Width					
24	24" wide				
30	30" wide				
36	36" wide				
42	42" wide				
48	48" wide				
Prices for Steps 1-3.					
	24	30	36	42	48
A3812. 15	\$212	219	229	244	263
22	\$222	240	257	278	304
Step 4. Surface Finish					
8Q	folkstone grey				+\$0
BU	black umber				+\$0
HF	inner tone light				+\$0
LU	soft white				+\$0
MT	medium tone				+\$0
SG	slate grey				+\$0
WL	sandstone				+\$0
WN	warm grey neutral				+\$0

Component Brace

X3910.

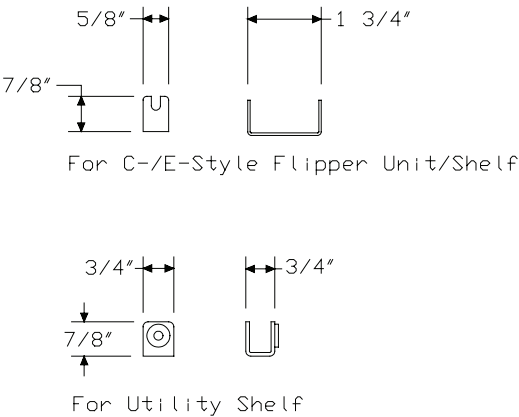


Product Information

Description
This bracket mounts under C- and E-style flipper door units and shelves and utility shelves (E3234.) hung from stacking panels or frames. The brackets support heavy component loading and reduce deflection of a panel or frame run. Package contains 6.

Notes
Component brace finish for utility shelf (X3910.2) is black umber (BU).

Dimensions



Specification Information

Step 1.
X3910.

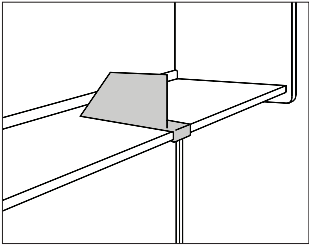
Step 2. Usage
1 for C-/E-style flipper unit/shelf
2 for utility shelf (E3234.)

Prices for Steps 1-2.	
X3910. 1	\$72
2	\$72

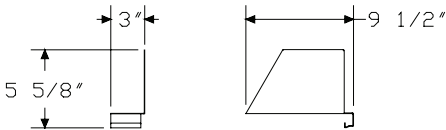
Step 3. Surface Finish		
For C-/E-style flipper unit/shelf (1)		
8Q	folkstone grey	+\$0
91	white	+\$0
98	studio white	+\$0
BU	black umber	+\$0
HF	inner tone light	+\$0
LT	light tone	+\$0
LU	soft white	+\$0
MT	medium tone	+\$0
WL	sandstone	+\$0
CN	metallic champagne	+\$0
MS	metallic silver	+\$0

Shelf Divider, Angled

G7330.



Product Information
Description
This divider attaches to a B-, C-, or E-style shelf to vertically divide books and binders. Package contains 8.
Dimensions

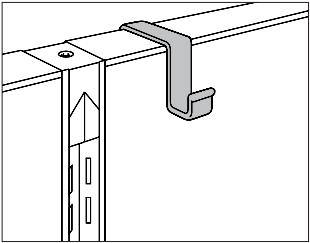


Specification Information		
Step 1.		
G7330.		\$377
Step 2. Surface Finish		
8Q	folkstone grey	+\$0
91	white	+\$0
98	studio white	+\$0
BU	black umber	+\$0
CL	cool grey neutral	+\$0
G1	graphite	+\$0
HF	inner tone light	+\$0
LT	light tone	+\$0
LU	soft white	+\$0
MT	medium tone	+\$0
SG	slate grey	+\$0
WL	sandstone	+\$0
WN	warm grey neutral	+\$0
CN	metallic champagne	+\$0
EH	metallic bronze	+\$0
MS	metallic silver	+\$0

Action Office® Storage

Coat Hook

A0535.



Product Information

Description

This hook fits over the top of an Action Office Series 1 or Series 2 panel for hanging coats, hats, and umbrellas. Finish is medium tone. Package contains 6.

Dimensions

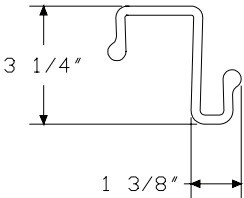
Specification Information

Step 1.

A0535.

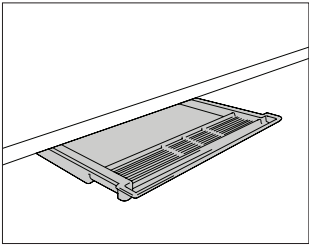
\$58

Action Office® Storage

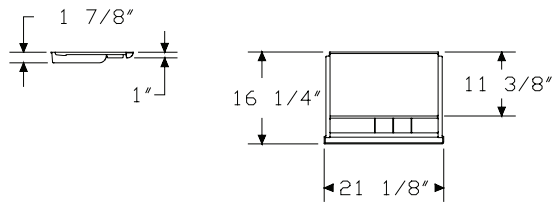


Pencil Drawer

Y5010.



Product Information
Description
This plastic drawer mounts under a hanging or freestanding work surface to store pencils and other small items. Mounting hardware is included.
Dimensions

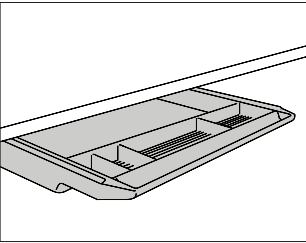


Specification Information		
Step 1.		
Y5010.		\$73
Step 2. Surface Finish		
8Q	folkstone grey	+\$0
BU	black umber	+\$0
HF	inner tone light	+\$0
LT	light tone	+\$0
LU	soft white	+\$0
MT	medium tone	+\$0
SG	slate grey	+\$0
WL	sandstone	+\$0
WN	warm grey neutral	+\$0

Action Office® Storage

Metal Pencil Drawer

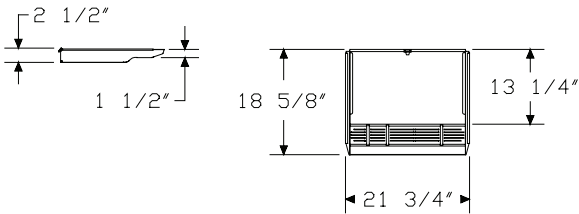
Y5012.



Product Information
Description
This metal drawer mounts under a hanging or freestanding work surface to store pencils and other small items. Mounting hardware is included.
Dimensions

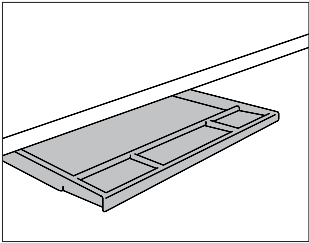
Specification Information		
Step 1.		
Y5012.		\$307
Step 2. Surface Finish		
8Q	folkstone grey	+\$0
98	studio white	+\$0
BU	black umber	+\$0
HF	inner tone light	+\$0
LT	light tone	+\$0
LU	soft white	+\$0
MT	medium tone	+\$0
SG	slate grey	+\$0
WL	sandstone	+\$0
WN	warm grey neutral	+\$0

Action Office® Storage



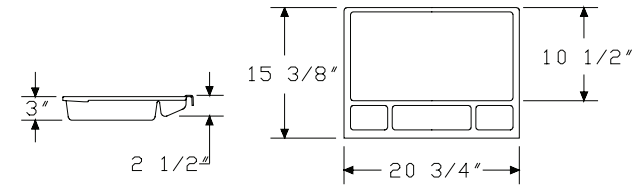
A-Style Pencil Drawer

AO480.

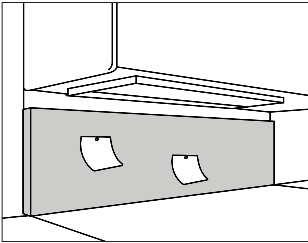


Product Information
Description
This drawer mounts under a predrilled Action Office® suspended work surface or Action Office table to store pencils and other small items. Mounting hardware is included.
Dimensions

Specification Information		
Step 1.		
AO480.		\$80
Step 2. Surface Finish		
BU	black umber	+\$0
LT	light tone	+\$0
MT	medium tone	+\$0



B-Style TackboardA3410.

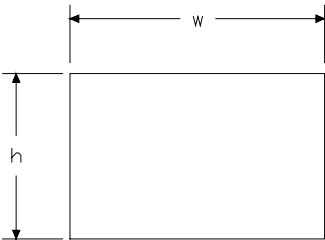


Product Information

Description
This tackboard attaches to a panel or wall strips to display notes, photographs, or art. It has a fabric surface and includes attachment hardware.

Notes
Tackboard accepts Customer's Own Material (COM). Yardage is estimated for nondirectional, 54"-wide fabrics; yardage for 60"-wide tackboard is estimated for nondirectional, 66"-wide fabrics.
Height—Width—Yardage
12"—24" to 48"— $\frac{1}{2}$
12"—60"— $\frac{1}{2}$
16"—24" to 48"— $\frac{2}{3}$
16"—60"— $\frac{2}{3}$
20"—24" to 48"— $\frac{3}{4}$
20"—60"— $\frac{3}{4}$
30"—30"—1
48"—48"— $1\frac{1}{2}$
For information on multiple quantities or directional fabrics, contact COM Department. See Order Information in Appendices.

Dimensions



Specification Information

Step 1.
A3410.

Step 2. Height	
12	12" high
16	16" high
20	20" high
30	30" high
48	48" high

Step 3. Width	
For 12" high (12), 16" high (16), or 20" high (20)	
24	24" wide
30	30" wide
36	36" wide
42	42" wide
48	48" wide
60	60" wide

For 30" high (30)	
30	30" wide
For 48" high (48)	
48	48" wide

Prices for Steps 1-3.						
	24	30	36	42	48	60
A3410. 12	\$202	208	219	233	250	315
16	\$260	272	291	302	321	415
20	\$333	348	367	394	416	507
30	—	\$399	—	—	—	—
48	—	—	—	—	\$549	—

Step 4. Surface Finish

See application chart and textiles list for fabric usage and numbers.

First 2 digits of number indicate fabric line; remaining digit(s) indicate fabric color.

For 12" high (12) with 24" wide (24), 30" wide (30), 36" wide (36), or 42" wide (42), or 48" wide (48)

Price Category 1	+\$0
Price Category 2	+\$10
Price Category 3	+\$49
Price Category 4	+\$85
Price Category 5	+\$110
Price Category B	+\$32
Price Category C	+\$47
Price Category D	+\$61
Price Category E	+\$73
Price Category F	+\$95

For 16" high (16) with 24" wide (24), 30" wide (30), 36" wide (36), or 42" wide (42), or 48" wide (48)

Price Category 1	+\$0
Price Category 2	+\$12
Price Category 3	+\$65
Price Category 4	+\$112
Price Category 5	+\$140
Price Category B	+\$42
Price Category C	+\$62
Price Category D	+\$82
Price Category E	+\$98
Price Category F	+\$127

For 20" high (20) with 24" wide (24), 30" wide (30), 36" wide (36), or 42" wide (42), or 48" wide (48)

Price Category 1	+\$0
Price Category 2	+\$16
Price Category 3	+\$73
Price Category 4	+\$115
Price Category 5	+\$145
Price Category B	+\$47
Price Category C	+\$70
Price Category D	+\$91
Price Category E	+\$110
Price Category F	+\$143

For 30" high (30) with 30" wide (30)

Price Category 1	+\$0
Price Category 2	+\$23
Price Category 3	+\$102
Price Category 4	+\$184
Price Category 5	+\$247
Price Category B	+\$71
Price Category C	+\$96
Price Category D	+\$122
Price Category E	+\$148
Price Category F	+\$191

For 48" high (48) with 48" wide (48)

Price Category 1	+\$0
Price Category 2	+\$32
Price Category 3	+\$125
Price Category 4	+\$215
Price Category 5	+\$280
Price Category B	+\$82
Price Category C	+\$122
Price Category D	+\$161
Price Category E	+\$200
Price Category F	+\$280

For 12" high (12) with 60" wide (60)

Price Category 1	+\$0
Price Category 2	+\$10
Price Category 3	+\$49
Price Category 4	+\$85
Price Category B	+\$32
Price Category D	+\$61

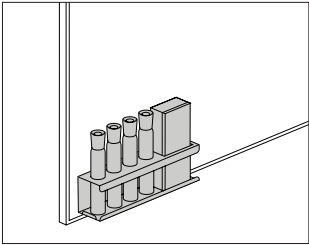
For 16" high (16) with 60" wide (60)

Price Category 1	+\$0
Price Category 2	+\$12
Price Category 3	+\$65
Price Category 4	+\$112
Price Category B	+\$42
Price Category D	+\$82
Price Category E	+\$98

<i>For 20" high (20) with 60" wide (60)</i>	
Price Category 1	+\$0
Price Category 2	+\$16
Price Category 3	+\$73
Price Category 4	+\$115
Price Category B	+\$47
Price Category D	+\$91

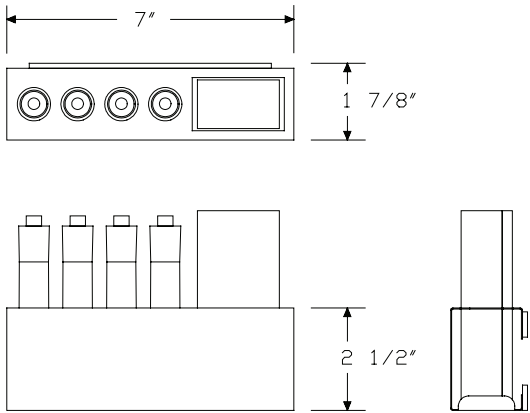
Marker/Eraser Holder

Y7231.

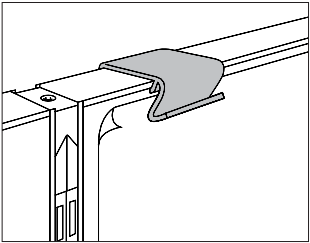


Product Information
Description
This metal holder includes 4 erasable markers and an eraser. It attaches to a vertical surface with hook-and-loop fastener, 2-sided tape, or magnetic tape (also included).
Dimensions

Specification Information		
Step 1.		
Y7231.		\$185
Step 2. Finish		
91	white	+\$0
BK	black	+\$0
MS	metallic silver	+\$0

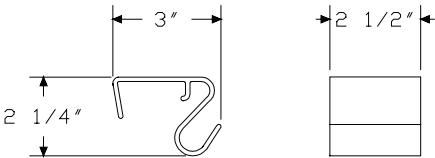


Display ClipA0640.



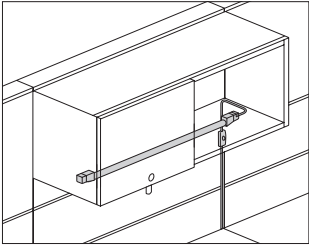
Product Information
Description
This clip hangs from the top of a panel to hold notes, drawings, or presentation papers. Finish is medium tone. Package contains 2.
Dimensions

Specification Information
Step 1.
A0640.
\$64

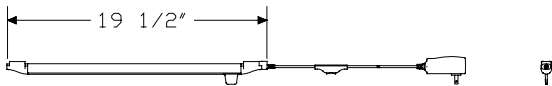


Twist™ LED Task Light

G6160.



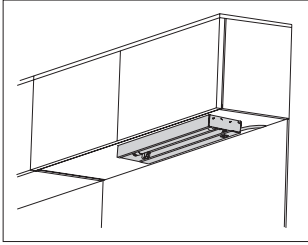
Product Information
Description This light mounts under a flipper door unit, storage unit, shelf or any other surface to light the work area. It has an aluminum extruded housing, poly-carbonate lens, and 2 linear light-emitting diodes (LED). The light can be rotated 45° forward and backward by the user to direct light where desired. The LEDs consume 9.5 watts of power. The light has an 11' cord and is UL listed, UL Canada listed, and CSA certified. Attachment hardware and adhesive cord clips included.
Notes Specify magnetic attachment option (M) for attaching the light to any metal surface. Specify bracket attachment option (B) for attaching the light to a wood or wood composite surface. Single unit (A) is a stand-alone unit only. It is not for use as a daisy chain. Starter unit (B) is designed for use as a daisy chain with up to 3 add-on units (C). Add-on unit (C) should not be used with single unit (A). Multiple lights can be specified for use under 48" and 60"-wide storage units/shelves. Light meets local codes for Canada, New York City, and Chicago.
Dimensions



Specification Information		
Step 1.		
G6160.		
Step 2. Type		
A	single unit	
B	starter unit	
C	add-on unit	
Step 3. Attachment Method		
M	magnet attachment	
B	bracket attachment	
Prices for Steps 1-3.		
	M	B
G6160. A	\$591	591
B	\$711	711
C	\$512	512

Under Shelf LED Task Light

G6170.



Product Information

Description

This LED light mounts below metal overheads and shelves to uniformly light a work surface. It has a powder-coated formed-steel housing, an acrylic lens, linear light-emitting diodes (LED) and an 8-foot cord. Mounting hardware and 3 cord management clips included. Light is UL Listed.

Notes

Width of light must match width of storage unit/shelf.

For use with Canvas Office Landscape®, Action Office® System, or Ethospace® System, specify bracket option (S).

For use with Ethospace utility shelf (E3234.) or C-style storage (X3750., X3730.), specify bracket option (Q).

Task light has the following unit widths:

Task Light Width—Unit Width

30"—26.77"

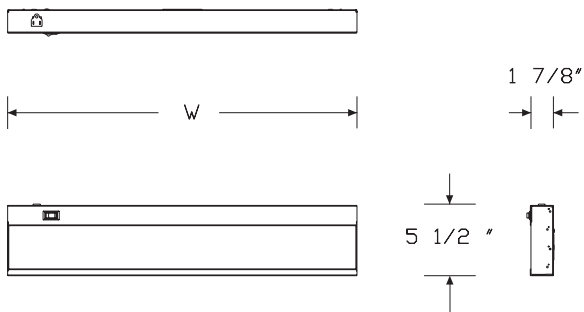
36"—32.77"

42"—38.77"

48"—44.77"

30" and 36" lights consume 7 watts of power. 42" and 48" lights consume 12 watts of power.

Dimensions



Specification Information

Step 1.

G6170.

Step 2. Width

30	30" wide
36	36" wide
42	42" wide
48	48" wide

Step 3. Bracket Option

S	for Action Office® or Ethospace® Systems or Canvas
Q	for C-style storage or E3234.

Prices for Steps 1-3.

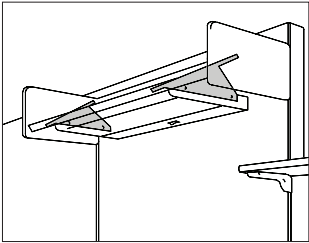
	S	Q
G6170.30	\$491	491
36	\$503	503
42	\$519	519
48	\$531	531

Step 4. Surface Finish

For Action Office® or Ethospace® Systems or Canvas (S) or C-style storage or E3234. (Q)

8Q	folkstone grey	+\$0
91	white	+\$0
98	studio white A	+\$0
BK	black	+\$0
BU	black umber	+\$0
CL	cool grey neutral	+\$0
CN	metallic champagne	+\$0
EH	metallic bronze	+\$0
G1	graphite	+\$0
HF	inner tone light	+\$0
LT	light tone	+\$0
LU	soft white	+\$0
MS	metallic silver	+\$0
MT	medium tone	+\$0
SG	slate grey	+\$0
WL	sandstone	+\$0
WN	warm grey neutral	+\$0

Display Shelf Adapter, Task Light G6191.

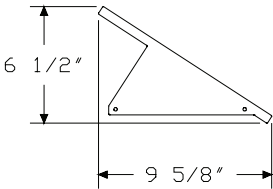


Product Information

Description

These black umber adapters are used to mount a task light under a B-style storage/display shelf (A3220., E3232.). 2 adapters are required for mounting the task light. Package contains 2.

Dimensions



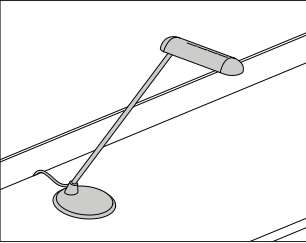
Specification Information

Step 1.

G6191. \$107

Flute™ Personal Light

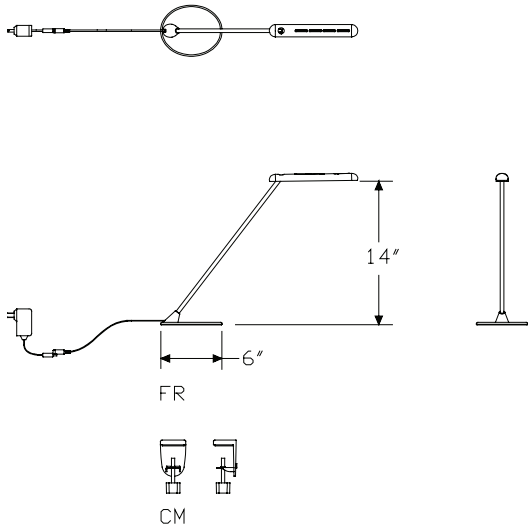
Y6470.



Product Information
<p>Description</p> <p>This light sits freestanding or clamps to a surface. It has 1 energy-efficient light-emitting diode (LED) with a 3500 Kelvin color temperature that consumes 4.7 watts of power. The light has an 11' cord. UL listed and UL Canada listed.</p> <p>Light head swivels 230°. Clamp mount option (CM) swivels 360° at the base.</p>
<p>Notes</p> <p>Light meets local codes including Canada, New York City, and Chicago.</p>
<p>Dimensions</p>

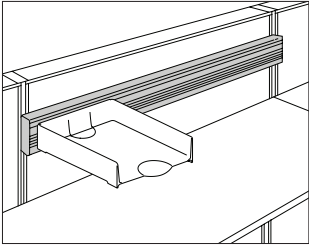
Specification Information		
Step 1.		
Y6470.		
Step 2. Attachment Bracket		
CM	surface clamp	
FR	freestanding	
Prices for Steps 1-2.		
Y6470. CM		\$471
FR		\$471
Step 3. Finish		
91	white	+\$0
G2	graphite satin	+\$0
MS	metallic silver	+\$0

Action Office® Lighting

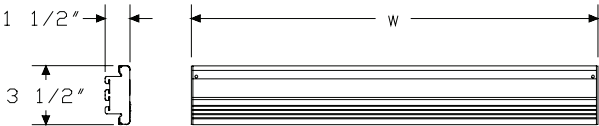


Tool Bar

A3610.



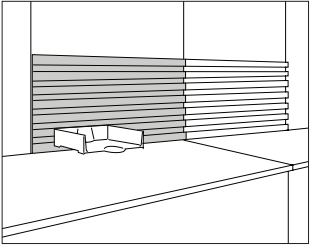
Product Information
Description
This tool bar attaches to a panel or wall strips and has 1 rail to hold work tools.
Dimensions



Specification Information
Step 1.
A3610.
Step 2. Width
24 24" wide
30 30" wide
36 36" wide
42 42" wide
48 48" wide
60 60" wide
Prices for Steps 1-2.
A3610. 24 \$132
30 \$146
36 \$153
42 \$167
48 \$179
60 \$225
Step 3. Surface Finish
8Q folkstone grey +\$0
BU black umber +\$0
HF inner tone light +\$0
LT light tone +\$0
LU soft white +\$0
MT medium tone +\$0
SG slate grey +\$0
WL sandstone +\$0
WN warm grey neutral +\$0

Rail Tile

A3615.

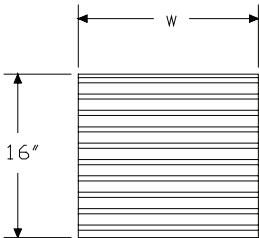


Product Information

Description

This tile attaches to a panel or wall strips to hold work tools.

Dimensions



Specification Information

Step 1.

A3615.16

Step 2. Width

24	24" wide
30	30" wide
36	36" wide
42	42" wide
48	48" wide

Prices for Steps 1-2.

A3615.16	24	\$289
	30	\$319
	36	\$343
	42	\$372
	48	\$402

Step 3. Surface Finish

8Q	folkstone grey	+\$0
BU	black umber	+\$0
HF	inner tone light	+\$0
LT	light tone	+\$0
LU	soft white	+\$0
MT	medium tone	+\$0
SG	slate grey	+\$0
WL	sandstone	+\$0
WN	warm grey neutral	+\$0

Index by Product Name

Action Office® System	
2-Way 90° Connector	page(s) 37, 128
2-Way 90° Connector, Thin Base	141
2-Way 120° Connector	129
2-Way 120° Connector, Thin Base	143
3-Way 90° Connector	41, 133
3-Way 90° Connector, Thin Base	147
3-Way 120° Connector	134
3-Way 120° Connector, Thin Base	149
4-Way 90° Connector	43, 135
4-Way 90° Connector, Thin Base	150
Acoustical Panel	18, 76
Acoustical Panel, Thin Base	103
Add-On Shelf	253
A-Style Pencil Drawer	279
Base Power Adapter, 4 Circuit	180
Base Power Adapter, 4 Circuit, Thin Base	182
Base Power Entry, Direct Connect, 3 Circuit	49
Base Power Entry, Direct Connect, 4 Circuit	173
Base Power Entry, Junction Box, 4 Circuit	175
Base Power Entry, Junction Box, 4 Circuit, Thin Base	176
B-Style Flipper Door	249
B-Style Flipper Door Back Panel	251
B-Style Flipper Door Unit	246
B-Style Shelf	252
B-Style Storage/Display Shelf	254
B-Style Tackboard	280
Cable/Energy Barrier, Connector	198
Cable Management Assembly	59
Cable Management Trough, Work Surface Suspended	60, 197
Carpet Gripper	28, 89, 116
Ceiling Power Entry, Internal Direct Connect	178
Ceiling Power Entry, Internal Direct Connect, Thin Base	179
C-Leg	231
Coat Hook	276
Communication Port Faceplate Extender	200
Communication Port Faceplate Reducer	199
Component Brace	274
Connector Conversion Base Kit	55
Connect™-S300	193
Controlled Receptacle, 4-Circuit, 15 Amp (package of 6)	188
Controlled Receptacle, 4 Circuit, 15 Amp (package of 6)	196
Controlled Receptacle, 4-Circuit, 20 Amp	191
Controlled Receptacle Decal (12 per sheet)	189
Cord Cleat	233
C-Style Flipper Door	257
C-Style Flipper Door Back Panel	261

C-Style Flipper Door Unit	255
C-Style Shelf	259
Display Clip	284
Display Shelf Adapter, Task Light	287
Door Panel	27, 87
Door Panel, Thin Base	114
Draw Rod	35, 126
Draw Rod, Change of Height	36, 127
Electrical Distributor, Multi-Outlet	58, 192
E-Style Flipper Door	264
E-Style Flipper Door Back Panel	266
E-Style Flipper Door Unit	262
E-Style Shelf	267
Fabric-Covered Panel	7, 64
Fabric-Covered Panel, Thin Base	92
Finished End	45, 136
Finished End, Change of Height, Panel/Connector	47, 138, 155
Finished End, Change of Height, Panel/Panel	46, 137, 154
Finished End Conversion Base Kit	56
Finished End, Hingeable	48
Finished End, Thin Base	151
Floor Anchor Bracket, Action Office® Series 1	29
Floor Anchor Bracket, Action Office® Series 2	140
Flute™ Personal Light	288
F-Style Shelf	272
F-Style Sliding Door Storage Unit	268
F-Style Storage Unit Back Panel	273
F-Style Upmount Sliding Door Storage Unit	270
Glazed Panel	25, 83
Glazed Panel, Thin Base	110
Hard-Surfaced Panel	5, 61
Hard-Surfaced Panel, Thin Base	90
Harness End Cap	186
Harness Extender, 3 Circuit	52
H-Leg	232
Marker/Eraser Holder	283
Metal Pencil Drawer	278
Open Panel Frame	26, 85
Open Panel Frame, Thin Base	112
Panel Base Power Adapter, 3 Circuit	51
Panel Base Power Kit, 3 Circuit	50
Panel Conversion Base Kit	53
Panel Hinge	44
Panel Pass-Through Power Jumper	184
Partial-Glazed Panel	22, 80
Partial-Glazed Panel, Thin Base	107
Pencil Drawer	277

Index by Product Name *continued*

Index: Product Name

Power Entry, Internal Direct Connect, 4 Circuit	174
Power Entry, Receptacle to Receptacle	177
Power Harness Extender, Thin Base	185
Rail Tile	290
Receptacle, 3 Circuit	57
Receptacle, 4 Circuit, 15 Amp (package of 6)	187, 195
Receptacle, 4 Circuit, 20 Amp	190
Seismic Finished End	139
Shelf Divider, Angled	275
Spacer	39, 131
Spacer, Thin Base	145
Squared-Edge 120° Corner Work Surface, 90° Ends	210
Squared-Edge 120° Corner Work Surface, 120° Ends	212
Squared-Edge 120° Link	214
Squared-Edge Concave Corner Work Surface	208
Squared-Edge Corner Transaction Surface	238
Squared-Edge Corner Wedge	223
Squared-Edge Corner Work Surface	205
Squared-Edge D-Shaped Work Surface	221
Squared-Edge Rectangular Peninsula	218
Squared-Edge Rectangular Work Surface	201
Squared-Edge Round-End Peninsula	216
Squared-Edge Transaction Surface, Rectangular End	236
Squared-Edge Transaction Surface, Round/Rectangular End	234
Stacking 2-Way 90° Connector	157
Stacking 2-Way 120° Connector	158
Stacking 3-Way 90° Connector	162
Stacking 3-Way 120° Connector	163
Stacking 4-Way 90° Connector	164
Stacking Fabric-Covered Panel	117
Stacking Finished End	170
Stacking Finished End, Change of Height	172
Stacking Finished End, Thin Base	152
Stacking Glass Panel	119
Stacking L-Connector	166
Stacking L-Connector, Change of Height or End of Run	167
Stacking L-Connector, Low/High Panel	168
Stacking Panel-to-Connector Attachment Kit	169
Stacking Spacer	160
Stacking T-Connector	165
Stacking Wall Start	156
Tackable Acoustical-Barrier Panel	13, 71
Tackable Acoustical-Barrier Panel, Thin Base	98
Toggle Wall Strip Anchor	32, 123
Tool Bar	289
Transaction Surface Support	240, 243
Transaction Surface Support, Change of Height	242, 245

Twist™ LED Task Light	285
Under Shelf LED Task Light	286
Wall Fastener	31, 122
Wall Filler Strip	34, 125
Wall Start	33, 124
Wall Strip	30, 121
Work Surface Bracket	226
Work Surface Support Panel	229
Work Surface Support Panel, End	227
Work Surface Support Panel, End, Thin Base	228
Work Surface Support Panel, Thin Base	230
Work Surface Support, Single	225

Index by Product Number

A1110. Hard-Surfaced Panel	page(s) 61
A1120. Fabric-Covered Panel	64
A1125. Tackable Acoustical-Barrier Panel	71
A1126. Stacking Fabric-Covered Panel	117
A1131. Acoustical Panel	76
A1150. Open Panel Frame	85
A1161. Glazed Panel	83
A1164. Partial-Glazed Panel	80
A1169. Stacking Glass Panel	119
A1191. Door Panel	87
A1214. Stacking T-Connector	165
A1216. Stacking Wall Start	156
A1217. Stacking L-Connector	166
A1218. Stacking L-Connector, Change of Height or End of Run	167
A1219. Stacking L-Connector, Low/High Panel	168
A1220. 2-Way 90° Connector	128
A1221. 2-Way 120° Connector	129
A1226. Stacking 2-Way 90° Connector	157
A1227. Stacking 2-Way 120° Connector	158
A1230. 3-Way 90° Connector	133
A1231. 3-Way 120° Connector	134
A1236. Stacking 3-Way 90° Connector	162
A1237. Stacking 3-Way 120° Connector	163
A1240. 4-Way 90° Connector	135
A1246. Stacking 4-Way 90° Connector	164
A1250. Seismic Finished End	139
A1260. Spacer	131
A1266. Stacking Spacer	160
A1271. Finished End	136
A1276. Stacking Finished End	170
A1277. Stacking Finished End, Change of Height	172
A1293. Stacking Panel-to-Connector Attachment Kit	169
A1311. Receptacle, 4 Circuit, 15 Amp (package of 6)	187
A1311M Controlled Receptacle, 4-Circuit, 15 Amp (package of 6)	188
A1322. Base Power Entry, Direct Connect, 4 Circuit	173
A1323. Base Power Entry, Junction Box, 4 Circuit	175
A1325. Ceiling Power Entry, Internal Direct Connect	178
A1342. Panel Pass-Through Power Jumper	184
A1354. Base Power Adapter, 4 Circuit	180
A1355.	
A1381. Cable/Energy Barrier, Connector	198
A1910. Panel Conversion Base Kit	53
A1920. Connector Conversion Base Kit	55
A1921.	
A1924. Finished End Conversion Base Kit	56
A2310. Squared-Edge Rectangular Work Surface	201
A2332. Squared-Edge Corner Work Surface	205

A2333. Squared-Edge Concave Corner Work Surface	208
A2340. Squared-Edge 120° Corner Work Surface, 90° Ends	210
A2341. Squared-Edge 120° Corner Work Surface, 120° Ends	212
A2344. Squared-Edge 120° Link	214
A2350. Squared-Edge Round-End Peninsula	216
A2352. Squared-Edge Rectangular Peninsula	218
A2355. Squared-Edge D-Shaped Work Surface	221
A2380. Work Surface Support Panel, End	227
A2381. C-Leg	231
A2390. Work Surface Bracket	226
A2393. Work Surface Support, Single	225
A2394. H-Leg	232
A2820. Squared-Edge Transaction Surface, Round/Rectangular End	234
A2830. Squared-Edge Transaction Surface, Rectangular End	236
A2840. Squared-Edge Corner Transaction Surface	238
A3030. E-Style Shelf	267
A3040.	
A3210. B-Style Shelf	252
A3220. B-Style Storage/Display Shelf	254
A3221. B-Style Shelf	252
A3312. B-Style Flipper Door	249
A3313.	
A3352. B-Style Flipper Door Unit	246
A3353.	
A3390. B-Style Flipper Door Back Panel	251
A3410. B-Style Tackboard	280
A3610. Tool Bar	289
A3615. Rail Tile	290
A3810. F-Style Sliding Door Storage Unit	268
A3811. F-Style Shelf	272
A3812. F-Style Storage Unit Back Panel	273
A3814. F-Style Upmount Sliding Door Storage Unit	270
A8110. Hard-Surfaced Panel, Thin Base	90
A8120. Fabric-Covered Panel, Thin Base	92
A8125. Tackable Acoustical-Barrier Panel, Thin Base	98
A8131. Acoustical Panel, Thin Base	103
A8150. Open Panel Frame, Thin Base	112
A8161. Glazed Panel, Thin Base	110
A8164. Partial-Glazed Panel, Thin Base	107
A8191. Door Panel, Thin Base	114
A8220. 2-Way 90° Connector, Thin Base	141
A8221. 2-Way 120° Connector, Thin Base	143
A8230. 3-Way 90° Connector, Thin Base	147
A8231. 3-Way 120° Connector, Thin Base	149
A8240. 4-Way 90° Connector, Thin Base	150
A8260. Spacer, Thin Base	145

Index by Product Number *continued*



A8271. Finished End, Thin Base	151
A8276. Stacking Finished End, Thin Base	152
A8323. Base Power Entry, Junction Box, 4 Circuit, Thin Base	176
A8325. Ceiling Power Entry, Internal Direct Connect, Thin Base	179
A8342. Power Harness Extender, Thin Base	185
A8354. Base Power Adapter, 4 Circuit, Thin Base	182
A8355.	
A8380. Work Surface Support Panel, End, Thin Base	228
A9001. E-Style Flipper Door Unit	262
A9002. E-Style Flipper Door	264
AO110. Hard-Surfaced Panel	5
AO120. Fabric-Covered Panel	7
AO125. Tackable Acoustical-Barrier Panel	13
AO131. Acoustical Panel	18
AO150. Open Panel Frame	26
AO161. Glazed Panel	25
AO164. Partial-Glazed Panel	22
AO191. Door Panel	27
AO210. Wall Start	33, 124
AO212. Wall Filler Strip	34, 125
AO213. Wall Strip	30, 121
AO215. Draw Rod	35, 126
AO219. Draw Rod, Change of Height	36, 127
AO220. 2-Way 90° Connector	37
AO230. 3-Way 90° Connector	41
AO240. 4-Way 90° Connector	43
AO258. Finished End, Hingeable	48
AO259. Finished End, Change of Height, Panel/ Connector	47, 138, 155
AO260. Spacer	39
AO270. Panel Hinge	44
AO271. Finished End	45
AO272. Finished End, Change of Height, Panel/Panel	46, 137, 154
AO311. Receptacle, 3 Circuit	57
AO322. Base Power Entry, Direct Connect, 3 Circuit	49
AO345. Harness Extender, 3 Circuit	52
AO355. Panel Base Power Kit, 3 Circuit	50
AO356. Panel Base Power Adapter, 3 Circuit	51
AO380. Cable Management Assembly	59
AO382. Cable Management Trough, Work Surface Suspended	60, 197
AO432. Work Surface Support Panel	229
AO460. Transaction Surface Support	240, 243
AO461.	
AO463.	
AO464. Transaction Surface Support, Change of Height	242, 245
AO480. A-Style Pencil Drawer	279

AO521. Add-On Shelf	253
AO535. Coat Hook	276
AO640. Display Clip	284
AO832. Work Surface Support Panel, Thin Base	230
CO481. Floor Anchor Bracket, Action Office® Series 1	29
CO485. Floor Anchor Bracket, Action Office® Series 2	140
E3190. E-Style Flipper Door Back Panel	266
G1189. Communication Port Faceplate Extender	200
G1189. Communication Port Faceplate Reducer	199
G1190. Carpet Gripper	28, 89, 116
G1331. Cord Cleat	233
G1350. Power Entry, Internal Direct Connect, 4 Circuit	174
G1358. Harness End Cap	186
G6160. Twist™ LED Task Light	285
G6170. Under Shelf LED Task Light	286
G6191. Display Shelf Adapter, Task Light	287
G7330. Shelf Divider, Angled	275
G9999. Controlled Receptacle Decal (12 per sheet)	189
K1311. Receptacle, 4 Circuit, 15 Amp (package of 6)	195
K1311M Controlled Receptacle, 4 Circuit, 15 Amp (package of 6)	196
NP289. Electrical Distributor, Multi-Outlet	58, 192
X1191. Toggle Wall Strip Anchor	32, 123
X1192. Wall Fastener	31, 122
X1311. Receptacle, 4 Circuit, 20 Amp	190
X1311M Controlled Receptacle, 4-Circuit, 20 Amp	191
X1350. Power Entry, Receptacle to Receptacle	177
X3710. C-Style Flipper Door	257
X3730. C-Style Shelf	259
X3750. C-Style Flipper Door Unit	255
X3790. C-Style Flipper Door Back Panel	261
X3910. Component Brace	274
Y1323. Connect™-S300	193
Y2091. Squared-Edge Corner Wedge	223
Y5010. Pencil Drawer	277
Y5012. Metal Pencil Drawer	278
Y6470. Flute™ Personal Light	288
Y7231. Marker/Eraser Holder	283

20-Day or Less/Assigned Lead-Time Order Information

20-Day or Less and Assigned Lead-Time Programs

20-day or less and assigned lead-time products are designed for established Herman Miller dealers with pre-approved credit.

Products are distributed from multiple manufacturing facilities across the United States. All products and options not designated by an Assigned Lead-Time icon  will ship in 20 business days or less after being acknowledged by Herman Miller. Products and options designated by an  are on the assigned lead-time program and will ship in 20 days, less than 20 days, or more than 20 days from order acknowledgement.

Ordering Procedure

Please place orders through Order Manager. If this is not available to you, place orders through mail or fax. Verbal purchase orders will not be accepted.

Order Entry fax number for Meridian®

Filing and Storage: (616) 846 9236.

Order Entry fax number for all other products:

(616) 654 3085.

For more information, contact your Customer Care representative at: (866) 854 3048 ext 3400.

Shipments and Delivery

Per Herman Miller Terms and Conditions.

Changes and Cancellation

Per Herman Miller Terms and Conditions.



Keyed-Alike Information

Keyed-Alike Locks

All components with locks may be specified keyed alike. Products with keyed-alike locks will be shipped with lock chassis installed. Installation of lock cylinders will be on-site according to instructions provided. Herman Miller, Inc., will not be responsible for lock cylinder installation.

When specifying product keyed-alike, include separate lines on your order for the lock cylinders.

For Action Office®, Ethospace®, and Supplemental products, list cylinder part number and key number (232092-XXX); select a key number (or numbers) between 226 and 427, excluding numbers 408 and 412.

The following products require a different lock cylinder part number Specify UKY001-XXX for these products only; select a key number (or numbers) between 226 and 427, excluding numbers 408 and 412.

- A3013.
- A3053.
- G5180.
- G5181.
- G5280.

The keys provided in 232092-XXX and UKY001-XXX kits work with either cylinder type, provided the key numbers match.

For Tu® Storage, Canvas Office Landscape®, and Meridian® Storage, see the following charts.

Keyed-alike locks are field installed.

To order keyed-alike locks for Action Office® Series 1 and 2 door panels, please contact Customer Care.

A master key can be used to open any lock on an attached or freestanding component. In addition, a removal key or lock change tool is required to remove lock plugs. Customers interested in ordering master keys, removal keys, or lock change tools should contact Customer Care.

For Canvas overhead and lower storage units, specify as follows:

Specification Code	Part Number	Color	Lock Series
KA	1B2JK7-XXX ¹	chrome	UM series 226-427

For Canvas Metal Storage, Meridian Storage, and Tu Storage, specify as follows:

Specification Code	Key Number	Color	Lock Series
KA	232092-XXX ¹	black	UM series 226-427
KA	1B2JK7-XXX ¹	chrome	UM series 226-427

For Canvas Metal Desk overhead units, specify as follows:

Specification Code	Key Number	Color	Lock Series
KA	232092-XXX ¹	black	UM series 226-427
KC	1B2JK7-XXX ¹	chrome	UM series 226-427

Key Number:
XXX¹ = a key number between 226 and 427 (excluding 408 and 412)

Vary Easy Program

Program Overview

The Vary Easy program offers expanded product selections beyond what is available through our standard offering. From expanded material and finish lists, to size availability, to completely new product configurations, the Vary Easy program offers it all at standard pricing, warranty, and lead-time.

Specifying Vary Easy using Made-to-Measure Plus

Vary Easy products are now available by clicking the Vary Easy/Options tile in the Made-to-Measure Plus tool.

Made-to-Measure Plus is a web-based tool available through Omni that takes the guesswork out of specifying products and service parts. It's quickly evolving to become your one-stop shop for specifying Herman Miller products and service parts, particularly customized product like Vary Easy and HM Options.

Vary Easy products are no longer published in marketing SIF for importing into specIT and other third-party specifiers. Specifying through the Made-to-Measure Plus tool allows us to make frequent updates and offer more complex products. It allows you to easily specify and price products and download SIF files to import into your specification tool. The acknowledgement process for Vary Easy products is the same as for any standard order. Vary Easy products ship with a standardized lead-time and are competitively priced.

For step-by-step instructions, reference the Made-to-Measure Plus page under Tools & Resources on Omni to watch the how-to video and to see how easy it is to specify Vary Easy products in Made-to-Measure Plus.

For Vary Easy product and specification questions, contact Product Services at 866 854 3048 (ext #1).

For technical questions about the Made-to-Measure Plus tool, contact Sales Technology Support at 866 854 3048 (ext #4) or sts@hermanmiller.com.

Fire Retardancy for Proprietary Fabrics

Action Office® Products

The panel types listed below, when covered with the textiles identified below, meet the Class A requirements for flame spread and smoke development as specified by the National Fire Protection Association (NFPA) in the 2015 Life Safety Code No. 101, and the Underwriter's Laboratories requirements for use with energy distribution components (listed by UL under Office Furnishings 1286).

Panel Type			
fabric covered	stacking fabric covered		
acoustical	tackable acoustical barrier		
	partial-glazed		
Textiles			
Aristo	Dex	Horizon	Silkworm
Bento	Frost	Kira 2	Sironetta
Chain	Gem ¹	Loom	Slant
Code	Glaze	Medley	Stitches
Connection	Glisten	Pins and Needles	Strands
Cord	Grasscloth	Quilty	String Plaid
Crepe	Grosgrain ¹	Resonance	Tailored
Crossing	Ground Cloth®	Rivet	Twist ¹
Current	Hopsak	Savannah	Whisper

¹ Fabric not available on acoustical panels.

Action Office Products

The panel type listed below meets the Class A requirements for flame spread and smoke development as specified by the National Fire Protection Association (NFPA) in the 2015 Life Safety Code No. 101, and the Underwriter's Laboratories requirements for use with energy distribution components (listed by UL under Office Furnishings 1286).

Panel Type
hard-surfaced

Ethospace® Products

Acoustical tiles, when covered with the textiles identified below, meet the Class B requirements for flame spread and smoke development as specified by the NFPA in the 2015 Life Safety Code No. 101, and the Underwriter's Laboratories requirements for use with electrical components (listed by UL under Office Furnishings 1286).

Face tiles and beltline communication tiles, when covered with the textiles identified below, meet the Class A requirements for flame spread and smoke development as specified by the National Fire Protection Association (NFPA) in the 2015 Life Safety Code No. 101, and the Underwriter's Laboratories requirements for use with electrical components (listed by UL under Office Furnishings 1286).

Tackable tiles, when covered with the textiles identified below, meet the Class B requirements for flame spread and smoke development as specified by the NFPA in the 2015 Life Safety Code No. 101, and the Underwriter's Laboratories requirements for use with electrical components (listed by UL under Office Furnishings 1286).

Tile Type	
face tile	beltline face tile
tackable tile	cable access tile
acoustical tile	cable channel tile

Textiles			
Chain	Gem	Loft	Silkworm
Code	Glaze	Medley	Sironetta
Connection	Glisten	Moiré	Slant
Cord	Grasscloth	Pins and	Strands
Crepe	Grosgrain	Needles	String Plaid
Crossing	Ground Cloth®	Quilty	Tailored
Current	Hopsak	Resonance	Twist
Fish Net	Horizon	Rivet	Well Suited
Frost	Kira 2	Savannah	

Fire Retardancy — Workspaces

continued

Canvas Office Landscape® Products

Tiles, when covered with the textiles identified below, meet the Class A requirements for flame spread and smoke development as specified by the National Fire Protection Association (NFPA) in the 2015 Life Safety Code No. 101, and the Underwriter’s Laboratories requirements for use with electrical components (listed by UL under Office Furnishings 1286).

Tile Type	
lower tile	lower power/data tile
full height tile	off-module upper tile
upper tile	upper power/data tile

Textiles			
Aristo	Frost	Loom	Stitches
Bento	Gem	Medley	Strands
Chain	Glaze	Moiré	String Plaid
Code	Glisten	Pins and Needles	Tailored
Connection	Grasscloth	Quilty	Tape
Cord	Grosgrain	Resonance	Twist
Crepe	Ground Cloth	Rivet	Well Suited
Crossing	Hopsak ¹	Savannah ¹	Whisper
Current	Horizon	Silkworm	
Dex	Kira 2 ¹	Sironetta	
Fish Net	Loft ¹	Slant	

¹ Canvas tiles, when covered in Hopsak, Kira 2, Loft, or Savannah meet the Class B requirements for flame spread and smoke development as specified by the NFPA in the 2015 Life Safety Code No. 101.

Fire Retardancy for Maharam® Fabrics

The panel types, tile types, and textiles listed below are recognized by the Underwriter's Laboratories under the UL Component Recognition Program. The following UL recognized fabrics, when used on the panel or tile types listed below, fall within a Class C requirement for flame spread and smoke development as specified by the National Fire Protection Association (NFPA) in the 2015 Life Safety Code No. 101. The panels and tiles are incomplete in construction features when tested. The UL Component Recognition Program does not provide evidence of UL listing or labeling, which may be required by installation codes or standards.

Tackable tiles, when covered with the textiles identified below, meet a minimum Class C requirement for flame spread and smoke development as specified by the NFPA in the 2015 Life Safety Code No. 101, and the Underwriter's Laboratories requirements for use with electrical components (listed by UL under Office Furnishings 1286).

Action Office Products	
Panel Type	
fabric covered	stacking fabric covered
acoustical	tackable acoustical barrier
	partial-glazed
Textiles	
Adjourn	Parallel ¹
Crisp ²	Plait
Glint	Reply
Hum	Sharkskin 2
Manner	Skein
Meld	Sketch
Metric	Spiral
Mode	Ticker
Morse	Unit

¹ Fabric not available on acoustical panels.

² Fabric not available on partial-glazed panels.

Ethospace Products	
Tile Type	
face tile	beltline face tile
tackable tile	cable access tile
acoustical tile	cable channel tile
Textiles	
Adjourn	Parallel
Crisp ¹	Plait
Glance	Sharkskin 2
Glint	Skein
Hum	Sketch
Manner	Spiral
Messenger	Ticker
Morse	

¹ Fabric not available on tackable tiles.

Canvas Office Landscape Products	
Tile Type	
lower tile	lower power/data tile
full height tile	off-module upper tile
upper tile	upper power/data tile
Textiles	
Adjourn	Parallel
Crisp	Plait
Hum	Skein
Manner	Sketch
Messenger	Spiral
Metric	Ticker
Morse	



Stain-to-Match Program

Stain-to-Match Program

Program Overview

The Stain-to-Match program gives you the option of using veneer finishes that are not listed in the standard offering. The program allows Herman Miller to match a customer's existing recut or natural veneer, or create a new finish that is unique to an installation.

Specific information on approval, ordering, pricing, and warranty for the Stain-to-Match program is listed below. Questions and requests for assistance may be directed to Herman Miller Options at:
(800) 654 3910

Ordering Products with Stain-to-Match Veneers

1. Fill out the Options Stain-to-Match Request Form and send along with a color sample (2" x 3" minimum) to the Herman Miller Options Applications Team at the address provided on the form. The form can be found on Omni.
2. Within 7-10 working days, Herman Miller Options will send a sample of the color-matched stain on Herman Miller veneer to the requester for the customer's signed approval.
3. If the sample meets the customer's approval, sign the reverse side of the sample, scan and email the approval to: options@hermanmiller.com.
4. After the stain has been approved, a formal quotation with special number and pricing can be provided, or the product can be specified through the Vary Easy program, if available. Work with the Options team on final product needs and how to specify.
5. A purchase order can then be placed.

Stain-to-Match Warranty

Herman Miller warrants its products to be free from defects in craftsmanship from the date of delivery for the applicable warranty period. Herman Miller is responsible for the physical properties of the veneers available through the Stain-to-Match program, which include:

- STA: Stain-to-Match on Recut Ash
- STC: Stain-to-Match on Cherry
- STD: Stain-to-Match on Oak
- STK: Stain-to-Match on Reltech Anigre (Geiger)
- STP: Stain-to-Match on Maple
- STU: Stain-to-Match on Walnut (Geiger)

See your specification tool for product specific finish offering limitations.



Customer's Own Material Order Information — Workspaces

Customer's Own Material

Program Overview

The Customer's Own Material (COM) program gives you the option of using textiles other than those listed. Herman Miller will test textiles for application to Herman Miller products and will process orders for those with approved COM textiles only. COM textiles are on assigned lead times.

Omni lists an overview of fabrics that have been tested and indicates whether or not they were approved for application to Herman Miller products.

Specific information on the terms and conditions, testing, approval, and ordering process for COM is listed below. Questions about the COM program and requests for assistance may be directed to your COM representative at:

(616) 654 3400

(866) 854 3048 ext 6543400

Customer's Own Material Warranty

Herman Miller does not warrant COM textiles. COM textiles are tested for application only; they are not tested for performance. The Herman Miller warranty does apply to the underlying products.

Suppliers of COM textiles are responsible for color consistency within commercial tolerances, UV stability, and resistance to soiling and perspiration.

Customer's Own Material Pricing

COM is a Category 1 fabric. There are no application charges for COM fabrics.

Ordering and payment for COM textile yardage are the responsibility of the customer and the textile supplier.

If desired, Herman Miller will purchase COM textiles directly from Maharam, Camira, C.F. Stinson, Guilford of Maine, Luna Textiles, Momentum Textiles and Ultrafabrics to simplify ordering and shipment. For this service, refer to the Supplier Connection program in Omni.

Application Note

Herman Miller does not guarantee that Customer's Own Material (COM) fabric patterns will align across panels/tiles or from one screen to the next. We also do not guarantee that COM fabric designs will be positioned consistently in the same location across several panels, tiles, or screens.

Textile Approval

1. Select a COM textile and a Herman Miller product.
2. If your textile does not show as tested in Omni, submit a request. You will be required to select a specific color of the textile and feature of the product to test, i.e., seat, back, etc.
3. Herman Miller will notify you of approval or disapproval within 4 days from receipt of the test yardage.

Ordering Products with COM

1. Refer to the specific products to determine the yardage required for COM textiles.
Note: Yardage requirements are based on nondirectional, 54"-wide textiles. 66"-wide textiles are needed for application on 60"-wide products. Additional yardage may be needed due to the unique characteristics of a textile.
2. Obtain the COM ID# in Omni. If the color you are ordering does not have a COM ID# assigned, click "Create ID".
3. Enter your order on Order Manager in Omni.
4. Upon receipt of your purchase order, Herman Miller will send you a PO acknowledgment.
5. Arrangements must be made for the textiles to be shipped from the supplier to Herman Miller for application to the Herman Miller products. Textiles must be tagged with the assigned identification number and the roll yardage quantity. See Omni for shipping procedures and current shipping addresses or contact a COM representative at (616) 654 3400 or (866) 854 3048 ext 6543400.

Products will be scheduled for production when COM textiles are received at Herman Miller. Standard lead times in effect at that time will apply.

Note: If textiles are to be purchased directly by Herman Miller through the Supplier Connection program, Herman Miller will handle the ordering and shipping process and will schedule your order for production upon receipt of your purchase order (dependent on textile availability). Refer to the Supplier Connection program for more information.

Supplier Connection

Program Overview

The Supplier Connection program is a service offered by Herman Miller to purchase approved COM textiles directly from Maharam, Camira, C.F. Stinson, Guilford of Maine, Luna Textiles, Momentum Textiles and Ultrafabrics. When you select a textile through this program, Herman Miller will facilitate the ordering, scheduling, and shipment of the textile directly with the supplier.

Suppliers included in the Supplier Connection program keep an active inventory of textiles that are pre-approved for application to Herman Miller products. Pre-approval applies only to the suitability of a textile for manufacturing and application to a Herman Miller product. Omni provides an overview of fabrics that have been tested and indicates whether or not they were approved for application to Herman Miller products.

Specific information on the terms and conditions, testing, approval, and ordering process for the Supplier Connection program is listed below. Questions and requests for assistance may be directed to your COM representative at:
(616) 654 3400
(866) 854 3048 ext 6543400

Supplier Connection Warranty

Textiles purchased by Herman Miller through the Supplier Connection program are COM and are not warranted by Herman Miller. COM textiles are tested for application only; they are not tested for performance. The Herman Miller warranty does apply to the underlying products.

Suppliers of COM textiles are responsible for color consistency within commercial tolerances, UV stability, and resistance to soiling and perspiration.

Supplier Connection Pricing

Textiles purchased by Herman Miller through the Supplier Connection program are COM. COM is a Category 1 fabric. There are no application charges for COM fabrics.

Payment for textiles purchased by Herman Miller through the Supplier Connection program is the responsibility of the customer or dealer. Herman Miller will invoice the order at a total product cost based on the supplier’s price published at the time of the order.

Textile Approval

1. Select a COM textile and a Herman Miller product.
2. If your textile does not show as tested in Omni, submit a request. You will be required to select a specific color of the textile and feature of the product to test, i.e., seat, back, etc.
3. Herman Miller will notify you of approval or disapproval within 4 days from receipt of the test yardage.

Ordering Products with Supplier Connection COM

1. Identify and include the following information on your purchase order:
 - Product number and option
 - Herman Miller’s COM identification number
2. Enter your order on Order Manager in Omni.
3. Upon receipt of the purchase order, Herman Miller will process your order and send you a PO acknowledgment. Herman Miller will determine the yardage required to produce your product and will order and schedule for delivery the required textile. Standard lead times in effect at the time the textile is allocated at the supplier will apply to products ordered through this program.

Proprietary Textiles Application Chart — Workspaces

- Available

A Assigned lead-time textile.

See page 2 for exception notes.

Proprietary Textiles Application Chart — Workspaces

- Available

A

Assigned lead-time textile.

See page 2 for exception notes.

	Action Office® Panels/Connectors	Action Office B-Style Tackboards	Action Office/Ethospace E-Style Storage	Ethospace Tiles/Connectors	Ethospace/Canvas Office Landscape® Privacy Doors	Canvas Tiles/Extended Width Tiles/Channel Tiles	Canvas B-/E-Style Storage	Canvas Tackboards	Canvas Metal Desk Hutch Back Panel	Canvas Vista™ Movable Insert and Display Unit	OE1 Boundary Agile Wall Tile	OE1 Boundary Project Board and Screens	OE1 Nook Liner/Felt Screen Liner/Storage Trolley Liner	Overlay™ Performance Wall Cladding	Part™ Screens/Flat Edge Screens/Channel Screens	Passport Work Table Screen	Renew™ Link Screens	Ambit™ Workspace Solutions Screen	Ambit Workspace Solutions Metal Screen Liner	Exclave® Tackable Boards and Stowage Tackable Backdrop	Exclave Video-Friendly Tackable Boards & Stowage Tackable Backdrop	Personal Side Screen	Tu® Wood Storage Cubby Tackboard	Seating
Price Category 1																								
COM Customer's Own Material <div>A</div>	1	1	1	1	1	1	1	1	1	1	1	1		1	1		1	1		1		1	1	1
2V__ Chain	•	•	•	•	•	22	•	•	•	•		•		•	•		•	•					•	
8T__ Crossing (85__)	2	2	•	•	•	•	2	•	•		•	•		•	•		•	•		•	8		•	18
3DE__ Dex	6	2	•	•	•	•	2	•	•		•	•		•	•		•	•		•		•	•	•
95__ Gem	2	2	•	•	•	•	2	•	•					•	•			•				•	•	•
2I__ Grasscloth	•	•	•	•	•	•	•	•	•			•		•	•		•	•				•	•	•
1MN__ Monologue	2	2	•	•	•	•	2	•	•	•		•		•	•		•	•				•	•	•
5T__ Resonance	•	•	•	•	•	•	•	•	•	•				•	•							•	•	
4SC__ Scatter	2	2				•		•	•	•	•	•		•	•		•	•		•		•	•	•
3DN__ Scribe	•	•	•	•	•	•	•	•	•	•	•	•		•	•		•	•		•		•	•	•
2M__ Silkworm	•	•	•	•	•	•	•	•	•	•				•	•			•						
22F__ Slant	6	•		•	•			•	•	•				•	•								•	
235__ Tailored	•		•			8		•	•	•				•	•								•	•
1WS__ Whisper	2	2	•	•	•	•	2	•	•	•	•	•		•	•		•	•		•		•	•	•
Price Category 2																								
3AR__ Aristo	2	2	•	•	•	•	2	•	•	•	•	•			•	•		•		•		•	•	•
1CD__ Code	•	•	•	•	•	•	•	•	•	•	•	•		•	•				•					
51__ Cord	•	•	•	•	•	•	•	•	•	•				•	•							•		
92__ Crepe	2	•	•	•	•	•	•	•	•	•	•			•	•			•		•	8	•		•
3EP__ Epic	2	2	•	•	•	•	2	•	•		•	•		•	•		•	•		•		•	•	•
84__ Grosgrain	4	•	•	•	•	8	•		•	•				•	•			•			19	•		
4N__ Horizon	2	2	•	•	•	•	•	•	•	•				•	•			•				•	•	
1LM__ Loom	2	2	•		•	•	•	•	•		•	•		•	•		•	•		•				•
1HA__ Medley	2	2	•	•	•	•	•	•	•	•	•	•		•	•		•	•		•	8	•		•
4ME__ Mellow	2	2	•	•	•	•	2	•	•	•	•	•		•	•		•	•		•		•	•	•
3RA__ Rain	•	•	•	•	•									•	•		•	•		•		•	•	•
3SL__ Sequel			2				2								•		•	•		•				
4TE__ Terra	2	2	•	•	•	•	2	•	•	•	•	•		•	•		•	•		•		•	•	•
3TW__ Twine	•	•	•	21	•	•	•	•	•	•	•	•		•	•		•	•		•		•	•	•
8R__ Twist (5S__)	5	2	•	•	•	•	2	•	•	•		•		•	•		•	•				•	•	18

continued on next page

Proprietary Textiles Application Chart — Workspaces

continued

Proprietary Textiles
Application Chart —
Workspaces

continued

	Action Office® Panels/Connectors	Action Office B-Style Tackboards	Action Office/Ethospace E-Style Storage	Ethospace Tiles/Connectors	Ethospace/Canvas Office Landscape® Privacy Doors	Canvas Tiles/Extended Width Tiles/Channel Tiles	Canvas B-/E-Style Storage	Canvas Tackboards	Canvas Metal Desk Hutch Back Panel	Canvas Vista™ Movable Insert and Display Unit	OE1 Boundary Agile Wall Tile	OE1 Boundary Project Board and Screens	OE1 Nook Liner/Felt Screen Liner/Storage Trolley Liner	Overlay™ Performance Wall Cladding	Pari™ Screens/Flat Edge Screens/Channel Screens	Passport Work Table Screen	Renew™ Link Screens	Ambit™ Workspace Solutions Screen	Ambit Workspace Solutions Metal Screen Liner	Exclave® Tackable Boards and Stowage Tackable Backdrop	Exclave Video-Friendly Tackable Boards & Stowage Tackable Backdrop	Personal Side Screen	Tu® Wood Storge Cubby Tackboard	Seating
Price Category 3																								
47__ Ground Cloth®	•	•	•	•	•	•	•	•	•	•	•	•		•	•		•	•		•	∞	•	•	
8L__ Savannah	•	•	•	•	•	•	•	•	•	•				•						•	•		•	
8W__ Strands	•	•	•	•	•	•	•	•	•			•		•	•		•	•				•	•	
Price Category 4																								
3DM__ Daydream	2	2	•			•	2	•	•	•	•	•		•	•		•	•		•		•	•	•
2X__ Glisten	•	•	•	•	•	•	•	•	•	•				•			•					•	•	
1HS__ Hush	•	•	•	•	•	•	•	•	•	•	•		•	•		•	•		•	•		•	•	
Price Category 5																								
14A__ Hopsak	2	2	•	•		•	2	•	•	•	•			•						•		•	•	
Price Category 6																								
No fabrics available at this time.																								

- 1 Refer to price book appendices and Omni for COM information.
- 2 Available on all products except 54" and 60" wide.
- 4 Not available on Action Office (AO®) acoustical panels.
- 5 (8R__), (8T__), (85__), and (5S__) not available on AO acoustical panels and not available on 54"- or 60"-wide products.
- 6 Not available on Action Office (AO®) connectors, cable management, and spacers.
- 8 Available in select colors. See the "Proprietary Textile Colors — Workspaces" appendix.
- 18 Available on seating products in select colors. See the "Proprietary Textile Colors — Seating" appendix.
- 19 Not available in Grosgrain (84__) fabric color 8405.
- 21 Not available on Ethospace connectors and cable management tiles.
- 22 Not available as railroaded application option for Chain (2V00) on Canvas Extended Width Tiles.

Application Note: Herman Miller cannot guarantee material/pattern alignment in adjacent products. For example, a fabric's pattern may not align from one screen to the next, or from one panel to the next.

Proprietary Textile Colors — Workspaces

Price Category 1

Customer's Own Material
See Order Information in
Appendices.
Assigned lead-time textile. A

Chain	
66" wide	
100% recycled polyester	
2V01	Pearl
2V02	Oyster
2V03	Wheat
2V04	Linen
2V05	Wicker
2V06	Bamboo
2V07	Sage
2V08	Spring Wood
2V09	Iceberg

Crossing	
54" wide	
86% antimony-free polyester	
14% polyester	
8T03	Wicker *
8T04	Porcelain *
8T05	Warm Grey *
8T10	Tomato
8T13	Green Apple
8T16	Periwinkle
8T17	Cerulean
8T18	Indigo
8T19	Shale *
8T22	Tin *
8T23	Graphite
8T24	Black

Crossing	
For workspaces products only.	
54" wide	
86% antimony-free polyester	
14% polyester	
8501	Ivory *
8502	Oyster *

* Colors available on Exclave®
Video-friendly Tackable
Boards and Stowage Tackable
Backdrop

Dex	
54" wide	
100% recycled polyester	
3DE01	Frost
3DE02	Silver Pine
3DE03	Stone
3DE04	Shale
3DE05	Charcoal
3DE06	Gossamer
3DE07	Pine

Gem	
54" wide	
100% antimony-free polyester	
9502	Tangerine
9503	Red
9507	Twilight
9508	Bayou
9510	Berry Blue
9511	Aqua Green
9512	Green Apple
9514	Black
9515	Slate Grey
9516	Fog

Grasscloth	
66" wide	
100% recycled polyester	
2I01	Silver Birch
2I02	Pampas
2I03	Sedge
2I07	Lea
2I08	Taro
2I09	Steam Grey
2I13	Gravel

Monologue	
54" wide	
56% recycled polyester	
44% polyester	
1MN01	Linen
1MN02	Alabaster
1MN03	Truffle
1MN04	Folkstone
1MN05	Silver Pine
1MN06	Slate
1MN07	Seed
1MN08	Yellow Oxide
1MN09	Persimmon
1MN10	Tundra
1MN11	Meadow
1MN12	Blue Sky
1MN13	Blue Spruce
1MN14	Deep Sea

Resonance	
66" wide	
100% polyester	
5T04	Greige
5T05	Porcelain
5T06	Alabaster
5T15	Iris
5T28	Sugar
5T47	Tobacco
5T54	Saltbush
5T57	Seed
5T58	Sepia
5T60	Iceberg
5T65	Red
5T67	Boysenberry
5T68	Pistachio
5T69	Green Apple
5T71	Jade
5T72	Blue Green
5T74	Twilight

Scatter	
54" wide	
100% recycled polyester, with 26% ocean bound plastic	
4SC01	Alpine
4SC02	Fog
4SC03	Shale
4SC04	Persimmon
4SC05	Red Violet
4SC06	Lime Zest
4SC07	Olive
4SC08	Glacier
4SC09	Blue Sky
4SC10	Lagoon
4SC11	Slate Grey
4SC12	Blue Black

Price category 1 continued on
next page

Proprietary Textile Colors — Workspaces

continued

Price Category 1

continued

Appendix: Proprietary Textile Colors — Workspaces

Scribe
54" wide
100% recycled polyester
with 53% ocean bound plastic

3DN01	Spring Wood
3DN02	Poplar
3DN03	Pewter
3DN04	Deep Sea
3DN05	Fir
3DN06	Nutmeg

Silkworm
66" wide
58% recycled polyester
42% polyester

2M01	Cocoon
2M02	Pongee
2M03	Saffron
2M04	Tussah
2M05	Ceylon
2M06	Jasmine
2M07	Shale
2M08	Monsoon

Slant
66" wide
51% polyester
49% recycled polyester

22F04	Pesto
22F06	Neptune
22F07	Blueberry
22F10	Pumpkin
22F12	Silver Birch
22F13	Bluestone
22F15	Shale

Tailored
54" wide
56% polyester
44% recycled polyester

23501	Studio White *
23502	Sugar
23503	Tomato
23504	Orchid
23505	Boysenberry
23506	Chive
23507	Bluegrass
23508	Cobalt
23509	Cadet
23510	Fog
23511	Graphite
23512	Black
23513	Coffee

* Color not available on Canvas Tiles.

Whisper
54" wide
73% recycled polyester
27% polyester,
with 11.3% ocean bound plastic

1WS01	Sand Dollar
1WS02	Pebble
1WS03	Silver Birch
1WS04	Iceberg
1WS05	Silver Pine
1WS06	Carbon
1WS07	Cumin
1WS08	Adobe
1WS09	Strawberry
1WS10	Blush
1WS11	Eggplant
1WS12	Willow
1WS13	Sea Grass
1WS14	Pool
1WS15	Blueberry
1WS16	Glacier
1WS17	Grey
1WS18	Canyon

Price Category 2

Aristo
54" wide
88% recycled polyester
12% polyester
Acrylic backing

3AR01	Forest Moss
3AR02	Light Brindle
3AR03	Mink
3AR04	Copper
3AR05	Adobe
3AR06	Cherry
3AR07	Lilac
3AR08	Green Apple
3AR09	Surf
3AR10	Waterfall
3AR11	Cadet
3AR12	Tin
3AR13	Pewter
3AR14	Grey Brindle
3AR15	Grey Black

Code
66" wide
100% Repreve recycled polyester

1CD01	Linen
1CD02	Khaki
1CD03	Iceberg
1CD04	Zinc
1CD05	Blue Black

Cord
66" wide
51% antimony-free polyester
49% polyester

5101	Ivory
5102	White Ash
5103	Linen
5104	Bamboo
5105	Sepia
5107	Sesame
5109	Bayou
5111	Spring Wood
5112	Summer White

Crepe
54" wide
100% recycled polyester,
with 43.6% ocean bound plastic

9201	Licorice
9203	Smoke
9207	Cherry
9223	Cadet
9241	Beachglass
9249	Stone *
9251	Fog *
9252	Slate Grey
9261	Shale
9262	Graphite
9265	Mineral
9266	Persimmon
9267	Juniper
9268	Glacier
9269	Cascade
9270	Navy

* Colors available on Exclave®
Video-friendly Tackable
Boards and Stowage Tackable
Backdrop.

Price category 2 continued on
next page

Proprietary Textile Colors — Workspaces

continued

Price Category 2

continued

Epic	
54" wide	
56% recycled polyester	
44% polyester	
Acrylic backing	
3EP01	Alabaster
3EP02	Smoke
3EP03	Falcon
3EP04	Citrus Spring
3EP05	Copper
3EP06	Urban Orange
3EP07	Poppy
3EP08	Wild Plum
3EP09	Sugar Plum
3EP10	Clover
3EP11	Loden
3EP12	Everglade
3EP13	Mist
3EP14	Peacock
3EP15	Cadet
3EP16	Indigo
3EP17	Spring Wood
3EP18	Grey Brindle
3EP19	Seed
3EP20	Carbon Dark
Grosgrain	
66" wide	
100% recycled polyester	
8402	White Ash
8404	Khaki
8405	Oyster *
8408	Spa Blue
8409	Bud
8411	Bayou
8412	Tin

* Color not available on Canvas Dock Mounted Screens and Thrive® Personal Side Screen.

Horizon	
54" wide	
65% antimony-free polyester	
35% polyester	
4N01	Rye Grass
4N02	Sugar Pine
4N03	Silver Pine
4N04	White Ash
4N05	Spring Wood
4N06	Tamarack
4N07	Mushroom
4N08	Haystack
4N09	Oat Grass
4N10	Forest Moss
4N11	Hickory
4N12	Beech Nut
4N13	Pine Cone
4N14	Poplar
4N15	Elderberry
Loom	
54" wide	
100% polyester	
1LM01	Linen
1LM03	Brick and Mortar
1LM04	Salt and Pepper
1LM05	Black
1LM08	Wild Berry
1LM09	Loden
1LM10	Jade
1LM11	Deep Sea

Medley	
54" wide	
100% polyester	
1HA01	Stone *
1HA02	Trail
1HA03	Charcoal
1HA04	Cinder
1HA05	Citrus
1HA06	Papaya
1HA07	Chutney
1HA08	Tundra
1HA09	Feather Grey *
1HA10	Chartreuse
1HA11	Loden
1HA12	Peacock
1HA13	Bayou *
1HA14	Blue Grotto
1HA15	Blueberry
1HA22	Khaki
1HA23	Pewter
1HA24	Yellow Oxide
1HA25	Vintage Rose
1HA26	Raspberry
1HA27	Acai Berry

* Colors available on Exclave®
Video-friendly Tackable
Boards and Stowage Tackable
Backdrop

Mellow	
54" wide	
100% recycled polyester, with 16% ocean bound plastic	
4ME01	Mineral
4ME02	Pewter
4ME03	Wisteria
4ME04	Olive
4ME05	Glacier
4ME06	Oceanside
4ME07	Charcoal

Rain	
66" wide	
100% recycled polyester	
3RA01	Iceberg
3RA02	Frost
3RA03	Pewter
3RA04	Graphite
3RA05	Warm White
3RA06	Linen
3RA07	Rye
3RA08	Light Brindle
Sequel	
54" wide	
100% vinyl	
100% polyester knit backing	
Resilience® finish	
3SL01	White
3SL02	Pebble
3SL03	Mushroom
3SL04	Stone
3SL05	Chestnut
3SL06	Rattan
3SL07	Black Cherry
3SL08	Tundra
3SL09	Seal
3SL10	Blue Fog
3SL11	Folkstone
3SL12	Shale
3SL13	Slate Grey
3SL14	Charcoal
3SL15	Carbon Dark

Price category 2 continued on
next page

Proprietary Textile Colors — Workspaces

continued

Price Category 2

continued

Terra	
54" wide	
100% post-consumer recycled biodegradable polyester *	
4TE01	Spring Wood
4TE02	Zinc
4TE03	Pine Cone
4TE04	Charcoal

* 1% biodegradation in 1,278 days under ASTM D5511 conditions. No evidence of further degradation.

Twine	
66" wide	
100% recycled polyester	
3TW01	Silver Birch
3TW02	Ivory
3TW03	Alabaster
3TW04	Bamboo
3TW05	Iceberg
3TW06	Charcoal
3TW07	Feather Grey
3TW08	Shale

Twist	
54" wide	
80% antimony-free polyester	
13% recycled polyester	
7% polyester	
8R05	Wicker
8R10	Poppy
8R14	Tin
8R15	Shale
8R16	Graphite
8R17	Birch
8R18	Sepia
8R22	Blueberry
8R23	Green Apple
8R26	Gunmetal
8R27	Cinder
8R28	Citrus
8R29	Pekoe
8R30	Tangerine
8R31	Red Plum
8R32	Wisteria
8R33	Forest
8R34	Jade Dark
8R35	Waterfall
8R36	Midnight Blue
8R37	Carbon Dark

Twist	
For workspaces products only.	
54" wide	
80% antimony-free polyester	
13% recycled polyester	
7% polyester	
5S01	Pearl
5S02	Ivory
5S03	Oyster

Price Category 3

Ground Cloth®	
66" wide	
100% polyester	
4701	Vapor Grey
4721	Warm White *
4722	Fog *
4723	Straw *
4724	Red Orange *
4725	Wild Berry *
4726	Green Apple *
4727	Caribbean *
4728	Midnight *
4729	Cappuccino *

* Colors available on Exclave®
Video-friendly Tackable
Boards and Stowage Tackable
Backdrop

Savannah	
66" wide	
76% recycled polyester	
24% polypropylene	
8L02	Oyster
8L04	Jute
8L05	Bamboo
8L06	Metal
8L07	Linen
8L10	Frost
8L11	Shale

Strands	
66" wide	
100% recycled polyester	
8W01	Pebble
8W02	Porcelain
8W03	Taupe
8W04	Honey
8W05	Khaki
8W06	Rye
8W07	Wicker
8W08	Tin
8W09	Cool Grey

Price Category 4

Daydream	
54" wide	
48% wool	
41% recycled polyester	
9% nylon	
2% polyester	
3DM01	Rye Grass
3DM02	Silver Birch
3DM03	Pewter
3DM04	Graphite
3DM05	Black
3DM06	Lemongrass
3DM07	Permission
3DM08	Juniper
3DM09	Sea Grass
3DM10	Nightfall

Glisten	
66" wide	
84% polyester	
16% recycled polyester	
2X02	Rye
2X05	Iceberg
2X09	Pewter
2X10	Ash

Hush	
66" wide	
80% polyester	
20% viscose	
1HS01	Canyon
1HS02	Pesto
1HS03	Bayou
1HS04	Greystone
1HS05	Charcoal
1HS06	Rye Grass
1HS07	Cool Grey
1HS08	Dark Grey
1HS09	Aqua Green
1HS10	Nightfall

Proprietary Textile Colors — Workspaces

continued

Price Category 5

Hopsak	
56" wide	
100% recycled polyester	
14A20	Black
14A22	Raw Umber Dark
14A26	Grey Blue Dark
14A30	Sepia Dark
14A38	Emerald Dark
14A39	Yellow Dark
14A40	Orange
14A41	Sienna
14A42	Olive Green Dark
14A43	Crimson
14A44	Crimson Dark Dark
14A45	Violet Dark
14A46	Pink Dark Dark
14A47	Ultramarine Dark
14A48	Cobalt Blue
14A49	Terra Cotta
14A50	Ochre Dark



Maharam® Application Chart — Workspaces

- Available

See below for exception notes.

Maharam textiles are on assigned lead times. A

	Action Office® Panels/Connectors	Action Office B-Style Tackboards	Action Office/Ethospace E-Style Storage	Ethospace Tiles/Connectors	Ethospace/Canvas Office Landscape® Privacy Doors	Canvas Tiles/Extended Width Tiles/Channel Tiles	Canvas B-/E-Style Storage	Canvas Tackboards	Canvas Metal Desk Hutch Back Panel	Canvas Vista™ Movable Insert and Display Unit	OE1 Boundary Agile Wall Tile	OE1 Boundary Project Board and Screens	Overlay™ Performance Wall Cladding	Parti™ Screens/Flat Edge Screens/Channel Screens	Renew™ Link Screens	Ambit™ Workspace Solutions Screen	Exclave® Tackable Boards and Stowage Tackable Backdrop	Personal Side Screen	Seating
Price Category 1	No fabrics available at this time.																		
Price Category 2																			
ZMA__Metaphor - Maharam	2	2	2	2	•	•	2	•		•	•		•				•		•
8I1__ Muse - Maharam	2	2	2	•		•	2	•		•	•	•	•	•	•	•	•	•	•
Price Category 3																			
ZM2__Meld - Maharam *	2	2	•	•	•	•	•	•	•	•	•	•	•	•	•	•	•	•	•
Price Category 4	No fabrics available at this time.																		
Price Category 5																			
4OG__Method - Maharam	2	2	2	2	•	•	2	•	•	•	•	•	•	•	•	•	•	•	•
ZNC__Nico - Maharam	2	2	2	•	•	•	2	•	•	•	•	•	•	•	•	•	•	•	•
Price Category 6	No fabrics available at this time.																		
Price Category 7																			
6VQ__Cumulus	2	2	2	2	•	•	2	•	•	•	•	•	•	•	•	•	•	•	•
Price Category 8-9																			
Price Category A	No fabrics available at this time.																		
Price Category B																			
VQ__Crisp - Maharam	5	•	•	12		•	•	•	•	•			•						
VM__Medium - Maharam		2				•	20	•	•	•			•						•
TI__Messenger - Maharam *		2	•	12	•	•	2	•	•	•			•	•		•			•
Price Category C																			
Z27__Manner - Maharam	2	2	2	•		•	2	•	•	•			•	•		•			•
Z3__Metric - Maharam	2	2			•	•		•	•	•			•	•		•			•
ZML__Milestone - Maharam	2	2	2	•	•	•	2	•	•		•	•		•		•	•	•	•
Price Category D																			
ZMD__Mode - Maharam	2																•		•
ZS3__Spiral - Maharam	•	•	•	•		•	•	•	•	•			•						
Price Category E																			
ZF3__Flock - Maharam												•	•			•			
TT__Parallel - Maharam	7	•		•	•	•	18	•	•	•			•						
Price Category F																			
ZA1__Adjourn - Maharam	•	•	•	•			•	•											
8EX__Emit - Maharam	2	2	2	•	•	•	2	•	•										
ZS2__Sharkskin 2 - Maharam	2	2	2	2									•						
Price Category G-Z																			
No fabrics available at this time.																			

* Available in select colors on 20-day lead-time. Refer to “Maharam Colors - Workspaces” for 20-day colors.

- | | |
|--|---|
| 2 Available on all products except 54” and 60” wide. | 12 Not available on Ethospace tackable tiles. |
| 5 Not available on AO partial-glazed panels. | 18 Not available on Canvas E-style storage. |
| 7 Not available on AO acoustical panels; not available on AO2 cable management panel face. | 20 Not available on Canvas E-style storage or 60”-wide B-style storage. |

Application Note: Herman Miller cannot guarantee material/ pattern alignment in adjacent products. For example, a fabric’s pattern may not align from one screen to the next, or from one panel to the next.



Maharam® Colors — Workspaces

Price Category 1

No fabrics available at this time.

Price Category 2

Metaphor – Maharam

54" wide	
100% polyester	
Acrylic backing	
ZMA01/466553-001 Afterfeather	
ZMA02/466553-002 Moonflower	
ZMA03/466553-003 Handcraft	
ZMA04/466553-004 Crossroad	
ZMA05/466553-005 Chondrite	
ZMA06/466553-006 Detective	
ZMA07/466553-007 Steamship	
ZMA08/466553-008 Electricity	
ZMA09/466553-009 Takeoff	
ZMA10/466553-010 Parachute	
ZMA11/466553-011 Blueshift	
ZMA12/466553-012 Dockyard	
ZMA13/466553-013 Bathe	
ZMA14/466553-014 Icebound	
ZMA15/466553-015 Thermosphere	
ZMA16/466553-016 Aboard	
ZMA17/466553-017 Agateware	
ZMA18/466553-018 Homeland	
ZMA19/466553-019 Rockfall	
ZMA20/466553-020 Undergrowth	
ZMA21/466553-021 Gremolata	
ZMA22/466553-022 Patina	
ZMA23/466553-023 Sylvan	
ZMA24/466553-024 Outfield	
ZMA25/466553-025 Windbreak	
ZMA26/466553-026 Saguaro	
ZMA27/466553-027 Barnwood	
ZMA28/466553-028 Cookshop	
ZMA29/466553-029 Amandine	
ZMA30/466553-030 Bodhran	
ZMA31/466553-031 Centerstage	
ZMA32/466553-032 Focaccia	
ZMA33/466553-033 Bumblebee	
ZMA34/466553-034 Microbrew	
ZMA35/466553-035 Sauna	
ZMA36/466553-036 Gazebo	
ZMA37/466553-037 Pirouette	
ZMA38/466553-038 Heartbeat	
ZMA39/466553-039 Shino	
ZMA40/466553-040 Sunrise	
ZMA41/466553-041 Florist	

Metaphor continued

ZMA42/466553-042 Beadwork
ZMA43/466553-043 Framboise
ZMA44/466553-044 Wisteria
ZMA45/466553-045 Warrior

Muse – Maharam

54" wide
100% post-consumer recycled polyester
8I101/466487-001 Crescendo
8I102/466487-002 Resonate
8I103/466487-003 Runway
8I104/466487-004 Ascend
8I105/466487-005 Veil
8I106/466487-006 Refresh
8I107/466487-007 Clear
8I108/466487-008 Fantasy
8I109/466487-009 Miso
8I110/466487-010 Compass
8I111/466487-011 Bergamot
8I112/466487-012 Grasshopper
8I113/466487-013 Goal
8I114/466487-014 Mistletoe
8I115/466487-015 Seaglass
8I116/466487-016 Frigid
8I117/466487-017 Riverbend
8I118/466487-018 Noble
8I119/466487-019 Pulsar
8I120/466487-020 Velella
8I121/466487-021 Sailboat
8I122/466487-022 Sparse
8I123/466487-023 Vase
8I124/466487-024 Haven
8I125/466487-025 Mead
8I126/466487-026 Neat
8I127/466487-027 Jovial
8I128/466487-028 Theater
8I129/466487-029 Poinsettia
8I130/466487-030 Celebrate
8I131/466487-031 Spectacle

Price Category 3

Meld – Maharam

54" wide
68% post-consumer recycled polyester
32% polyester
PFOA-Free stain resistant
ZM201/466387-201 Vast
ZM202/466387-202 Panda **
ZM203/466387-203 Skyline *
ZM204/466387-204 Knight **
ZM205/466387-205 Quill **
ZM206/466387-206 Pipe
ZM207/466387-207 Grate *
ZM208/466387-208 Gloss
ZM209/466387-209 Bulb
ZM210/466387-210 Bride
ZM211/466387-211 Stark
ZM212/466387-212 Seashell
ZM213/466387-213 Antler
ZM214/466387-214 Crater *
ZM215/466387-215 Perennial
ZM216/466387-216 Mulberry
ZM217/466387-217 Fuchsia *
ZM218/466387-218 Amethyst *
ZM219/466387-219 Merlot
ZM220/466387-220 Magma *
ZM221/466387-221 Rooster
ZM222/466387-222 Heat *
ZM223/466387-223 Clementine
ZM224/466387-224 Fox
ZM225/466387-225 Kiss *
ZM226/466387-226 Bare
ZM227/466387-227 Blonde
ZM228/466387-228 Mimosa
ZM229/466387-229 Comet *
ZM230/466387-230 Honeydew
ZM231/466387-231 Wild *
ZM232/466387-232 Vine
ZM233/466387-233 Seed
ZM234/466387-234 Kale *

* Colors available on 20-day lead time.

** Colors available on 10-day lead time.

Price Category 3 continued on next page

- Maharam textiles are on assigned lead times [A](#).
- Fabric numbers are listed as Herman Miller fabric number/Maharam fabric number.

Price Category 3

continued

Meld continued	
ZM235/466387-235	Waterfall *
ZM236/466387-236	Nordic *
ZM237/466387-237	Reef *
ZM238/466387-238	Wave
ZM239/466387-239	Isle **
ZM240/466387-240	Creek
ZM241/466387-241	Mariner *
ZM242/466387-242	Globe
ZM243/466387-243	Spa

Price Category 4

No fabrics available at this time.

Price Category 5

Method - Maharam	
54" wide	
100% recycled polyester	
with 9% ocean-bound plastic	
40G01/466579-001	Inspire
40G02/466579-002	Rhea
40G03/466579-003	Noise
40G04/466579-004	Speedway
40G05/466579-005	Villanelle
40G06/466579-006	Maestro
40G07/466579-007	Destiny
40G08/466579-008	Possess
40G09/466579-009	Waterside
40G10/466579-010	Relax
40G11/466579-011	Delightful
40G12/466579-012	Parrotlet
40G13/466579-013	Verdurous
40G14/466579-014	Bosky
40G15/466579-015	Acreage
40G16/466579-016	Allude
40G17/466579-017	Tweed
40G18/466579-018	Korma
40G19/466579-019	Fossilize
40G20/466579-020	Cattail
40G21/466579-021	Shortcake
40G22/466579-022	Racecar
40G23/466579-023	Courtship
40G24/466579-024	Jam
40G25/466579-025	Sparrow

Nico - Maharam	
54" wide	
63% wool	
21% polyester	
16% solution-dyed nylon	
ZNC01/466564-001	Alcazar
ZNC02/466564-002	Ironclad
ZNC03/466564-003	Tune
ZNC04/466564-004	Bridegroom
ZNC05/466564-005	Diode
ZNC06/466564-006	Jest
ZNC07/466564-007	Sanctuary
ZNC08/466564-008	Aquarius
ZNC09/466564-009	Houseboat
ZNC10/466564-010	Olympian
ZNC11/466564-011	Tennis
ZNC12/466564-012	Dressage
ZNC13/466564-013	Zing
ZNC14/466564-014	Bitterroot
ZNC15/466564-015	Gemini
ZNC16/466564-016	Posh
ZNC17/466564-017	Sizzle
ZNC18/466564-018	Cheerful
ZNC19/466564-019	Watermelon
ZNC20/466564-020	Toucan
ZNC21/466564-021	Rosin
ZNC22/466564-022	Jousting
ZNC23/466564-023	Jojoba
ZNC24/466564-024	Dromedary
ZNC25/466564-025	Toasty
ZNC26/466564-026	Casaba
ZNC27/466564-027	Greenhouse
ZNC28/466564-028	Sibyl
ZNC29/466564-029	Spearmint
ZNC30/466564-030	Pothos
ZNC31/466564-031	Calathea
ZNC32/466564-032	Landscape
ZNC33/466564-033	Espalier
ZNC34/466564-034	Gecko
ZNC35/466564-035	Meditation

• Maharam textiles are on assigned lead times [A](#).

• Fabric numbers are listed as Herman Miller fabric number/Maharam fabric number.

Maharam® Colors — Workspaces

continued

Price Category 6	Price Category 7	Price Category 8-9	Price Category A
No fabrics available at this time.	<div>Cumulus - Maharam</div> <div>54" wide</div> <div>100% biodegradable</div> <div>post-consumer recycled polyester</div> <div>6VQ01/466609-001 Lenticular</div> <div>6VQ02/466609-002 Provoke</div> <div>6VQ03/466609-003 Matrix</div> <div>6VQ04/466609-004 Saturate</div> <div>6VQ05/466609-005 Anabranh</div> <div>6VQ06/466609-006 Outward</div> <div>6VQ07/466609-007 Backwoods</div> <div>6VQ08/466609-008 Dreamer</div> <div>6VQ09/466609-009 Incandescent</div> <div>6VQ10/466609-010 Minute</div> <div>6VQ11/466609-011 Bungalow</div> <div>6VQ12/466609-012 Temperature</div> <div>6VQ13/466609-013 Stiletto</div> <div>6VQ14/466609-014 Precise</div> <div>6VQ15/466609-015 Floccus</div>	No fabrics available at this time.	No fabrics available at this time.

• Maharam textiles are on assigned lead times [A](#).

• Fabric numbers are listed as Herman Miller fabric number/Maharam fabric number.

Maharam® Colors — Workspaces

continued

Price Category B

Crisp – Maharam	
66" wide	
100% polyester	
VQ02/901420-002	Oyster
VQ13/901420-013	Admiral
VQ14/901420-014	Thunder
VQ21/901420-021	Graphite
VQ22/901420-022	Lychee
VQ23/901420-023	Persimmon
VQ24/901420-024	Kimchi
VQ25/901420-025	Marigold
VQ26/901420-026	Brut
VQ29/901420-029	Surf
VQ30/901420-030	Marble
VQ31/901420-031	Boulder
VQ32/901420-032	Bell
VQ33/901420-033	Ferry
VQ34/901420-034	Sapphire
VQ35/901420-035	Carbon
VQ36/901420-036	Owl
VQ37/901420-037	Agate

Medium – Maharam	
54" wide	
100% polyester	
VM01/463490-001	Raven
VM02/463490-002	Smoke
VM03/463490-003	Alloy
VM04/463490-004	Flax
VM07/463490-007	Espresso
VM08/463490-008	Pecan
VM14/463490-014	Laser
VM16/463490-016	Port
VM22/463490-022	Marina
VM29/463490-029	Pistachio
VM32/463490-032	Prospect
VM36/463490-036	Delight
VM39/463490-039	Nautical
VM40/463490-040	Pool

Medium continued	
VM44/463490-044	Washed
VM45/463490-045	Sculpture
VM46/463490-046	Thatched
VM47/463490-047	Hike
VM48/463490-048	Tangle
VM49/463490-049	Pacific
VM50/463490-050	Cosmic
VM51/463490-051	Cascade
VM52/463490-052	Blackberry
VM53/463490-053	Nasturtium

Messenger – Maharam	
54" wide	
78% recycled polyester	
15% polyester, 7% nylon	
TI07/458640-007	Shadow
TI08/458640-008	Bayou *
TI24/458640-024	Poppy
TI25/458640-025	Mao
TI29/458640-029	Onyx *
TI31/458640-031	Cloud *
TI38/458640-038	Depth *
TI40/458640-040	Nile *
TI41/458640-041	Azure *
TI45/458640-045	Cactus *
TI46/458640-046	Ice *
TI48/458640-048	Neon
TI50/458640-050	Hydrangea
TI53/458640-053	Tangelo
TI54/458640-054	Lumine *
TI58/458640-058	Snow
TI60/458640-060	Peridot
TI61/458640-061	Capri *
TI62/458640-062	Ultramarine
TI63/458640-063	Squall
TI66/458640-066	Cassis
TI67/458640-067	Aster
TI69/458640-069	Cherry
TI70/458640-070	Vibrant
TI71/458640-071	Satsuma *
TI72/458640-072	Maize
TI76/458640-076	Fossil

Messenger continued	
TI77/458640-077	Ash
TI78/458640-078	Tusk
TI79/458640-079	Oyster
TI81/458640-081	Husk
TI84/458640-084	Robust
TI85/458640-085	Beyond
TI86/458640-086	Voyage *
TI87/458640-087	Everglade
TI89/458640-089	Blanch
TI90/458640-090	Longspur
TI91/458640-091	Vireo
TI92/458640-092	Dipper
TI93/458640-093	Gale
TI94/458640-094	Hunter
TI95/458640-095	Lime
TI96/458640-096	Apple
TI97/458640-097	Krill
TI98/458640-098	Catalyst

* Colors available on 20-day lead time.

Price Category C

Manner - Maharam	
54" wide	
100% recycled polyester	
Z2701/466177-001	Magic
Z2702/466177-002	Carob
Z2703/466177-003	Porpoise
Z2704/466177-004	Flint
Z2705/466177-005	Hush
Z2706/466177-006	Nuance
Z2711/466177-011	Ember
Z2712/466177-012	Wagon
Z2713/466177-013	Ablaze
Z2714/466177-014	Peel
Z2716/466177-016	Butterscotch
Z2717/466177-017	Harvest
Z2720/466177-020	Parakeet
Z2722/466177-022	Aquatic
Z2723/466177-023	Cottage
Z2724/466177-024	Dahlia
Z2725/466177-025	Vivid
Z2726/466177-026	Basin
Z2727/466177-027	Schooner
Z2728/466177-028	Slope
Z2729/466177-029	Silverpoint
Z2730/466177-030	Lattice
Z2731/466177-031	Smoky
Z2732/466177-032	Magnetic
Z2733/466177-033	Woad
Z2734/466177-034	Resolute
Z2735/466177-035	Cruise
Z2736/466177-036	Atmospheric
Z2737/466177-037	Cloudburst
Z2738/466177-038	Tidewater
Z2739/466177-039	Firth
Z2740/466177-040	Oceanside
Z2741/466177-041	Grandeur
Z2742/466177-042	Comfort
Z2743/466177-043	Dill
Z2744/466177-044	Poplar
Z2745/466177-045	Citronella
Z2746/466177-046	Passerine
Z2747/466177-047	Southwest
Z2748/466177-048	Roseate

Price Category C continued on next page

- Maharam textiles are on assigned lead times [A](#).
- Fabric numbers are listed as Herman Miller fabric number/Maharam fabric number.

Maharam® Colors — Workspaces

continued

Price Category C

continued

Manner continued

Z2749/466177-049 Charisma
Z2750/466177-050 Siltstone
Z2751/466177-051 Kimono
Z2752/466177-052 Valiant
Z2753/466177-053 Baroness

Metric – Maharam

54" wide
51% recycled polyester
49% polyester
Z302/466014-002 Fog
Z303/466014-003 Fleece
Z312/466014-012 Cardinal
Z313/466014-013 Lava
Z318/466014-018 Pollen
Z320/466014-020 Alligator
Z323/466014-023 Tar
Z324/466014-024 Anchor
Z326/466014-026 Admiral
Z327/466014-027 Seaport
Z328/466014-028 Scuba
Z329/466014-029 Skate
Z330/466014-030 Hopscotch
Z331/466014-031 Film
Z332/466014-032 Whale
Z333/466014-033 Downpour
Z334/466014-034 Midday
Z335/466014-035 Talisman
Z336/466014-036 Hedgerow
Z337/466014-037 Snorkel
Z338/466014-038 Highway
Z339/466014-039 Canary
Z340/466014-040 Sunny
Z341/466014-041 Aztec
Z342/466014-042 Fruit
Z343/466014-043 Galah
Z344/466014-044 Kiln
Z345/466014-045 Moth

Milestone – Maharam

54" wide
78% post-industrial
recycled polyester
15% polyester
7% nylon
ZML22/403901-022 Pewter
ZML25/403901-025 Charcoal
ZML26/403901-026 Ebony
ZML47/403901-047 Rush
ZML54/403901-054 Linger
ZML55/403901-055 Embrace
ZML57/403901-057 Coffee
ZML58/403901-058 Bison
ZML61/403901-061 Tiger Lily
ZML71/403901-071 Daffodil
ZML78/403901-078 Spruce
ZML79/403901-079 Fountain

Price Category D

Mode – Maharam

54" wide
80% post-consumer recycled polyester
20% polyester
PFOA-Free stain resistant finish
ZMD01/466337-001 Stroll
ZMD02/466337-002 Intaglio
ZMD03/466337-003 Ominous
ZMD04/466337-004 Machine
ZMD05/466337-005 Talus
ZMD06/466337-006 Marsh
ZMD07/466337-007 Hollow
ZMD08/466337-008 Sycamore
ZMD09/466337-009 Clavicle
ZMD10/466337-010 Billygoat
ZMD11/466337-011 Spindle
ZMD12/466337-012 Lemon
ZMD13/466337-013 Oxeye
ZMD14/466337-014 Henge
ZMD15/466337-015 Goldenrod
ZMD16/466337-016 Cottontail
ZMD17/466337-017 Lioness
ZMD18/466337-018 Oriole
ZMD19/466337-019 Rust
ZMD20/466337-020 Carotene
ZMD21/466337-021 Blush
ZMD22/466337-022 Vermillion
ZMD23/466337-023 Alder
ZMD24/466337-024 Kermes
ZMD25/466337-025 Barberry
ZMD26/466337-026 Petal
ZMD27/466337-027 Valley
ZMD28/466337-028 Odyssey
ZMD29/466337-029 Ballpoint
ZMD30/466337-030 Toile
ZMD31/466337-031 Paradise
ZMD32/466337-032 Angelfish
ZMD33/466337-033 Denim

Mode continued

ZMD34/466337-034 Crush
ZMD35/466337-035 Jetty
ZMD36/466337-036 Saltwater
ZMD37/466337-037 Mallard
ZMD38/466337-038 Celtic
ZMD39/466337-039 Eucalyptus
ZMD40/466337-040 Bonsai
ZMD41/466337-041 Sassafras
ZMD42/466337-042 Yucca
ZMD43/466337-043 Lichen

Spiral - Maharam

66" wide
100% polyester
ZS301/901882-001 Chalk
ZS303/901882-003 Wheat
ZS304/901882-004 Mica
ZS305/901882-005 Pavement
ZS306/901882-006 Graphite

- Maharam textiles are on assigned lead times [A](#).
- Fabric numbers are listed as Herman Miller fabric number/Maharam fabric number.

Maharam® Colors — Workspaces

continued

Price Category E

Flock - Maharam	
63" wide	
100% polyester	
ZF301/901892-001	Calm
ZF302/901892-002	Course
ZF303/901892-003	Highlight
ZF304/901892-004	Roe
ZF305/901892-005	Poppy
ZF306/901892-006	Briefcase
ZF307/901892-007	Monkstrap
ZF308/901892-008	Quag
ZF309/901892-009	Pistachio
ZF310/901892-010	Froth
ZF311/901892-011	Celadon
ZF312/901892-012	Highsea
ZF313/901892-013	China
ZF314/901892-014	Victorian
ZF315/901892-015	Commander
ZF316/901892-016	Raven
ZF317/901892-017	Aluminum

Parallel — Maharam	
66" wide	
100% recycled polyester	
TT01/901180-001	Chalk
TT02/901180-002	Argent
TT03/901180-003	Fog
TT22/901180-022	Sterling
TT23/901180-023	Linen
TT24/901180-024	Pea
TT27/901180-027	Boulder
TT28/901180-028	Stream
TT29/901180-029	Shiitake
TT30/901180-030	Wafer
TT31/901180-031	Plank
TT32/901180-032	Brandy
TT33/901180-033	Crater
TT36/901180-036	Quail

Price Category F

Adjourn - Maharam	
72" wide	
57% polyester	
43% Trevira CS polyester	
ZA102/511350-002	Guava
ZA103/511350-003	Bran
ZA104/511350-004	Flax
ZA105/511350-005	Oatmeal
ZA109/511350-009	Terrain

Emit — Maharam	
54" wide	
55% post-industrial recycled polyester	
45% post-consumer recycled polyester	
PFOA-free stain resistant	
8EX01/466378-001	Wed
8EX02/466378-002	Zebra
8EX03/466378-003	Chiffon
8EX04/466378-004	Scallop
8EX05/466378-005	Nectar
8EX06/466378-006	Elk
8EX07/466378-007	Carat
8EX08/466378-008	Goldenrod
8EX09/466378-009	Beached
8EX10/466378-010	Samba
8EX11/466378-011	Nest
8EX12/466378-012	Ravishing
8EX13/466378-013	Tassel
8EX14/466378-014	Groove
8EX15/466378-015	Tailor
8EX16/466378-016	Duo
8EX17/466378-017	Haiku
8EX18/466378-018	Bluefin
8EX19/466378-019	Flow
8EX20/466378-020	Xenon
8EX21/466378-021	Artem
8EX22/466378-022	Zen
8EX23/466378-023	Sprinkle
8EX24/466378-024	Camp
8EX25/466378-025	Limeade

Price Category G-Z

Sharkskin 2 - Maharam	
54" wide	
89% polyester	
11% solution-dyed polyester	
PFOA-Free stain resistant finish	
Acrylic backing	
ZS201/901650-033	Harmony
ZS202/901650-034	Suggestion
ZS203/901650-039	Lyric
ZS204/901650-040	Clarify
ZS205/901650-041	Remain
ZS206/901650-046	Sphere
ZS207/901650-051	Restore
ZS208/901650-054	Night
ZS209/901650-056	Frosted
ZS211/901650-058	Wash
ZS212/901650-059	Navy

No fabrics available at this time.

- Maharam textiles are on assigned lead times [A](#).
- Fabric numbers are listed as Herman Miller fabric number/Maharam fabric number.

For more information about our products and services or to see a list of dealers, please visit us at HermanMiller.com or call (800) 851 1196.

© 2023 Herman Miller, Inc., Zeeland, Michigan

Distribution Rights

Working together since 1956, Herman Miller and Vitra are the authentic sources of designs by Charles and Ray Eames, Alexander Girard, and George Nelson. All the designs shown in this book are protected by law. Herman Miller has obtained all rights to make and sell these designs. Also, Herman Miller holds exclusive worldwide manufacturing and distribution rights for these products with the following exceptions:

Charles and Ray Eames, George Nelson, and Alexander Girard—Worldwide distribution rights for furniture in all areas except Europe and the Middle East. For those areas, please contact Vitra.

Isamu Noguchi—Worldwide distribution rights for the Noguchi Rudder Table. Distribution rights for the Noguchi Table in North America and Central America only. For all other areas, please contact Vitra.

Magis—Exclusive distribution rights in the US and Canada. For all other areas, please contact Magis.

© **HermanMiller**, 3D Intelligent, 8Z Pellicle, AO, Action Office, Aeron, Aside, Bubble Lamps, Canvas Office Landscape, Caper, Celle, Cosm, Co/Struc, Daisyone, Distil, Eames, Eco-Dematerialized, Embody, Envelop, Ethospace, Exclave, Fine-Tune, FlexFront, Flo, Formcoat, Formwork, Ground Cloth, Intent, Kinemat, Layout Studio, Lino, Live Unframed, Living Office, Maharam, Meridian, Mirra, Motia, Nelson, Pari, Pellicle, Perspectives, Plex, PostureFit, PostureFit SL, Public Office Landscape, Sayl, Setu, Striad, Tu, Ubi, Verus, Wishbone, and Y-Tower are among the registered trademarks of Herman Miller, Inc., and its owned subsidiaries.

™ About Face, AireWeave, Airia, Ambit, Asari Chair by HermanMiller, Backfit, Bubbletack, Burdick Group, Butterfly Back, Canvas Vista, Cellular Suspension, Commend, Compass, Connect, DOT, Duracare, Durawrap, EnhancedAccess, Everywhere, Flex-Edge, Flute, Harmonic, Headway, Herman Miller Select, Hopsak 2, Iota, Keyless Entry, Latitude, Logic Mini, Logic Power Access Solutions, Lyris, Lyris 2, Made-to-Measure Storage, Mora, Multiscrim, Nevi, OE1, OE1 Workspace Collection, Overlay, Pixelated Support, Pronta, Renew, Sense, Soft Pad, Stackable, Stackable Storage, Swoop, Thrive, Tone, TriFlex, Twist, Wireframe, and Zeph are among the trademarks of Herman Miller, Inc., and its owned subsidiaries.

SM Herman Miller Options is among the service marks of Herman Miller, Inc.

AAP™ is a trademark of Extron Electronics.

Alexander Girard® is a registered trademark of The Alexander Girard Estate.

Chemsurf® is a registered trademark of Wilsonart International.

Corian® is a registered trademark of E. I. du Pont de Nemours and Company Corporation.

Crypton® is a registered trademark of Crypton, Inc.

DACRON® is a registered trademark of INVISTA S.a r.l.

Danzer® is a registered trademark of Danzer Holding AG.

Decora® is a registered trademark of Leviton Manufacturing Co., Inc.

Edelman® Leather is a registered trademark of Edelman Leather, Inc.

Extron® is a registered trademark of RGB Systems, Inc.

FENIX NTM® is a registered trademark of Arpa Industriale S.p.A.

FLEXNET™ is a trademark of Milliken & Company.

Floor Saver Glide® is a registered trademark of Carpin Manufacturing, Inc.

Forest Stewardship Council® is a registered trademark of the Forest Stewardship Council A.C. (FSC). We are FSC® certified (FSC® C102895).

FSC® is a registered trademark of the Forest Stewardship Council A.C. (FSC).

Geiger® is a registered trademark, and Bumper™, Saiba™, and Ward Bennett™ are trademarks, of Geiger International.

Hang-It-All® is a registered trademark of Lucia Eames Demetrios, d.b.a. Eames Office.

Holophane® is a registered trademark of Holophane.

Ingeo™ is a trademark of Cargill Dow LLC.

iPad® and Mac mini® are registered trademarks of Apple Inc.

Leviton® is a registered trademark of Leviton Manufacturing Co., Inc.

LifeSize® is a registered trademark of LifeSize Communications, Inc.

Logitech G® is a registered trademark of Logitech International S.A.

Magis®, Bombo®, and Me Too® are registered trademarks of Magis S.p.A.

MicrobeCare™ is a trademark of Parasol Medical LLC.

Microsoft® and Natural® Keyboard are registered trademarks of Microsoft Corporation.

Noguchi® and the Noguchi table configuration (trade dress) are registered trademarks, and Rudder Table™ is a trademark, of The Isamu Noguchi Foundation and Garden Museum.

Place Textiles® is a registered trademark of Place Textiles.

Sunbrella® is a registered trademark of Glen Raven, Inc.

SuperSeat™ is a trademark of Dahti Seating, a division of ITW.

Valor™ is among the trademarks owned by Nemschoff, Inc.