

February 13, 2013  
Update May 11, 2016  
800-424-2432





# Contents

Refer to KI Terms & Conditions document or visit [ki.com](http://ki.com).

<b>Ordering C.O.M., C.O.L., and C.O.V. High Point</b>	<b>2</b>
<b>Affina®</b>	
Guest Chair General Information	4
Guest Chairs	6
Multiple Seating General Information	8
Multiple Seating	10
Connecting Tables	18
Lobby and Lounge Seating General Information	20
Lobby and Lounge Seating	26
Tables	38
Healthcare General Information	44
<b>Affina®</b>	
Healthcare 1.5, II General Information	46
<b>Affina®</b>	
Healthcare Seating	50
<b>Affina® 1.5</b>	
Recliner	76
<b>Affina® II</b>	
Recliner	86
Bariatric Recliner	96

# Ordering C.O.M., C.O.L., and C.O.V.

High Point

## Customer's Own Material ■

Specifications Form

March 2015

All fabrics, including COM, COL, KOM and in grades will be applied at the factory's discretion. If a pattern or stripe is to be applied in a certain direction, the customer MUST specify this in writing on the P.O. and attach a sample of the fabric with it running in the application direction to the P.O. Specifying fabric direction may increase the amount of COM or KOM yardage required. Check with KI Customer Service to see if an increase in yardage is necessary BEFORE specifying, ordering and sending COM and COL to the factory or having KOM quoted.

ALL C.O.M AND C.O.L SHIPMENTS  
MUST BE PREPAID TO: KI  
217 Feld Avenue  
High Point, NC 27263

COM and COL must be identified as follows:

1. Name and address
2. Your purchase order number
3. Our style number to which fabric is to be applied
4. Supplier name and fabric name, number, and color

COLLECT SHIPMENTS WILL BE REFUSED.

SHIPMENT SCHEDULE WILL BE GIVEN WHEN ALL FABRIC IS RECEIVED FOR ENTIRE ORDER

YARDAGE REQUIREMENTS LISTED IN PRICE LIST ARE BASED ON PLAIN GOODS 54" WIDE. Fabrics less than 54" wide, or those requiring matching (stripes, plaids, prints, large patterns) will require additional yardage based on the fabric used and the item ordered. FABRIC WITH NAP: IF USING MOHAIR, VELVET OR ANY FABRIC WITH A "NAP", INCREASE YARDAGE REQUIRE BY 11%. CONSULT MATRIX BELOW FOR ADDITIONAL YARDAGE NEEDED.

C.O.M. INCREASE MATRIX (The yardage matrix is also applicable to any reservations of KI Ingrade, Pallas, or KOM upholsteries).

This table is a general guide.

FABRIC WIDTH	PLAIN FABRIC	UNDER 7" REPEAT	8"-13" REPEAT	14"-21" REPEAT	22"-27" REPEAT	28"-33" REPEAT	34"-40" REPEAT	41"-48" REPEAT
54"	0	20%	25%	30%	40%	50%	60%	70%
51"-53"	15%	25%	30%	35%	45%	60%	70%	80%
48"-50"	20%	30%	35%	40%	50%	65%	75%	85%
45"-47"	30%	45%	50%	55%	60%	80%	90%	100%
36"-44"	50%	65%	70%	75%	80%	100%	110%	120%

FABRIC WITH DOUBLE REPEAT: IF USING A FABRIC WITH A DOUBLE REPEAT, PLEASE FOLLOW THIS FORMULA: TAKE THE TOTAL AMOUNT OF THE LARGER AND HALF OF THE SMALLER REPEAT; ADD TOGETHER TO FIND THE CORRECT OVERALL REPEAT. EXAMPLE: 10" VERTICAL WITH 14" HORIZONTAL WOULD BE  $14 + 5 = 19$ .

IF FABRIC COMES IN ON MULTIPLE ROLLS, ONE ADDITIONAL YARD PER ROLL NEEDS TO BE ADDED TO THE YARDAGE REQUIREMENT.

SPECIAL NOTE: WE CAN ASSUME NO RESPONSIBILITY FOR THE DURABILITY OR TAILORING QUALITY OF CUSTOMER FURNISHED COVERINGS (C.O.M.) OR KOM. KOM: is fabric that KI will purchase for you at jobber's price (net) plus a nominal charge for handling, shipping, and managing.





## Customer's Own Material ■

Specifications Form

March 2015

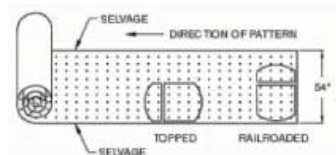
### ADDITIONAL NOTES:

- Orders cannot go into production without the information listed at right.
- Attach memo sample to this approval sheet.
- If your order has been placed, list PO# \_\_\_\_\_
- The cost of the COM sample will be paid by the client.
- Even after preliminary approval, KI reserves the right to reject COM/COL if necessary when the quality is not satisfactory for the product to be upholstered. KI assumes no responsibility for its overall appearance, flammability, durability, color fastness or any other quality after upholstered on a KI product.

### ALL COM MUST BE APPROVED.

Photocopy this form and submit with COM fabric for approval:

(This fabric approval is for the purpose of advising how to apply your COM fabric, verify yardage required, and suitability.)



YOUR COMPANY NAME \_\_\_\_\_

PHONE \_\_\_\_\_ FAX \_\_\_\_\_

Material Supplier \_\_\_\_\_

Material Name \_\_\_\_\_ Number \_\_\_\_\_

Material Color \_\_\_\_\_ Width \_\_\_\_\_

Vertical Repeat \_\_\_\_\_ Horizontal Repeat \_\_\_\_\_

Fiber Content \_\_\_\_\_

Direction Stripe/Pattern to be applied \_\_\_\_\_

### COM TO BE USED ON THE FOLLOWING:

QTY    PRODUCT NAME/NUMBER

_____	_____
_____	_____
_____	_____
_____	_____
_____	_____



# Affina®

Guest Chair General Information



Open Arm Guest Chair  
(1901)



Closed Arm Guest Chair  
(1911)



Armless Guest Chair  
(1901A)

General Dimensions			
Seat width	20-1/2"	20-1/2"	20-1/2"
Seat depth	18-1/2"	18-1/2"	18-1/2"
Seat height	19"	19"	19"
Arm width	2-1/4"	2-1/4"	
Arm height (mid point)	27"	27"	
Overall Dimensions			
Width	24"	24"	23-1/2"
Depth	23-1/2"	23-1/2"	23-1/2"
Height	31-1/2"	31-1/2"	31-1/2"

## UPHOLSTERY INFORMATION

### C.O.M. Fabric

For C.O.M. fabric sent to KI-High Point on multiple rolls, add an additional yard of fabric per roll to the yardage requirements. Multiple rolls have shorter pieces of fabric on them and do not allow nesting and stacking of the fabric to achieve the best yield as is done with one large roll. This results in yardage shortages and requests for additional fabric from the client, which can hold up the order. For each roll that is sent, one yard needs to be added and needs to be added to one of the rolls, not separately.

### Fabric Disclaimer

Fabric will be applied as swatched by the fabric manufacturer. Fabric that is required to be applied differently than is swatched will need a Special Cost Request written specifying the direction the fabric is to be applied. The posted standard lead time will apply to the Special Cost Request.

## FINISH INFORMATION

### SPECIAL FINISH MATCHES

KI can match special finish requests at an upcharge of \$72 List per item, up to 12 or a maximum charge of \$865 List per order per color. Special finish requests must be sent to your KI customer service representative.

Upon receipt from KI, the finishing department will prepare a "strike-off" which will be sent to the customer for approval.

The approval form accompanying the strike-off should be faxed to your KI customer service representative. Upon receipt of the signed approval form, KI will proceed with the order. Disapproved samples may be sent back to KI directly with an explanation of disapproval. A Special Finish Number (SFN) will be assigned to this finish sample for future reference or reorders



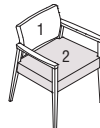
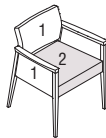
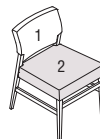
#### INFORMATION

##### Warranty

Refer to KI Terms & Conditions document  
or visit [ki.com](http://ki.com)

# Affina®

## Guest Chairs

				MODEL NUMBER							
MODEL	Features	COM	Basic Model	Non-Contrast or Fabric Contrast 1	Fabric Contrast 2	Wood Finish	Glide Option	Arm Cap	Moisture Barrier		
	<b>Open Arm Guest Chair</b> • 1 = Back (Fabric Contrast 1) C.O.M. = .75 yd • 2 = Seat (Fabric Contrast 2) C.O.M. = 1 yd	Non-contrast 1.5 yds	1901/NC	□□□□		□□□	□□	□□□	□□		
		Contrast	1901/FC	□□□□	□□□□	□□□	□□	□□□	□□		
AFGS											
	<b>Closed Arm Guest Chair</b> • 1 = Back (Fabric Contrast 1) C.O.M. = 1.5 yd • 2 = Seat (Fabric Contrast 2) C.O.M. = 1 yd	Non-contrast 2 yds	1911/NC	□□□□		□□□	□□	□□□	□□		
		Contrast	1911/FC	□□□□	□□□□	□□□	□□	□□□	□□		
AFGS											
	<b>Armless Guest Chair</b> • 1 = Back (Fabric Contrast 1) C.O.M. = .75 yd • 2 = Seat (Fabric Contrast 2) C.O.M. = 1 yd	Non-contrast 1.5 yds	1901A/NC	□□□□		□□□	□□		□□		
		Contrast	1901A/FC	□□□□	□□□□	□□□	□□		□□		
AFGS											
			<b>A</b>	<b>B</b>	<b>C</b>	<b>D</b>	<b>E</b>	<b>F</b>	<b>G</b>		

### HOW TO ORDER

Indicate the following information on order form:

- Quantity of each item.
- Model number, including options. See "How To Build a Model Number".
- Any special service required.

Note: • The □ indicates that a choice is required.

- The absence of the □ indicates that no choice is required.
- Alpha-numeric characters in place of □ indicate that no other alternatives are available.

### HOW TO BUILD A MODEL NUMBER

**A** Select basic model.

**B** Select non-contrast or fabric contrast 1.  
Refer to color addendum at ki.com or KI Fabrics & Finishes binder.

**C** Select fabric contrast 2.  
Refer to color addendum at ki.com or KI Fabrics & Finishes binder.

**D** Select wood finish color.  
Refer to color addendum at ki.com or KI Fabrics & Finishes binder.  
For Kensington Maple add upcharge.

**E** Select glide option.

<b>NG</b>	- Nylon glides
<b>PG</b>	- Polycarbonate glides
<b>RG</b>	- Rubber glides
<b>FG</b>	- Felt glides

**F** Select armcaps.

<b>WAC</b>	- Wood armcaps
------------	----------------

**PAC** - Black poly (pair); add \$186

**G** Select moisture barrier.

**MB** - Moisture barrier

**NMB** - No moisture barrier

See pricing column for moisture barrier upcharge.





Approx. Packaged Weight	Grade C.O.M.	Grade C	Grade D	Grade E & C.O.L.	Grade F	Grade G	Grade H	Grade I	Grade J	Grade K	Grade L Leather	Grade M Leather	Moisture Barrier add to list price
42.0#	\$ 1298	\$ 1357	\$ 1372	\$ 1392	\$ 1404	\$ 1428	\$ 1452	\$ 1484	\$ 1547	\$ 1609	\$ 1672	\$ 1796	\$ 129
42.0#	1355	1413	1430	1448	1461	1485	1510	1542	1605	1667	1729	1854	129
45.0#	\$ 1409	\$ 1487	\$ 1509	\$ 1534	\$ 1550	\$ 1583	\$ 1617	\$ 1658	\$ 1742	\$ 1824	\$ 1908	\$ 2073	\$ 129
45.0#	1467	1545	1567	1591	1608	1640	1674	1716	1798	1882	1965	2131	129
40.0#	\$ 1225	\$ 1284	\$ 1300	\$ 1319	\$ 1332	\$ 1357	\$ 1381	\$ 1412	\$ 1475	\$ 1537	\$ 1600	\$ 1724	\$ 129
40.0#	1282	1342	1358	1376	1388	1413	1438	1470	1533	1594	1657	1782	129

#### KENSINGTON MAPLE UPCHARGE

Kensington Maple requires extended leadtimes.

Model

1901/NC	\$50
1901/FC	\$50
1911/NC	\$50
1911/FC	\$50
1901A/NC	\$50
1901A/FC	\$50

#### UPHOLSTERY INFORMATION

##### C.O.M. Requirements

C.O.M. yardage requirements listed above are based on plain goods 54" wide. If less than 54" wide or fabrics requiring matching (stripes, plaids, prints, large patterns), additional yardage will be needed. Consult C.O.M. matrix for additional yardage needed. For C.O.M. fabric sent to KI-High Point on multiple rolls, add an additional yard of fabric per roll to the yardage requirements.

##### C.O.L. Requirements

Figure 18 sq. ft. of leather (C.O.L.) for each yard shown (i.e., 4.75 x 18 = 85.5 sq. ft).

##### Contrasting Upholstery

When contrasting fabric is chosen, price at highest in-grade.

#### SPECIAL SERVICES

##### Special Carton Marking

With specially marked information N/C

##### Shipping

Shipped **assembled freight prepaid f.o.b. High Point, North Carolina 27263** factory. Freight class #175.

Specifications and prices are subject to change without prior notice.

# Affina®

Multiple Seating General Information



One Seat - Open Arm (AAOC)      Two Seat - Open Arm (AAOCC)      Three Seat - Open Arm (AAOCCC)      One Seat - Closed Arm (AAPC)      Two Seat - Closed Arm (AAPCC)      Three Seat - Closed Arm (AAPCCC)

General Dimensions						
Seat width	20-1/2"	20-1/2"	20-1/2"	20-1/2"	20-1/2"	20-1/2"
Seat depth	19-1/2"	19-1/2"	19-1/2"	19-1/2"	19-1/2"	19-1/2"
Seat height	19"	19"	19"	19"	19"	19"
Arm width	2-1/4"	2-1/4"	2-1/4"	2-1/4"	2-1/4"	2-1/4"
Arm height	27"	27"	27"	27"	27"	27"
Overall Dimensions						
Width	24-3/4"	46-3/4"	69"	24-3/4"	46-3/4"	69"
Depth	23-1/2"	23-1/2"	23-1/2"	23-1/2"	23-1/2"	23-1/2"
Height	31-1/2"	31-1/2"	31-1/2"	31-1/2"	31-1/2"	31-1/2"

## UPHOLSTERY INFORMATION

### C.O.M. Fabric

For C.O.M. fabric sent to KI-High Point on multiple rolls, add an additional yard of fabric per roll to the yardage requirements. Multiple rolls have shorter pieces of fabric on them and do not allow nesting and stacking of the fabric to achieve the best yield as is done with one large roll. This results in yardage shortages and requests for additional fabric from the client, which can delay an order. For each roll that is sent, one yard needs to be added to one of the rolls, not separately.

### Fabric Disclaimer

Fabric will be applied as swatched by the fabric manufacturer. Fabric that is required to be applied differently than is swatched will need a Special Cost Request written specifying the direction the fabric is to be applied. The posted standard lead time will apply to the Special Cost Request.

## FINISH INFORMATION

### SPECIAL FINISH MATCHES

KI can match special finish requests at an upcharge of \$72 List per item, up to 12 or a maximum charge of \$865 List per order per color. Special finish requests must be sent to your KI customer service representative.

Upon receipt from KI, the finishing department will prepare a "strike-off" which will be sent to the customer for approval.

The approval form accompanying the strike-off should be faxed to your KI customer service representative. Upon receipt of the signed approval form, KI will proceed with the order. Disapproved samples may be sent back to KI directly with an explanation of disapproval. A Special Finish Number (SFN) will be assigned to this finish sample for future reference or reorders



**Loveseat - Open Arm  
(A033)**

**Loveseat - Closed Arm  
(AP33)**

**Center Table  
(AC)**

**End Table  
(ACE)**

**90 Degree Connecting  
Table  
(AC90)**

#### General Dimensions

Seat width	38"	38"
Seat depth	19-1/2"	19-1/2"
Seat height	19"	19"
Arm width	2-1/4"	2-1/4"
Arm height	27"	27"

#### Overall Dimensions

Width	42"	42"	20"	20"	33"
Depth	23-1/2"	23-1/2"	20"	20"	19"
Height	31-1/2"	31-1/2"	17"	17"	17"

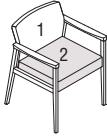
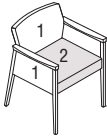
#### INFORMATION

##### Warranty

Refer to KI Terms & Conditions document  
or visit [ki.com](http://ki.com)

# Affina®

## Multiple Seating

	Features	COM	MODEL NUMBER								Approx. Packaged Weight
			Basic Model	Table Connect	Non-Contrast or Fabric Contrast 1	Fabric Contrast 2	Wood Finish	Arm Cap	Glide Option	Moisture Barrier	
 <p>AFMS <b>One Seat (Open Arm)</b></p> <ul style="list-style-type: none"> <li>1 = Back (Fabric Contrast 1) C.O.M. = 1 yd</li> <li>2 = Seat (Fabric Contrast 2) C.O.M. = 1 yd</li> </ul>	Non-contrast	1.5 yd	AAOC/NC	□□□□	□□□□		□□□	□□□	□□	□□□	45.0#
	Contrast		AAOC/FC	□□□□	□□□□	□□□□	□□□	□□□	□□	□□□	45.0#
 <p>AFMS <b>One Seat (Closed Arm)</b></p> <ul style="list-style-type: none"> <li>1 = Back and arms (Fabric Contrast 1) C.O.M. = 1.75 yd</li> <li>2 = Seat (Fabric Contrast 2) C.O.M. = 1 yd</li> </ul>	Non-contrast	2.25 yd	AAPC/NC	□□□□	□□□□		□□□	□□□	□□	□□□	52.0#
	Contrast		AAPC/FC	□□□□	□□□□	□□□□	□□□	□□□	□□	□□□	52.0#
			<b>A</b>	<b>B</b>	<b>C</b>	<b>D</b>	<b>E</b>	<b>F</b>	<b>G</b>	<b>H</b>	

### HOW TO ORDER

Indicate the following information on order form:

- Quantity of each item.
- Model number, including options. See "How To Build a Model Number".
- Any special service required.

Note: • The □ indicates that a choice is required.

- The absence of the □ indicates that no choice is required.
- Alpha-numeric characters in place of □ indicate that no other alternatives are available.

### HOW TO BUILD A MODEL NUMBER

**A** Select basic model.

**B** Select table connection.

**NT** - No connecting table

**LT** - Left connecting table

**RT** - Right connecting table

**LTRT** - Left and Right connecting table

Left connector = right side when seated.  
Right connector = left side when seated.

**C** Select non-contrast or fabric contrast 1.  
Refer to color addendum at ki.com or KI Fabrics & Finishes binder.

**D** Select fabric contrast 2.  
Refer to color addendum at ki.com or KI Fabrics & Finishes binder.

**E** Select wood finish color.  
Refer to color addendum at ki.com or KI Fabrics & Finishes binder.  
For Kensington Maple add upcharge.

**F** Select armcaps.

**WAC** - Wood armcaps

**PAC** - Black poly (pair); add \$186

**G** Select glide option.

**NG** - Nylon glides

**PG** - Polycarbonate glides

**RG** - Rubber glides

**FG** - Felt glides

**H** Select moisture barrier.

**MB** - Moisture barrier

**NMB** - No moisture barrier

See pricing column for moisture barrier upcharge.

Model	
AAOC/NC	\$50
AAOC/FC	\$50
AAOCC/NC	\$93
AAOCC/FC	\$93
AAOCCC/NC	\$125
AAOCCC/FC	\$125
AAPC/NC	\$50
AAPC/FC	\$50
AAPCC/NC	\$93
AAPCC/FC	\$93
AAPCCC/NC	\$125
AAPCCC/FC	\$125
AO33/NC	\$73
AO33/FC	\$73

C.O.M. yardage requirements listed above are based on plain goods 54" wide. If less than 54" wide or fabrics requiring matching (stripes, plaids, prints, large patterns), additional yardage will be needed. Consult C.O.M. matrix for additional yardage needed. For C.O.M. fabric sent to KI-High Point on multiple rolls, add an additional yard of fabric per roll to the yardage requirements.

Figure 18 sq. ft. of leather (C.O.L.) for each yard shown (i.e.,  $4.75 \times 18 = 85.5$  sq ft).

**Contracting Spherulicity**  
When contrasting fabric is chosen, price at highest in-grade.

Minimum order for fabric is 1 yard. Minimum order for leather is 1 hide (approximately 50 sq. ft.).



With specially marked information	N/C
-----------------------------------	-----

Shipped **assembled freight prepaid f.o.b.**  
**High Point, North Carolina 27263** factory.  
 Freight class #175.

Specifications and prices are subject to change without prior notice.

# Affina®

## Multiple Seating

			MODEL NUMBER								Approx. Packaged Weight
Features	COM	Basic Model	Table Connect	Non-Contrast or Fabric Contrast 1	Fabric Contrast 2	Wood Finish	Arm Cap	Glide Option	Moisture Barrier		
	Non-contrast	2.5 yd	AAOCC/NC	□□□□	□□□□		□□□	□□□	□□	□□□	80.0#
	Contrast		AAOCC/FC	□□□□	□□□□	□□□□	□□□	□□□	□□	□□□	80.0#
AFMS											
Two Seat (Open Arm)											
• 1 = Back (Fabric Contrast 1) C.O.M. = 1.75 yd											
• 2 = Seat (Fabric Contrast 2) C.O.M. = 1.25 yd											
	Non-contrast	3.75 yd	AAPCC/NC	□□□□	□□□□		□□□	□□□	□□	□□□	85.0#
	Contrast		AAPCC/FC	□□□□	□□□□	□□□□	□□□	□□□	□□	□□□	85.0#
AFMS											
Two Seat (Closed Arm)											
• 1 = Back and arms (Fabric Contrast 1) C.O.M. = 2.75 yd											
• 2 = Seat (Fabric Contrast 2) C.O.M. = 1.25 yd											
			<b>A</b>	<b>B</b>	<b>C</b>	<b>D</b>	<b>E</b>	<b>F</b>	<b>G</b>	<b>H</b>	

### HOW TO ORDER

Indicate the following information on order form:

- Quantity of each item.
- Model number, including options. See "How To Build a Model Number".
- Any special service required.

Note: • The □ indicates that a choice is required.

- The absence of the □ indicates that no choice is required.
- Alpha-numeric characters in place of □ indicate that no other alternatives are available.

### HOW TO BUILD A MODEL NUMBER

**A** Select basic model.

**B** Select table connection.

**NT** - No connecting table

**LT** - Left connecting table

**RT** - Right connecting table

**LT/RT** - Left and Right connecting table

Left connector = right side when seated.

Right connector = left side when seated.

**C** Select non-contrast or fabric contrast 1. Refer to color addendum at ki.com or KI Fabrics & Finishes binder.

**D** Select fabric contrast 2. Refer to color addendum at ki.com or KI Fabrics & Finishes binder.

**E** Select wood finish color. Refer to color addendum at ki.com or KI Fabrics & Finishes binder. For Kensington Maple add upcharge.

**F** Select armcaps.

**WAC** - Wood armcaps

**PAC** - Black poly; add \$279

Upcharge for three armcaps.

**G** Select glide option.

**NG** - Nylon glides

**PG** - Polycarbonate glides

**RG** - Rubber glides

**FG** - Felt glides

**H** Select moisture barrier.

**MB** - Moisture barrier

**NMB** - No moisture barrier

See pricing column for moisture barrier upcharge.



Grade C.O.M.	Grade C	Grade D	Grade E & C.O.L.	Grade F	Grade G	Grade H	Grade I	Grade J	Grade K	Grade L Leather	Grade M Leather	Moisture Barrier add to list price
\$ 2049	\$ 2148	\$ 2173	\$ 2204	\$ 2225	\$ 2267	\$ 2308	\$ 2360	\$ 2465	\$ 2569	\$ 2672	\$ 2880	\$ 146
2122	2221	2246	2277	2298	2340	2381	2433	2537	2642	2745	2953	146
\$ 2243	\$ 2361	\$ 2393	\$ 2430	\$ 2456	\$ 2505	\$ 2554	\$ 2617	\$ 2742	\$ 2866	\$ 2991	\$ 3241	\$ 146
2316	2434	2466	2503	2529	2578	2628	2690	2815	2940	3064	3315	146

#### KENSINGTON MAPLE UPCHARGE

Kensington Maple requires extended leadtimes.

Model

AAOC/NC	\$50
AAOC/FC	\$50
AAOCC/NC	\$93
AAOCC/FC	\$93
AAOCCC/NC	\$125
AAOCCC/FC	\$125
AAPC/NC	\$50
AAPC/FC	\$50
AAPCC/NC	\$93
AAPCC/FC	\$93
AAPCCC/NC	\$125
AAPCCC/FC	\$125
AO33/NC	\$73
AO33/FC	\$73

#### INFORMATION

##### C.O.M. and C.O.L. Requirements

C.O.M. yardage requirements listed above are based on plain goods 54" wide. If less than 54" wide or fabrics requiring matching (stripes, plaids, prints, large patterns), additional yardage will be needed. Consult C.O.M. matrix for additional yardage needed. For C.O.M. fabric sent to KI-High Point on multiple rolls, add an additional yard of fabric per roll to the yardage requirements.

##### C.O.L. Requirements

Figure 18 sq. ft. of leather (C.O.L.) for each yard shown (i.e., 4.75 x 18 = 85.5 sq ft).

##### Contrasting Upholstery

When contrasting fabric is chosen, price at highest in-grade.

##### Minimum Fabric/Leather Quantity

Minimum order for fabric is 1 yard. Minimum order for leather is 1 hide (approximately 50 sq. ft).

#### SPECIAL SERVICES

##### Special Carton Marking

With specially marked information N/C


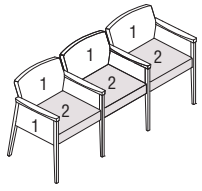
##### Shipping

Shipped **assembled freight prepaid f.o.b. High Point, North Carolina 27263** factory. Freight class #175.

Specifications and prices are subject to change without prior notice.

# Affina®

## Multiple Seating

	Features	COM	MODEL NUMBER								Approx. Packaged Weight
			Basic Model	Table Connect	Non-Contrast or Fabric Contrast 1	Fabric Contrast 2	Wood Finish	Arm Cap	Glide Option	Moisture Barrier	
 <p>AFMS <b>Three Seat (Open Arm)</b></p> <ul style="list-style-type: none"> <li>1 = Back (Fabric Contrast 1) C.O.M. = 2.5 yd</li> <li>2 = Seat (Fabric Contrast 2) C.O.M. = 1.75 yd</li> </ul>	Non-contrast	3.75 yd	AAOCCC/NC	□□□□	□□□□		□□□	□□□	□□	□□□	105.0#
	Contrast		AAOCCC/FC	□□□□	□□□□	□□□□	□□□	□□□	□□	□□□	105.0#
 <p>AFMS <b>Three Seat (Closed Arm)</b></p> <ul style="list-style-type: none"> <li>1 = Back and arms (Fabric Contrast 1) C.O.M. = 4 yd</li> <li>2 = Seat (Fabric Contrast 2) C.O.M. = 1.75 yd</li> </ul>	Non-contrast	5.5 yd	AAPCCC/NC	□□□□	□□□□		□□□	□□□	□□	□□□	110.0#
	Contrast		AAPCCC/FC	□□□□	□□□□	□□□□	□□□	□□□	□□	□□□	110.0#
			<b>A</b>	<b>B</b>	<b>C</b>	<b>D</b>	<b>E</b>	<b>F</b>	<b>G</b>	<b>H</b>	

### HOW TO ORDER

Indicate the following information on order form:

- Quantity of each item.
- Model number, including options. See "How To Build a Model Number".
- Any special service required.

Note: • The □ indicates that a choice is required.

- The absence of the □ indicates that no choice is required.
- Alpha-numeric characters in place of □ indicate that no other alternatives are available.

### HOW TO BUILD A MODEL NUMBER

**A** Select basic model.

**B** Select table connection.

**NT** - No connecting table

**LT** - Left connecting table

**RT** - Right connecting table

**LTRT** - Left and Right connecting table

Left connector = right side when seated.

Right connector = left side when seated.

**C** Select non-contrast or fabric contrast 1. Refer to color addendum at ki.com or KI Fabrics & Finishes binder.

**D** Select fabric contrast 2. Refer to color addendum at ki.com or KI Fabrics & Finishes binder.

**E** Select wood finish color. Refer to color addendum at ki.com or KI Fabrics & Finishes binder. For Kensington Maple add upcharge.

**F** Select armcaps.

**WAC** - Wood armcaps

**PAC** - Black poly; add \$373

Upcharge for four armcaps.

**G** Select glide option.

**NG** - Nylon glides

**PG** - Polycarbonate glides

**RG** - Rubber glides

**FG** - Felt glides

**H** Select moisture barrier.

**MB** - Moisture barrier

**NMB** - No moisture barrier

See pricing column for moisture barrier upcharge.



Model	
AAOC/NC	\$50
AAOC/FC	\$50
AAOCC/NC	\$93
AAOCC/FC	\$93
AAOCCC/NC	\$125
AAOCCC/FC	\$125
AAPC/NC	\$50
AAPC/FC	\$50
AAPCC/NC	\$93
AAPCC/FC	\$93
AAPCCC/NC	\$125
AAPCCC/FC	\$125
AO33/NC	\$73
AO33/FC	\$73

C.O.M. yardage requirements listed above are based on plain goods 54" wide. If less than 54" wide or fabrics requiring matching (stripes, plaids, prints, large patterns), additional yardage will be needed. Consult C.O.M. matrix for additional yardage needed. For C.O.M. fabric sent to KI-High Point on multiple rolls, add an additional yard of fabric per roll to the yardage requirements.

Figure 18 sq. ft. of leather (C.O.L.) for each yard shown (i.e.,  $4.75 \times 18 = 85.5$  sq ft).

**Contracting Spherulicity**  
When contrasting fabric is chosen, price at highest in-grade.

Minimum order for fabric is 1 yard. Minimum order for leather is 1 hide (approximately 50 sq. ft.).

With specially marked information	N/C
-----------------------------------	-----

Shipped **assembled freight prepaid f.o.b.**  
**High Point, North Carolina 27263** factory.  
 Freight class #175.

Specifications and prices are subject to change without prior notice.

## HOW TO ORDER

1. Quantity of each item.
2. Model number, including options. See "How To Build a Model Number".
3. Any special service required.

Note:

- The ☐ indicates that a choice is required.
- The absence of the ☐ indicates that no choice is required.
- Alpha-numeric characters in place of ☐ indicate that no other alternatives are available.

**A** Select basic model.

**B** Select table connection.

<b>NT</b>	- No connecting table
<b>LT</b>	- Left connecting table
<b>RT</b>	- Right connecting table
<b>LTRT</b>	- Left and Right connecting table

Left connector = right side when seated.  
 Right connector = left side when seated.

**C** Select non-contrast or fabric contrast 1. Refer to color addendum at [ki.com](http://ki.com) or KI Fabrics & Finishes binder.

**D** Select fabric contrast 2.  
Refer to color addendum at [ki.com](http://ki.com) or KI  
Fabrics & Finishes binder.

**E** Select wood finish color.  
Refer to color addendum at [ki.com](http://ki.com) or KI  
Fabrics & Finishes binder.  
For Kensington Maple add upcharge.

**F** Select armcaps.

<b>WAC</b>	- Wood armcaps
<b>PAC</b>	- Black poly (pair); add \$186

**G** Select glide option.

<b>NG</b>	- Nylon glides
<b>PG</b>	- Polycarbonate glides
<b>RG</b>	- Rubber glides
<b>FG</b>	- Felt glides

**H** Select moisture barrier.

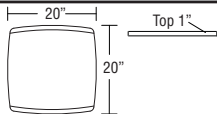
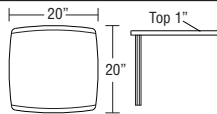
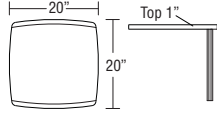
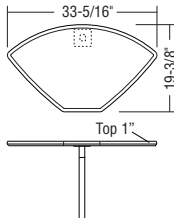
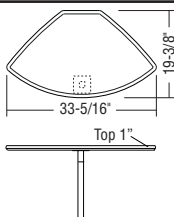
<b>MB</b>	- Moisture barrier
<b>NMB</b>	- No moisture barrier

See pricing column for moisture barrier upcharge.

Model	
AAOC/NC	\$50
AAOC/FC	\$50
AAOCC/NC	\$93
AAOCC/FC	\$93
AAOCCC/NC	\$125
AAOCCC/FC	\$125
AAPC/NC	\$50
AAPC/FC	\$50
AAPCC/NC	\$93
AAPCC/FC	\$93
AAPCCC/NC	\$125
AAPCCC/FC	\$125
AO33/NC	\$73
AO33/FC	\$73

Specifications and prices are subject to change without prior notice.

Affina®  
Connecting Tables

				MODEL NUMBER			Approx. Packaged Weight
				Basic Model	Wood Finish	Laminate Color	
 AFCT	<b>Center Connection Table</b> • 17" height	Laminate Top	20 x 20"	AC.L	<input type="checkbox"/> <input type="checkbox"/> <input type="checkbox"/>	0.0#	
		Veneer Top	20 x 20"	AC.V	<input type="checkbox"/> <input type="checkbox"/> <input type="checkbox"/>	0.0#	
 AFCT	<b>End Table-Left</b> • 17" height	Laminate Top	20 x 20"	ACE.L.L	<input type="checkbox"/> <input type="checkbox"/> <input type="checkbox"/>	0.0#	
		Veneer Top	20 x 20"	ACE.L.V	<input type="checkbox"/> <input type="checkbox"/> <input type="checkbox"/>	0.0#	
 AFCT	<b>End Table-Right</b> • 17" height	Laminate Top	20 x 20"	ACE.R.L	<input type="checkbox"/> <input type="checkbox"/> <input type="checkbox"/>	0.0#	
		Veneer Top	20 x 20"	ACE.R.V	<input type="checkbox"/> <input type="checkbox"/> <input type="checkbox"/>	0.0#	
 AFCT	<b>90 Degree Connector Table-Inside</b> • 17" height	Laminate Top		AC90.I.L	<input type="checkbox"/> <input type="checkbox"/> <input type="checkbox"/>	0.0#	
		Veneer Top		AC90.I.V	<input type="checkbox"/> <input type="checkbox"/> <input type="checkbox"/>	0.0#	
 AFCT	<b>90 Degree Connector Table-Outside</b> • 17" height	Laminate Top		AC90.O.L	<input type="checkbox"/> <input type="checkbox"/> <input type="checkbox"/>	0.0#	
		Veneer Top		AC90.O.V	<input type="checkbox"/> <input type="checkbox"/> <input type="checkbox"/>	0.0#	
				<b>A</b>	<b>B</b>	<b>C</b>	

HOW TO ORDER

Indicate the following information on order form:

1. Quantity of each item.
2. Model number, including options. See "How To Build a Model Number".
3. Any special service required.

Note: • The ☐ indicates that a choice is required.

• The absence of the ☐ indicates that no choice is required.

• Alpha-numeric characters in place of ☐ indicate that no other alternatives are available.

HOW TO BUILD A MODEL NUMBER

- A** Select basic model.
- B** Select wood finish color.  
Refer to color addendum at ki.com or KI Fabrics & Finishes binder.  
For Kensington Maple add upcharge.
- C** Select laminate color.  
Refer to color addendum at ki.com or KI Fabrics & Finishes binder.

KENSINGTON MAPLE UPCHARGE

Kensington Maple Upcharge

Kensington Maple requires extended leadtimes.

Model	
AC.L	\$41
AC.V	\$41
ACE.L.L	\$60
ACE.L.V	\$60
ACE.R.L	\$60
ACE.R.V	\$60
AC90.I.L	\$71
AC90.I.V	\$71
AC90.O.L	\$71
AC90.O.V	\$71

Construction

Constructed of kiln-dried hardwood and veneers.

775

912

912

976

976

Specifications and prices are subject to change without prior notice.

# Affina®

Lobby and Lounge Seating General Information



	Low Back Armless Lounge (3323A)	Low Back Armless Loveseat (3333A)	Low Back Armless Sofa (3343A)	Low Back Open Arm Lounge (3323)	Low Back Open Arm Loveseat (3333)	Low Back Open Arm Sofa (3343)
General Dimensions						
Seat width	27-1/2"	52"	75"	27-1/2"	52"	75"
Seat depth	20-1/2"	19"	19"	20-1/2"	19"	19"
Seat height	18"	18"	18"	18"	18"	18"
Arm width				3"	3"	3"
Arm height				28"	28"	28"
Overall Dimensions						
Width	27-1/2"	52"	75"	32"	56"	79"
Depth	27"	27"	27"	29"	29"	29"
Height	33"	33"	33"	33"	33"	33"

## UPHOLSTERY INFORMATION

### C.O.M. Fabric

For C.O.M. fabric sent to KI-High Point on multiple rolls, add an additional yard of fabric per roll to the yardage requirements. Multiple rolls have shorter pieces of fabric on them and do not allow nesting and stacking of the fabric to achieve the best yield as is done with one large roll. This results in yardage shortages and requests for additional fabric from the client, which can delay an order. For each roll that is sent, one yard needs to be added to one of the rolls, not separately.

### Fabric Disclaimer

Fabric will be applied as swatched by the fabric manufacturer. Fabric that is required to be applied differently than is swatched will need a Special Cost Request written specifying the direction the fabric is to be applied. The posted standard lead time will apply to the Special Cost Request.

## FINISH INFORMATION

### SPECIAL FINISH MATCHES

KI can match special finish requests at an upcharge of \$72 List per item, up to 12 or a maximum charge of \$865 List per order per color. Special finish requests must be sent to your KI customer service representative.

Upon receipt from KI, the finishing department will prepare a "strike-off" which will be sent to the customer for approval.

The approval form accompanying the strike-off should be faxed to your KI customer service representative. Upon receipt of the signed approval form, KI will proceed with the order. Disapproved samples may be sent back to KI directly with an explanation of disapproval. A Special Finish Number (SFN) will be assigned to this finish sample for future reference or reorders



	Low Back Closed Arm Lounge (3123)	Low Back Closed Arm Loveseat (3133)	Low Back Closed Arm Sofa (3143)
<b>General Dimensions</b>			
Seat width	23-1/2"	48"	70"
Seat depth	19"	19"	19"
Seat height	18"	18"	18"
Arm width	4"	4"	4"
Arm height	26-1/2"	26-1/2"	26-1/2"
<b>Overall Dimensions</b>			
Width	31-1/2"	54"	79"
Depth	28-1/2"	27"	27"
Height	31-1/2"	31-1/2"	31-1/2"

**INFORMATION****Warranty**

Refer to KI Terms & Conditions document  
or visit [ki.com](http://ki.com)

# Affina®

Lobby and Lounge Seating General Information



	High Back Armless Lounge (3023A)	High Back Armless Loveseat (3033A)	High Back Armless Sofa (3043A)	High Back Open Arm Lounge (3023)	High Back Open Arm Loveseat (3033)	High Back Open Arm Sofa (3043)
General Dimensions						
Seat width	27-1/2"	52"	75"	27"	52"	75"
Seat depth	20-1/2"	19"	19"	20-1/2"	19"	19"
Seat height	18"	18"	18"	18"	18"	18"
Arm width				3"	3"	3"
Arm height				28"	28"	28"
Overall Dimensions						
Width	27-1/2"	52"	75"	32"	57"	80"
Depth	32"	31"	31"	32"	31"	31"
Height	43"	43"	43"	43"	43"	43"



High Back Armless Lounge with Wings (3023A/WWB)

High Back Armless Loveseat with Wings (3033A/WWB)

High Back Armless Sofa with Wings (3043A/WWB)

## UPHOLSTERY INFORMATION

**C.O.M. Fabric**  
For C.O.M. fabric sent to KI-High Point on multiple rolls, add an additional yard of fabric per roll to the yardage requirements. Multiple rolls have shorter pieces of fabric on them and do not allow nesting and stacking of the fabric to achieve the best yeild as is done with one large roll. This results in yardage shortages and requests for additional fabric from the client, which can delay an order. For each roll that is sent, one yard needs to be added to one of the rolls, not separately.

**Fabric Disclaimer**  
Fabric will be applied as swatched by the fabric manufacturer. Fabric that is required to be applied differently than is swatched will need a Special Cost Request written specifying the direction the fabric is to be applied. The posted standard lead time will apply to the Special Cost Request.

## FINISH INFORMATION

**SPECIAL FINISH MATCHES**  
KI can match special finish requests at an upcharge of \$72 List per item, up to 12 or a maximum charge of \$865 List per order per color. Special finish requests must be sent to your KI customer service representative.

Upon receipt from KI, the finishing department will prepare a "strike-off" which will be sent to the customer for approval.

The approval form accompanying the strike-off should be faxed to your KI customer service representative. Upon receipt of the signed approval form, KI will proceed with the order. Disapproved samples may be sent back to KI directly with an explanation of disapproval. A Special Finish Number (SFN) will be assigned to this finish sample for future reference or reorders





**High Back Closed Arm  
Lounge  
(3223)**

**High Back Closed Arm  
Loveseat  
(3233)**

**High Back Closed Arm  
Sofa  
(3243)**

General Dimensions			
Seat width	23-1/2"	48"	70"
Seat depth	19"	19"	19"
Seat height	18"	18"	18"
Arm width	4"	4"	4"
Arm height	26-1/2"	26-1/2"	26-1/2"
Overall Dimensions			
Width	31-1/2"	54"	79"
Depth	31"	30"	30"
Height	43"	43"	43"



**High Back Closed Arm  
Lounge with Wings  
(3223/WWB)**

**High Back Closed Arm  
Loveseat with Wings  
(3233/WWB)**

**High Back Closed Arm  
Sofa with Wings  
(3243/WWB)**

## INFORMATION

### Warranty

Refer to KI Terms & Conditions document  
or visit [ki.com](http://ki.com)

# Affina®

Lobby and Lounge Seating General Information



Rectangle End Table - 16" High  
(9704/9708)



Rectangle End Table - 22" High  
(9701/9705)



Square Lamp Table  
(9702/9706)



Rectangular Coffee Table  
(9703/9707)

Overall Dimensions				
Width	20"	20"	24"	42"
Depth	24"	24"	24"	24"
Height	16"	22"	22"	16"

## FINISH INFORMATION

### SPECIAL FINISH MATCHES

KI can match special finish requests at an upcharge of \$72 List per item, up to 12 or a maximum charge of \$865 List per order per color. Special finish requests must be sent to your KI customer service representative.

Upon receipt from KI, the finishing department will prepare a "strike-off" which will be sent to the customer for approval.

The approval form accompanying the strike-off should be faxed to your KI customer service representative. Upon receipt of the signed approval form, KI will proceed with the order. Disapproved samples may be sent back to KI directly with an explanation of disapproval. A Special Finish Number (SFN) will be assigned to this finish sample for future reference or reorders


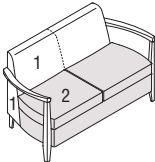
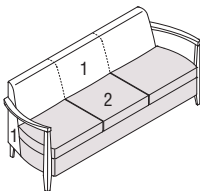


---

**INFORMATION****Warranty**

Refer to KI Terms & Conditions document  
or visit [ki.com](http://ki.com)

Affina®  
Lobby and Lounge Seating

			MODEL NUMBER							Approx. Packaged Weight
	Features	COM	Basic Model	Non-Contrast or Fabric Contrast 1	Fabric Contrast 2	Wood Finish	Glide Option	Wallsaver Feet	Moisture Barrier	
	Non-contrast	3.5 yds	3323/NC	□□□□		□□□	□□	□□□	□□□	75.0#
	Contrast		3323/FC	□□□□	□□□□	□□□	□□	□□□	□□□	75.0#
AFLS Low Back Lounge Chair (Open Arm)										
• 1 = Back and side panels (Fabric Contrast 1) C.O.M. = 1.75 yd										
• 2 = Seat (Fabric Contrast 2) C.O.M. = 1.5 yd										
	Non-contrast	5.25 yds	3333/NC	□□□□		□□□	□□	□□□	□□□	105.0#
	Contrast		3333/FC	□□□□	□□□□	□□□	□□	□□□	□□□	105.0#
AFLS Low Back Loveseat (Open Arm)										
• 1 = Back and side panels (Fabric Contrast 1) C.O.M. = 2.5 yd										
• 2 = Seat (Fabric Contrast 2) C.O.M. = 2.5 yd										
	Non-contrast	7.25 yds	3343/NC	□□□□		□□□	□□	□□□	□□□	140.0#
	Contrast		3343/FC	□□□□	□□□□	□□□	□□	□□□	□□□	140.0#
AFLS Low Back Sofa (Open Arm)										
• 1 = Back and side panels (Fabric Contrast 1) C.O.M. = 3.5 yd										
• 2 = Seat (Fabric Contrast 2) C.O.M. = 3.5 yd										

A B C D E F G

HOW TO ORDER

Indicate the following information on order form:

1. Quantity of each item.
2. Model number, including options. See "How To Build a Model Number".
3. Any special service required.

Note: • The □ indicates that a choice is required.

- The absence of the □ indicates that no choice is required.
- Alpha-numeric characters in place of □ indicate that no other alternatives are available.

HOW TO BUILD A MODEL NUMBER

WWF - Wallsaver feet; add \$28

**A** Select basic model.

**B** Select non-contrast or fabric contrast 1.  
Refer to color addendum at ki.com or KI  
Fabrics & Finishes binder.

**C** Select fabric contrast 2.  
Refer to color addendum at ki.com or KI  
Fabrics & Finishes binder.

**D** Select wood finish color.  
Refer to color addendum at ki.com or KI  
Fabrics & Finishes binder.  
For Kensington Maple add upcharge.

**E** Select glide option.  
NG - Nylon glides  
PG - Polycarbonate glides  
RG - Rubber glides  
FG - Felt glides

**F** Select wallsaver feet.  
NWF - No wallsaver feet

**G** Select moisture barrier.

MB - Moisture barrier

NMB - No moisture barrier

See pricing column for moisture barrier  
upcharge.

[illegible]**MOISTURE BARRIER UPCHARGE**

To order with moisture barrier add /MB to the model number and add upcharge.

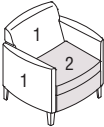
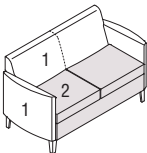
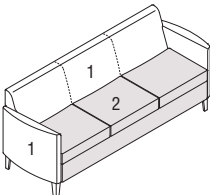
the model number and add upcharge.

### Special Carton Marking

## Shipping

Specifications and prices are subject to change without prior notice.

Affina®  
Lobby and Lounge Seating

			MODEL NUMBER									
Features		COM	Basic Model	Non-Contrast or Fabric Contrast 1	Fabric Contrast 2	Arm Cap	Wood Finish	Glide Option	Wallsaver Feet	Leg Option	Moisture Barrier	
	Non-contrast	4.5 yd	3123/NC	<input type="checkbox"/> <input type="checkbox"/> <input type="checkbox"/> <input type="checkbox"/>		<input type="checkbox"/> <input type="checkbox"/>	<input type="checkbox"/> <input type="checkbox"/> <input type="checkbox"/> <input type="checkbox"/>	<input type="checkbox"/> <input type="checkbox"/>	<input type="checkbox"/> <input type="checkbox"/> <input type="checkbox"/> <input type="checkbox"/>		<input type="checkbox"/> <input type="checkbox"/> <input type="checkbox"/> <input type="checkbox"/>	
	Contrast		3123/FC	<input type="checkbox"/> <input type="checkbox"/> <input type="checkbox"/> <input type="checkbox"/>	<input type="checkbox"/> <input type="checkbox"/> <input type="checkbox"/> <input type="checkbox"/>	<input type="checkbox"/> <input type="checkbox"/>	<input type="checkbox"/> <input type="checkbox"/> <input type="checkbox"/> <input type="checkbox"/>	<input type="checkbox"/> <input type="checkbox"/>	<input type="checkbox"/> <input type="checkbox"/> <input type="checkbox"/> <input type="checkbox"/>		<input type="checkbox"/> <input type="checkbox"/> <input type="checkbox"/> <input type="checkbox"/>	
AFLS												
Low Back Lounge Chair (Closed Arm)												
• 1 = Back and side panels (Fabric Contrast 1) C.O.M. = 4 yd												
• 2 = Seat (Fabric Contrast 2) C.O.M. = 1.25 yd												
	Non-contrast	6.5 yd	3133/NC	<input type="checkbox"/> <input type="checkbox"/> <input type="checkbox"/> <input type="checkbox"/>		<input type="checkbox"/> <input type="checkbox"/>	<input type="checkbox"/> <input type="checkbox"/> <input type="checkbox"/> <input type="checkbox"/>	<input type="checkbox"/> <input type="checkbox"/>	<input type="checkbox"/> <input type="checkbox"/> <input type="checkbox"/> <input type="checkbox"/>	<input type="checkbox"/> <input type="checkbox"/> <input type="checkbox"/> <input type="checkbox"/>	<input type="checkbox"/> <input type="checkbox"/> <input type="checkbox"/> <input type="checkbox"/>	
	Contrast		3133/FC	<input type="checkbox"/> <input type="checkbox"/> <input type="checkbox"/> <input type="checkbox"/>	<input type="checkbox"/> <input type="checkbox"/> <input type="checkbox"/> <input type="checkbox"/>	<input type="checkbox"/> <input type="checkbox"/>	<input type="checkbox"/> <input type="checkbox"/> <input type="checkbox"/> <input type="checkbox"/>	<input type="checkbox"/> <input type="checkbox"/>	<input type="checkbox"/> <input type="checkbox"/> <input type="checkbox"/> <input type="checkbox"/>	<input type="checkbox"/> <input type="checkbox"/> <input type="checkbox"/> <input type="checkbox"/>	<input type="checkbox"/> <input type="checkbox"/> <input type="checkbox"/> <input type="checkbox"/>	
AFLS												
Low Back Loveseat (Closed Arm)												
• 1 = Back and side panels (Fabric Contrast 1) C.O.M. = 4.5 yd												
• 2 = Seat (Fabric Contrast 2) C.O.M. = 2.25 yd												
	Non-contrast	8.25 yd	3143/NC	<input type="checkbox"/> <input type="checkbox"/> <input type="checkbox"/> <input type="checkbox"/>		<input type="checkbox"/> <input type="checkbox"/>	<input type="checkbox"/> <input type="checkbox"/> <input type="checkbox"/> <input type="checkbox"/>	<input type="checkbox"/> <input type="checkbox"/>	<input type="checkbox"/> <input type="checkbox"/> <input type="checkbox"/> <input type="checkbox"/>		<input type="checkbox"/> <input type="checkbox"/> <input type="checkbox"/> <input type="checkbox"/>	
	Contrast		3143/FC	<input type="checkbox"/> <input type="checkbox"/> <input type="checkbox"/> <input type="checkbox"/>	<input type="checkbox"/> <input type="checkbox"/> <input type="checkbox"/> <input type="checkbox"/>	<input type="checkbox"/> <input type="checkbox"/>	<input type="checkbox"/> <input type="checkbox"/> <input type="checkbox"/> <input type="checkbox"/>	<input type="checkbox"/> <input type="checkbox"/>	<input type="checkbox"/> <input type="checkbox"/> <input type="checkbox"/> <input type="checkbox"/>		<input type="checkbox"/> <input type="checkbox"/> <input type="checkbox"/> <input type="checkbox"/>	
AFLS												
Low Back Sofa (Closed Arm)												
• 1 = Back and side panels (Fabric Contrast 1) C.O.M. = 5 yd												
• 2 = Seat (Fabric Contrast 2) C.O.M. = 3.25 yd												
			<b>A</b>	<b>B</b>	<b>C</b>	<b>D</b>	<b>E</b>	<b>F</b>	<b>G</b>	<b>H</b>	<b>I</b>	

HOW TO ORDER

Indicate the following information on order form:

- Quantity of each item.
- Model number, including options. See "How To Build a Model Number".
- Any special service required.

Note: • The ☐ indicates that a choice is required.

- The absence of the ☐ indicates that no choice is required.
- Alpha-numeric characters in place of ☐ indicate that no other alternatives are available.

HOW TO BUILD A MODEL NUMBER

**A** Select basic model.

**B** Select non-contrast or fabric contrast 1. Refer to color addendum at ki.com or KI Fabrics & Finishes binder.

**C** Select fabric contrast 2. Refer to color addendum at ki.com or KI Fabrics & Finishes binder.

**D** Select wood armcaps.  
**NAC** - No armcap  
**WAC** - Wood armcaps; add \$225

**E** Select wood finish color. Refer to color addendum at ki.com or KI Fabrics & Finishes binder. For Kensington Maple add upcharge.

**F** Select glide option.  
**NG** - Nylon glides  
**PG** - Polycarbonate glides  
**RG** - Rubber glides

**FG** - Felt glides

**G** Select wallsaver feet.

**NWF** - No wallsaver feet  
**WWF** - Wallsaver feet; add \$28

**H** Select bariatric leg option.

**BRL** - Bariatric leg; add \$84  
**NBRL** - No Bariatric leg

**I** Select moisture barrier.

**MB** - Moisture barrier  
**NMB** - No moisture barrier


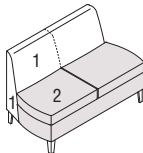
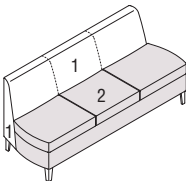
See pricing column for moisture barrier upcharge.



	Approx. Packaged Weight	Grade C.O.M.	Grade C	Grade D	Grade E & C.O.L.	Grade F	Grade G	Grade H	Grade I	Grade J	Grade K	Grade L Leather	Grade M Leather	Moisture Barrier add to list price
	90.0#	\$ 1864	\$ 2042	\$ 2089	\$ 2145	\$ 2183	\$ 2258	\$ 2333	\$ 2426	\$ 2614	\$ 2800	\$ 2987	\$ 3361	\$ 163
	90.0#	1922	2099	2147	2203	2240	2315	2391	2483	2671	2857	3045	3419	163
											</			

## Affina®

## Lobby and Lounge Seating

			MODEL NUMBER								Approx. Packaged Weight
			Basic Model	Non-Contrast or Fabric Contrast 1	Fabric Contrast 2	Wood Finish	Glide Option	Wallsaver Feet	Leg Option	Moisture Barrier	
Features	COM										
	Non-contrast	3 yd	3323A/NC	□□□□		□□□	□□	□□□		□□□	70.0#
	Contrast		3323A/FC	□□□□	□□□□	□□□	□□	□□□		□□□	70.0#
AFLS											
Low Back Lounge Chair (Armless)											
• 1 = Back and side panels (Fabric Contrast 1) C.O.M. = 1.75 yd											
• 2 = Seat (Fabric Contrast 2) C.O.M. = 1.5 yd											
	Non-contrast	5.25 yd	3333A/NC	□□□□		□□□	□□	□□□	□□□□	□□□	100.0#
	Contrast		3333A/FC	□□□□	□□□□	□□□	□□	□□□	□□□□	□□□	100.0#
AFLS											
Low Back Loveseat (Armless)											
• 1 = Back and side panels (Fabric Contrast 1) C.O.M. = 2.5 yd											
• 2 = Seat (Fabric Contrast 2) C.O.M. = 2.5 yd											
	Non-contrast	7.25 yd	3343A/NC	□□□□		□□□	□□	□□□		□□□	120.0#
	Contrast		3343A/FC	□□□□	□□□□	□□□	□□	□□□		□□□□	120.0#
AFLS											
Low Back Sofa (Armless)											
• 1 = Back and side panels (Fabric Contrast 1) C.O.M. = 3.5 yd											
• 2 = Seat (Fabric Contrast 2) C.O.M. = 3.5 yd											
			<b>A</b>	<b>B</b>	<b>C</b>	<b>D</b>	<b>E</b>	<b>F</b>	<b>G</b>	<b>H</b>	

## HOW TO ORDER

Indicate the following information on order form:

- Quantity of each item.
- Model number, including options. See "How To Build a Model Number".
- Any special service required.

Note: • The □ indicates that a choice is required.

- The absence of the □ indicates that no choice is required.
- Alpha-numeric characters in place of □ indicate that no other alternatives are available.

## HOW TO BUILD A MODEL NUMBER

**A** Select basic model.

**B** Select non-contrast or fabric contrast 1.  
Refer to color addendum at ki.com or KI Fabrics & Finishes binder.

**C** Select fabric contrast 2.  
Refer to color addendum at ki.com or KI Fabrics & Finishes binder.

**D** Select wood finish color.  
Refer to color addendum at ki.com or KI Fabrics & Finishes binder.  
For Kensington Maple add upcharge.

**E** Select glide option.  
**NG** - Nylon glides  
**PG** - Polycarbonate glides  
**RG** - Rubber glides  
**FG** - Felt glides

**F** Select wallsaver feet.  
**NWF** - No wallsaver feet

**WWF** - Wallsaver feet; add \$28

**G** Select bariatric leg option.

**BRL** - Bariatric leg; add \$84  
**NBRL** - No Bariatric leg

**H** Select moisture barrier.

**MB** - Moisture barrier  
**NMB** - No moisture barrier  
 See pricing column for moisture barrier upcharge.



Grade C.O.M.	Grade C	Grade D	Grade E & C.O.L.	Grade F	Grade G	Grade H	Grade I	Grade J	Grade K	Grade L Leather	Grade M Leather	Moisture Barrier add to list price
\$ 1847 1904	\$ 2044 2100	\$ 2096 2154	\$ 2158 2216	\$ 2199 2257	\$ 2282 2340	\$ 2367 2424	\$ 2470 2528	\$ 2678 2735	\$ 2885 2943	\$ 3094 3152	\$ 3509 3567	\$ 163 163
\$ 2331 2418	\$ 2529 2616	\$ 2580 2668	\$ 2643 2731	\$ 2684 2772	\$ 2768 2855	\$ 2851 2939	\$ 2954 3042	\$ 3163 3251	\$ 3370 3458	\$ 3578 3666	\$ 3993 4081	\$ 197 197
\$ 2919 3029	\$ 3315 3425	\$ 3419 3529	\$ 3543 3653	\$ 3627 3737	\$ 3792 3903	\$ 3958 4069	\$ 4166 4277	\$ 4582 4693	\$ 4999 5109	\$ 5415 5525	\$ 6246 6355	\$ 213 213

**MOISTURE BARRIER UPCHARGE**

To order with moisture barrier add /MB to the model number and add upcharge.

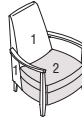
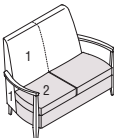
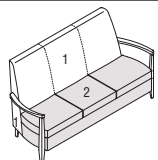
the model number and add upcharge.

### Special Carton Marking

## Shipping

Specifications and prices are subject to change without prior notice.

Affina®  
Lobby and Lounge Seating

				MODEL NUMBER							
				Basic Model	Non-Contrast or Fabric Contrast 1	Fabric Contrast 2	Wood Finish	Glide Option	Wallsaver Feet	Moisture Barrier	
MODEL	Features	COM									
	<b>High Back Lounge Chair (Open Arm)</b>	Non-contrast	3.5 yd	3023/NC	□□□□		□□□	□□	□□□	□□□	
	• 1 = Back and side panels (Fabric Contrast 1) C.O.M. = 2.25 yd	Contrast		3023/FC	□□□□	□□□□	□□□	□□	□□□	□□□	
	• 2 = Seat (Fabric Contrast 2) C.O.M. = 1.5 yd										
AFLS											
	<b>High Back Loveseat (Open Arm)</b>	Non-contrast	6 yd	3033/NC	□□□□		□□□	□□	□□□	□□□	
	• 1 = Back and side panels (Fabric Contrast 1) C.O.M. = 3.5 yd	Contrast		3033/FC	□□□□	□□□□	□□□	□□	□□□	□□□	
	• 2 = Seat (Fabric Contrast 2) C.O.M. = 2.75 yd										
AFLS											
	<b>High Back Sofa (Open Arm)</b>	Non-contrast	8 yd	3043/NC	□□□□		□□□	□□	□□□	□□□	
	• 1 = Back and side panels (Fabric Contrast 1) C.O.M. = 5 yd	Contrast		3043/FC	□□□□	□□□□	□□□	□□	□□□	□□□	
	• 2 = Seat (Fabric Contrast 2) C.O.M. = 3.5 yd										
AFLS											
				<b>A</b>	<b>B</b>	<b>C</b>	<b>D</b>	<b>E</b>	<b>F</b>	<b>G</b>	

HOW TO ORDER

Indicate the following information on order form:

- Quantity of each item.
- Model number, including options. See “How To Build a Model Number”.
- Any special service required.

Note:

- The □ indicates that a choice is required.
- The absence of the □ indicates that no choice is required.
- Alpha-numeric characters in place of □ indicate that no other alternatives are available.

HOW TO BUILD A MODEL NUMBER

- A** Select basic model.
- B** Select non-contrast or fabric contrast 1.  
Refer to color addendum at ki.com or KI Fabrics & Finishes binder.
- C** Select fabric contrast 2.  
Refer to color addendum at ki.com or KI Fabrics & Finishes binder.
- D** Select wood finish color.  
Refer to color addendum at ki.com or KI Fabrics & Finishes binder.  
For Kensington Maple add upcharge.
- E** Select glide option.
- |    |                        |
|----|------------------------|
| NG | - Nylon glides         |
| PG | - Polycarbonate glides |
| RG | - Rubber glides        |
| FG | - Felt glides          |
- F** Select wallsaver feet.
- |     |                     |
|-----|---------------------|
| NWF | - No wallsaver feet |
|-----|---------------------|

**WWF** - Wallsaver feet; add \$28

- G** Select moisture barrier.
- |     |                       |
|-----|-----------------------|
| MB  | - Moisture barrier    |
| NMB | - No moisture barrier |
- See pricing column for moisture barrier upcharge.



Approx. Packaged Weight	Grade C.O.M.	Grade C	Grade D	Grade E & C.O.L.	Grade F	Grade G	Grade H	Grade I	Grade J	Grade K	Grade L Leather	Grade M Leather	Moisture Barrier add to list price
80.0#	\$ 2597	\$ 2794	\$ 2846	\$ 2909	\$ 2951	\$ 3033	\$ 3117	\$ 3221	\$ 3429	\$ 3637	\$ 3844	\$ 4261	\$ 163
80.0#	2654	2852	2904	2966	3008	3091	3173	3278	3486	3694	3902	4318	163
110.0#	\$ 2939	\$ 3255	\$ 3338	\$ 3438	\$ 3504	\$ 3637	\$ 3770	\$ 3937	\$ 4268	\$ 4602	\$ 4935	\$ 5600	\$ 197
110.0#	3026	3342	3426	3526	3592	3724	3857	4024	4356	4690	5022	5688	197
165.0#	\$ 3518	\$ 3914	\$ 4018	\$ 4143	\$ 4226	\$ 4392	\$ 4558	\$ 4766	\$ 5182	\$ 5598	\$ 6014	\$ 6845	\$ 213
165.0#	3629	4024	4128	4253	4336	4502	4668	4876	5292	5708	6124	6956	213

**KENSINGTON MAPLE UPCHARGE**

Kensington Maple requires extended leadtimes.

Model

3323A	\$18	3023A	\$18
3333A	\$18	3033A	\$18
3343A	\$18	3043A	\$18
3323	\$90	3023	\$90
3333	\$90	3033	\$90
3343	\$90	3043	\$90
3123	\$40	3223	\$40
3133	\$40	3233	\$40
3143	\$40	3243	\$40

**MOISTURE BARRIER UPCHARGE**

To order with moisture barrier add /MB to the model number and add upcharge.

**SPECIAL SERVICES**
**Special Carton Marking**

With specially marked information N/C

**Shipping**

Shipped **assembled freight prepaid f.o.b. High Point, North Carolina 27263** factory. Freight class #175.

Specifications and prices are subject to change without prior notice.

**J** Select moisture barrier.

<b>MB</b>	- Moisture barrier
<b>NMB</b>	- No moisture barrier

See pricing column for moisture barrier upcharge.



Approx. Packaged Weight	Grade C.O.M.	Grade C	Grade D	Grade E & C.O.L.	Grade F	Grade G	Grade H	Grade I	Grade J	Grade K	Grade L Leather	Grade M Leather	Moisture Barrier add to list price
105.0#	\$ 2305	\$ 2522	\$ 2580	\$ 2648	\$ 2694	\$ 2785	\$ 2878	\$ 2992	\$ 3220	\$ 3448	\$ 3678	\$ 4134	\$ 163
105.0#	2362	2580	2637	2706	2752	2843	2934	3049	3277	3506	3735	4192	163

150.0#	\$ 2821	\$ 3177	\$ 3270	\$ 3383	\$ 3457	\$ 3607	\$ 3756	\$ 3944	\$ 4318	\$ 4692	\$ 5067	\$ 5814	\$ 197
150.0#	2909	3264	3358	3470	3544	3695	3844	4031	4405	4779	5154	5902	197

**KENSINGTON MAPLE UPCHARGE**

Kensington Maple requires extended leadtimes.

Model

3323A	\$18	3023A	\$18
3333A	\$18	3033A	\$18
3343A	\$18	3043A	\$18
3323	\$90	3023	\$90
3333	\$90	3033	\$90
3343	\$90	3043	\$90
3123	\$40	3223	\$40
3133	\$40	3233	\$40
3143	\$40	3243	\$40

**MOISTURE BARRIER UPCHARGE**

To order with moisture barrier add /MB to the model number and add upcharge.

**SPECIAL SERVICES**
**Special Carton Marking**

With specially marked information N/C

**Shipping**

Shipped **assembled freight prepaid f.o.b. High Point, North Carolina 27263** factory. Freight class #175.

Specifications and prices are subject to change without prior notice.

[illegible]

- The absence of the ☐ indicates that no choice is required.
- Alpha-numeric characters in place of ☐ indicate that no other alternatives are available.

<b>MB</b>	- Moisture barrier
<b>NMB</b>	- No moisture barrier

See pricing column for moisture barrier upcharge.

Grade C.O.M.	Grade C	Grade D	Grade E & C.O.L.	Grade F	Grade G	Grade H	Grade I	Grade J	Grade K	Grade L Leather	Grade M Leather	Moisture Barrier add to list price
\$ 3384	\$ 3818	\$ 3933	\$ 4070	\$ 4162	\$ 4345	\$ 4528	\$ 4756	\$ 5214	\$ 5671	\$ 6129	\$ 7043	\$ 213
3494	3928	4043	4180	4271	4455	4638	4866	5324	5780	6239	7152	213

Kensington Maple requires extended leadtimes.

Model			
3323A	\$18	3023A	\$18
3333A	\$18	3033A	\$18
3343A	\$18	3043A	\$18
3323	\$90	3023	\$90
3333	\$90	3033	\$90
3343	\$90	3043	\$90
3123	\$40	3223	\$40
3133	\$40	3233	\$40
3143	\$40	3243	\$40

To order with moisture barrier add /MB to the model number and add upcharge.

### Special Carton Marking

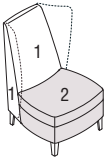
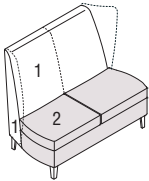
With specially marked information	N/C
-----------------------------------	-----

Shipped **assembled freight prepaid f.o.b.**  
**High Point, North Carolina 27263** factory.  
 Freight class #175.

Specifications and prices are subject to change without prior notice.

## Affina®

Lobby and Lounge Seating

			MODEL NUMBER									
Features		COM	Basic Model	Non-Contrast or Fabric Contrast 1	Fabric Contrast 2	Wood Finish	Glide Option	Wallsaver Feet	Wing back	Leg Option	Moisture Barrier	
 <p>AFLS <b>High Back Lounge Chair (Armless)</b></p> <ul style="list-style-type: none"> <li>1 = Back and side panels (Fabric Contrast 1) C.O.M. = 2.25 yd</li> <li>2 = Seat (Fabric Contrast 2) C.O.M. = 1.5 yd</li> </ul> <p>-----</p> <ul style="list-style-type: none"> <li>Optional wings (Fabric Contrast 1) C.O.M. = 2.5 yd</li> </ul> <p>Dashed line represents Wingback option.</p>	Non-contrast	3.5 yd	3023A/NC	□□□□		□□□	□□	□□□	□□□		□□□	
	Contrast		3023A/FC	□□□□	□□□□	□□□	□□	□□□	□□□		□□□	
 <p>AFLS <b>High Back Loveseat (Armless)</b></p> <ul style="list-style-type: none"> <li>1 = Back and side panels (Fabric Contrast 1) C.O.M. = 3.5 yd</li> <li>2 = Seat (Fabric Contrast 2) C.O.M. = 2.75 yd</li> </ul> <p>-----</p> <ul style="list-style-type: none"> <li>Optional wings (Fabric Contrast 1) C.O.M. = 2.5 yd</li> </ul> <p>Dashed line represents Wingback option.</p>	Non-contrast	6 yd	3033A/NC	□□□□		□□□	□□	□□□	□□□	□□□□	□□□	
	Contrast		3033A/FC	□□□□	□□□□	□□□	□□	□□□	□□□	□□□□	□□□	
			<b>A</b>	<b>B</b>	<b>C</b>	<b>D</b>	<b>E</b>	<b>F</b>	<b>G</b>	<b>H</b>	<b>I</b>	

## HOW TO ORDER

Indicate the following information on order form:

1. Quantity of each item.
2. Model number, including options. See "How To Build a Model Number".
3. Any special service required.

Note: • The □ indicates that a choice is required.

- The absence of the □ indicates that no choice is required.
- Alpha-numeric characters in place of □ indicate that no other alternatives are available.

## HOW TO BUILD A MODEL NUMBER

**A** Select basic model.

**B** Select non-contrast or fabric contrast 1.  
Refer to color addendum at ki.com or KI Fabrics & Finishes binder.

**C** Select fabric contrast 2.  
Refer to color addendum at ki.com or KI Fabrics & Finishes binder.

**D** Select wood finish color.  
Refer to color addendum at ki.com or KI Fabrics & Finishes binder.  
For Kensington Maple add upcharge.

**E** Select glide option.

<b>NG</b>	- Nylon glides
<b>PG</b>	- Polycarbonate glides
<b>RG</b>	- Rubber glides
<b>FG</b>	- Felt glides

**F** Select wallsaver feet.  
**NWF** - No wallsaver feet

**WWF** - Wallsaver feet; add \$28

**G** Select wingback option.

**NWB** - No wingback

**WWB** - With wingback (requires additional fabric); add \$781  
Wingback fabric will match back fabric selection.

**H** Select bariatric leg option.

**BRL** - Bariatric leg; add \$84

**NBRL** - No Bariatric leg

**I** Select moisture barrier.

**MB** - Moisture barrier

**NMB** - No moisture barrier

See pricing column for moisture barrier upcharge.



Approx. Packaged Weight	Grade C.O.M.	Grade C	Grade D	Grade E & C.O.L.	Grade F	Grade G	Grade H	Grade I	Grade J	Grade K	Grade L Leather	Grade M Leather	Barrier add to list price
85.0#	\$ 1992	\$ 2190	\$ 2241	\$ 2303	\$ 2344	\$ 2429	\$ 2511	\$ 2615	\$ 2822	\$ 3031	\$ 3239	\$ 3654	\$ 163
85.0#	2049	2246	2298	2360	2402	2485	2569	2672	2880	3089	3296	3712	163
115.0#	\$ 2253	\$ 2449	\$ 2502	\$ 2563	\$ 2605	\$ 2689	\$ 2772	\$ 2875	\$ 3083	\$ 3292	\$ 3500	\$ 3915	\$ 197
115.0#	2340	2537	2589	2650	2692	2777	2859	2963	3170	3379	3587	4003	197

**MOISTURE BARRIER UPCHARGE**

To order with moisture barrier add /MB to the model number and add upcharge.

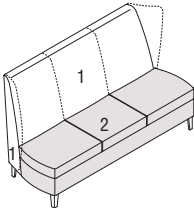
3323A	\$18	3023A	\$18
3333A	\$18	3033A	\$18
3343A	\$18	3043A	\$18
3323	\$90	3023	\$90
3333	\$90	3033	\$90
3343	\$90	3043	\$90
3123	\$40	3223	\$40
3133	\$40	3233	\$40
3143	\$40	3243	\$40

### Special Carton Marking

## Shipping

Specifications and prices are subject to change without prior notice.

Affina®  
Lobby and Lounge Seating

		MODEL NUMBER								Approx. Packaged Weight
Features	COM	Basic Model	Non-Contrast or Fabric Contrast 1	Fabric Contrast 2	Wood Finish	Glide Option	Wallsaver Feet	Wing back	Moisture Barrier	
	Non-contrast	8 yd	3043A/NC	<input type="checkbox"/> <input type="checkbox"/> <input type="checkbox"/> <input type="checkbox"/>		<input type="checkbox"/> <input type="checkbox"/> <input type="checkbox"/>	<input type="checkbox"/> <input type="checkbox"/>	<input type="checkbox"/> <input type="checkbox"/> <input type="checkbox"/>	<input type="checkbox"/> <input type="checkbox"/> <input type="checkbox"/>	160.0#
	Contrast		3043A/FC	<input type="checkbox"/> <input type="checkbox"/> <input type="checkbox"/> <input type="checkbox"/>	<input type="checkbox"/> <input type="checkbox"/> <input type="checkbox"/>	<input type="checkbox"/> <input type="checkbox"/>	<input type="checkbox"/> <input type="checkbox"/> <input type="checkbox"/>	<input type="checkbox"/> <input type="checkbox"/> <input type="checkbox"/>	<input type="checkbox"/> <input type="checkbox"/> <input type="checkbox"/>	160.0#
<div>AFLS</div> <div>High Back Sofa (Armless)</div> <div><ul style="list-style-type: none"><li>1 = Back and side panels (Fabric Contrast 1) C.O.M. = 5.75 yd</li><li>2 = Seat (Fabric Contrast 2) C.O.M. = 3.5 yd</li></ul></div> <div><ul style="list-style-type: none"><li>Optional wings (Fabric Contrast 1) C.O.M. = 2.5 yd</li></ul></div> <div>Dashed line represents Wingback option.</div> <div><div>A</div><div>B</div><div>C</div><div>D</div><div>E</div><div>F</div><div>G</div><div>H</div></div>										

HOW TO ORDER

Indicate the following information on order form:

- Quantity of each item.
- Model number, including options. See “How To Build a Model Number”.
- Any special service required.

Note:

- The ☐ indicates that a choice is required.
- The absence of the ☐ indicates that no choice is required.
- Alpha-numeric characters in place of ☐ indicate that no other alternatives are available.

HOW TO BUILD A MODEL NUMBER

- A

Select basic model.
- B

Select non-contrast or fabric contrast 1.  
Refer to color addendum at ki.com or KI Fabrics & Finishes binder.
- C

Select fabric contrast 2.  
Refer to color addendum at ki.com or KI Fabrics & Finishes binder.
- D

Select wood finish color.  
Refer to color addendum at ki.com or KI Fabrics & Finishes binder.  
For Kensington Maple add upcharge.
- E

Select glide option.

NG

- Nylon glides

PG

- Polycarbonate glides

RG

- Rubber glides

FG

- Felt glides
- F

Select wallsaver feet.

NWF

- No wallsaver feet

**WWF** - Wallsaver feet; add \$28

- G

Select wingback option.

NWB

- No wingback

WWB

- With wingback (requires add'l fabric); add \$781

Wingback fabric will match back fabric selection.
- H

Select moisture barrier.

MB

- Moisture barrier

NMB

- No moisture barrier

See pricing column for moisture barrier upcharge.

3323A	\$18	3023A	\$18
3333A	\$18	3033A	\$18
3343A	\$18	3043A	\$18
3323	\$90	3023	\$90
3333	\$90	3033	\$90
3343	\$90	3043	\$90
3123	\$40	3223	\$40
3133	\$40	3233	\$40
3143	\$40	3243	\$40




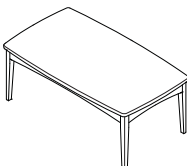
To order with moisture barrier add /MB to the model number and add upcharge.

With specially marked information	N/C
-----------------------------------	-----

Shipped **assembled freight prepaid f.o.b.**  
**High Point, North Carolina 27263** factory.  
 Freight class #175.

Specifications and prices are subject to change without prior notice.

Affina®  
Tables

				MODEL NUMBER			Approx. Packaged Weight
				Basic Model	Wood Leg Finish	Laminate Color	
  AFFS	Rectangular End Table - 16" High	Laminate Top	20 x 24 x 16"	9708	<input type="checkbox"/> <input type="checkbox"/> <input type="checkbox"/>	<input type="checkbox"/> <input type="checkbox"/> <input type="checkbox"/>	40.0#
		Veneer Top	20 x 24 x 16"	9704	<input type="checkbox"/> <input type="checkbox"/> <input type="checkbox"/>		40.0#
  AFFS	Rectangular End Table - 22" High	Laminate Top	20 x 24 x 22"	9705	<input type="checkbox"/> <input type="checkbox"/> <input type="checkbox"/>	<input type="checkbox"/> <input type="checkbox"/> <input type="checkbox"/>	45.0#
		Veneer Top	20 x 24 x 22"	9701	<input type="checkbox"/> <input type="checkbox"/> <input type="checkbox"/>		40.0#
  AFFS	Square Lamp Table	Laminate Top	24 x 24 x 22"	9706	<input type="checkbox"/> <input type="checkbox"/> <input type="checkbox"/>	<input type="checkbox"/> <input type="checkbox"/> <input type="checkbox"/>	40.0#
		Veneer Top	24 x 24 x 22"	9702	<input type="checkbox"/> <input type="checkbox"/> <input type="checkbox"/>		40.0#
  AFFS	Rectangular Coffee Table	Laminate Top	24 x 42 x 16"	9707	<input type="checkbox"/> <input type="checkbox"/> <input type="checkbox"/>	<input type="checkbox"/> <input type="checkbox"/> <input type="checkbox"/>	65.0#
		Veneer Top	24 x 42 x 16"	9703	<input type="checkbox"/> <input type="checkbox"/> <input type="checkbox"/>		60.0#
				<b>A</b>	<b>B</b>	<b>C</b>	

HOW TO ORDER

Indicate the following information on order form:

- Quantity of each item.
- Model number, including options. See "How To Build a Model Number".
- Any special service required.

Note:

- The ☐ indicates that a choice is required.
- The absence of the ☐ indicates that no choice is required.
- Alpha-numeric characters in place of ☐ indicate that no other alternatives are available.

HOW TO BUILD A MODEL NUMBER

- A** Select basic model.
- B** Select wood leg finish color.  
Refer to color addendum at [ki.com](#) or KI Fabrics & Finishes binder.  
For Kensington Maple add upcharge.
- C** Select laminate color.  
Refer to color addendum at [ki.com](#) or KI Fabrics & Finishes binder.

KENSINGTON MAPLE UPCHARGE

Kensington Maple requires extended leadtimes.

Model	
9708	\$96
9704	\$101
9705	\$101
9701	\$113
9706	\$101
9702	\$113
9707	\$125
9703	\$137



Delivered Pricing	
\$	882
	943
\$	983
	968
\$	956
	1023
\$	1221
	1320

SPECIAL SERVICES

Special Carton Marking

With specially marked information      N/C

Shipping

Shipped **assembled freight prepaid f.o.b. High Point, North Carolina 27263** factory. Freight class #175.

Specifications and prices are subject to change without prior notice.

# Affina®

## Healthcare General Information



**Lounge Sleeper  
(ALS)**



**Loveseat Sleeper  
(ALSS)**



**Recliner  
(AR)**



**Wallsaver Recliner  
(ARW)**



**Patient Chair  
(AAPP)**



**Motion Patient Chair  
(AAPX)**

### General Dimensions

Seat width	27-1/4"	57"	23-3/4"	22-1/2"	19-3/4"	22-1/2"
Seat depth	20"	20"	20-1/2"	20-1/2"	20"	19"
Seat height	17-3/4"	17-3/4"	19-1/2"	19-1/2"	18-3/4"	18-1/2"
Arm width	4"	4"	3"	3"	3"	3"
Arm height	26-3/4"	26-3/4"	25-1/4"	24"	27-1/4"	27-1/2"
Arm height from seat center	9-3/4"	9-3/4"	5-3/4"	5"	8"	8-1/2"
Back height from seat	17-3/4"	17-3/4"	30"	29-1/4"	26-1/4"	28-1/2"
Sleep surface depth	76-1/2"	76-1/2"				

### Overall Dimensions

Width	35-1/2"	64-3/4"	30"	30-1/2"	26-1/2"	28-1/2"
Depth	35-1/2"	35-1/2"	35-1/2"	34"	31-3/4"	28-3/4"
Height	34-1/2"	34-1/2"	47"	45-1/2"	43-1/2"	44-3/4"
Depth (opened)	81"	81"	64-1/2"	65"		

## UPHOLSTERY INFORMATION

### C.O.M. Fabric

For C.O.M. fabric sent to KI-High Point on multiple rolls, add an additional yard of fabric per roll to the yardage requirements. Multiple rolls have shorter pieces of fabric on them and do not allow nesting and stacking of the fabric to achieve the best yield as is done with one large roll. This results in yardage shortages and requests for additional fabric from the client, which can delay an order. For each roll that is sent, one yard needs to be added to one of the rolls, not separately.

### Fabric Disclaimer

Fabric will be applied as swatched by the fabric manufacturer. Fabric that is required to be applied differently than is swatched will need a Special Cost Request written specifying the direction the fabric is to be applied. The posted standard lead time will apply to the Special Cost Request.

## FINISH INFORMATION

### SPECIAL FINISH MATCHES

KI can match special finish requests at an upcharge of \$72 List per item, up to 12 or a maximum charge of \$865 List per order per color. Special finish requests must be sent to your KI customer service representative.

Upon receipt from KI, the finishing department will prepare a "strike-off" which will be sent to the customer for approval.

The approval form accompanying the strike-off should be faxed to your KI customer service representative. Upon receipt of the signed approval form, KI will proceed with the order. Disapproved samples may be sent back to KI directly with an explanation of disapproval. A Special Finish Number (SFN) will be assigned to this finish sample for future reference or reorders.



**Glider  
(AAPG)**



**Hip Chair - Open Arm  
(AOHC)**



**Hip Chair - Closed Arm  
(APHC)**



**Bariatric Chair - Open Arm  
(AOCL)**



**Bariatric Chair - Closed Arm  
(APCL)**

General Dimensions					
Seat width	19-3/4"	20-1/2"	20-1/2"	30"	30"
Seat depth	20"	19-1/2"	19-1/2"	19"	19"
Seat height	19-1/2"	26"	26"	19"	19"
Arm width	3"	2-3/4"	2-3/4"	2"	2"
Arm height	27-1/4"	33-1/2"	33-1/2"	27"	27"
Arm height from seat center	8"				
Back height from seat	26-1/4"				
Sleep surface depth					
Overall Dimensions					
Width	26-1/2"	24-3/4"	24-3/4"	34"	34"
Depth	31-1/4"	25-1/2"	25-1/2"	23-3/4"	23-3/4"
Height	43-1/2"	38"	38"	31-1/2"	31-1/2"

## INFORMATION

### Warranty

Refer to KI Terms & Conditions document or visit [ki.com](http://ki.com)

# Affina® 1.5

General Information



Recliner  
(AR1115)

General Dimensions	
Seat width	23-1/2"
Seat depth	21-1/2"
Seat height	19-1/2"
Arm width	4"
Arm height	25"
Overall Dimensions	
Width	33"
Depth	36-1/2"
Height	44"

UPHOLSTERY INFORMATION

C.O.M. Fabric

For C.O.M. fabric sent to KI-High Point on multiple rolls, add an additional yard of fabric per roll to the yardage requirement. Multiple rolls have shorter pieces of fabric on them and do not allow nesting and stacking of the fabric to achieve the best yield as is done with one large roll. This results in yardage shortages and requests for additional fabric from the client, which can hold up the order. For each roll that is sent, one yard needs to be added and needs to be added to one of the rolls, not separately.

Fabric Disclaimer

Fabric will be applied as swatched by the fabric manufacturer. Fabric that is required to be applied differently than is swatched will need a Special Cost Request written specifying the direction the fabric is to be applied. The posted standard lead time will apply to the Special Cost Request.

FINISH INFORMATION

SPECIAL FINISH MATCHES

KI can match special finish requests at an upcharge of \$72 List per item, up to 12 or a maximum charge of \$865 List per order per color. Special finish requests must be sent to your KI customer service representative.

Upon receipt from KI, the finishing department will prepare a "strike-off" which will be sent to the customer for approval.

The approval form accompanying the strike-off should be faxed to your KI customer service representative. Upon receipt of the signed approval form, KI will proceed with the order. Disapproved samples may be sent back to KI directly with an explanation of disapproval. A Special Finish Number (SFN) will be assigned to this finish sample for future reference or reorders





#### INFORMATION

##### Warranty

Refer to KI Terms & Conditions document  
or visit [ki.com](http://ki.com)

# Affina® II

General Information



Recliner  
(ARII)



Bariatric  
(ARIIBAR)

General Dimensions		
Seat width	23-1/2"	28-1/2"
Seat depth	21-1/2"	21-1/2"
Seat height	21-1/2"	21-1/2"
Arm width	4"	4"
Arm height	27"	27"
Overall Dimensions		
Width	33"	38"
Depth	36-1/2"	36-1/2"
Height	46"	46"



Recliner with Wings  
(ARII/WWB)



Bariatric Recliner with Wings  
(ARIIBAR/WWB)

## UPHOLSTERY INFORMATION

### C.O.M. Fabric

For C.O.M. fabric sent to KI-High Point on multiple rolls, add an additional yard of fabric per roll to the yardage requirement. Multiple rolls have shorter pieces of fabric on them and do not allow nesting and stacking of the fabric to achieve the best yield as is done with one large roll. This results in yardage shortages and requests for additional fabric from the client, which can hold up the order. For each roll that is sent, one yard needs to be added and needs to be added to one of the rolls, not separately.

### Fabric Disclaimer

Fabric will be applied as swatched by the fabric manufacturer. Fabric that is required to be applied differently than is swatched will need a Special Cost Request written specifying the direction the fabric is to be applied. The posted standard lead time will apply to the Special Cost Request.

## FINISH INFORMATION

### SPECIAL FINISH MATCHES

KI can match special finish requests at an upcharge of \$72 List per item, up to 12 or a maximum charge of \$865 List per order per color. Special finish requests must be sent to your KI customer service representative.

Upon receipt from KI, the finishing department will prepare a "strike-off" which will be sent to the customer for approval.

The approval form accompanying the strike-off should be faxed to your KI customer service representative. Upon receipt of the signed approval form, KI will proceed with the order. Disapproved samples may be sent back to KI directly with an explanation of disapproval. A Special Finish Number (SFN) will be assigned to this finish sample for future reference or reorders



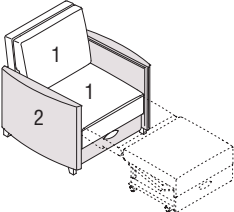
#### INFORMATION

##### Warranty

Refer to KI Terms & Conditions document  
or visit [ki.com](http://ki.com)

# Affina®

Healthcare Seating

	Features	COM	MODEL NUMBER								Approx. Packaged Weight
			Basic Model	Non-Contrast or Fabric Contrast 1	Fabric Contrast 2	Pull Color	Arm Cap	Wood Finish	Casters	Moisture Barrier	
 <p>AFLSS Lounge Sleeper - Closed Arm</p> <ul style="list-style-type: none"> <li>1 = Seat and back/sleep surface (Fabric Contrast 1) C.O.M. = 3.5 yd</li> <li>2 = Arms and frame (Fabric Contrast 2) C.O.M. = 5.5 yd</li> </ul>	Non-contrast	9 yd	ALS/NC	□□□□		□□□□	□□□	□□□	□□□□	□□□	180.0#
	Contrast		ALS/FC	□□□□	□□□□	□□□□	□□□	□□□	□□□□	□□□	180.0#
			<b>A</b>	<b>B</b>	<b>C</b>	<b>D</b>	<b>E</b>	<b>F</b>	<b>G</b>	<b>H</b>	

## HOW TO ORDER

Indicate the following information on order form:

1. Quantity of each item.
2. Model number, including options. See "How To Build a Model Number".
3. Any special service required.

Note: • The □ indicates that a choice is required.

- The absence of the □ indicates that no choice is required.
- Alpha-numeric characters in place of □ indicate that no other alternatives are available.

## HOW TO BUILD A MODEL NUMBER

**A** Select basic model.

**B** Select non-contrast or fabric contrast 1.  
Refer to color addendum at ki.com or KI Fabrics & Finishes binder.

**C** Select fabric contrast 2.  
Refer to color addendum at ki.com or KI Fabrics & Finishes binder.

**D** Select pull handle color.  
Refer to color addendum at ki.com or KI Fabrics & Finishes binder.

**E** Select armcap option.  
**NAC** - No armcap  
**WAC** - Wood armcaps (pair); add \$169  
**SAC** - Solid surface armcaps; add \$730  
 Solid surface armcap color is always Corian™ glacier white.

**F** Select wood finish color.  
Pick only if product has wood armcaps or "no casters" is selected.  
Refer to color addendum at ki.com or KI Fabrics & Finishes binder.  
For Kensington Maple add upcharge.

**G** Select casters.  
**NCST** - No casters (standard)  
**FRCST** - Locking casters-fixed front/rear swivel; add \$197

**H** Select moisture barrier.  
**MB** - Moisture barrier  
**NMB** - No moisture barrier  
 See pricing column for moisture barrier upcharge.



Grade C.O.M.	Grade C	Grade D	Grade E & C.O.L.	Grade F	Grade G	Grade H	Grade I	Grade J	Grade K	Grade L Leather	Grade M Leather	Moisture Barrier add to list price
\$ 3461	\$ 3521	\$ 3537	\$ 3555	\$ 3567	\$ 3593	\$ 3617	\$ 3649	\$ 3710	\$ 3773	\$ 3835	\$ 3959	\$ 197
3554	3613	3629	3646	3659	3684	3709	3741	3803	3866	3927	4052	197

## INFORMATION

### Kensington Maple Upcharge

Kensington Maple requires extended leadtimes.

Model

ALS	\$34
ALSS/LFS	\$34
ALSS/RFS	\$34
ALSS/DS	\$34

### C.O.M. Requirements

C.O.M. yardage requirements listed above are based on plain goods 54" wide. If less than 54" wide or fabrics requiring matching (stripes, plaids, prints, large patterns), additional yardage will be needed. Consult C.O.M. matrix on the Ordering C.O.M. and C.O.L. page for additional yardage needed. For C.O.M. fabric sent to KI-High Point on multiple rolls, add an additional yard of fabric per roll to the yardage requirements.

### C.O.L. Requirements

Figure 18 sq. ft. of leather (C.O.L.) for each

yard shown (i.e., 4.75 x 18 = 85.5 sq. ft.).

### Contrasting Upholstery

When contrasting fabric is chosen, price at highest in-grade.

### Minimum Fabric/Leather Quantity

Minimum order for fabric is 1 yard. Minimum order for leather is 1 hide (approximately 50 sq. ft.).

### Moisture Barrier

Moisture barrier is applied underneath the fabric cover as a means of protecting the foam.

## SPECIAL SERVICES

### Special Carton Marking

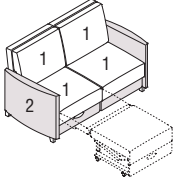
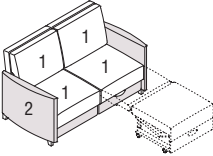
With specially marked information N/C

### Shipping

Shipped **assembled freight prepaid f.o.b. High Point, North Carolina 27263** factory. Freight class #125.

Specifications and prices are subject to change without prior notice.

Affina®  
Healthcare Seating

MODEL				MODEL NUMBER							
				Basic Model	Non-Contrast or Fabric Contrast 1	Fabric Contrast 2	Pull Color	Arm Cap	Wood Finish	Moisture Barrier	
	<b>Loveseat Sleeper (Closed Arm) - LFS (Open, Left Side Facing)</b> <ul style="list-style-type: none"><li>1 = Seat and back/sleep surface (Fabric Contrast 1) C.O.M. = 7.5 yd</li><li>2 = Arms and frame (Fabric Contrast 2) C.O.M. = 7.5 yd</li></ul>	Non-contrast	14 yd	ALSS/LFS/NC	□□□□		□□□□	□□□	□□□	□□□	
		Contrast		ALSS/LFS/FC	□□□□	□□□□	□□□□	□□□	□□□	□□□	
AFLSS											
	<b>Loveseat Sleeper (Closed Arm) - RFS (Open, Right Side Facing)</b> <ul style="list-style-type: none"><li>1 = Seat and back/sleep surface (Fabric Contrast 1) C.O.M. = 7.5 yd</li><li>2 = Arms and frame (Fabric Contrast 2) C.O.M. = 7.5 yd</li></ul>	Non-contrast	14 yd	ALSS/RFS/NC	□□□□		□□□□	□□□	□□□	□□□	
		Contrast		ALSS/RFS/FC	□□□□	□□□□	□□□□	□□□	□□□	□□□	
AFLSS											
				<b>A</b>	<b>B</b>	<b>C</b>	<b>D</b>	<b>E</b>	<b>F</b>	<b>G</b>	

HOW TO ORDER

Indicate the following information on order form:

- Quantity of each item.
- Model number, including options. See “How To Build a Model Number”.
- Any special service required.

Note:

- The □ indicates that a choice is required.
- The absence of the □ indicates that no choice is required.
- Alpha-numeric characters in place of □ indicate that no other alternatives are available.

HOW TO BUILD A MODEL NUMBER

- A** Select basic model.
- B** Select non-contrast or fabric contrast 1.  
Refer to color addendum at ki.com or KI Fabrics & Finishes binder.
- C** Select fabric contrast 2.  
Refer to color addendum at ki.com or KI Fabrics & Finishes binder.
- D** Select pull handle color.  
Refer to color addendum at ki.com or KI Fabrics & Finishes binder.
- E** Select armcap option.
- |            |                                    |
|------------|------------------------------------|
| <b>NAC</b> | - No armcap                        |
| <b>WAC</b> | - Wood armcaps (pair); add \$169   |
| <b>SAC</b> | - Solid surface armcaps; add \$730 |
- Solid surface armcap color is always Corian™ glacier white.

- F** Select wood finish color.  
Refer to color addendum at ki.com or KI Fabrics & Finishes binder.  
For Kensington Maple add upcharge.
- G** Select moisture barrier.
- |            |                       |
|------------|-----------------------|
| <b>MB</b>  | - Moisture barrier    |
| <b>NMB</b> | - No moisture barrier |
- See pricing column for moisture barrier upcharge.



Approx. Packaged Weight	Grade C.O.M.	Grade C	Grade D	Grade E & C.O.L.	Grade F	Grade G	Grade H	Grade I	Grade J	Grade K	Grade L Leather	Grade M Leather	Moisture Barrier add to list price
225.0#	\$ 4695	\$ 4754	\$ 4770	\$ 4788	\$ 4801	\$ 4827	\$ 4851	\$ 4882	\$ 4944	\$ 5007	\$ 5069	\$ 5193	\$ 252
225.0#	4787	4847	4863	4880	4893	4918	4943	4975	5037	5100	5161	5286	252
225.0#	\$ 4695	\$ 4754	\$ 4770	\$ 4788	\$ 4801	\$ 4827	\$ 4851	\$ 4882	\$ 4944	\$ 5007	\$ 5069	\$ 5193	\$ 252
225.0#	4787	4847	4863	4880	4893	4918	4943	4975	5037	5100	5161	5286	252

## INFORMATION

### Kensington Maple Upcharge

Kensington Maple requires extended leadtimes.

Model

ALS	\$34
ALSS/LFS	\$34
ALSS/RFS	\$34
ALSS/DS	\$34

### C.O.M. Requirements

C.O.M. yardage requirements listed above are based on plain goods 54" wide. If less than 54" wide or fabrics requiring matching (stripes, plaids, prints, large patterns), additional yardage will be needed. Consult C.O.M. matrix on the Ordering C.O.M. and C.O.L. page for additional yardage needed. For C.O.M. fabric sent to KI-High Point on multiple rolls, add an additional yard of fabric per roll to the yardage requirements.

### C.O.L. Requirements

Figure 18 sq. ft. of leather (C.O.L.) for each

yard shown (i.e., 4.75 x 18 = 85.5 sq. ft.).

### Contrasting Upholstery

When contrasting fabric is chosen, price at highest in-grade.

### Minimum Fabric/Leather Quantity

Minimum order for fabric is 1 yard. Minimum order for leather is 1 hide (approximately 50 sq. ft.).

### Moisture Barrier

Moisture barrier is applied underneath the fabric cover as a means of protecting the foam.

## SPECIAL SERVICES

### Special Carton Marking

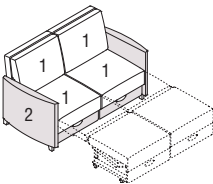
With specially marked information N/C

### Shipping

Shipped **assembled freight prepaid f.o.b. High Point, North Carolina 27263** factory. Freight class #125.

Specifications and prices are subject to change without prior notice.

Affina®  
Healthcare Seating

				MODEL NUMBER							
				Basic Model	Non-Contrast or Fabric Contrast 1	Fabric Contrast 2	Pull Color	Arm Cap	Wood Finish	Moisture Barrier	
MODEL	Features	COM									
 AFLSS	Loveseat Sleeper (Closed Arm) - DS (Open, Both Sides Facing)	Non-contrast	14 yd	ALSS/DS/NC	□□□□		□□□□	□□□	□□□	□□□	
		Contrast		ALSS/DS/FC	□□□□	□□□□	□□□□	□□□	□□□	□□□	
	• 1 = Seat and back/sleep surface (Fabric Contrast 1) C.O.M. = 7.75 yd										
	• 2 = Arms and frame (Fabric Contrast 2) C.O.M. = 7.5 yd										
				<b>A</b>	<b>B</b>	<b>C</b>	<b>D</b>	<b>E</b>	<b>F</b>	<b>G</b>	

HOW TO ORDER

Indicate the following information on order form:

1. Quantity of each item.
2. Model number, including options. See “How To Build a Model Number”.
3. Any special service required.

Note:

- The □ indicates that a choice is required.
- The absence of the □ indicates that no choice is required.
- Alpha-numeric characters in place of □ indicate that no other alternatives are available.

HOW TO BUILD A MODEL NUMBER

- A** Select basic model.
- B** Select non-contrast or fabric contrast 1.  
Refer to color addendum at ki.com or KI Fabrics & Finishes binder.
- C** Select fabric contrast 2.  
Refer to color addendum at ki.com or KI Fabrics & Finishes binder.
- D** Select pull handle color.  
Refer to color addendum at ki.com or KI Fabrics & Finishes binder.
- E** Select armcap option.
- |            |                                    |
|------------|------------------------------------|
| <b>NAC</b> | - No armcap                        |
| <b>WAC</b> | - Wood armcaps (pair); add \$169   |
| <b>SAC</b> | - Solid surface armcaps; add \$730 |
- Solid surface armcap color is always Corian™ glacier white.
- F** Select wood finish color.  
Refer to color addendum at ki.com or KI Fabrics & Finishes binder.  
For Kensington Maple add upcharge.
- G** Select moisture barrier.
- |            |                       |
|------------|-----------------------|
| <b>MB</b>  | - Moisture barrier    |
| <b>NMB</b> | - No moisture barrier |
- See pricing column for moisture barrier upcharge.





Approx. Packaged Weight	Grade C.O.M.	Grade C	Grade D	Grade E & C.O.L.	Grade F	Grade G	Grade H	Grade I	Grade J	Grade K	Grade L Leather	Grade M Leather	Moisture Barrier add to list price
400.0#	\$ 6152	\$ 6212	\$ 6227	\$ 6246	\$ 6258	\$ 6263	\$ 6309	\$ 6340	\$ 6401	\$ 6464	\$ 6526	\$ 6651	\$ 252
400.0#	6245	6304	6320	6338	6350	6376	6400	6432	6494	6557	6619	6743	252

## INFORMATION

### Kensington Maple Upcharge

Kensington Maple requires extended leadtimes.

Model

ALS	\$34
ALSS/LFS	\$34
ALSS/RFS	\$34
ALSS/DS	\$34

### C.O.M. Requirements

C.O.M. yardage requirements listed above are based on plain goods 54" wide. If less than 54" wide or fabrics requiring matching (stripes, plaids, prints, large patterns), additional yardage will be needed. Consult C.O.M. matrix on the Ordering C.O.M. and C.O.L. page for additional yardage needed. For C.O.M. fabric sent to KI-High Point on multiple rolls, add an additional yard of fabric per roll to the yardage requirements.

### C.O.L. Requirements

Figure 18 sq. ft. of leather (C.O.L.) for each

yard shown (i.e., 4.75 x 18 = 85.5 sq. ft.).

### Contrasting Upholstery

When contrasting fabric is chosen, price at highest in-grade.

### Minimum Fabric/Leather Quantity

Minimum order for fabric is 1 yard. Minimum order for leather is 1 hide (approximately 50 sq. ft.).

### Moisture Barrier

Moisture barrier is applied underneath the fabric cover as a means of protecting the foam.

## SPECIAL SERVICES

### Special Carton Marking

With specially marked information N/C

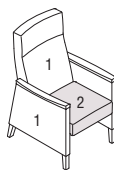
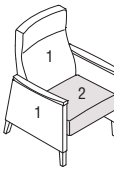
### Shipping

Shipped **assembled freight prepaid f.o.b. High Point, North Carolina 27263** factory. Freight class #125.

Specifications and prices are subject to change without prior notice.

# Affina®

Healthcare Seating

				MODEL NUMBER							
MODEL	Features	COM	Basic Model	Non-Contrast or Fabric Contrast 1	Fabric Contrast 2	Arm Cap	Wood Finish	Glide Option	Moisture Barrier		
	<b>Patient Chair (Closed Arm)</b>	Non-contrast	3.75 yd	AAPP/NC	<input type="checkbox"/> <input type="checkbox"/> <input type="checkbox"/> <input type="checkbox"/>		<input type="checkbox"/> <input type="checkbox"/> <input type="checkbox"/> <input type="checkbox"/>	<input type="checkbox"/> <input type="checkbox"/> <input type="checkbox"/> <input type="checkbox"/>	<input type="checkbox"/> <input type="checkbox"/>	<input type="checkbox"/> <input type="checkbox"/> <input type="checkbox"/> <input type="checkbox"/>	
	<ul style="list-style-type: none"><li>1 = Back and arms (Fabric Contrast 1) C.O.M. = 3 yd</li><li>2 = Seat (Fabric Contrast 2) C.O.M. = 1 yd</li></ul>	Contrast		AAPP/FC	<input type="checkbox"/> <input type="checkbox"/> <input type="checkbox"/> <input type="checkbox"/>	<input type="checkbox"/> <input type="checkbox"/> <input type="checkbox"/> <input type="checkbox"/>	<input type="checkbox"/> <input type="checkbox"/> <input type="checkbox"/> <input type="checkbox"/>	<input type="checkbox"/> <input type="checkbox"/>	<input type="checkbox"/> <input type="checkbox"/>	<input type="checkbox"/> <input type="checkbox"/> <input type="checkbox"/> <input type="checkbox"/>	
AFPC											
	<b>Motion Patient Chair (Closed Arm)</b>	Non-contrast	4 yd	AAPX/NC	<input type="checkbox"/> <input type="checkbox"/> <input type="checkbox"/> <input type="checkbox"/>		<input type="checkbox"/> <input type="checkbox"/> <input type="checkbox"/> <input type="checkbox"/>	<input type="checkbox"/> <input type="checkbox"/> <input type="checkbox"/> <input type="checkbox"/>	<input type="checkbox"/> <input type="checkbox"/>	<input type="checkbox"/> <input type="checkbox"/> <input type="checkbox"/> <input type="checkbox"/>	
	<ul style="list-style-type: none"><li>1 = Back and arms (Fabric Contrast 1) C.O.M. = 3.5 yd</li><li>2 = Seat (Fabric Contrast 2) C.O.M. = 1 yd</li></ul>	Contrast		AAPX/FC	<input type="checkbox"/> <input type="checkbox"/> <input type="checkbox"/> <input type="checkbox"/>	<input type="checkbox"/> <input type="checkbox"/> <input type="checkbox"/> <input type="checkbox"/>	<input type="checkbox"/> <input type="checkbox"/> <input type="checkbox"/> <input type="checkbox"/>	<input type="checkbox"/> <input type="checkbox"/>	<input type="checkbox"/> <input type="checkbox"/>	<input type="checkbox"/> <input type="checkbox"/> <input type="checkbox"/> <input type="checkbox"/>	
AFMC											
				<b>A</b>	<b>B</b>	<b>C</b>	<b>D</b>	<b>E</b>	<b>F</b>	<b>G</b>	

## HOW TO ORDER

Indicate the following information on order form:

1. Quantity of each item.
2. Model number, including options. See "How To Build a Model Number".
3. Any special service required.

Note: • The ☐ indicates that a choice is required.

- The absence of the ☐ indicates that no choice is required.
- Alpha-numeric characters in place of ☐ indicate that no other alternatives are available.

## HOW TO BUILD A MODEL NUMBER

**A** Select basic model.

**B** Select non-contrast or fabric contrast 1.  
Refer to color addendum at ki.com or KI Fabrics & Finishes binder.

**C** Select fabric contrast 2.  
Refer to color addendum at ki.com or KI Fabrics & Finishes binder.

**D** Select arm option.  
**WAC** - Wood armcaps  
**PAC** - Black poly; add \$169

**E** Select wood finish color.  
Refer to color addendum at ki.com or KI Fabrics & Finishes binder.  
For Kensington Maple add upcharge.

**F** Select glide option.  
**NG** - Nylon glides  
**PG** - Polycarbonate glides  
**RG** - Rubber glides

**FG** - Felt glides

**G** Select moisture barrier.

**MB** - Moisture barrier

**NMB** - No moisture barrier

See pricing column for moisture barrier upcharge.



Approx. Packaged Weight	Grade C.O.M.	Grade C	Grade D	Grade E & C.O.L.	Grade F	Grade G	Grade H	Grade I	Grade J	Grade K	Grade L Leather	Grade M Leather	Moisture Barrier add to list price
59.0#	\$ 1864	\$ 1924	\$ 1941	\$ 1958	\$ 1971	\$ 1996	\$ 2021	\$ 2053	\$ 2114	\$ 2177	\$ 2238	\$ 2365	\$ 152
59.0#	1925	1985	2000	2019	2032	2057	2082	2113	2174	2237	2299	2425	152
77.0#	\$ 2665	\$ 2723	\$ 2740	\$ 2757	\$ 2770	\$ 2795	\$ 2820	\$ 2852	\$ 2914	\$ 2977	\$ 3039	\$ 3163	\$ 152
77.0#	2724	2784	2800	2818	2830	2856	2881	2912	2974	3036	3098	3223	152

## INFORMATION

### Kensington Maple Upcharge

Kensington Maple requires extended leadtimes.

Model

AAPP	\$73
AAPX	\$73
AOHC	\$67
APHC	\$67

### C.O.M. Requirements

C.O.M. yardage requirements listed above are based on plain goods 54" wide. If less than 54" wide or fabrics requiring matching (stripes, plaids, prints, large patterns), additional yardage will be needed. Consult C.O.M. matrix on the Ordering C.O.M. and C.O.L. page for additional yardage needed. For C.O.M. fabric sent to KI-High Point on multiple rolls, add an additional yard of fabric per roll to the yardage requirements.

### C.O.L. Requirements

Figure 18 sq. ft. of leather (C.O.L.) for each

yard shown (i.e., 4.75 x 18 = 85.5 sq. ft.).

### Contrasting Upholstery

When contrasting fabric is chosen, price at highest in-grade.

### Minimum Fabric/Leather Quantity

Minimum order for fabric is 1 yard. Minimum order for leather is 1 hide (approximately 50 sq. ft.).

### Moisture Barrier

Moisture barrier is applied underneath the fabric cover as a means of protecting the foam.

## SPECIAL SERVICES

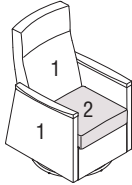
### Special Carton Marking

With specially marked information N/C

### Shipping

Shipped **assembled freight prepaid f.o.b. High Point, North Carolina 27263** factory. Freight class #250.

Specifications and prices are subject to change without prior notice.

				MODEL NUMBER						
				Basic Model	Non-Contrast or Fabric Contrast 1	Fabric Contrast 2	Arm Cap	Wood Finish	Moisture Barrier	
MODEL	Features	COM								
 AFGL	<b>Glider (Closed Arm)</b>	Non-contrast	4.25 yd	AAPG/NC	□□□□		□□□	□□□	□□□	
	• 1 = Back and arms (Fabric Contrast 1) C.O.M. = 4 yd	Contrast		AAPG/FC	□□□□	□□□□	□□□	□□□	□□□	
	• 2 = Seat (Fabric Contrast 2) C.O.M. = 1 yd									
				<b>A</b>	<b>B</b>	<b>C</b>	<b>D</b>	<b>E</b>	<b>F</b>	

HOW TO ORDER

Indicate the following information on order form:

1. Quantity of each item.
2. Model number, including options. See “How To Build a Model Number”.
3. Any special service required.

Note:

- The □ indicates that a choice is required.
- The absence of the □ indicates that no choice is required.
- Alpha-numeric characters in place of □ indicate that no other alternatives are available.

HOW TO BUILD A MODEL NUMBER

upcharge.

- A** Select basic model.
- B** Select non-contrast or fabric contrast 1.  
Refer to color addendum at [ki.com](#) or KI Fabrics & Finishes binder.
- C** Select fabric contrast 2.  
Refer to color addendum at [ki.com](#) or KI Fabrics & Finishes binder.
- D** Select arm option.  

WAC

PAC

- Wood armcaps

- Black poly; add \$169
- E** Select wood finish color.  
Refer to color addendum at [ki.com](#) or KI Fabrics & Finishes binder.  
For Kensington Maple add upcharge.
- F** Select moisture barrier.  

MB

NMB

- Moisture barrier

- No moisture barrier

  
See pricing column for moisture barrier



Approx. Packaged Weight	Grade C.O.M.	Grade C	Grade D	Grade E & C.O.L.	Grade F	Grade G	Grade H	Grade I	Grade J	Grade K	Grade L Leather	Grade M Leather	Moisture Barrier add to list price
96.0#	\$ 2408	\$ 2467	\$ 2482	\$ 2502	\$ 2514	\$ 2538	\$ 2565	\$ 2595	\$ 2657	\$ 2719	\$ 2782	\$ 2907	\$ 155
96.0#	2498	2556	2572	2591	2604	2629	2654	2684	2747	2809	2872	2996	155

## INFORMATION

### Kensington Maple Upcharge

Kensington Maple requires extended leadtimes.

Model  
AAPG \$53

### C.O.M. Requirements

C.O.M. yardage requirements listed above are based on plain goods 54" wide. If less than 54" wide or fabrics requiring matching (stripes, plaids, prints, large patterns), additional yardage will be needed. Consult C.O.M. matrix on the Ordering C.O.M. and C.O.L. page for additional yardage needed. For C.O.M. fabric sent to KI-High Point on multiple rolls, add an additional yard of fabric per roll to the yardage requirements.

### C.O.L. Requirements

Figure 18 sq. ft. of leather (C.O.L.) for each yard shown (i.e., 4.75 x 18 = 85.5 sq. ft.).

### Contrasting Upholstery

When contrasting fabric is chosen, price at highest in-grade.

### Minimum Fabric/Leather Quantity

Minimum order for fabric is 1 yard. Minimum order for leather is 1 hide (approximately 50 sq. ft.).

### Moisture Barrier

Moisture barrier is applied underneath the fabric cover as a means of protecting the foam.

## SPECIAL SERVICES

### Special Carton Marking

With specially marked information N/C

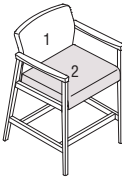
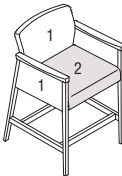
### Shipping

Shipped **assembled freight prepaid f.o.b. High Point, North Carolina 27263** factory. Freight class #250.

Specifications and prices are subject to change without prior notice.

# Affina®

Healthcare Seating

				MODEL NUMBER							
				Basic Model	Non-Contrast or Fabric Contrast 1	Fabric Contrast 2	Arm Cap	Wood Finish	Glide Option	Moisture Barrier	
MODEL	Features	COM									
	<b>Hip Chair (Open Arm)</b>	Non-contrast	1.5 yd	AOHC/NC	□□□□		□□□	□□□	□□	□□□	
	• 1 = Back (Fabric Contrast 1) C.O.M. = 1.25 yd	Contrast		AOHC/FC	□□□□	□□□□	□□□	□□□	□□	□□□	
	• 2 = Seat (Fabric Contrast 2) C.O.M. = 1 yd										
AFHC											
	<b>Hip Chair (Closed Arm)</b>	Non-contrast	2.25 yd	APHC/NC	□□□□		□□□	□□□	□□	□□□	
	• 1 = Back (Fabric Contrast 1) C.O.M. = 2.25 yd	Contrast		APHC/FC	□□□□	□□□□	□□□	□□□	□□	□□□	
	• 2 = Seat (Fabric Contrast 2) C.O.M. = 1 yd										
AFHC											
				<b>A</b>	<b>B</b>	<b>C</b>	<b>D</b>	<b>E</b>	<b>F</b>	<b>G</b>	

## HOW TO ORDER

Indicate the following information on order form:

1. Quantity of each item.
2. Model number, including options. See "How To Build a Model Number".
3. Any special service required.

Note: • The □ indicates that a choice is required.

- The absence of the □ indicates that no choice is required.
- Alpha-numeric characters in place of □ indicate that no other alternatives are available.

## HOW TO BUILD A MODEL NUMBER

**A** Select basic model.

**B** Select non-contrast or fabric contrast 1.  
Refer to color addendum at ki.com or KI Fabrics & Finishes binder.

**C** Select fabric contrast 2.  
Refer to color addendum at ki.com or KI Fabrics & Finishes binder.

**D** Select arm option.  
**WAC** - Wood armcaps  
**PAC** - Black poly; add \$169

**E** Select wood finish color.  
Refer to color addendum at ki.com or KI Fabrics & Finishes binder.  
For Kensington Maple add upcharge.

**F** Select glide option.  
**NG** - Nylon glides  
**PG** - Polycarbonate glides  
**RG** - Rubber glides

**FG** - Felt glides

**G** Select moisture barrier.

**MB** - Moisture barrier

**NMB** - No moisture barrier

See pricing column for moisture barrier upcharge.



Approx. Packaged Weight	Grade C.O.M.	Grade C	Grade D	Grade E & C.O.L.	Grade F	Grade G	Grade H	Grade I	Grade J	Grade K	Grade L Leather	Grade M Leather	Moisture Barrier add to list price
65.0#	\$ 1456	\$ 1506	\$ 1519	\$ 1535	\$ 1545	\$ 1565	\$ 1586	\$ 1612	\$ 1663	\$ 1717	\$ 1769	\$ 1873	\$ 126
65.0#	1513	1563	1576	1592	1602	1622	1644	1670	1721	1774	1825	1930	126
65.0#	\$ 1648	\$ 1697	\$ 1711	\$ 1726	\$ 1737	\$ 1758	\$ 1779	\$ 1805	\$ 1857	\$ 1909	\$ 1960	\$ 2065	\$ 126
65.0#	1706	1755	1769	1784	1794	1816	1835	1861	1914	1966	2018	2122	126

## INFORMATION

### Kensington Maple Upcharge

Kensington Maple requires extended leadtimes.

Model

AAPP	\$73
AAPX	\$73
AOHC	\$67
APHC	\$67

### C.O.M. Requirements

C.O.M. yardage requirements listed above are based on plain goods 54" wide. If less than 54" wide or fabrics requiring matching (stripes, plaids, prints, large patterns), additional yardage will be needed. Consult C.O.M. matrix on the Ordering C.O.M. and C.O.L. page for additional yardage needed. For C.O.M. fabric sent to KI-High Point on multiple rolls, add an additional yard of fabric per roll to the yardage requirements.

### C.O.L. Requirements

Figure 18 sq. ft. of leather (C.O.L.) for each

yard shown (i.e., 4.75 x 18 = 85.5 sq. ft.).

### Contrasting Upholstery

When contrasting fabric is chosen, price at highest in-grade.

### Minimum Fabric/Leather Quantity

Minimum order for fabric is 1 yard. Minimum order for leather is 1 hide (approximately 50 sq. ft.).

### Moisture Barrier

Moisture barrier is applied underneath the fabric cover as a means of protecting the foam.

## SPECIAL SERVICES

### Special Carton Marking

With specially marked information N/C

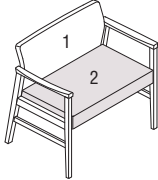

### Shipping

Shipped **assembled freight prepaid f.o.b. High Point, North Carolina 27263** factory. Freight class #250.

Specifications and prices are subject to change without prior notice.

# Affina®

Healthcare Seating

				MODEL NUMBER							
MODEL	Features	COM	Basic Model	Non-Contrast or Fabric Contrast 1	Fabric Contrast 2	Arm Cap	Wood Finish	Glide Option	Moisture Barrier		
	<b>Bariatric Chair (Open Arm)</b>	Non-contrast 2.5 yd	AOCL/NC	□□□□		□□□	□□□	□□	□□□		
	• 1 = Back (Fabric Contrast 1) C.O.M. = 1.75 yd	Contrast	AOCL/FC	□□□□	□□□□	□□□	□□□	□□	□□□		
	• 2 = Seat (Fabric Contrast 2) C.O.M. = 1 yd										
AFBS											
	<b>Bariatric Chair (Closed Arm)</b>	Non-contrast 2.75 yd	APCL/NC	□□□□		□□□	□□□	□□	□□□		
	• 1 = Back and Arms (Fabric Contrast 1) C.O.M. = 2.5 yd	Contrast	APCL/FC	□□□□	□□□□	□□□	□□□	□□	□□□		
	• 2 = Seat (Fabric Contrast 2) C.O.M. = 1 yd										
AFBS											
				<b>A</b>	<b>B</b>	<b>C</b>	<b>D</b>	<b>E</b>	<b>F</b>	<b>G</b>	

## HOW TO ORDER

Indicate the following information on order form:

1. Quantity of each item.
2. Model number, including options. See "How To Build a Model Number".
3. Any special service required.

Note: • The □ indicates that a choice is required.

- The absence of the □ indicates that no choice is required.
- Alpha-numeric characters in place of □ indicate that no other alternatives are available.

## HOW TO BUILD A MODEL NUMBER

**A** Select basic model.

**B** Select non-contrast or fabric contrast 1.  
Refer to color addendum at ki.com or KI Fabrics & Finishes binder.

**C** Select fabric contrast 2.  
Refer to color addendum at ki.com or KI Fabrics & Finishes binder.

**D** Select arm option.  
**WAC** - Wood armcaps  
**PAC** - Black poly; add \$186

**E** Select wood finish color.  
Refer to color addendum at ki.com or KI Fabrics & Finishes binder.  
For Kensington Maple add upcharge.

**F** Select glide option.  
**NG** - Nylon glides  
**PG** - Polycarbonate glides  
**RG** - Rubber glides

**FG** - Felt glides

**G** Select moisture barrier.

**MB** - Moisture barrier

**NMB** - No moisture barrier

See pricing column for moisture barrier upcharge.





Approx. Packaged Weight	Grade C.O.M.	Grade C	Grade D	Grade E & C.O.L.	Grade F	Grade G	Grade H	Grade I	Grade J	Grade K	Grade L Leather	Grade M Leather	Moisture Barrier add to list price
65.0#	\$ 1811	\$ 1910	\$ 1935	\$ 1967	\$ 1987	\$ 2029	\$ 2070	\$ 2123	\$ 2226	\$ 2331	\$ 2435	\$ 2643	\$ 138
65.0#	1873	1971	1997	2029	2049	2091	2132	2185	2288	2393	2497	2705	138
70.0#	\$ 1914	\$ 2023	\$ 2051	\$ 2086	\$ 2108	\$ 2155	\$ 2200	\$ 2258	\$ 2371	\$ 2485	\$ 2600	\$ 2829	\$ 140
70.0#	1976	2085	2113	2148	2170	2217	2262	2320	2433	2547	2662	2891	140

## INFORMATION

### Kensington Maple Upcharge

Kensington Maple requires extended leadtimes.

Model	
AOCL	\$57
APCL	\$57

### C.O.M. Requirements

C.O.M. yardage requirements listed above are based on plain goods 54" wide. If less than 54" wide or fabrics requiring matching (stripes, plaids, prints, large patterns), additional yardage will be needed. Consult C.O.M. matrix on the Ordering C.O.M. and C.O.L. page for additional yardage needed. For C.O.M. fabric sent to KI-High Point on multiple rolls, add an additional yard of fabric per roll to the yardage requirements.

### C.O.L. Requirements

Figure 18 sq. ft. of leather (C.O.L.) for each yard shown (i.e., 4.75 x 18 = 85.5 sq. ft.).

### Contrasting Upholstery

When contrasting fabric is chosen, price at highest in-grade.

### Minimum Fabric/Leather Quantity

Minimum order for fabric is 1 yard. Minimum order for leather is 1 hide (approximately 50 sq. ft.).

### Moisture Barrier

Moisture barrier is applied underneath the fabric cover as a means of protecting the foam.

## SPECIAL SERVICES

### Special Carton Marking

With specially marked information N/C

### Shipping

Shipped **assembled freight prepaid f.o.b. High Point, North Carolina 27263** factory. Freight class #175.

Specifications and prices are subject to change without prior notice.

A line drawing of a four-wheeled armchair. The backrest is labeled with the number '1'. The seat cushion is labeled with the number '2'.

- The absence of the ☐ indicates that no choice is required.
- Alpha-numeric characters in place of ☐ indicate that no other alternatives are available.

**J** Select moisture barrier.

<b>MB</b>	- Moisture barrier
<b>NMB</b>	- No moisture barrier

See pricing column for moisture barrier upcharge.



Grade C.O.M.	Grade C	Grade D	Grade E & C.O.L.	Grade F	Grade G	Grade H	Grade I	Grade J	Grade K	Grade L Leather	Grade M Leather	Moisture Barrier add to list price
\$ 2951	\$ 3010	\$ 3024	\$ 3044	\$ 3056	\$ 3081	\$ 3106	\$ 3136	\$ 3200	\$ 3263	\$ 3324	\$ 3448	\$ 173
3043	3102	3117	3135	3148	3172	3198	3229	3292	3355	3417	3541	173

## INFORMATION

### Kensington Maple Upcharge

Kensington Maple requires extended leadtimes.

Model

AR	\$23
AR/LFT/LT	\$23
AR/RFT/LT	\$23
AR/LFRT/LT	\$23
AR/RFRT/LT	\$23
AR/LFT/VT	\$23
AR/RFT/VT	\$23
AR/LFRT/VT	\$23
AR/RFRT/VT	\$23

### Placement Rules

-Magazine pouch cannot be on same side as I.V. pole.

-Catheter hooks cannot be on same side as I.V. pole.

### C.O.M. Requirements

C.O.M. yardage requirements listed above

are based on plain goods 54" wide. If less than 54" wide or fabrics requiring matching (stripes, plaids, prints, large patterns), additional yardage will be needed. Consult C.O.M. matrix on the Ordering C.O.M. and C.O.L. page for additional yardage needed. For C.O.M. fabric sent to KI-High Point on multiple rolls, add an additional yard of fabric per roll to the yardage requirements.

### C.O.L. Requirements

Figure 18 sq. ft. of leather (C.O.L.) for each yard shown (i.e., 4.75 x 18 = 85.5 sq. ft.).

### Contrasting Upholstery

When contrasting fabric is chosen, price at highest in-grade.

### Minimum Fabric/Leather Quantity

Minimum order for fabric is 1 yard. Minimum order for leather is 1 hide (approximately 50 sq. ft.).

### Moisture Barrier

Moisture barrier is applied underneath the

fabric cover as a means of protecting the foam.

## SPECIAL SERVICES

### Special Carton Marking

With specially marked information N/C

### Shipping

Shipped **assembled freight prepaid f.o.b. High Point, North Carolina 27263** factory. Freight class #250.

Specifications and prices are subject to change without prior notice.

## HOW TO ORDER

1. Quantity of each item.
2. Model number, including options. See "How To Build a Model Number".
3. Any special service required.

- The absence of the ☐ indicates that no choice is required.
- Alpha-numeric characters in place of ☐ indicate that no other alternatives are available.

**A** Select basic model.

**B** Select non-contrast or fabric contrast 1. Refer to color addendum at [ki.com](http://ki.com) or KI Fabrics & Finishes binder.

**C** Select fabric contrast 2.  
Refer to color addendum at [ki.com](http://ki.com) or KI  
Fabrics & Finishes binder.

**D** Select I.V. pole.  
(specified facing chair)

<b>NS</b>	- No pole
<b>LFIV</b>	- Left facing front; add \$324
<b>LRFIV</b>	- Left facing rear; add \$324
<b>RFIV</b>	- Right facing front; add \$324
<b>RRFIV</b>	- Right facing rear; add \$324

If tablet is specified, tablet, I.V. pole and/or catheter bag attachment must all be specified in unique locations.

**E** Select catheter bag attachment.  
(specified facing chair)

<b>NCA</b>	- No catheter attachment
<b>LFCA</b>	- Left facing front; add \$52
<b>LRCA</b>	- Left facing rear; add \$52
<b>RFCA</b>	- Right facing front; add \$52
<b>RRCA</b>	- Right facing rear; add \$52

If tablet is specified, tablet, I.V. pole and/or catheter bag attachment must all be specified in unique locations.

**F** Select magazine pouch.  
(specified facing chair)

<b>NMR</b>	- No magazine pouch
<b>LFP</b>	- Left side pouch (requires add'l fabric; matches arm); add \$216
<b>RFP</b>	- Right side pouch (requires add'l fabric; matches arm); add \$216

If optional I.V. pole is specified, magazine pouch cannot be specified on the same side.

**G** Select mechanism type.

<b>SM</b>	- Standard mechanism
<b>TM</b>	- Trendelenburg mechanism;

add \$179

**H** Select armcap option.

<b>WAC</b>	- Wood armcaps
<b>PAC</b>	- Black poly; add \$169
<b>SAC</b>	- Solid surface armcaps; add \$730

Solid surface armcap color is always Corian™ glacier white.

**1** Select wood finish color.  
Pick only if product has wood  
armcaps.  
Refer to color addendum at [ki.com](http://ki.com) or  
KI Fabrics & Finishes binder.  
For Kensington Maple add upcharge.

**J** Select laminate color.  
Refer to color addendum at [ki.com](http://ki.com) or  
KI Fabrics & Finishes binder.

**K** Select moisture barrier.

<b>MB</b>	- Moisture barrier
<b>NMB</b>	- No moisture barrier

See pricing column for moisture barrier upcharge.



Approx. Packaged Weight	Grade C.O.M.	Grade C	Grade D	Grade E & C.O.L.	Grade F	Grade G	Grade H	Grade I	Grade J	Grade K	Grade L Leather	Grade M Leather	Moisture Barrier add to list price
114.0#	\$ 3231	\$ 3291	\$ 3305	\$ 3324	\$ 3336	\$ 3361	\$ 3388	\$ 3418	\$ 3480	\$ 3543	\$ 3605	\$ 3730	\$ 173
114.0#	3323	3383	3397	3417	3429	3454	3479	3509	3572	3635	3697	3821	173

114.0#	\$ 3231	\$ 3291	\$ 3305	\$ 3324	\$ 3336	\$ 3361	\$ 3388	\$ 3418	\$ 3480	\$ 3543	\$ 3605	\$ 3730	\$ 173
114.0#	3323	3383	3397	3417	3429	3454	3479	3509	3572	3635	3697	3821	173

## INFORMATION

### Kensington Maple Upcharge

Kensington Maple requires extended leadtimes.

Model

AR	\$23
AR/LFT/LT	\$23
AR/RFT/LT	\$23
AR/LFRT/LT	\$23
AR/RFRT/LT	\$23
AR/LFT/VT	\$23
AR/RFT/VT	\$23
AR/LFRT/VT	\$23
AR/RFRT/VT	\$23

### Placement Rules

-Magazine pouch cannot be on same side as I.V. pole.

-Catheter hooks cannot be on same side as I.V. pole.

### C.O.M. Requirements

C.O.M. yardage requirements listed above

are based on plain goods 54" wide. If less than 54" wide or fabrics requiring matching (stripes, plaids, prints, large patterns), additional yardage will be needed. Consult C.O.M. matrix on the Ordering C.O.M. and C.O.L. page for additional yardage needed. For C.O.M. fabric sent to KI-High Point on multiple rolls, add an additional yard of fabric per roll to the yardage requirements.

### C.O.L. Requirements

Figure 18 sq. ft. of leather (C.O.L.) for each yard shown (i.e., 4.75 x 18 = 85.5 sq. ft.).

### Contrasting Upholstery

When contrasting fabric is chosen, price at highest in-grade.

### Minimum Fabric/Leather Quantity

Minimum order for fabric is 1 yard. Minimum order for leather is 1 hide (approximately 50 sq. ft.).

### Moisture Barrier

Moisture barrier is applied underneath the

fabric cover as a means of protecting the foam.

## SPECIAL SERVICES


### Special Carton Marking

With specially marked information N/C

### Shipping

Shipped **assembled freight prepaid f.o.b. High Point, North Carolina 27263** factory. Freight class #250.

Specifications and prices are subject to change without prior notice.

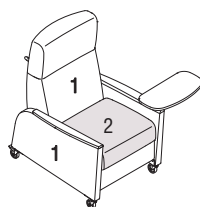


A line drawing of a chair with a high back and armrests. The backrest is labeled with the number '1'. The seat is labeled with the number '2'.

AFRI

**Recliner w/ Left Facing Laminate Top  
Articulating Tablet**

- 1 = Back and arms (Fabric Contrast 1) C.O.M. = 4.75 yd
  - 2 = Seat (Fabric Contrast 2) C.O.M. = 1.5 yd
- 
- Optional magazine pouch (Fabric Contrast 1) C.O.M. = .5 yd



AFRL

**Recliner w/ Right Facing Laminate Top  
Articulating Tablet**

- 1 = Back and arms (Fabric Contrast 1) C.O.M. = 4.75 yd
  - 2 = Seat (Fabric Contrast 2) C.O.M. = 1.5 yd
- 
- Optional magazine pouch (Fabric Contrast 1) C.O.M. = .5 yd

Indicate the following information on order form:

1. Quantity of each item.
2. Model number, including options. See "How To Build a Model Number".
3. Any special service required.

Note: • The ☐ indicates that a choice is required.

- The absence of the ☐ indicates that no choice is required.
- Alpha-numeric characters in place of ☐ indicate that no other alternatives are available.

**A** Select basic model.

- B** Select non-contrast or fabric contrast 1. Refer to color addendum at [ki.com](http://ki.com) or KI Fabrics & Finishes binder.

- C** Select fabric contrast 2.  
Refer to color addendum at [ki.com](http://ki.com) or KI  
Fabrics & Finishes binder.

- D** Select I.V. pole.  
(specified facing chair)
- |              |                                 |
|--------------|---------------------------------|
| <b>NS</b>    | - No pole                       |
| <b>LFFIV</b> | - Left facing front; add \$324  |
| <b>LRFIV</b> | - Left facing rear; add \$324   |
| <b>RFFIV</b> | - Right facing front; add \$324 |
| <b>RRFIV</b> | - Right facing rear; add \$324  |

- If tablet is specified, tablet, I.V. pole and/or catheter bag attachment must all be specified in unique locations.

- E** Select catheter bag attachment.  
(specified facing chair)

- |             |                                |
|-------------|--------------------------------|
| <b>NCA</b>  | - No catheter attachment       |
| <b>LFCA</b> | - Left facing front; add \$52  |
| <b>LRCA</b> | - Left facing rear; add \$52   |
| <b>RFCA</b> | - Right facing front; add \$52 |
| <b>RRCA</b> | - Right facing rear; add \$52  |

If tablet is specified, tablet, I.V. pole and/or catheter bag attachment must all be specified in unique locations.

- F** Select magazine pouch.  
(specified facing chair)
- |            |                                                                    |
|------------|--------------------------------------------------------------------|
| <b>NMR</b> | - No magazine pouch                                                |
| <b>LFP</b> | - Left side pouch (requires add'l fabric; matches arm); add \$216  |
| <b>RFP</b> | - Right side pouch (requires add'l fabric; matches arm); add \$216 |
- If optional I.V. pole is specified, magazine pouch cannot be specified on the same side.

- G** Select mechanism type.
- |           |                            |
|-----------|----------------------------|
| <b>SM</b> | - Standard mechanism       |
| <b>TM</b> | - Trendelenburg mechanism; |
- add \$179

- H** Select armcap option.

- |            |                                       |
|------------|---------------------------------------|
| <b>WAC</b> | - Wood armcaps                        |
| <b>PAC</b> | - Black poly; add \$169               |
| <b>SAC</b> | - Solid surface armcaps;<br>add \$730 |

Solid surface armcap color is always Corian™ glacier white.

- 1** Select wood finish color.  
Pick only if product has wood  
armcaps.  
Refer to color addendum at [ki.com](http://ki.com) or  
KI Fabrics & Finishes binder.  
For Kensington Maple add upcharge.

- J** Select laminate color.  
Refer to color addendum at [ki.com](http://ki.com) or  
KI Fabrics & Finishes binder.

- K** Select moisture barrier.
- |            |                       |
|------------|-----------------------|
| <b>MB</b>  | - Moisture barrier    |
| <b>NMB</b> | - No moisture barrier |
- See pricing column for moisture barrier upcharge.



Approx. Packaged Weight	Grade C.O.M.	Grade C	Grade D	Grade E & C.O.L.	Grade F	Grade G	Grade H	Grade I	Grade J	Grade K	Grade L Leather	Grade M Leather	Moisture Barrier add to list price
114.0#	\$ 3231	\$ 3291	\$ 3305	\$ 3324	\$ 3336	\$ 3361	\$ 3388	\$ 3418	\$ 3480	\$ 3543	\$ 3605	\$ 3730	\$ 173
114.0#	3323	3383	3397	3417	3429	3454	3479	3509	3572	3635	3697	3821	173

114.0#	\$ 3231	\$ 3291	\$ 3305	\$ 3324	\$ 3336	\$ 3361	\$ 3388	\$ 3418	\$ 3480	\$ 3543	\$ 3605	\$ 3730	\$ 173
114.0#	3323	3383	3397	3417	3429	3454	3479	3509	3572	3635	3697	3821	173

## INFORMATION

### Kensington Maple Upcharge

Kensington Maple requires extended leadtimes.

Model

AR	\$23
AR/LFT/LT	\$23
AR/RFT/LT	\$23
AR/LFRT/LT	\$23
AR/RFRT/LT	\$23
AR/LFT/VT	\$23
AR/RFT/VT	\$23
AR/LFRT/VT	\$23
AR/RFRT/VT	\$23

### Placement Rules

-Magazine pouch cannot be on same side as I.V. pole.

-Catheter hooks cannot be on same side as I.V. pole.

### C.O.M. Requirements

C.O.M. yardage requirements listed above

are based on plain goods 54" wide. If less than 54" wide or fabrics requiring matching (stripes, plaids, prints, large patterns), additional yardage will be needed. Consult C.O.M. matrix on the Ordering C.O.M. and C.O.L. page for additional yardage needed. For C.O.M. fabric sent to KI-High Point on multiple rolls, add an additional yard of fabric per roll to the yardage requirements.

### C.O.L. Requirements

Figure 18 sq. ft. of leather (C.O.L.) for each yard shown (i.e., 4.75 x 18 = 85.5 sq. ft.).

### Contrasting Upholstery

When contrasting fabric is chosen, price at highest in-grade.

### Minimum Fabric/Leather Quantity

Minimum order for fabric is 1 yard. Minimum order for leather is 1 hide (approximately 50 sq. ft.).

### Moisture Barrier

Moisture barrier is applied underneath the

fabric cover as a means of protecting the foam.

## SPECIAL SERVICES

### Special Carton Marking

With specially marked information N/C

### Shipping

Shipped **assembled freight prepaid f.o.b. High Point, North Carolina 27263** factory. Freight class #250.

Specifications and prices are subject to change without prior notice.

**K** Select moisture barrier.

<b>MB</b>	- Moisture barrier
<b>NMB</b>	- No moisture barrier

See pricing column for moisture barrier upcharge.





Approx. Packaged Weight	Grade C.O.M.	Grade C	Grade D	Grade E & C.O.L.	Grade F	Grade G	Grade H	Grade I	Grade J	Grade K	Grade L Leather	Grade M Leather	Moisture Barrier add to list price
114.0#	\$ 3231	\$ 3291	\$ 3305	\$ 3324	\$ 3336	\$ 3361	\$ 3388	\$ 3418	\$ 3480	\$ 3543	\$ 3605	\$ 3730	\$ 173
114.0#	3323	3383	3397	3417	3429	3454	3479	3509	3572	3635	3697	3821	173

114.0#	\$ 3231	\$ 3291	\$ 3305	\$ 3324	\$ 3336	\$ 3361	\$ 3388	\$ 3418	\$ 3480	\$ 3543	\$ 3605	\$ 3730	\$ 173
114.0#	3323	3383	3397	3417	3429	3454	3479	3509	3572	3635	3697	3821	173

## INFORMATION

### Kensington Maple Upcharge

Kensington Maple requires extended leadtimes.

Model

AR	\$23
AR/LFT/LT	\$23
AR/RFT/LT	\$23
AR/LFRT/LT	\$23
AR/RFRT/LT	\$23
AR/LFT/VT	\$23
AR/RFT/VT	\$23
AR/LFRT/VT	\$23
AR/RFRT/VT	\$23

### Placement Rules

-Magazine pouch cannot be on same side as I.V. pole.

-Catheter hooks cannot be on same side as I.V. pole.

### C.O.M. Requirements

C.O.M. yardage requirements listed above

are based on plain goods 54" wide. If less than 54" wide or fabrics requiring matching (stripes, plaids, prints, large patterns), additional yardage will be needed. Consult C.O.M. matrix on the Ordering C.O.M. and C.O.L. page for additional yardage needed. For C.O.M. fabric sent to KI-High Point on multiple rolls, add an additional yard of fabric per roll to the yardage requirements.

### C.O.L. Requirements

Figure 18 sq. ft. of leather (C.O.L.) for each yard shown (i.e., 4.75 x 18 = 85.5 sq. ft.).

### Contrasting Upholstery

When contrasting fabric is chosen, price at highest in-grade.

### Minimum Fabric/Leather Quantity

Minimum order for fabric is 1 yard. Minimum order for leather is 1 hide (approximately 50 sq. ft.).

### Moisture Barrier

Moisture barrier is applied underneath the

fabric cover as a means of protecting the foam.

## SPECIAL SERVICES

### Special Carton Marking

With specially marked information N/C

### Shipping

Shipped **assembled freight prepaid f.o.b. High Point, North Carolina 27263** factory. Freight class #250.

Specifications and prices are subject to change without prior notice.

**K** Select moisture barrier.

<b>MB</b>	- Moisture barrier
<b>NMB</b>	- No moisture barrier

See pricing column for moisture barrier upcharge.



Approx. Packaged Weight	Grade C.O.M.	Grade C	Grade D	Grade E & C.O.L.	Grade F	Grade G	Grade H	Grade I	Grade J	Grade K	Grade L Leather	Grade M Leather	Moisture Barrier add to list price
114.0#	\$ 3231	\$ 3291	\$ 3305	\$ 3324	\$ 3336	\$ 3361	\$ 3388	\$ 3418	\$ 3480	\$ 3543	\$ 3605	\$ 3730	\$ 173
114.0#	3323	3383	3397	3417	3429	3454	3479	3509	3572	3635	3697	3821	173

114.0#	\$ 3231	\$ 3291	\$ 3305	\$ 3324	\$ 3336	\$ 3361	\$ 3388	\$ 3418	\$ 3480	\$ 3543	\$ 3605	\$ 3730	\$ 173
114.0#	3323	3383	3397	3417	3429	3454	3479	3509	3572	3635	3697	3821	173

## INFORMATION

### Kensington Maple Upcharge

Kensington Maple requires extended leadtimes.

Model

AR	\$23
AR/LFT/LT	\$23
AR/RFT/LT	\$23
AR/LFRT/LT	\$23
AR/RFRT/LT	\$23
AR/LFT/VT	\$23
AR/RFT/VT	\$23
AR/LFRT/VT	\$23
AR/RFRT/VT	\$23

### Placement Rules

-Magazine pouch cannot be on same side as I.V. pole.

-Catheter hooks cannot be on same side as I.V. pole.

### C.O.M. Requirements

C.O.M. yardage requirements listed above

are based on plain goods 54" wide. If less than 54" wide or fabrics requiring matching (stripes, plaids, prints, large patterns), additional yardage will be needed. Consult C.O.M. matrix on the Ordering C.O.M. and C.O.L. page for additional yardage needed. For C.O.M. fabric sent to KI-High Point on multiple rolls, add an additional yard of fabric per roll to the yardage requirements.

### C.O.L. Requirements

Figure 18 sq. ft. of leather (C.O.L.) for each yard shown (i.e., 4.75 x 18 = 85.5 sq. ft.).

### Contrasting Upholstery

When contrasting fabric is chosen, price at highest in-grade.

### Minimum Fabric/Leather Quantity

Minimum order for fabric is 1 yard. Minimum order for leather is 1 hide (approximately 50 sq. ft.).

### Moisture Barrier

Moisture barrier is applied underneath the

fabric cover as a means of protecting the foam.

## SPECIAL SERVICES

### Special Carton Marking

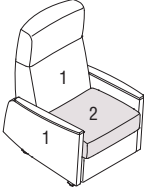
With specially marked information N/C

### Shipping

Shipped **assembled freight prepaid f.o.b. High Point, North Carolina 27263** factory. Freight class #250.

Specifications and prices are subject to change without prior notice.

Affina®  
Healthcare Seating

MODEL	Features	COM	MODEL NUMBER						
			Non-Contrast or Fabric Contrast 1	Non-Contrast or Fabric Contrast 1	Fabric Contrast 2	Arm Cap	Wood Finish	Moist. Barrier	
 AFRL	<b>Wallsaver Recliner</b>	Non-contrast 6 yd	ARW/NC	□□□		□□	□□	□□□	
	• 1 = Back, arms and footrest (Fabric Contrast 1) C.O.M. = 5 yd	Contrast	ARW/FC	□□□	□□□	□□	□□	□□□	
	• 2 = Seat (Fabric Contrast 2) C.O.M. = 1.25 yd								
			<b>A</b>	<b>B</b>	<b>C</b>	<b>D</b>	<b>E</b>	<b>F</b>	

HOW TO ORDER

Indicate the following information on order form:

1. Quantity of each item.
2. Model number, including options. See “How To Build a Model Number”.
3. Any special service required.

Note:

- The □ indicates that a choice is required.
- The absence of the □ indicates that no choice is required.
- Alpha-numeric characters in place of □ indicate that no other alternatives are available.

HOW TO BUILD A MODEL NUMBER

- A** Select non-contrast or fabric contrast 1. Refer to color addendum at ki.com or KI Fabrics & Finishes binder.
- B** Select basic model.
- C** Select fabric contrast 2. Refer to color addendum at ki.com or KI Fabrics & Finishes binder.
- D** Select armcap option.
- |            |                                    |
|------------|------------------------------------|
| <b>WAC</b> | - Wood armcaps                     |
| <b>PAC</b> | - Black poly; add \$169            |
| <b>SAC</b> | - Solid surface armcaps; add \$730 |
- Solid surface armcap color is always Corian™ glacier white.
- E** Select wood finish color. Refer to color addendum at ki.com or KI Fabrics & Finishes binder. For Kensington Maple add upcharge.

**F** Select moisture barrier.

- |            |                       |
|------------|-----------------------|
| <b>MB</b>  | - Moisture barrier    |
| <b>NMB</b> | - No moisture barrier |
- See pricing column for moisture barrier upcharge.



Approx. Packaged Weight	Grade C.O.M.	Grade C	Grade D	Grade E & C.O.L.	Grade F	Grade G	Grade H	Grade I	Grade J	Grade K	Grade L Leather	Grade M Leather	Moisture Barrier add to list price
115.0#	\$ 2440	\$ 2499	\$ 2515	\$ 2534	\$ 2546	\$ 2571	\$ 2596	\$ 2628	\$ 2689	\$ 2752	\$ 2815	\$ 2940	\$ 173
115.0#	2524	2583	2599	2618	2631	2655	2680	2711	2773	2836	2898	3023	173

## INFORMATION

### Kensington Maple Upcharge

Kensington Maple requires extended leadtimes.

Model

AR	\$23
AR/LFT/LT	\$23
AR/RFT/LT	\$23
AR/LFRT/LT	\$23
AR/RFRT/LT	\$23
AR/LFT/VT	\$23
AR/RFT/VT	\$23
AR/LFRT/VT	\$23
AR/RFRT/VT	\$23

### Placement Rules

-Magazine pouch cannot be on same side as I.V. pole.

-Catheter hooks cannot be on same side as I.V. pole.

### C.O.M. Requirements

C.O.M. yardage requirements listed above

are based on plain goods 54" wide. If less than 54" wide or fabrics requiring matching (stripes, plaids, prints, large patterns), additional yardage will be needed. Consult C.O.M. matrix on the Ordering C.O.M. and C.O.L. page for additional yardage needed. For C.O.M. fabric sent to KI-High Point on multiple rolls, add an additional yard of fabric per roll to the yardage requirements.

### C.O.L. Requirements

Figure 18 sq. ft. of leather (C.O.L.) for each yard shown (i.e., 4.75 x 18 = 85.5 sq. ft.).

### Contrasting Upholstery

When contrasting fabric is chosen, price at highest in-grade.

### Minimum Fabric/Leather Quantity

Minimum order for fabric is 1 yard. Minimum order for leather is 1 hide (approximately 50 sq. ft.).

### Moisture Barrier

Moisture barrier is applied underneath the

fabric cover as a means of protecting the foam.

## SPECIAL SERVICES

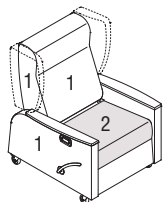
### Special Carton Marking

With specially marked information N/C

### Shipping

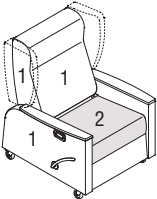
Shipped **assembled freight prepaid f.o.b. High Point, North Carolina 27263** factory. Freight class #250.

Specifications and prices are subject to change without prior notice.



### Recliner (Closed Arm)

- 1 = Back, arms and footrest (Fabric Contrast 1) C.O.M. = 4.5 yd
  - 2 = Seat (Fabric Contrast 2) C.O.M. = 1.25 yd
- 
- Optional wings (Fabric Contrast 1) C.O.M. = 1.5 yd
  - Optional magazine pouch (Fabric Contrast 1) C.O.M. = .5 yd

			MODEL NUMBER											
Features		COM	Basic Model	Non-Contrast or Fabric Contrast 1	Fabric Contrast 2	I.V. Pole	Catheter Attachment	Magazine Pouch	Mech Type	Arm Cap	Wing back	Wood Finish		
 <p>AFRL2 Recliner (Closed Arm)</p> <ul style="list-style-type: none"> <li>1 = Back, arms and footrest (Fabric Contrast 1) C.O.M. = 4.5 yd</li> <li>2 = Seat (Fabric Contrast 2) C.O.M. = 1.25 yd</li> </ul> <p>-----</p> <ul style="list-style-type: none"> <li>Optional wings (Fabric Contrast 1) C.O.M. = 1.5 yd</li> <li>Optional magazine pouch (Fabric Contrast 1) C.O.M. = .5 yd</li> </ul>	Non-contrast	5.5 yd	ARI115/NC	<input type="checkbox"/> <input type="checkbox"/> <input type="checkbox"/>		<input type="checkbox"/> <input type="checkbox"/>	<input type="checkbox"/> <input type="checkbox"/> <input type="checkbox"/>	<input type="checkbox"/> <input type="checkbox"/>	<input type="checkbox"/> <input type="checkbox"/>	<input type="checkbox"/> <input type="checkbox"/>	<input type="checkbox"/> <input type="checkbox"/>			
	Contrast		ARI115/FC	<input type="checkbox"/> <input type="checkbox"/> <input type="checkbox"/>	<input type="checkbox"/> <input type="checkbox"/> <input type="checkbox"/>	<input type="checkbox"/> <input type="checkbox"/>	<input type="checkbox"/> <input type="checkbox"/> <input type="checkbox"/>	<input type="checkbox"/> <input type="checkbox"/>	<input type="checkbox"/> <input type="checkbox"/>	<input type="checkbox"/> <input type="checkbox"/>	<input type="checkbox"/> <input type="checkbox"/>	<input type="checkbox"/> <input type="checkbox"/>		
			<b>A</b>	<b>B</b>	<b>C</b>	<b>D</b>	<b>E</b>	<b>F</b>	<b>G</b>	<b>H</b>	<b>I</b>	<b>J</b>		

- The absence of the ☐ indicates that no choice is required.
- Alpha-numeric characters in place of ☐ indicate that no other alternatives are available.

Refer to color addendum at [ki.com](http://ki.com) or  
KI Fabrics & Finishes binder.



Approx. Packaged Weight	Grade C.O.M.	Grade C	Grade D	Grade E & C.O.L.	Grade F	Grade G	Grade H	Grade I	Grade J	Grade K	Grade L Leather	Grade M Leather	Moisture Barrier add to list price
175.0#	\$ 3905	\$ 4145	\$ 4217	\$ 4296	\$ 4349	\$ 4455	\$ 4559	\$ 4690	\$ 4953	\$ 5215	\$ 5477	\$ 6003	\$ 150
175.0#	3992	4232	4304	4384	4436	4542	4647	4777	5041	5302	5564	6090	150

## INFORMATION

### Moisture Barrier

Moisture barrier is applied underneath the fabric cover as a means of protecting the foam.

### Kensington Maple Upcharge

Kensington Maple requires extended leadtimes.

Model  
Affina II Recliner \$25

### C.O.M. Requirements

C.O.M. yardage requirements listed above are based on plain goods 54" wide. If less than 54" wide or fabrics requiring matching (stripes, plaids, prints, large patterns), additional yardage will be needed. Consult C.O.M. matrix on the Ordering C.O.M. and C.O.L. page for additional yardage needed. For C.O.M. fabric sent to KI-High Point on multiple rolls, add an additional yard of fabric per roll to the yardage requirements.

### C.O.L. Requirements

Figure 18 sq. ft. of leather (C.O.L.) for each yard shown (i.e., 4.75 x 18 = 85.5 sq. ft.).

### Contrasting Upholstery

When contrasting fabric is chosen, price at highest in-grade.

### Minimum Fabric/Leather Quantity

Minimum order for fabric is 1 yard. Minimum order for leather is 1 hide (approximately 50 sq. ft.).

## SPECIAL SERVICES

### Special Carton Marking

With specially marked information N/C

### Shipping

Shipped **assembled freight prepaid f.o.b. High Point, North Carolina 27263** factory. Freight class #250.

Specifications and prices are subject to change without prior notice.



**Recliner w/ Right Facing Laminate  
Side Articulating Tablet**

- 1 = Back, arms and footrest (Fabric Contrast 1) C.O.M. = 4.5 yd
  - 2 = Seat (Fabric Contrast 2) C.O.M. = 1.25 yd
- 
- Optional wings (Fabric Contrast 1) C.O.M. = 1.5 yd
  - Optional magazine pouch (Fabric Contrast 1) C.O.M. = .5 yd

[illegible]

Indicate the following information on order form:

1. Quantity of each item.
2. Model number, including options. See "How To Build a Model Number".
3. Any special service required.

Note: • The ☐ indicates that a choice is required.

- The absence of the ☐ indicates that no choice is required.
- Alpha-numeric characters in place of ☐ indicate that no other alternatives are available.

**A** Select basic model.

**B** Select non-contrast or fabric contrast 1. Refer to color addendum at [ki.com](http://ki.com) or KI Fabrics & Finishes binder.

**C** Select fabric contrast 2.  
Refer to color addendum at [ki.com](http://ki.com) or KI  
Fabrics & Finishes binder.

**D** Select I.V. pole (facing).

<b>NS</b>	- No pole
<b>LRFV</b>	- Left facing rear; add \$325
<b>RFFV</b>	- Right facing front; add \$325
<b>RRFV</b>	- Right facing rear; add \$325

If optional magazine pouch is specified,  
only Left-facing-rear (LRFV) or No pole  
(NS) can be specified.

**E** Select catheter bag attachment hook (facing).

<b>NCA</b>	- No catheter attachment
<b>LRCA</b>	- Left facing rear: add \$54

**RFCA** - Right facing front; add \$54

**RRCA** - Right facing rear; add \$54

If optional I.V. pole is specified, catheter attachment can not be specified in the same location.

**F** Select magazine pouch.

**NMR** - No magazine pouch

**RFP** - Right side pouch (requires add'l fabric; matches arm); add \$207

**G** Select mechanism type.

**SM** - Standard mechanism

**TM** - Trendelenburg mechanism;  
add \$350

**H** Select arm option.

**WAC** - Wood armcaps (pair)

<b>PAC</b>	- Black poly (pair); add \$186
------------	--------------------------------

**SAC** - Solid surface armcaps; add \$730

Solid surface armcap color is always Corian™ glacier white.

1 Select wingback.

**NWB** - No wingback

**WWB** - With wingback (requires add'l fabric); add \$781

Wingback fabric will match back fabric selection.

**J** Select wood finish color.

Pick only if product has wood armcaps.

Refer to color addendum at [ki.com](http://ki.com) or  
KI Fabrics & Finishes binder.

**K** Select laminate color.

Refer to color addendum at [ki.com](http://ki.com) or  
KI Fabrics & Finishes binder.





Approx. Packaged Weight	Grade C.O.M.	Grade C	Grade D	Grade E & C.O.L.	Grade F	Grade G	Grade H	Grade I	Grade J	Grade K	Grade L Leather	Grade M Leather	Moisture Barrier add to list price
200.0#	\$ 4351	\$ 4592	\$ 4665	\$ 4744	\$ 4796	\$ 4902	\$ 5007	\$ 5138	\$ 5401	\$ 5663	\$ 5913	\$ 6450	\$ 150
200.0#	4440	4681	4756	4774	4888	4992	5097	5238	5492	5754	6015	6542	150

## INFORMATION

### Moisture Barrier

Moisture barrier is applied underneath the fabric cover as a means of protecting the foam.

### Kensington Maple Upcharge

Kensington Maple requires extended leadtimes.

Model  
Affina II Recliner \$25

### C.O.M. Requirements

C.O.M. yardage requirements listed above are based on plain goods 54" wide. If less than 54" wide or fabrics requiring matching (stripes, plaids, prints, large patterns), additional yardage will be needed. Consult C.O.M. matrix on the Ordering C.O.M. and C.O.L. page for additional yardage needed. For C.O.M. fabric sent to KI-High Point on multiple rolls, add an additional yard of fabric per roll to the yardage requirements.

### C.O.L. Requirements

Figure 18 sq. ft. of leather (C.O.L.) for each yard shown (i.e., 4.75 x 18 = 85.5 sq. ft.).

### Contrasting Upholstery

When contrasting fabric is chosen, price at highest in-grade.

### Minimum Fabric/Leather Quantity

Minimum order for fabric is 1 yard. Minimum order for leather is 1 hide (approximately 50 sq. ft.).

## SPECIAL SERVICES

### Special Carton Marking

With specially marked information N/C

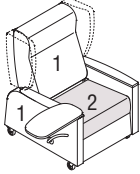
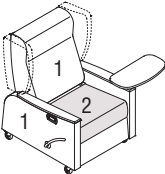
### Shipping

Shipped **assembled freight prepaid f.o.b. High Point, North Carolina 27263** factory. Freight class #250.

Specifications and prices are subject to change without prior notice.

# Affina® 1.5

Recliner

	Features	COM	MODEL NUMBER											
			Basic Model	Non-Contrast or Fabric Contrast 1	Fabric Contrast 2	I.V. Pole	Catheter Attachment	Mag Pouch	Mech Type	Arm Cap	Wing back	Wood Finish	Lam. Color	
 <p>AFRL2</p> <p><b>Recliner w/ Left Facing Laminate Top Articulating Tablet</b></p> <ul style="list-style-type: none"> <li>1 = Back, arms and footrest (Fabric Contrast 1) C.O.M. = 4.5 yd</li> <li>2 = Seat (Fabric Contrast 2) C.O.M. = 1.25 yd</li> </ul> <hr/> <ul style="list-style-type: none"> <li>Optional wings (Fabric Contrast 1) C.O.M. = 1.5 yd</li> <li>Optional magazine pouch (Fabric Contrast 1) C.O.M. = .5 yd</li> </ul>	Non-contrast	5.5 yd	ARI115/NC/LFRT/LT	<input type="checkbox"/> <input type="checkbox"/> <input type="checkbox"/>		<input type="checkbox"/> <input type="checkbox"/>	<input type="checkbox"/> <input type="checkbox"/> <input type="checkbox"/>	<input type="checkbox"/> <input type="checkbox"/>	<input type="checkbox"/> <input type="checkbox"/>	<input type="checkbox"/> <input type="checkbox"/>	<input type="checkbox"/> <input type="checkbox"/>	<input type="checkbox"/> <input type="checkbox"/>	<input type="checkbox"/> <input type="checkbox"/>	
	Contrast		ARI115/FC/LFRT/LT	<input type="checkbox"/> <input type="checkbox"/> <input type="checkbox"/>	<input type="checkbox"/> <input type="checkbox"/> <input type="checkbox"/>	<input type="checkbox"/> <input type="checkbox"/>	<input type="checkbox"/> <input type="checkbox"/> <input type="checkbox"/>	<input type="checkbox"/> <input type="checkbox"/>	<input type="checkbox"/> <input type="checkbox"/>	<input type="checkbox"/> <input type="checkbox"/>	<input type="checkbox"/> <input type="checkbox"/>	<input type="checkbox"/> <input type="checkbox"/>	<input type="checkbox"/> <input type="checkbox"/>	
 <p>AFRL2</p> <p><b>Recliner w/ Right Facing Laminate Top Articulating Tablet</b></p> <ul style="list-style-type: none"> <li>1 = Back, arms and footrest (Fabric Contrast 1) C.O.M. = 4.5 yd</li> <li>2 = Seat (Fabric Contrast 2) C.O.M. = 1.25 yd</li> </ul> <hr/> <ul style="list-style-type: none"> <li>Optional wings (Fabric Contrast 1) C.O.M. = 1.5 yd</li> <li>Optional magazine pouch (Fabric Contrast 1) C.O.M. = .5 yd</li> </ul>	Non-contrast	5.5 yd	ARI115/NC/RFRT/LT	<input type="checkbox"/> <input type="checkbox"/> <input type="checkbox"/>		<input type="checkbox"/> <input type="checkbox"/>	<input type="checkbox"/> <input type="checkbox"/> <input type="checkbox"/>	<input type="checkbox"/> <input type="checkbox"/>	<input type="checkbox"/> <input type="checkbox"/>	<input type="checkbox"/> <input type="checkbox"/>	<input type="checkbox"/> <input type="checkbox"/>	<input type="checkbox"/> <input type="checkbox"/>	<input type="checkbox"/> <input type="checkbox"/>	
	Contrast		ARI115/FC/RFRT/LT	<input type="checkbox"/> <input type="checkbox"/> <input type="checkbox"/>	<input type="checkbox"/> <input type="checkbox"/> <input type="checkbox"/>	<input type="checkbox"/> <input type="checkbox"/>	<input type="checkbox"/> <input type="checkbox"/> <input type="checkbox"/>	<input type="checkbox"/> <input type="checkbox"/>	<input type="checkbox"/> <input type="checkbox"/>	<input type="checkbox"/> <input type="checkbox"/>	<input type="checkbox"/> <input type="checkbox"/>	<input type="checkbox"/> <input type="checkbox"/>	<input type="checkbox"/> <input type="checkbox"/>	

A

B

C

D

E

F

G

H

I

J

K

## HOW TO ORDER

Indicate the following information on order form:

- Quantity of each item.
- Model number, including options. See "How To Build a Model Number".
- Any special service required.

Note: • The ☐ indicates that a choice is required.

- The absence of the ☐ indicates that no choice is required.
- Alpha-numeric characters in place of ☐ indicate that no other alternatives are available.

## HOW TO BUILD A MODEL NUMBER

**A** Select basic model.

**B** Select non-contrast or fabric contrast 1.  
Refer to color addendum at ki.com or KI Fabrics & Finishes binder.

**C** Select fabric contrast 2.  
Refer to color addendum at ki.com or KI Fabrics & Finishes binder.

**D** Select I.V. pole (facing).  
**NS** - No pole  
**LRFIV** - Left facing rear; add \$325  
**RFIV** - Right facing front; add \$325  
**RRFIV** - Right facing rear; add \$325  
 If optional magazine pouch is specified, only Left-facing-rear (LRFIV) or No pole (NS) can be specified.

**E** Select catheter bag attachment hook (facing).

**NCA** - No catheter attachment  
**LRCA** - Left facing rear; add \$54

**RFCA** - Right facing front; add \$54

**RRCA** - Right facing rear

If optional I.V. pole is specified, catheter attachment can not be specified in the same location.

**F** Select magazine pouch.

**NMR** - No magazine pouch

**RFP** - Right side pouch (requires add'l fabric; matches arm); add \$207

**G** Select mechanism type.

**SM** - Standard mechanism

**TM** - Trendelenburg mechanism; add \$350

**H** Select arm option.

**WAC** - Wood armcaps (pair)

**PAC** - Black poly (pair); add \$186

**SAC** - Solid surface armcaps; add \$730

Solid surface armcap color is always Corian™ glacier white.

**I** Select wingback.

**NWB** - No wingback

**WWB** - With wingback (requires add'l fabric); add \$781

Wingback fabric will match back fabric selection.

**J** Select wood finish color.

Pick only if product has wood armcaps.

Refer to color addendum at ki.com or KI Fabrics & Finishes binder.

**K** Select laminate color.

Refer to color addendum at ki.com or KI Fabrics & Finishes binder.



Approx. Packaged Weight	Grade C.O.M.	Grade C	Grade D	Grade E & C.O.L.	Grade F	Grade G	Grade H	Grade I	Grade J	Grade K	Grade L Leather	Grade M Leather	Moisture Barrier add to list price
200.0#	\$ 4351	\$ 4592	\$ 4665	\$ 4744	\$ 4796	\$ 4902	\$ 5007	\$ 5138	\$ 5401	\$ 5663	\$ 5913	\$ 6450	\$ 150
200.0#	4440	4681	4756	4774	4888	4992	5097	5238	5492	5754	6015	6542	150

200.0#	\$ 4351	\$ 4592	\$ 4665	\$ 4744	\$ 4796	\$ 4902	\$ 5007	\$ 5138	\$ 5401	\$ 5663	\$ 5913	\$ 6450	\$ 150
200.0#	4440	4681	4756	4774	4888	4992	5097	5238	5492	5754	6015	6542	150

## INFORMATION

### Moisture Barrier

Moisture barrier is applied underneath the fabric cover as a means of protecting the foam.

### Kensington Maple Upcharge

Kensington Maple requires extended leadtimes.

Model  
Affina II Recliner \$25

### C.O.M. Requirements

C.O.M. yardage requirements listed above are based on plain goods 54" wide. If less than 54" wide or fabrics requiring matching (stripes, plaids, prints, large patterns), additional yardage will be needed. Consult C.O.M. matrix on the Ordering C.O.M. and C.O.L. page for additional yardage needed. For C.O.M. fabric sent to KI-High Point on multiple rolls, add an additional yard of fabric per roll to the yardage requirements.

### C.O.L. Requirements

Figure 18 sq. ft. of leather (C.O.L.) for each yard shown (i.e., 4.75 x 18 = 85.5 sq. ft.).

### Contrasting Upholstery

When contrasting fabric is chosen, price at highest in-grade.

### Minimum Fabric/Leather Quantity

Minimum order for fabric is 1 yard. Minimum order for leather is 1 hide (approximately 50 sq. ft.).

## SPECIAL SERVICES

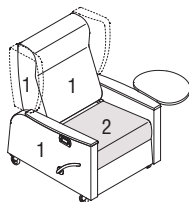
### Special Carton Marking

With specially marked information N/C

### Shipping

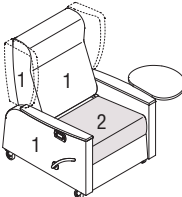
Shipped **assembled freight prepaid f.o.b. High Point, North Carolina 27263** factory. Freight class #250.

Specifications and prices are subject to change without prior notice.



**Recliner w/ Right Facing Veneer Side  
Articulating Tablet**

- 1 = Back, arms and footrest (Fabric Contrast 1) C.O.M. = 4.5 yd
  - 2 = Seat (Fabric Contrast 2) C.O.M. = 1.25 yd
- 
- Optional wings (Fabric Contrast 1) C.O.M. = 1.5 yd
  - Optional magazine pouch (Fabric Contrast 1) C.O.M. = .5 yd

			MODEL NUMBER										
			Basic Model	Non-Contrast or Fabric Contrast 1	Fabric Contrast 2	I.V. Pole	Catheter Attachment	Mag Pouch	Mech Type	Arm Cap	Wing back	Wood Finish	Ven. Color
	Non-contrast	5.5 yd	ARI115/NC/RFT/VT	□□□		□□	□□□	□□	□□	□□	□□	□□	□□
	Contrast		ARI115/FC/RFT/VT	□□□	□□□	□□	□□□	□□	□□	□□	□□	□□	□□
AFRL2													
Recliner w/ Right Facing Veneer Side Articulating Tablet													
• 1 = Back, arms and footrest (Fabric Contrast 1) C.O.M. = 4.5 yd													
• 2 = Seat (Fabric Contrast 2) C.O.M. = 1.25 yd													
-----													
• Optional wings (Fabric Contrast 1) C.O.M. = 1.5 yd													
• Optional magazine pouch (Fabric Contrast 1) C.O.M. = .5 yd													

A

B

C

D

E

F

G

H

I

J

K

- The absence of the ☐ indicates that no choice is required.
- Alpha-numeric characters in place of ☐ indicate that no other alternatives are available.

Refer to color addendum at [ki.com](http://ki.com) or  
KI Fabrics & Finishes binder.



Approx. Packaged Weight	Grade C.O.M.	Grade C	Grade D	Grade E & C.O.L.	Grade F	Grade G	Grade H	Grade I	Grade J	Grade K	Grade L Leather	Grade M Leather	Moisture Barrier add to list price
200.0#	\$ 4351	\$ 4592	\$ 4665	\$ 4744	\$ 4796	\$ 4902	\$ 5007	\$ 5138	\$ 5401	\$ 5663	\$ 5913	\$ 6450	\$ 150
200.0#	4440	4681	4756	4774	4888	4992	5097	5238	5492	5754	6015	6542	150

## INFORMATION

### Moisture Barrier

Moisture barrier is applied underneath the fabric cover as a means of protecting the foam.

### Kensington Maple Upcharge

Kensington Maple requires extended leadtimes.

Model  
Affina II Recliner \$25

### C.O.M. Requirements

C.O.M. yardage requirements listed above are based on plain goods 54" wide. If less than 54" wide or fabrics requiring matching (stripes, plaids, prints, large patterns), additional yardage will be needed. Consult C.O.M. matrix on the Ordering C.O.M. and C.O.L. page for additional yardage needed. For C.O.M. fabric sent to KI-High Point on multiple rolls, add an additional yard of fabric per roll to the yardage requirements.

### C.O.L. Requirements

Figure 18 sq. ft. of leather (C.O.L.) for each yard shown (i.e., 4.75 x 18 = 85.5 sq. ft.).

### Contrasting Upholstery

When contrasting fabric is chosen, price at highest in-grade.

### Minimum Fabric/Leather Quantity

Minimum order for fabric is 1 yard. Minimum order for leather is 1 hide (approximately 50 sq. ft.).

## SPECIAL SERVICES

### Special Carton Marking

With specially marked information N/C

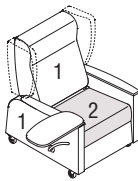
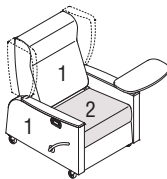
### Shipping

Shipped **assembled freight prepaid f.o.b. High Point, North Carolina 27263** factory. Freight class #250.

Specifications and prices are subject to change without prior notice.

# Affina® 1.5

Recliner

			MODEL NUMBER											
			Basic Model	Non-Contrast or Fabric Contrast 1	Fabric Contrast 2	I.V. Pole	Catheter Attachment	Mag Pouch	Mech Type	Arm Cap	Wing back	Wood Finish	Ven. Color	
	Non-contrast	5.5 yd	ARI115/NC/LFRT/VT	<input type="checkbox"/> <input type="checkbox"/> <input type="checkbox"/>		<input type="checkbox"/> <input type="checkbox"/>	<input type="checkbox"/> <input type="checkbox"/> <input type="checkbox"/>	<input type="checkbox"/> <input type="checkbox"/>	<input type="checkbox"/> <input type="checkbox"/>	<input type="checkbox"/> <input type="checkbox"/>	<input type="checkbox"/> <input type="checkbox"/>	<input type="checkbox"/> <input type="checkbox"/>		
	Contrast		ARI115/FC/LFRT/VT	<input type="checkbox"/> <input type="checkbox"/> <input type="checkbox"/>	<input type="checkbox"/> <input type="checkbox"/>	<input type="checkbox"/> <input type="checkbox"/>	<input type="checkbox"/> <input type="checkbox"/> <input type="checkbox"/>	<input type="checkbox"/> <input type="checkbox"/>	<input type="checkbox"/> <input type="checkbox"/>	<input type="checkbox"/> <input type="checkbox"/>	<input type="checkbox"/> <input type="checkbox"/>	<input type="checkbox"/> <input type="checkbox"/>		
AFRL2														
<b>Recliner Left Facing w/ Veneer Top Articulating Tablet</b>														
<ul style="list-style-type: none"><li>• 1 = Back, arms and footrest (Fabric Contrast 1) C.O.M. = 4.5 yd</li><li>• 2 = Seat (Fabric Contrast 2) C.O.M. = 1.25 yd</li></ul>														
-----														
<ul style="list-style-type: none"><li>• Optional wings (Fabric Contrast 1) C.O.M. = 1.5 yd</li><li>• Optional magazine pouch (Fabric Contrast 1) C.O.M. = .5 yd</li></ul>														
	Non-contrast	5.5 yd	ARI115/NC/RFRT/VT	<input type="checkbox"/> <input type="checkbox"/> <input type="checkbox"/>		<input type="checkbox"/> <input type="checkbox"/>	<input type="checkbox"/> <input type="checkbox"/> <input type="checkbox"/>	<input type="checkbox"/> <input type="checkbox"/>	<input type="checkbox"/> <input type="checkbox"/>	<input type="checkbox"/> <input type="checkbox"/>	<input type="checkbox"/> <input type="checkbox"/>	<input type="checkbox"/> <input type="checkbox"/>		
	Contrast		ARI115/FC/RFRT/VT	<input type="checkbox"/> <input type="checkbox"/> <input type="checkbox"/>	<input type="checkbox"/> <input type="checkbox"/>	<input type="checkbox"/> <input type="checkbox"/>	<input type="checkbox"/> <input type="checkbox"/> <input type="checkbox"/>	<input type="checkbox"/> <input type="checkbox"/>	<input type="checkbox"/> <input type="checkbox"/>	<input type="checkbox"/> <input type="checkbox"/>	<input type="checkbox"/> <input type="checkbox"/>	<input type="checkbox"/> <input type="checkbox"/>		
AFRL2														
<b>Recliner w/ Right Facing Veneer Top Articulating Tablet</b>														
<ul style="list-style-type: none"><li>• 1 = Back, arms and footrest (Fabric Contrast 1) C.O.M. = 4.5 yd</li><li>• 2 = Seat (Fabric Contrast 2) C.O.M. = 1.25 yd</li></ul>														
-----														
<ul style="list-style-type: none"><li>• Optional wings (Fabric Contrast 1) C.O.M. = 1.5 yd</li><li>• Optional magazine pouch (Fabric Contrast 1) C.O.M. = .5 yd</li></ul>														



Approx. Packaged Weight	Grade C.O.M.	Grade C	Grade D	Grade E & C.O.L.	Grade F	Grade G	Grade H	Grade I	Grade J	Grade K	Grade L Leather	Grade M Leather	Moisture Barrier add to list price
200.0#	\$ 4351	\$ 4592	\$ 4665	\$ 4744	\$ 4796	\$ 4902	\$ 5007	\$ 5138	\$ 5401	\$ 5663	\$ 5913	\$ 6450	\$ 150
200.0#	4440	4681	4756	4774	4888	4992	5097	5238	5492	5754	6015	6542	150

200.0#	\$ 4351	\$ 4592	\$ 4665	\$ 4744	\$ 4796	\$ 4902	\$ 5007	\$ 5138	\$ 5401	\$ 5663	\$ 5913	\$ 6450	\$ 150
200.0#	4440	4681	4756	4774	4888	4992	5097	5238	5492	5754	6015	6542	150

## INFORMATION

### Moisture Barrier

Moisture barrier is applied underneath the fabric cover as a means of protecting the foam.

### Kensington Maple Upcharge

Kensington Maple requires extended leadtimes.

Model  
Affina II Recliner \$25

### C.O.M. Requirements

C.O.M. yardage requirements listed above are based on plain goods 54" wide. If less than 54" wide or fabrics requiring matching (stripes, plaids, prints, large patterns), additional yardage will be needed. Consult C.O.M. matrix on the Ordering C.O.M. and C.O.L. page for additional yardage needed. For C.O.M. fabric sent to KI-High Point on multiple rolls, add an additional yard of fabric per roll to the yardage requirements.

### C.O.L. Requirements

Figure 18 sq. ft. of leather (C.O.L.) for each yard shown (i.e., 4.75 x 18 = 85.5 sq. ft.).

### Contrasting Upholstery

When contrasting fabric is chosen, price at highest in-grade.

### Minimum Fabric/Leather Quantity

Minimum order for fabric is 1 yard. Minimum order for leather is 1 hide (approximately 50 sq. ft.).

## SPECIAL SERVICES

### Special Carton Marking

With specially marked information N/C

### Shipping

Shipped **assembled freight prepaid f.o.b. High Point, North Carolina 27263** factory. Freight class #250.

Specifications and prices are subject to change without prior notice.

**Recliner (Closed Arm)**

- 1 = Back, arms and footrest (Fabric Contrast 1) C.O.M. = 4.5 yd
- 2 = Seat (Fabric Contrast 2) C.O.M. = 1.25 yd

---

- Optional wings (Fabric Contrast 1) C.O.M. = 1.5 yd
- Optional magazine pouch (Fabric Contrast 1) C.O.M. = .5 yd

Refer to color addendum at [ki.com](http://ki.com) or  
KI Fabrics & Finishes binder.





Approx. Packaged Weight	Grade C.O.M.	Grade C	Grade D	Grade E & C.O.L.	Grade F	Grade G	Grade H	Grade I	Grade J	Grade K	Grade L Leather	Grade M Leather	Moisture Barrier add to list price
200.0#	\$ 4882	\$ 5116	\$ 5187	\$ 5264	\$ 5314	\$ 5417	\$ 5517	\$ 5646	\$ 5902	\$ 6155	\$ 6410	\$ 6920	\$ 150
200.0#	4970	5204	5275	5352	5401	5504	5604	5734	5989	6243	6497	7007	150

## INFORMATION

### Moisture Barrier

Moisture barrier is applied underneath the fabric cover as a means of protecting the foam.

### Kensington Maple Upcharge

Kensington Maple requires extended leadtimes.

Model  
Affina II Recliner \$25

### C.O.M. Requirements

C.O.M. yardage requirements listed above are based on plain goods 54" wide. If less than 54" wide or fabrics requiring matching (stripes, plaids, prints, large patterns), additional yardage will be needed. Consult C.O.M. matrix on the Ordering C.O.M. and C.O.L. page for additional yardage needed. For C.O.M. fabric sent to KI-High Point on multiple rolls, add an additional yard of fabric per roll to the yardage requirements.

### C.O.L. Requirements

Figure 18 sq. ft. of leather (C.O.L.) for each yard shown (i.e., 4.75 x 18 = 85.5 sq. ft.).

### Contrasting Upholstery

When contrasting fabric is chosen, price at highest in-grade.

### Minimum Fabric/Leather Quantity

Minimum order for fabric is 1 yard. Minimum order for leather is 1 hide (approximately 50 sq. ft.).

## SPECIAL SERVICES

### Special Carton Marking

With specially marked information N/C

### Shipping

Shipped **assembled freight prepaid f.o.b. High Point, North Carolina 27263** factory. Freight class #250.

Specifications and prices are subject to change without prior notice.



**Recliner w/ Right Facing Laminate  
Side Articulating Tablet**

- 1 = Back, arms and footrest (Fabric Contrast 1) C.O.M. = 4.5 yd
  - 2 = Seat (Fabric Contrast 2) C.O.M. = 1.25 yd
- 
- Optional wings (Fabric Contrast 1) C.O.M. = 1.5 yd
  - Optional magazine pouch (Fabric Contrast 1) C.O.M. = .5 yd

[illegible]

- The absence of the ☐ indicates that no choice is required.
- Alpha-numeric characters in place of ☐ indicate that no other alternatives are available.

Refer to color addendum at [ki.com](http://ki.com) or  
KI Fabrics & Finishes binder.



Approx. Packaged Weight	Grade C.O.M.	Grade C	Grade D	Grade E & C.O.L.	Grade F	Grade G	Grade H	Grade I	Grade J	Grade K	Grade L Leather	Grade M Leather	Moisture Barrier add to list price
200.0#	\$ 5316	\$ 5552	\$ 5622	\$ 5699	\$ 5748	\$ 5852	\$ 5953	\$ 6082	\$ 6336	\$ 6590	\$ 6845	\$ 7355	\$ 150
200.0#	5403	5639	5709	5787	5836	5940	6041	6170	6423	6677	6933	7443	150

## INFORMATION

### Moisture Barrier

Moisture barrier is applied underneath the fabric cover as a means of protecting the foam.

### Kensington Maple Upcharge

Kensington Maple requires extended leadtimes.

Model  
Affina II Recliner \$25

### C.O.M. Requirements

C.O.M. yardage requirements listed above are based on plain goods 54" wide. If less than 54" wide or fabrics requiring matching (stripes, plaids, prints, large patterns), additional yardage will be needed. Consult C.O.M. matrix on the Ordering C.O.M. and C.O.L. page for additional yardage needed. For C.O.M. fabric sent to KI-High Point on multiple rolls, add an additional yard of fabric per roll to the yardage requirements.

### C.O.L. Requirements

Figure 18 sq. ft. of leather (C.O.L.) for each yard shown (i.e., 4.75 x 18 = 85.5 sq. ft.).

### Contrasting Upholstery

When contrasting fabric is chosen, price at highest in-grade.

### Minimum Fabric/Leather Quantity

Minimum order for fabric is 1 yard. Minimum order for leather is 1 hide (approximately 50 sq. ft.).

## SPECIAL SERVICES

### Special Carton Marking

With specially marked information N/C

### Shipping

Shipped **assembled freight prepaid f.o.b. High Point, North Carolina 27263** factory. Freight class #250.

Specifications and prices are subject to change without prior notice.

[illegible]

Refer to color addendum at [ki.com](http://ki.com) or  
KI Fabrics & Finishes binder.



Approx. Packaged Weight	Grade C.O.M.	Grade C	Grade D	Grade E & C.O.L.	Grade F	Grade G	Grade H	Grade I	Grade J	Grade K	Grade L Leather	Grade M Leather	Moisture Barrier add to list price
200.0#	\$ 5316	\$ 5552	\$ 5622	\$ 5699	\$ 5748	\$ 5852	\$ 5953	\$ 6082	\$ 6336	\$ 6590	\$ 6845	\$ 7355	\$ 150
200.0#	5403	5639	5709	5787	5836	5940	6041	6170	6423	6677	6933	7443	150

200.0#	\$ 5316	\$ 5552	\$ 5622	\$ 5699	\$ 5748	\$ 5852	\$ 5953	\$ 6082	\$ 6336	\$ 6590	\$ 6845	\$ 7355	\$ 150
200.0#	5403	5639	5709	5787	5836	5940	6041	6170	6423	6677	6933	7443	150

## INFORMATION

### Moisture Barrier

Moisture barrier is applied underneath the fabric cover as a means of protecting the foam.

### Kensington Maple Upcharge

Kensington Maple requires extended leadtimes.

Model  
Affina II Recliner \$25

### C.O.M. Requirements

C.O.M. yardage requirements listed above are based on plain goods 54" wide. If less than 54" wide or fabrics requiring matching (stripes, plaids, prints, large patterns), additional yardage will be needed. Consult C.O.M. matrix on the Ordering C.O.M. and C.O.L. page for additional yardage needed. For C.O.M. fabric sent to KI-High Point on multiple rolls, add an additional yard of fabric per roll to the yardage requirements.

### C.O.L. Requirements

Figure 18 sq. ft. of leather (C.O.L.) for each yard shown (i.e., 4.75 x 18 = 85.5 sq. ft.).

### Contrasting Upholstery

When contrasting fabric is chosen, price at highest in-grade.

### Minimum Fabric/Leather Quantity

Minimum order for fabric is 1 yard. Minimum order for leather is 1 hide (approximately 50 sq. ft.).

## SPECIAL SERVICES

### Special Carton Marking

With specially marked information N/C

### Shipping

Shipped **assembled freight prepaid f.o.b. High Point, North Carolina 27263** factory. Freight class #250.

Specifications and prices are subject to change without prior notice.

[illegible]

Refer to color addendum at [ki.com](http://ki.com) or  
KI Fabrics & Finishes binder.



Approx. Packaged Weight	Grade C.O.M.	Grade C	Grade D	Grade E & C.O.L.	Grade F	Grade G	Grade H	Grade I	Grade J	Grade K	Grade L Leather	Grade M Leather	Moisture Barrier add to list price
200.0#	\$ 5316	\$ 5552	\$ 5622	\$ 5699	\$ 5748	\$ 5852	\$ 5953	\$ 6082	\$ 6336	\$ 6590	\$ 6845	\$ 7355	\$ 150
200.0#	5403	5639	5709	5787	5836	5940	6041	6170	6423	6677	6933	7443	150

## INFORMATION

### Moisture Barrier

Moisture barrier is applied underneath the fabric cover as a means of protecting the foam.

### Kensington Maple Upcharge

Kensington Maple requires extended leadtimes.

Model  
Affina II Recliner \$25

### C.O.M. Requirements

C.O.M. yardage requirements listed above are based on plain goods 54" wide. If less than 54" wide or fabrics requiring matching (stripes, plaids, prints, large patterns), additional yardage will be needed. Consult C.O.M. matrix on the Ordering C.O.M. and C.O.L. page for additional yardage needed. For C.O.M. fabric sent to KI-High Point on multiple rolls, add an additional yard of fabric per roll to the yardage requirements.

### C.O.L. Requirements

Figure 18 sq. ft. of leather (C.O.L.) for each yard shown (i.e., 4.75 x 18 = 85.5 sq. ft.).

### Contrasting Upholstery

When contrasting fabric is chosen, price at highest in-grade.

### Minimum Fabric/Leather Quantity

Minimum order for fabric is 1 yard. Minimum order for leather is 1 hide (approximately 50 sq. ft.).

## SPECIAL SERVICES

### Special Carton Marking

With specially marked information N/C

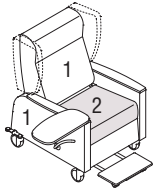
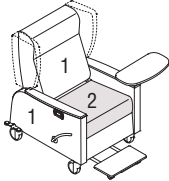
### Shipping

Shipped **assembled freight prepaid f.o.b. High Point, North Carolina 27263** factory. Freight class #250.

Specifications and prices are subject to change without prior notice.

# Affina® II

Recliner

		COM	MODEL NUMBER											
			Basic Model	Non-Contrast or Fabric Contrast 1	Fabric Contrast 2	I.V. Pole	Catheter Attachment	Mag Pouch	Mech Type	Arm Cap	Wing back	Wood Finish	Veneer Color	
 <p>AFRL2</p> <p><b>Recliner w/ Left Facing Veneer Top Articulating Tablet</b></p> <ul style="list-style-type: none"> <li>1 = Back, arms and footrest (Fabric Contrast 1) C.O.M. = 4.5 yd</li> <li>2 = Seat (Fabric Contrast 2) C.O.M. = 1.25 yd</li> </ul> <p>-----</p> <ul style="list-style-type: none"> <li>Optional wings (Fabric Contrast 1) C.O.M. = 1.5 yd</li> <li>Optional magazine pouch (Fabric Contrast 1) C.O.M. = .5 yd</li> </ul>	Non-Contrast	5.5 yd	ARII/NC/LFRT/VT	□□□□		□□□	□□□	□□□	□□	□□	□□	□□	□□	
	Contrast		ARII/FC/LFRT/VT	□□□□	□□□□	□□□	□□□	□□□	□□	□□	□□	□□	□□	
 <p>AFRL2</p> <p><b>Recliner w/ Right Facing Veneer Top Articulating Tablet</b></p> <ul style="list-style-type: none"> <li>1 = Back, arms and footrest (Fabric Contrast 1) C.O.M. = 4.5 yd</li> <li>2 = Seat (Fabric Contrast 2) C.O.M. = 1.25 yd</li> </ul> <p>-----</p> <ul style="list-style-type: none"> <li>Optional wings (Fabric Contrast 1) C.O.M. = 1.5 yd</li> <li>Optional magazine pouch (Fabric Contrast 1) C.O.M. = .5 yd</li> </ul>	Non-Contrast	5.5 yd	ARII/NC/RFRT/VT	□□□□		□□□	□□□	□□□	□□	□□	□□	□□	□□	
	Contrast		ARII/FC/RFRT/VT	□□□□	□□□□	□□□	□□□	□□□	□□	□□	□□	□□	□□	
			<b>A</b>	<b>B</b>	<b>C</b>	<b>D</b>	<b>E</b>	<b>F</b>	<b>G</b>	<b>H</b>	<b>I</b>	<b>J</b>	<b>K</b>	

## HOW TO ORDER

Indicate the following information on order form:

- Quantity of each item.
- Model number, including options. See "How To Build a Model Number".
- Any special service required.

Note: • The □ indicates that a choice is required.

- The absence of the □ indicates that no choice is required.
- Alpha-numeric characters in place of □ indicate that no other alternatives are available.

## HOW TO BUILD A MODEL NUMBER

**A** Select basic model.

**B** Select non-contrast or fabric contrast 1.  
Refer to color addendum at ki.com or KI Fabrics & Finishes binder.

**C** Select fabric contrast 2.  
Refer to color addendum at ki.com or KI Fabrics & Finishes binder.

**D** Select I.V. pole (facing).  
**NS** - No pole  
**LRFIV** - Left facing rear; add \$325  
**RFFIV** - Right facing front; add \$325  
**RRFIV** - Right facing rear; add \$325  
 If optional magazine pouch is specified, only Left-facing-rear (LRFIV) or No pole (NS) can be specified.

**E** Select catheter bag attachment hook (facing).

**NCA** - No catheter attachment  
**LRCA** - Left facing rear; add \$54

**RFCA** - Right facing front; add \$54

**RRCA** - Right facing rear; add \$54  
 If optional I.V. pole is specified, catheter attachment can not be specified in the same location.

**F** Select magazine pouch.

**NMR** - No magazine pouch  
**RFP** - Right side pouch (requires add'l fabric; matches arm); add \$207

**G** Select mechanism type.

**SM** - Standard mechanism  
**TM** - Trendelenburg mechanism; add \$350

**H** Select arm option.

**WAC** - Wood armcaps (pair)  
**PAC** - Black poly (pair); add \$186  
**SAC** - Solid surface armcaps; add \$730

Solid surface armcap color is always Corian™ glacier white.

**I** Select wingback.

**NWB** - No wingback

**WWB** - With wingback (requires add'l fabric); add \$781  
 Wingback fabric will match back fabric selection.

**J** Select wood finish color.

Pick only if product has wood armcaps.  
 Refer to color addendum at ki.com or KI Fabrics & Finishes binder.

**K** Select veneer color.

Refer to color addendum at ki.com or KI Fabrics & Finishes binder.





Approx. Packaged Weight	Grade C.O.M.	Grade C	Grade D	Grade E & C.O.L.	Grade F	Grade G	Grade H	Grade I	Grade J	Grade K	Grade L Leather	Grade M Leather	Moisture Barrier add to list price
200.0#	\$ 5316	\$ 5552	\$ 5622	\$ 5699	\$ 5748	\$ 5852	\$ 5953	\$ 6082	\$ 6336	\$ 6590	\$ 6845	\$ 7355	\$ 150
200.0#	5403	5639	5709	5787	5836	5940	6041	6170	6423	6677	6933	7443	150

200.0#	\$ 5316	\$ 5552	\$ 5622	\$ 5699	\$ 5748	\$ 5852	\$ 5953	\$ 6082	\$ 6336	\$ 6590	\$ 6845	\$ 7355	\$ 150
200.0#	5403	5639	5709	5787	5836	5940	6041	6170	6423	6677	6933	7443	150

## INFORMATION

### Moisture Barrier

Moisture barrier is applied underneath the fabric cover as a means of protecting the foam.

### Kensington Maple Upcharge

Kensington Maple requires extended leadtimes.

Model  
Affina II Recliner \$25

### C.O.M. Requirements

C.O.M. yardage requirements listed above are based on plain goods 54" wide. If less than 54" wide or fabrics requiring matching (stripes, plaids, prints, large patterns), additional yardage will be needed. Consult C.O.M. matrix on the Ordering C.O.M. and C.O.L. page for additional yardage needed. For C.O.M. fabric sent to KI-High Point on multiple rolls, add an additional yard of fabric per roll to the yardage requirements.

### C.O.L. Requirements

Figure 18 sq. ft. of leather (C.O.L.) for each yard shown (i.e., 4.75 x 18 = 85.5 sq. ft.).

### Contrasting Upholstery

When contrasting fabric is chosen, price at highest in-grade.

### Minimum Fabric/Leather Quantity

Minimum order for fabric is 1 yard. Minimum order for leather is 1 hide (approximately 50 sq. ft.).

## SPECIAL SERVICES

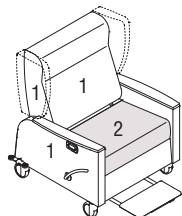
### Special Carton Marking

With specially marked information N/C

### Shipping

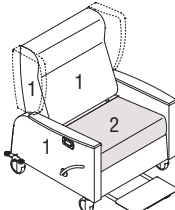
Shipped **assembled freight prepaid f.o.b. High Point, North Carolina 27263** factory. Freight class #250.

Specifications and prices are subject to change without prior notice.



### Recliner (Closed Arm)

- 1 = Back, arms and footrest (Fabric Contrast 1) C.O.M. = 5.5 yd
  - 2 = Seat (Fabric Contrast 2) C.O.M. = 1.25 yd
- 
- Optional wings (Fabric Contrast 1) C.O.M. = 1.5 yd
  - Optional magazine pouch (Fabric Contrast 1) C.O.M. = .5 yd

			MODEL NUMBER								
	Features	COM	Basic Model	Non-Contrast or Fabric Contrast 1	Fabric Contrast 2	I.V. Pole	Catheter Attachment	Magazine Pouch	Arm Cap	Wing back	Wood Finish
	Non-contrast	6.5 yd	ARIIBAR/NC	□□□□		□□□	□□□	□□□	□□	□□	□□□
	Contrast		ARIIBAR/FC	□□□□	□□□□	□□□	□□□	□□□	□□	□□	□□□
AFRL2											
<b>Recliner (Closed Arm)</b>											
• 1 = Back, arms and footrest (Fabric Contrast 1) C.O.M. = 5.5 yd											
• 2 = Seat (Fabric Contrast 2) C.O.M. = 1.25 yd											
-----											
• Optional wings (Fabric Contrast 1) C.O.M. = 1.5 yd											
• Optional magazine pouch (Fabric Contrast 1) C.O.M. = .5 yd											
								</			

Indicate the following information on order form:

1. Quantity of each item.
2. Model number, including options. See "How To Build a Model Number".
3. Any special service required.

Note: • The ☐ indicates that a choice is required.

- The absence of the ☐ indicates that no choice is required.
- Alpha-numeric characters in place of ☐ indicate that no other alternatives are available.

**A** Select basic model.

- B** Select non-contrast or fabric contrast 1. Refer to color addendum at [ki.com](http://ki.com) or KI Fabrics & Finishes binder.

- C** Select fabric contrast 2.  
Refer to color addendum at [ki.com](http://ki.com) or KI  
Fabrics & Finishes binder.

- D** Select I.V. pole (facing).
- |             |                                 |
|-------------|---------------------------------|
| <b>NS</b>   | - No pole                       |
| <b>LRFV</b> | - Left facing rear; add \$325   |
| <b>RFFV</b> | - Right facing front; add \$325 |
| <b>RRFV</b> | - Right facing rear; add \$325  |
- If optional magazine pouch is specified,  
only Left-facing-rear (LRFV) or No pole  
(NS) can be specified.

- E** Select catheter bag attachment hook (facing).

- |             |                              |
|-------------|------------------------------|
| <b>NCA</b>  | - No catheter attachment     |
| <b>LRCA</b> | - Left facing rear: add \$54 |

- RRCA** - Right facing rear; add \$54

- RFCA** - Right facing front; add \$54  
If optional I.V. pole is specified, catheter attachment can not be specified in the same location.

- F** Select magazine pouch.

- NMR** - No magazine pouch
- RFP** - Right side pouch (requires add'l fabric; matches arm); add \$207

- G** Select arm option.

- |            |                                |
|------------|--------------------------------|
| <b>WAC</b> | - Wood armcaps (pair)          |
| <b>PAC</b> | - Black poly (pair); add \$186 |

- SAC** - Solid surface armcaps; add \$730  
Solid surface armcap color is always Corian™ glacier white.

- H** Select wingback.

- NWB** - No wingback  
**WWB** - With wingback (requires add'l fabric): add \$781

- Wingback fabric will match back fabric selection.



Approx. Packaged Weight	Grade C.O.M.	Grade C	Grade D	Grade E & C.O.L.	Grade F	Grade G	Grade H	Grade I	Grade J	Grade K	Grade L Leather	Grade M Leather	Moisture Barrier add to list price
210.0#	\$ 5612	\$ 5846	\$ 5916	\$ 5995	\$ 6043	\$ 6147	\$ 6247	\$ 6376	\$ 6632	\$ 6886	\$ 7139	\$ 7649	\$ 150
210.0#	5700	5934	6004	6082	6131	6235	6335	6463	6720	6973	7226	7736	150

## INFORMATION

### Moisture Barrier

Moisture barrier is applied underneath the fabric cover as a means of protecting the foam.

### Kensington Maple Upcharge

Kensington Maple requires extended leadtimes.

Model  
Affina II Recliner \$25

### C.O.M. Requirements

C.O.M. yardage requirements listed above are based on plain goods 54" wide. If less than 54" wide or fabrics requiring matching (stripes, plaids, prints, large patterns), additional yardage will be needed. Consult C.O.M. matrix on the Ordering C.O.M. and C.O.L. page for additional yardage needed. For C.O.M. fabric sent to KI-High Point on multiple rolls, add an additional yard of fabric per roll to the yardage requirements.

### C.O.L. Requirements

Figure 18 sq. ft. of leather (C.O.L.) for each yard shown (i.e., 4.75 x 18 = 85.5 sq. ft.).

### Contrasting Upholstery

When contrasting fabric is chosen, price at highest in-grade.

### Minimum Fabric/Leather Quantity

Minimum order for fabric is 1 yard. Minimum order for leather is 1 hide (approximately 50 sq. ft.).

## SPECIAL SERVICES

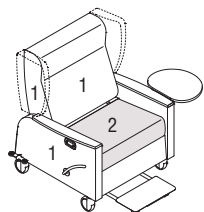
### Special Carton Marking

With specially marked information N/C

### Shipping

Shipped **assembled freight prepaid f.o.b. High Point, North Carolina 27263** factory. Freight class #250.

Specifications and prices are subject to change without prior notice.



**Recliner w/ Right Facing Laminate  
Side Articulating Tablet**

- 1 = Back, arms and footrest (Fabric Contrast 1) C.O.M. = 5.5 yd
  - 2 = Seat (Fabric Contrast 2) C.O.M. = 1.25 yd
- 
- Optional wings (Fabric Contrast 1) C.O.M. = 1.5 yd
  - Optional magazine pouch (Fabric Contrast 1) C.O.M. = .5 yd

[illegible]

- The absence of the ☐ indicates that no choice is required.
- Alpha-numeric characters in place of ☐ indicate that no other alternatives are available.

<b>NCA</b>	- No catheter attachment
<b>LRCA</b>	- Left facing rear; add \$54

Wingback fabric will match back fabric selection.

- Refer to color addendum at [ki.com](http://ki.com) or  
KI Fabrics & Finishes binder.



Approx. Packaged Weight	Grade C.O.M.	Grade C	Grade D	Grade E & C.O.L.	Grade F	Grade G	Grade H	Grade I	Grade J	Grade K	Grade L Leather	Grade M Leather	Moisture Barrier add to list price
210.0#	\$ 6046	\$ 6282	\$ 6351	\$ 6428	\$ 6478	\$ 6583	\$ 6684	\$ 6811	\$ 7065	\$ 7320	\$ 7575	\$ 8084	\$ 150
210.0#	6134	6370	6439	6516	6565	6670	6771	6899	7152	7408	7662	8172	150

## INFORMATION

### Moisture Barrier

Moisture barrier is applied underneath the fabric cover as a means of protecting the foam.

### Kensington Maple Upcharge

Kensington Maple requires extended leadtimes.

Model  
Affina II Recliner \$25

### C.O.M. Requirements

C.O.M. yardage requirements listed above are based on plain goods 54" wide. If less than 54" wide or fabrics requiring matching (stripes, plaids, prints, large patterns), additional yardage will be needed. Consult C.O.M. matrix on the Ordering C.O.M. and C.O.L. page for additional yardage needed. For C.O.M. fabric sent to KI-High Point on multiple rolls, add an additional yard of fabric per roll to the yardage requirements.

### C.O.L. Requirements

Figure 18 sq. ft. of leather (C.O.L.) for each yard shown (i.e., 4.75 x 18 = 85.5 sq. ft.).

### Contrasting Upholstery

When contrasting fabric is chosen, price at highest in-grade.

### Minimum Fabric/Leather Quantity

Minimum order for fabric is 1 yard. Minimum order for leather is 1 hide (approximately 50 sq. ft.).

## SPECIAL SERVICES

### Special Carton Marking

With specially marked information N/C

### Shipping

Shipped **assembled freight prepaid f.o.b. High Point, North Carolina 27263** factory. Freight class #250.

Specifications and prices are subject to change without prior notice.

Wingback fabric will match back fabric selection.

- I** Select wood finish color.  
Pick only if product has wood armcaps.  
Refer to color addendum at [ki.com](http://ki.com) or KI Fabrics & Finishes binder.
- J** Select laminate color.  
Refer to color addendum at [ki.com](http://ki.com) or KI Fabrics & Finishes binder.



Approx. Packaged Weight	Grade C.O.M.	Grade C	Grade D	Grade E & C.O.L.	Grade F	Grade G	Grade H	Grade I	Grade J	Grade K	Grade L Leather	Grade M Leather	Moisture Barrier add to list price
210.0#	\$ 6046	\$ 6282	\$ 6351	\$ 6428	\$ 6478	\$ 6583	\$ 6684	\$ 6811	\$ 7065	\$ 7320	\$ 7575	\$ 8084	\$ 150
210.0#	6134	6370	6439	6516	6565	6670	6771	6899	7152	7408	7662	8172	150

210.0#	\$ 6046	\$ 6282	\$ 6351	\$ 6428	\$ 6478	\$ 6583	\$ 6684	\$ 6811	\$ 7065	\$ 7320	\$ 7575	\$ 8084	\$ 150
210.0#	6134	6370	6439	6516	6565	6670	6771	6899	7152	7408	7662	8172	150

## INFORMATION

### Moisture Barrier

Moisture barrier is applied underneath the fabric cover as a means of protecting the foam.

### Kensington Maple Upcharge

Kensington Maple requires extended leadtimes.

Model  
Affina II Recliner \$25

### C.O.M. Requirements

C.O.M. yardage requirements listed above are based on plain goods 54" wide. If less than 54" wide or fabrics requiring matching (stripes, plaids, prints, large patterns), additional yardage will be needed. Consult C.O.M. matrix on the Ordering C.O.M. and C.O.L. page for additional yardage needed. For C.O.M. fabric sent to KI-High Point on multiple rolls, add an additional yard of fabric per roll to the yardage requirements.

### C.O.L. Requirements

Figure 18 sq. ft. of leather (C.O.L.) for each yard shown (i.e., 4.75 x 18 = 85.5 sq. ft.).

### Contrasting Upholstery

When contrasting fabric is chosen, price at highest in-grade.

### Minimum Fabric/Leather Quantity

Minimum order for fabric is 1 yard. Minimum order for leather is 1 hide (approximately 50 sq. ft.).

## SPECIAL SERVICES

### Special Carton Marking

With specially marked information N/C

### Shipping

Shipped **assembled freight prepaid f.o.b. High Point, North Carolina 27263** factory. Freight class #250.

Specifications and prices are subject to change without prior notice.

A line drawing of a mobile patient bed. The bed has a headboard, a mattress, and a footboard. The headboard and footboard are labeled with the number '1'. The mattress is labeled with the number '2'. The bed is mounted on four wheels. A side table is attached to the right side of the bed. A control panel is located on the left side of the bed frame.

Wingback fabric will match back fabric selection.

Refer to color addendum at [ki.com](http://ki.com) or  
KI Fabrics & Finishes binder.





Approx. Packaged Weight	Grade C.O.M.	Grade C	Grade D	Grade E & C.O.L.	Grade F	Grade G	Grade H	Grade I	Grade J	Grade K	Grade L Leather	Grade M Leather	Moisture Barrier add to list price
210.0#	\$ 6046	\$ 6282	\$ 6351	\$ 6428	\$ 6478	\$ 6583	\$ 6684	\$ 6811	\$ 7065	\$ 7320	\$ 7575	\$ 8084	\$ 150
210.0#	6134	6370	6439	6516	6565	6670	6771	6899	7152	7408	7662	8172	150

## INFORMATION

### Moisture Barrier

Moisture barrier is applied underneath the fabric cover as a means of protecting the foam.

### Kensington Maple Upcharge

Kensington Maple requires extended leadtimes.

Model  
Affina II Recliner \$25

### C.O.M. Requirements

C.O.M. yardage requirements listed above are based on plain goods 54" wide. If less than 54" wide or fabrics requiring matching (stripes, plaids, prints, large patterns), additional yardage will be needed. Consult C.O.M. matrix on the Ordering C.O.M. and C.O.L. page for additional yardage needed. For C.O.M. fabric sent to KI-High Point on multiple rolls, add an additional yard of fabric per roll to the yardage requirements.

### C.O.L. Requirements

Figure 18 sq. ft. of leather (C.O.L.) for each yard shown (i.e., 4.75 x 18 = 85.5 sq. ft.).

### Contrasting Upholstery

When contrasting fabric is chosen, price at highest in-grade.

### Minimum Fabric/Leather Quantity

Minimum order for fabric is 1 yard. Minimum order for leather is 1 hide (approximately 50 sq. ft.).

## SPECIAL SERVICES

### Special Carton Marking

With specially marked information N/C

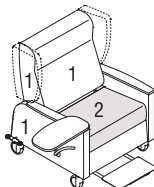
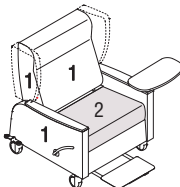
### Shipping

Shipped **assembled freight prepaid f.o.b. High Point, North Carolina 27263** factory. Freight class #250.

Specifications and prices are subject to change without prior notice.

# Affina® II

## Bariatric Recliner

			MODEL NUMBER										
	Features	COM	Basic Model	Non-Contrast or Fabric Contrast 1	Fabric Contrast 2	I.V. Pole	Catheter Attachment	Mag Pch.	Arm Cap	Wing back	Wood Finish	Ven. Color	
 <p>AFRL2</p> <p><b>Recliner w/ Left Facing Veneer Top Articulating Tablet</b></p> <ul style="list-style-type: none"><li>1 = Back, arms and footrest (Fabric Contrast 1) C.O.M. = 5.5 yd</li><li>2 = Seat (Fabric Contrast 2) C.O.M. = 1.25 yd</li></ul> <p>-----</p> <ul style="list-style-type: none"><li>Optional wings (Fabric Contrast 1) C.O.M. = 1.5 yd</li><li>Optional magazine pouch (Fabric Contrast 1) C.O.M. = .5 yd</li></ul>	Non-contrast	6.5 yd	ARIIBAR/NC/LFRT/VT	<input type="checkbox"/> <input type="checkbox"/> <input type="checkbox"/> <input type="checkbox"/>		<input type="checkbox"/> <input type="checkbox"/>	<input type="checkbox"/> <input type="checkbox"/> <input type="checkbox"/> <input type="checkbox"/>	<input type="checkbox"/> <input type="checkbox"/>	<input type="checkbox"/> <input type="checkbox"/>	<input type="checkbox"/> <input type="checkbox"/>	<input type="checkbox"/> <input type="checkbox"/>	<input type="checkbox"/> <input type="checkbox"/>	
	Contrast		ARIIBAR/FC/LFRT/VT	<input type="checkbox"/> <input type="checkbox"/> <input type="checkbox"/> <input type="checkbox"/>	<input type="checkbox"/> <input type="checkbox"/>	<input type="checkbox"/> <input type="checkbox"/>	<input type="checkbox"/> <input type="checkbox"/> <input type="checkbox"/> <input type="checkbox"/>	<input type="checkbox"/> <input type="checkbox"/>	<input type="checkbox"/> <input type="checkbox"/>	<input type="checkbox"/> <input type="checkbox"/>	<input type="checkbox"/> <input type="checkbox"/>	<input type="checkbox"/> <input type="checkbox"/>	
 <p>AFRL2</p> <p><b>Recliner w/ Right Facing Veneer Top Articulating Tablet</b></p> <ul style="list-style-type: none"><li>1 = Back, arms and footrest (Fabric Contrast 1) C.O.M. = 5.5 yd</li><li>2 = Seat (Fabric Contrast 2) C.O.M. = 1.25 yd</li></ul> <p>-----</p> <ul style="list-style-type: none"><li>Optional wings (Fabric Contrast 1) C.O.M. = 1.5 yd</li><li>Optional magazine pouch (Fabric Contrast 1) C.O.M. = .5 yd</li></ul>	Non-contrast	6.5 yd	ARIIBAR/NC/RFRT/VT	<input type="checkbox"/> <input type="checkbox"/> <input type="checkbox"/> <input type="checkbox"/>		<input type="checkbox"/> <input type="checkbox"/>	<input type="checkbox"/> <input type="checkbox"/> <input type="checkbox"/> <input type="checkbox"/>	<input type="checkbox"/> <input type="checkbox"/>	<input type="checkbox"/> <input type="checkbox"/>	<input type="checkbox"/> <input type="checkbox"/>	<input type="checkbox"/> <input type="checkbox"/>	<input type="checkbox"/> <input type="checkbox"/>	
	Contrast		ARIIBAR/FC/RFRT/VT	<input type="checkbox"/> <input type="checkbox"/> <input type="checkbox"/> <input type="checkbox"/>	<input type="checkbox"/> <input type="checkbox"/>	<input type="checkbox"/> <input type="checkbox"/>	<input type="checkbox"/> <input type="checkbox"/> <input type="checkbox"/> <input type="checkbox"/>	<input type="checkbox"/> <input type="checkbox"/>	<input type="checkbox"/> <input type="checkbox"/>	<input type="checkbox"/> <input type="checkbox"/>	<input type="checkbox"/> <input type="checkbox"/>	<input type="checkbox"/> <input type="checkbox"/>	

A

B

C

D

E

F

G

H

I

J

A

B

C

D

E

F

G

H

I

J

### HOW TO ORDER

Indicate the following information on order form:

- Quantity of each item.
- Model number, including options. See "How To Build a Model Number".
- Any special service required.

Note: • The ☐ indicates that a choice is required.

- The absence of the ☐ indicates that no choice is required.
- Alpha-numeric characters in place of ☐ indicate that no other alternatives are available.

### HOW TO BUILD A MODEL NUMBER

**A** Select basic model.

**B** Select non-contrast or fabric contrast 1.  
Refer to color addendum at ki.com or KI Fabrics & Finishes binder.

**C** Select fabric contrast 2.  
Refer to color addendum at ki.com or KI Fabrics & Finishes binder.

**D** Select I.V. pole (facing).  
**NS** - No pole  
**LRFIV** - Left facing rear; add \$325  
**RFFIV** - Right facing front; add \$325  
**RRFIV** - Right facing rear; add \$325  
 If optional magazine pouch is specified, only Left-facing-rear (LRFIV) or No pole (NS) can be specified.

**E** Select catheter bag attachment hook (facing).

**NCA** - No catheter attachment  
**LRCA** - Left facing rear; add \$54

**RFCA** - Right facing front; add \$54

**RRCA** - Right facing rear; add \$54  
 If optional I.V. pole is specified, catheter attachment can not be specified in the same location.

**F** Select magazine pouch.

**NMR** - No magazine pouch  
**RFP** - Right side pouch (requires add'l fabric; matches arm); add \$207

**G** Select arm option.

**WAC** - Wood armcaps (pair)  
**PAC** - Black poly (pair); add \$186  
**SAC** - Solid surface armcaps; add \$730  
 Solid surface armcap color is always Corian™ glacier white.

**H** Select wingback.

**NWB** - No wingback  
**WWB** - With wingback (requires add'l fabric); add \$781

Wingback fabric will match back fabric selection.

**I** Select wood finish color.

Pick only if product has wood armcaps.  
 Refer to color addendum at ki.com or KI Fabrics & Finishes binder.

**J** Select veneer color.

Refer to color addendum at ki.com or KI Fabrics & Finishes binder.



Approx. Packaged Weight	Grade C.O.M.	Grade C	Grade D	Grade E & C.O.L.	Grade F	Grade G	Grade H	Grade I	Grade J	Grade K	Grade L Leather	Grade M Leather	Moisture Barrier add to list price
210.0#	\$ 6046	\$ 6282	\$ 6351	\$ 6428	\$ 6478	\$ 6583	\$ 6684	\$ 6811	\$ 7065	\$ 7320	\$ 7575	\$ 8084	\$ 150
210.0#	6134	6370	6439	6516	6565	6670	6771	6899	7152	7408	7662	8172	150

210.0#	\$ 6046	\$ 6282	\$ 6351	\$ 6428	\$ 6478	\$ 6583	\$ 6684	\$ 6811	\$ 7065	\$ 7320	\$ 7575	\$ 8084	\$ 150
210.0#	6134	6370	6439	6516	6565	6670	6771	6899	7152	7408	7662	8172	150

## INFORMATION

### Moisture Barrier

Moisture barrier is applied underneath the fabric cover as a means of protecting the foam.

### Kensington Maple Upcharge

Kensington Maple requires extended leadtimes.

Model  
Affina II Recliner \$25

### C.O.M. Requirements

C.O.M. yardage requirements listed above are based on plain goods 54" wide. If less than 54" wide or fabrics requiring matching (stripes, plaids, prints, large patterns), additional yardage will be needed. Consult C.O.M. matrix on the Ordering C.O.M. and C.O.L. page for additional yardage needed. For C.O.M. fabric sent to KI-High Point on multiple rolls, add an additional yard of fabric per roll to the yardage requirements.

### C.O.L. Requirements

Figure 18 sq. ft. of leather (C.O.L.) for each yard shown (i.e., 4.75 x 18 = 85.5 sq. ft.).

### Contrasting Upholstery

When contrasting fabric is chosen, price at highest in-grade.

### Minimum Fabric/Leather Quantity

Minimum order for fabric is 1 yard. Minimum order for leather is 1 hide (approximately 50 sq. ft.).

## SPECIAL SERVICES

### Special Carton Marking

With specially marked information N/C

### Shipping

Shipped **assembled freight prepaid f.o.b. High Point, North Carolina 27263** factory. Freight class #250.

Specifications and prices are subject to change without prior notice.

A series of horizontal lines of varying lengths, creating a striped effect on the left side of the page.

KI  
1330 Bellevue Street  
P.O. Box 8100  
Green Bay, Wisconsin 54308-8100  
1-800-424-2432  
[www.ki.com](http://www.ki.com)

KI and Furnishing Knowledge  
are registered trademarks  
of Krueger International, Inc.

© 2013 KI  
All Rights Reserved.  
Litho in USA.  
Code KI-11591/KI/PDF/213