

Answer Beam and Answer Fence Specification Guide

Availability

Electronic price list updated with release 200.G (U.S.) and 156.G (Canada), dated June 19, 2023.

All specifications subject to change without notice. Reference the electronic catalog/Hedberg for current pricing.

Transitional products in this specification guide are **maintained for existing customers only** and are likely to be phased out over time. These products are indicated with a . Products that are scheduled to be culled are indicated with an , followed by the last order entry date.

Surface Materials

The surface materials team has announced the launch of the Finish Library, found at <https://finishlibrary.steelcase.com/>.

► For a list of all trademarks, refer to the last page of this specification guide. © 2023 Steelcase Inc.

Answer Beam

Specifying 195

Answer Fence

Specifying 421

Surface Materials

447

Specifying Answer Beam

Answer Beam Structure	197
Answer Beam Skins	219
Answer Beam Power	231
Boundary, Worksurface, and Beam Screens	251
Universal System Worksurfaces and Supports	283
Stanchions, and Accessories	371

Specifying Answer Beam Structure

Junctions

In-Line Beam Junction	198
L and T Beam Junctions	199
X Beam Junction	200
End-of-Run Beam Junction	201
V and Y Beam Junctions	202
L Beam-to-Panel Change-of-Height Junctions	203
T Beam-to-Panel Change-of-Height Junctions	204
X Beam-to-Panel Change-of-Height Junctions	205
Brackets	206

Trim

End-of-Run Vertical Beam Trim and Cap Package	207
L and T Vertical Beam Trims	208
V Vertical Beam Trim	209
L and T Beam-to-Panel Change-of-Height Trims	210
X Beam-to-Panel Change-of-Height Trims	211

Beam Junction Elements

Beam Junction Post	212
Junction Blocks	212
Gripper Glide Caps	212
Inside Corner Light Seals	213
Beam Junction Caps	213

Beam Horizontal Frame Packages 214

Base Trims and Open Base Conversion Kits 215

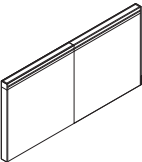
Beam Top Cap Rails 217

Panel and Beam Foot 218

In-Line Beam Junction



Tip: In-line beam junctions do not require junction cap or vertical trim.



Standard Includes	Required to Specify
-------------------	---------------------

- | | |
|---------------------------------------------|---------------------------------------------|
| ► Need help?
Product details,
page 14 | • Junction
• Aligner

Style number |
|---------------------------------------------|---------------------------------------------|

Specification Information		
---------------------------	--	--

Height	Style Number	U.S. Price
28½"	TSB28IJ	\$110

L and T Beam Junctions

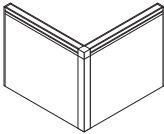
Tip: Paint finish selection for vertical trim and junction cap can be different.

Standard Includes		Required to Specify
► Need help? Product details, page 14	<ul style="list-style-type: none">JunctionInside corner light seal(s)Vertical trim: paint price group 1Junction cap: paint	1 Style number 2 Paint color number for trim 3 Paint color number for junction cap 4 Options, if selected (see below) ► See <i>Surface Materials</i> , page 448.

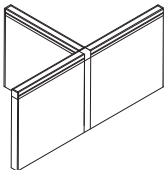
Options	U.S. Price	Required to Specify
Surface Materials		
Trim		
<ul style="list-style-type: none">Paint price group 1Paint price group 2Paint price group 3	No cost +\$16 +\$34	Specify paint color number. Specify paint color number. Specify paint color number.

Specification Information		
• Height	• Style Number	• U.S. Base Price
•	•	•
•	•	•
•	•	•
•	•	•

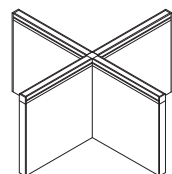
L Beam Junction		
28½"	TSB28LJ	\$242
•	•	•



T Beam Junction		
28½"	TSB28TJ	\$242
•	•	•



X Beam Junction



Standard Includes		Required to Specify
► Need help? Product details, page 14	<ul style="list-style-type: none"> • Junction • Inside corner light seals • Junction cap: paint 	1 Style number 2 Paint color number for junction cap ► See <i>Surface Materials</i> , page 448.
Specification Information		
• Height	• Style Number	• U.S. Price
28½"	TSB28XJ	\$242

End-of-Run Beam Junction



Tip: Omit trim on end-of-run beam junction when connecting a beam end-of-run boundary screen.

Tip: Paint finish selection for vertical trim and end cap can be different.

Standard Includes	Required to Specify
<div><div>▶ Need help? Product details, page 14</div><div><ul style="list-style-type: none">• Junction• Vertical trim: paint price group 1• Beam end cap: paint</div></div>	<div><div>1 Style number</div><div>2 Paint color number for trim</div><div>3 Paint color number for junction cap</div><div>4 Options, if selected (see below)</div><div>▶ See <i>Surface Materials</i>, page 448.</div></div>

Options	U.S. Price	Required to Specify
<div><div>Surface Materials</div><div>Trim<ul style="list-style-type: none">• Paint price group 1• Paint price group 2• Paint price group 3</div></div>	<div>No cost</div> <div>+\$16</div> <div>+\$34</div>	<div>Specify paint color number.</div> <div>Specify paint color number.</div> <div>Specify paint color number.</div>
<div>Trim<ul style="list-style-type: none">• Omit trim</div>	<div>-\$82</div>	<div>Specify <i>with omit trim</i>.</div>

Specification Information		
Height	Style Number	U.S. Base Price
28½"	TSB28EJ	\$155

V and Y Beam Junctions

Standard Includes	Required to Specify
<ul style="list-style-type: none"> Need help? Product details, page 14 Junction Vertical trim on V junction: paint price group 1 Junction cap: paint 	<ul style="list-style-type: none"> 1 Style number 2 Paint color number for trim on V junction 3 Paint color number for junction cap on V and Y junction 4 Options, if selected (see below) <p>► See <i>Surface Materials</i>, page 448.</p>

Tip: Paint finish selection for vertical trim and junction cap on V junction can be different.

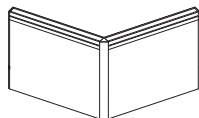
Options	U.S. Price	Required to Specify
Surface Materials <ul style="list-style-type: none"> Trim on V junction Paint price group 1 Paint price group 2 Paint price group 3 	No cost +\$16 +\$34	Specify paint color number. Specify paint color number. Specify paint color number.

Specification Information

Height	Style Number	U.S. Base Price
:	:	:

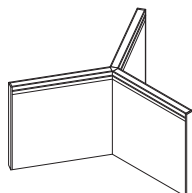
V Junction

28½"	TSB28VJ	\$367
:	:	:



Y Junction

28½"	TSB28YJ	\$367
:	:	:



L Beam-to-Panel Change-of-Height Junctions

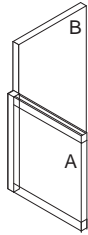
L Beam-to-Panel
Change-of-Height
Junctions

Tip: Remember to specify necessary junction cap and aligners if the omit trim option is selected.

Tip: L beam-to-panel change-of-height connections are handed due to the handedness of the junction cap. The correct handed L beam-to-panel change-of-height junction style number should be specified.

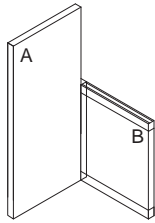
Tip: Omit trim option omits all vertical and change-of-height trim.

Tip: Paint finish selection for vertical trim and junction cap can be different.



Tip: Junction includes:

- Right hand L beam-to-panel change-of-height junction
- Inside corner light seal
- L vertical beam trim
- End-of-run change-of-height trim
- Right hand L beam-to-panel change-of-height junction cap
- Aligners



Tip: Junction includes:

- Left hand L beam-to-panel change-of-height junction
- Inside corner light seal
- L vertical beam trim
- End-of-run change-of-height trim
- Left hand L beam-to-panel change-of-height junction cap
- Aligners

Standard Includes		Required to Specify	
▶ Need help? Product details, page 20	<ul style="list-style-type: none">• Junction• Inside corner light seal• Vertical trim: paint price group 1• Junction cap: paint• Beam L vertical trim• Aligner	1 Style number 2 Paint color number for trim 3 Paint color number for junction cap 4 Options, if selected (see below) ▶ See <i>Surface Materials</i> , page 448.	
Options		U.S. Price	Required to Specify
Surface Materials	Trim <ul style="list-style-type: none">• Paint price group 1• Paint price group 2• Paint price group 3	No cost +\$16 +\$34	Specify paint color number. Specify paint color number. Specify paint color number.
Trim	<ul style="list-style-type: none">• Omit trim	Prices below	Specify <i>with omit trim</i> .
Specification Information			
Corresponding Panel Height	Style Number	U.S. Base Price	Option (Add \$ to Base Price)
A	B		Omit Trim

Right-Handed L Beam-to-Panel Change-of-Height Junctions

28½"	36"	TSB2QCLJ	\$611	-\$177.00
28½"	42"	TSB24CLJ	\$611	-\$177.00
28½"	48"	TSB28CLJ	\$611	-\$177.00
28½"	54"	TSB25CLJ	\$626	-\$180.00
28½"	66"	TSB26CLJ	\$626	-\$180.00
⋮	⋮	⋮	⋮	⋮

Left-Handed L Beam-to-Panel Change-of-Height Junctions

36"	28½"	TSBQ2CLJ	\$611	-\$177.00
42"	28½"	TSB42CLJ	\$611	-\$177.00
48"	28½"	TSB82CLJ	\$611	-\$177.00
54"	28½"	TSB52CLJ	\$626	-\$180.00
66"	28½"	TSB62CLJ	\$626	-\$180.00
⋮	⋮	⋮	⋮	⋮

T Beam-to-Panel Change-of-Height Junctions

	Standard Includes	Required to Specify
► Need help? Product details, page 20	<ul style="list-style-type: none"> Junction Inside corner light seals Vertical trim: paint price group 1 Junction cap: paint T vertical beam trim Aligners 	1 Style number 2 Paint color number for trim 3 Paint color number for junction cap 4 Options, if selected (see below) ► See <i>Surface Materials</i> , page 448.

	Options	U.S. Price	Required to Specify
Surface Materials	Trim <ul style="list-style-type: none"> Paint price group 1 Paint price group 2 Paint price group 3 	No cost +\$16 +\$34	Specify paint color number. Specify paint color number. Specify paint color number.
Trim	<ul style="list-style-type: none"> Omit trim 	Prices below	Specify <i>with omit trim</i> .

Tip: Omit trim option omits all vertical and change-of-height trim.

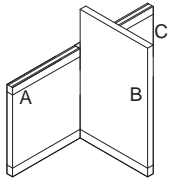
Tip: Remember to specify necessary junction cap and aligners if the omit trim option is selected.

Tip: Paint finish selection for vertical trim and junction cap can be different.

Specification Information

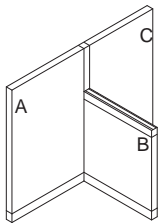
Corresponding Panel Height	Style Number	U.S. Base Price	Option (Add \$ to Base Price)
A B C			Omit Trim

28½"	36"	28½"	TSB2Q2CTJ	\$716	-\$177.00
28½"	42"	28½"	TSB242CTJ	\$716	-\$177.00
28½"	48"	28½"	TSB282CTJ	\$716	-\$177.00
28½"	54"	28½"	TSB252CTJ	\$732	-\$180.00
28½"	66"	28½"	TSB262CTJ	\$732	-\$180.00



Tip: Junction includes:

- T beam-to-panel change-of-height junction
- Inside corner light seal(s)
- T vertical trim
- End-of-run change-of-height trim
- Aligners



Tip: Junction includes:

- T beam-to-panel change-of-height junction
- Inside corner light seal(s)
- T beam vertical trim
- T change-of-height trim
- Aligners

36"	28½"	36"	TSBQ2QCTJ	\$716	-\$177.00
42"	28½"	42"	TSB424CTJ	\$716	-\$177.00
48"	28½"	48"	TSB828CTJ	\$716	-\$177.00
54"	28½"	54"	TSB525CTJ	\$732	-\$180.00
66"	28½"	66"	TSB626CTJ	\$732	-\$180.00

X Beam-to-Panel Change-of-Height Junctions

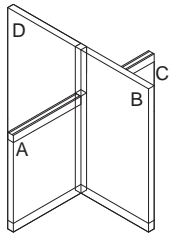
X Beam-to-Panel
Change-of-Height
Junctions

Standard Includes	Required to Specify
<p>► Need help? Product details, page 20</p> <ul style="list-style-type: none"> • Junction • Inside corner light seals • Vertical trim: paint price group 1 • Junction cap: paint • Aligners 	<p>1 Style number 2 Paint color number for trim 3 Paint color number for junction cap 4 Options, if selected (see below) ► See <i>Surface Materials</i>, page 448.</p>

Options	U.S. Price	Required to Specify
<p>Surface Materials</p> <p>Trim</p> <ul style="list-style-type: none"> • Paint price group 1 • Paint price group 2 • Paint price group 3 	<p>No cost +\$16 +\$34</p>	<p>Specify paint color number. Specify paint color number. Specify paint color number.</p>
<p>Trim</p> <ul style="list-style-type: none"> • Omit trim 	Prices below	Specify <i>with omit trim</i> .

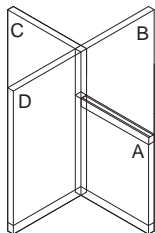
Tip: Omit trim option omits all change-of-height trim.

Tip: Remember to specify necessary junction cap and aligners if the omit trim option is selected.



Tip: Junction includes:

- X beam-to-panel change-of-height junction
- Two T beam-to-panel change-of-height trims
- 90° junction cap
- Aligners



Tip: Junction includes:

- X beam-to-panel change-of-height junction
- Inside corner light seals
- T change-of-height trim
- 90° junction cap
- Aligners

Specification Information						
Corresponding Panel Height				Style Number	U.S. Base Price	Option (Add \$ to Base Price)
A	B	C	D			Omit Trim
28½"	36"	28½"	36"	TSB2Q2QCXJ	\$716	–\$172.00
28½"	42"	28½"	42"	TSB2424CXJ	\$716	–\$172.00
28½"	48"	28½"	48"	TSB2828CXJ	\$716	–\$172.00
28½"	54"	28½"	54"	TSB2525CXJ	\$732	–\$177.00
28½"	66"	28½"	66"	TSB2626CXJ	\$732	–\$177.00
28½"	36"	36"	36"	TSB2QQQCXJ	\$716	–\$172.00
28½"	42"	42"	42"	TSB2444CXJ	\$716	–\$172.00
28½"	48"	48"	48"	TSB2888CXJ	\$716	–\$172.00
28½"	54"	54"	54"	TSB2555CXJ	\$732	–\$177.00
28½"	66"	66"	66"	TSB2666CXJ	\$732	–\$177.00

Brackets

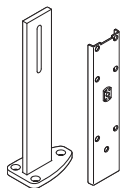
Floor Anchor Bracket



Tip: Floor anchor bolts are not included.

Standard Includes		Required to Specify
► Need help? Product details, page 15	• Two-piece floor anchor bracket: black paint only	Style number
Specification Information		
• Style Number	• U.S. Price	
• CBRKTS	\$63	

Junction Stabilizer Brackets



Tip: Junction stabilizer bracket blocks power routing in the base and just above the base areas. Lay-in cable routing in the base is also blocked by the bracket.

Standard Includes		Required to Specify
► Need help? Product details, page 15	• Bracket: black paint only	Style number
Specification Information		
• Height	• Style Number	• U.S. Price
• 10½"	• TS7SBNJ	\$113

End-of-Run Vertical Beam Trim and Cap Package

End-of-Run Vertical Beam
Trim and Cap Package



Tip: Paint finish selection for vertical trim and junction cap can be different.

Standard Includes		Required to Specify	
▶ Need help? Product details, page 17	<ul style="list-style-type: none">Vertical trim: paint price group 1Junction cap: paint	1 Style number	2 Paint color number for trim
		3 Paint color number for junction cap	4 Options, if selected (see below)
		▶ See <i>Surface Materials</i> , page 448.	

Options	U.S. Price	Required to Specify	
Surface Materials	Trim		
	<ul style="list-style-type: none">Paint price group 1Paint price group 2Paint price group 3	No cost	Specify paint color number.
		+\$16	Specify paint color number.
		+\$34	Specify paint color number.

Specification Information		
Height	Style Number	U.S. Base Price
28½"	TSB28EVTP	\$113

L and T Vertical Beam Trims

Standard Includes		Required to Specify
► Need help? Product details, page 17	• Trim: paint price group 1	1 Style number 2 Paint color number for trim 3 Options, if selected (see below) ► See <i>Surface Materials</i> , page 448.

	Options	U.S. Price	Required to Specify
Surface Materials	• Paint price group 1	No cost	Specify paint color number.
	• Paint price group 2	+\$16	Specify paint color number.
	• Paint price group 3	+\$34	Specify paint color number.

Specification Information		
• Height	• Style Number	• U.S. Base Price
•	•	•
•	•	•
•	•	•

L Vertical Trim

28½"	TSB28LVT	\$97
•	•	•
•	•	•

T Vertical Trim

28½"	TSB28TVT	\$97
•	•	•
•	•	•



V Vertical Beam Trim

V Vertical Beam Trim



Standard Includes		Required to Specify
► Need help? Product details, page 18	• Trim: paint price group 1	1 Style number 2 Paint color number for trim 3 Options, if selected (see below) ► See <i>Surface Materials</i> , page 448.

Options	U.S. Price	Required to Specify
Surface Materials	• Paint price group 1 • Paint price group 2 • Paint price group 3	No cost +\$16 +\$34 Specify paint color number. Specify paint color number. Specify paint color number.

Specification Information		
• Height	• Style Number	• U.S. Base Price
28½"	TSB28VVT	\$120

Change-of-Height Trims

Standard Includes	Required to Specify
<p>► Need help? Product details, page 20</p> <ul style="list-style-type: none"> Trim: paint price group 1 	<p>1 Style number 2 Paint color number for trim 3 Options, if selected (see below) ► See <i>Surface Materials</i>, page 448.</p>

Options	U.S. Price	Required to Specify
Surface Materials <ul style="list-style-type: none"> Paint price group 1 Paint price group 2 Paint price group 3 	No cost +\$16 +\$34	Specify paint color number. Specify paint color number. Specify paint color number.

Specification Information		
Corresponding Panel Height	Style Number	U.S. Base Price

Change-of-Height Trim for L Beam-to-Panel Change-of-Height Junctions

28"	36"	TSB2QCLCHT	\$90
28"	42"	TSB24CLCHT	\$90
28"	48"	TSB28CLCHT	\$90
28"	54"	TSB25CLCHT	\$97
28"	60"	TSB20CLCHT	\$97
28"	66"	TSB26CLCHT	\$97

Change-of-Height Trim for T Beam-to-Panel Change-of-Height Junctions

28"	36"	28"	TSB2Q2CTCHT	\$90
28"	42"	28"	TSB242CTCHT	\$90
28"	48"	28"	TSB282CTCHT	\$97
28"	54"	28"	TSB252CTCHT	\$90
28"	60"	28"	TSB202CTCHT	\$97
28"	66"	28"	TSB262CTCHT	\$97
36"	28"	36"	TSBQ2QCTCHT	\$90
42"	28"	42"	TSB424CTCHT	\$90
48"	28"	48"	TSB828CTCHT	\$97
54"	28"	54"	TSB525CTCHT	\$97
60"	28"	60"	TSB020CTCHT	\$90
66"	28"	66"	TSB626CTCHT	\$97

► Specification Information, continued on next page

► Specification Information, continued from previous page

Specification Information			
Corresponding Panel Height		Style Number	U.S. Base Price
Change-of-Height Trim for X Beam-to-Panel Change-of-Height Junctions, continued			
28"	36"	TSB2QCXCHT	\$90
28"	42"	TSB24CXCHT	\$90
28"	48"	TSB28CXCHT	\$90
28"	54"	TSB25CXCHT	\$97
28"	60"	TSB20CXCHT	\$97
28"	66"	TSB26CXCHT	\$97
.	.	.	.

Beam Junction Elements

Beam Junction Post



Tip: Junction post can be used at an end-of-run configuration or to change a junction application between an L, T, X, V, or Y.

Standard Includes		Required to Specify
▶ Need help? Product details, page 16	• Junction post	Style number
Specification Information		
• Height	• Style Number	• U.S. Price
28½"	TSB28JP	\$73

Junction Blocks

Tip: When using 120° corner junction blocks with Answer beam junctions, washers must be added between the block and the junction. Washer available through Service Parts.



Standard Includes		Required to Specify	
Need help? Product details, page 16	<ul style="list-style-type: none">• Junction blocks• Fasteners	Style number	
Specification Information			
• Application	• Package Quantity	• Style Number	• U.S. Price
90°	3	TS790JB3	\$ 48
90°	4	TS790JB4	\$ 63
90°	5	TS790JB5	\$ 81
120°	3	TS7120JB3	\$ 73
120°	4	TS7120JB4	\$ 97
120°	5	TS7120JB5	\$120

Gripper Glide Caps



Standard Includes		Required to Specify
▶ Need help? Product details, page 15	• Package of 10 gripper glide caps: soft black plastic only	Style number
Specification Information		
• Style Number	• U.S. Price	
TS7GGC10	\$63	

Inside Corner Light Seals



Tip: Inside corner light seals can be field cut for use on beam junctions.

Standard Includes		Required to Specify
► Need help? Product details, page 18	• Inside corner light seal, package of four: black plastic	Style number
Specification Information		
Height	Style Number	U.S. Price
54"	TS754ICLS	\$31
66"	TS766ICLS	\$31
78"	TS778ICLS	\$31

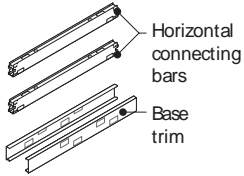
Beam Junction Caps

Tip: Change-of-height junction caps are used with beam-to-panel connections.

Standard Includes		Required to Specify
► Need help? Product details, page 16	• Junction cap: paint	1 Style number 2 Paint color number for junction cap ► See <i>Surface Materials</i> , page 448.
Specification Information		
Corresponding Panel Application	Style Number	U.S. Price
Junction Caps		
L	TSBLJC	\$17
T	TSBTJC	\$17
V	TSBVJC	\$17
Y	TSBYJC	\$17
X	TSBXJC	\$17
Change-of-Height Junction Caps		
L right hand	TSBLJCCHR	\$17
L left hand	TSBLJCCHL	\$17
T	TSBTJCCH	\$17



Beam Horizontal Frame Packages



Tip: You must order vertical junctions separately to complete your frame.

► Pages 198–202

Tip: Remember to omit base trim(s) when using skins to the floor.

Tip: Omit base trim and separately specify hardware base trims when accessing hardwire power in the base.

Tip: Beam top cap rail is ordered separately.

Tip: When open base trim or big open base option is selected, both base trims are omitted.

Tip: Base cable tray cannot be used if open base or big open base is selected, or if omit base trim is selected for one or both sides of beam.

Tip: Remember to order skins to complete the beam.

► Page 219

Standard Includes

- Need help? Product details, page 26
- Base trim with knockouts: paint price group 1
- Two horizontal connecting bars: black paint only

Required to Specify

- 1 Style number
 - 2 Paint color number for trim
 - 3 Options, if selected (see below)
- See *Surface Materials*, page 448.

	Options	U.S. Price	Required to Specify
Surface Materials	<ul style="list-style-type: none"> • Paint price group 1 • Paint price group 2 • Paint price group 3 	No cost +\$16 +\$34	Specify paint color number. Specify paint color number. Specify paint color number.
Base Trim	<ul style="list-style-type: none"> • Knockouts one side, plain one side (24"W to 72"W) • Plain both sides (24"W to 72"W) • Omit one side, knockouts one side, 24"W to 36"W • Omit one side, knockouts one side, 42"W to 48"W • Omit one side, knockouts one side, 60"W to 72"W • Omit one side, plain one side, 24"W to 36"W • Omit one side, plain one side, 42"W to 48"W • Omit one side, plain one side, 60"W to 72"W • Omit both sides, 24"W to 36"W • Omit both sides, 42"W to 48"W • Omit both sides, 60"W to 72"W 	No cost No cost –\$ 3 –\$ 4 –\$ 5 –\$ 3 –\$ 4 –\$ 5 –\$ 6 –\$ 8 –\$10	Specify with knockouts one side, plain one side. Specify with plain both sides. Specify with omit one side, knockouts one side. Specify with omit one side, knockouts one side. Specify with omit one side, knockouts one side. Specify with omit one side, plain one side. Specify with omit one side, plain one side. Specify with omit one side, plain one side. Specify with omit both sides. Specify with omit both sides. Specify with omit both sides.
Open Base Trim	<ul style="list-style-type: none"> • Open base 	No cost	Specify with open base.
Big Open Base	<ul style="list-style-type: none"> • Big open base 	+\$98	Specify with big open base.
Cable Tray	<ul style="list-style-type: none"> • Cable tray 	No cost	Specify with cable tray.
Base Cable Tray	<ul style="list-style-type: none"> • Base cable tray 	+\$ 5	Specify with base cable tray.

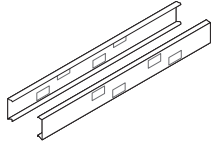
Specification Information

Width	Style Number	U.S. Base Price
24"	TSB24HF	\$120
30"	TSB30HF	\$129
36"	TSB36HF	\$136
42"	TSB42HF	\$157
48"	TSB48HF	\$165
60"	TSB60HF	\$209
72"	TSB72HF	\$288
:	:	:

Base Trims and Open Base Conversion Kits

Base Trims and Open Base
Conversion Kits

Base Trims



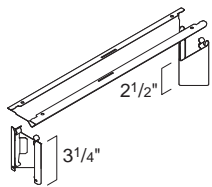
Standard Includes	Required to Specify
<ul style="list-style-type: none"> Need help? Product details, page 26 Base trim with knockouts: paint 	<ul style="list-style-type: none"> 1 Style number 2 Paint color number for trim 3 Options, if selected (see below) ▶ See <i>Surface Materials</i>, page 448.

Options	U.S. Price	Required to Specify
Base Trim <ul style="list-style-type: none"> Plain 	No cost	Specify <i>with no knockouts</i> .

Specification Information

Width	Style Number	U.S. Price
24"	TS724BT	\$29
30"	TS730BT	\$32
36"	TS736BT	\$34
42"	TS742BT	\$35
48"	TS748BT	\$36
60"	TS760BT	\$44
72"	TS772BT	\$47
:	:	:

Open Base Conversion Kits



Standard Includes	Required to Specify
<ul style="list-style-type: none"> Need help? Product details, page 26 Trim: paint 	<ul style="list-style-type: none"> 1 Style number 2 Paint color number for trim ▶ See <i>Surface Materials</i>, page 448.

Specification Information

Width	Style Number	U.S. Price
24"	TS724OBK	\$57
30"	TS730OBK	\$60
36"	TS736OBK	\$63
42"	TS742OBK	\$66
48"	TS748OBK	\$72
60"	TS760OBK	\$76
72"	TS772OBK	\$83
:	:	:

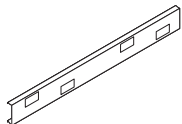
Base Trims and Open Base Conversion Kits, continued

Big Open Base Trim Package



Standard Includes		Required to Specify	
<p>► Need help? Product details, page 26</p>	<ul style="list-style-type: none"> Two inside vertical trim: paint price group 1 	1 Style number 2 Paint color number for trim 3 Options, if selected (see below) ► See <i>Surface Materials</i> , page 448.	
Options		U.S. Price	Required to Specify
Surface Materials	• Paint price group 1	No cost	Specify paint color number.
	• Paint price group 2	+\$16	Specify paint color number.
	• Paint price group 3	+\$34	Specify paint color number.
Specification Information			
Style Number	U.S. Base Price		
TSBBOBTRM	\$106		

Hardwire Base Trim




Standard Includes		Required to Specify
<ul style="list-style-type: none">• Base trim with knockouts for hardwired power kit: paint		1 Style number 2 Paint color number from trim ▶ See <i>Surface Materials</i> , page 448.

Specification Information		
• Width	• Style Number	• U.S. Price
24"	TS724BTH	\$29
30"	TS730BTH	\$32
36"	TS736BTH	\$34
42"	TS742BTH	\$35
48"	TS748BTH	\$36
60"	TS760BTH	\$44
72"	TS772BTH	\$47

Beam Top Cap Rails

Beam Top
Cap Rails



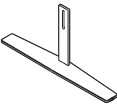
Tip: Beam top cap rails 48" to 96" width span Answer beam in-line junctions.

► See page 28 for configurations.

Standard Includes		Required to Specify
► Need help? Product details, page 28	• Top cap rail: clear anodized aluminum	Style number

Specification Information		
Width	Style Number	U.S. Price
24"	TSB24TC	\$385
30"	TSB30TC	\$391
36"	TSB36TC	\$400
42"	TSB42TC	\$409
48"	TSB48TC	\$443
54"	TSB54TC	\$472
60"	TSB60TC	\$493
66"	TSB66TC	\$517
72"	TSB72TC	\$549
78"	TSB78TC	\$586
84"	TSB84TC	\$606
90"	TSB90TC	\$655
96"	TSB96TC	\$659
:	:	:

Panel and Beam Foot



Standard Includes		Required to Specify
► Need help? Product details, page 30	<ul style="list-style-type: none">Panel and beam foot: paint price group 1Attachment hardware	1 Style number 2 Paint color number for panel and beam foot 3 Options, if selected (see below) ► See <i>Surface Materials</i> , page 448.

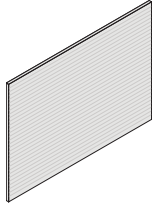
	Options	U.S. Price	Required to Specify
Surface Materials	• Paint price group 1	No cost	Specify paint color number.
	• Paint price group 2	+\$16	Specify paint color number.
	• Paint price group 3	+\$34	Specify paint color number.

Specification Information	
• Style Number	• U.S. Base Price
TS7PF	\$380

Specifying Answer Beam Skins

Fabric-Covered Beam Skins	220
Fabric-Covered Beam Skins To The Floor	221
Fabric-Covered Beam Skins Big Open Base	222
Steel Beam Skins	223
Steel Beam Skins To The Floor	224
Steel Beam Skins Big Open Base	225
Laminate Beam Skins	226
Laminate Beam Skins To The Floor	227
Wood Beam Skins	228
Wood Beam Skins To The Floor	229

Fabric-Covered Beam Skins



Tip: 72"W fabric-covered beam skins accommodate fabric in the horizontal direction only.

Tip: For further information about fabric direction, see page 454.

Standard Includes		Required to Specify
► Need help? Product details, page 36	<ul style="list-style-type: none">• 21¹/₁₆"H tackable acoustical beam skin, fabric direction with horizontal application, if selected: fabric price group 1	1 Style number 2 Fabric color number for skin surface 3 Options, if selected (see below) ► See <i>Surface Materials</i> , page 448.

Options	U.S. Price	Required to Specify
Surface Materials		
<ul style="list-style-type: none">• Fabric price group A	–\$ 4	Specify fabric color number.
<ul style="list-style-type: none">• Fabric price group 1	No cost	Specify fabric color number.
<ul style="list-style-type: none">• Fabric price group 2	+\$ 31	Specify fabric color number.
<ul style="list-style-type: none">• Fabric price group 3	+\$ 53	Specify fabric color number.
<ul style="list-style-type: none">• Fabric price group 4	+\$ 78	Specify fabric color number.
<ul style="list-style-type: none">• Fabric price group 5	+\$124	Specify fabric color number.
<ul style="list-style-type: none">• Fabric price group 6	+\$166	Specify fabric color number.
<ul style="list-style-type: none">• Fabric price group 7	+\$215	Specify fabric color number.
<ul style="list-style-type: none">• Fabric price group COM	+\$ 23	Specify fabric color number.

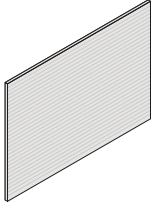
Fabric direction on 24"W-60"W panels		
<ul style="list-style-type: none">• Vertical application	No cost	Specify <i>with vertical application</i> .

Specification Information

Width	Style Number	U.S. Base Price
24"	TSB24TK	\$160
30"	TSB30TK	\$172
36"	TSB36TK	\$182
42"	TSB42TK	\$193
48"	TSB48TK	\$208
60"	TSB60TK	\$238
72"	TSB72TK	\$264

Fabric-Covered Beam Skins To The Floor

Fabric-Covered Beam Skins
To The Floor



Tip: Remember to omit base trim(s) on a horizontal frame package when using a beam skin to the floor.

Tip: 72"W fabric-covered beam skins accommodate fabric in the horizontal direction only.

Tip: For further information about fabric direction, see page 454.

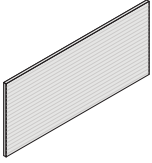
Standard Includes		Required to Specify
► Need help? Product details, page 36	<ul style="list-style-type: none"> 24$\frac{7}{8}$"H beam skins, fabric direction with horizontal application, if selected: fabric price group 1 	1 Style number 2 Fabric color number for skin surface 3 Options, if selected (see below) ► See <i>Surface Materials</i> , page 448.

Surface Materials	Options	U.S. Price	Required to Specify
	<ul style="list-style-type: none"> Fabric price group A Fabric price group 1 Fabric price group 2 Fabric price group 3 Fabric price group 4 Fabric price group 5 Fabric price group 6 Fabric price group 7 Fabric price group COM 	–\$ 4 No cost +\$ 31 +\$ 53 +\$ 78 +\$124 +\$166 +\$215 +\$ 23	Specify fabric color number. Specify fabric color number. Specify fabric color number. Specify fabric color number. Specify fabric color number. Specify fabric color number. Specify fabric color number. Specify fabric color number.
Fabric direction on 24"W-60"W skins			
	<ul style="list-style-type: none"> Vertical application 	No cost	Specify with vertical application.

Specification Information

Width	Style Number	U.S. Base Price
24"	TSB24TKF	\$182
30"	TSB30TKF	\$191
36"	TSB36TKF	\$199
42"	TSB42TKF	\$211
48"	TSB48TKF	\$225
60"	TSB60TKF	\$255
72"	TSB72TKF	\$284
:	:	:

Fabric-Covered Beam Skins Big Open Base



Tip: Remember to omit base trim(s) on a horizontal frame package when using a beam skin for big open base.

Tip: 72"W fabric-covered beam skins accommodate fabric in the horizontal direction only.

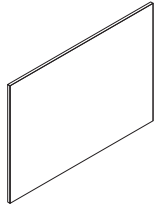
Tip: For further information about fabric direction, see page 454.

Standard Includes		Required to Specify
► Need help? Product details, page 36	<ul style="list-style-type: none">• 15½"H beam skins, fabric direction with horizontal application, if selected: fabric price group 1	1 Style number 2 Fabric color number for skin surface 3 Options, if selected (see below) ► See <i>Surface Materials</i> , page 448.

Options	U.S. Price	Required to Specify
Surface Materials		
<ul style="list-style-type: none">• Fabric price group A	–\$ 4	Specify fabric color number.
<ul style="list-style-type: none">• Fabric price group 1	No cost	Specify fabric color number.
<ul style="list-style-type: none">• Fabric price group 2	+\$ 31	Specify fabric color number.
<ul style="list-style-type: none">• Fabric price group 3	+\$ 53	Specify fabric color number.
<ul style="list-style-type: none">• Fabric price group 4	+\$ 78	Specify fabric color number.
<ul style="list-style-type: none">• Fabric price group 5	+\$124	Specify fabric color number.
<ul style="list-style-type: none">• Fabric price group 6	+\$166	Specify fabric color number.
<ul style="list-style-type: none">• Fabric price group 7	+\$215	Specify fabric color number.
<ul style="list-style-type: none">• Fabric price group COM	+\$ 23	Specify fabric color number.
Fabric direction on 24"W–60"W skins		
<ul style="list-style-type: none">• Vertical application	No cost	Specify <i>with vertical application</i> .

Specification Information

Width	Style Number	U.S. Base Price
24"	TSB24TKBOB	\$141
30"	TSB30TKBOB	\$148
36"	TSB36TKBOB	\$155
42"	TSB42TKBOB	\$165
48"	TSB48TKBOB	\$177
60"	TSB60TKBOB	\$202
72"	TSB72TKBOB	\$221
:	:	:



Tip: Data cutouts can be placed on the left or the right side of a steel beam skin. Data cutouts cannot be placed on both left and right side of steel beam skins.

Tip: Data cutouts is an option under receptacle location. Specify data cutout location under the appropriate receptacle selection. Data cutout price is additive to the receptacle cutout price.

Tip: On 24"W and 30"W steel skins, hardwire receptacle cutout option will always be with a centered hardwire cutout.

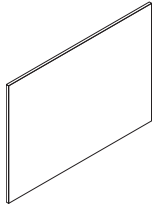
Tip: On 36"W and wider steel skins, hardwire receptacle cutout option will always come with a left and a right hardwire cutout.

Standard Includes			Required to Specify		
► Need help? Product details, page 38	• 21 ¹ / ₁₆ "H steel beam skin: paint price group 1		1 Style number 2 Paint color number for skin surface 3 Options, if selected (see below) ► See <i>Surface Materials</i> , page 448.		
Surface Materials	Options	U.S. Price			Required to Specify
	• Paint price group 1 • Paint price group 2 • Paint price group 3	No cost +\$34 +\$57			
Data Cutout Only		24"W-30"W	36"W	42"W-72"W	
	• Left modular furniture data cutout or left NEMA data cutout	N.A.	N.A.	+\$12	Specify with left modular furniture data cutout or left NEMA data cutout.
	• Right modular furniture data cutout or right NEMA data cutout	+\$12	+\$12	+\$12	Specify with right modular furniture data cutout or right NEMA data cutout.
Modular Receptacle Cutout					
	• Center receptacle cutout	+\$12	N.A.	N.A.	Specify with center receptacle cutout.
	• Center receptacle cutout with right modular furniture data cutout or right NEMA data cutout	+\$12	N.A.	N.A.	Specify with center receptacle cutout and right modular furniture data cutout or right NEMA data cutout.
	• Left receptacle cutout	N.A.	+\$12	+\$12	Specify with left receptacle cutout.
	• Left receptacle cutout with left modular furniture data cutout or left NEMA data cutout	N.A.	N.A.	+\$24	Specify with left receptacle cutout and left modular furniture data cutout or left NEMA data cutout.
	• Right receptacle cutout	N.A.	+\$12	+\$12	Specify with right receptacle cutout.
	• Right receptacle cutout with right modular furniture data cutout or right NEMA data cutout	N.A.	+\$24	+\$24	Specify with right receptacle cutout and right modular furniture data cutout or right NEMA data cutout.
	• Left and right receptacle cutout	N.A.	+\$24	+\$24	Specify with left and right receptacle cutout.
	• Left and right receptacle cutout with left modular furniture data cutout or left NEMA data cutout	N.A.	N.A.	+\$36	Specify with left and right receptacle cutout and left modular furniture data cutout or left NEMA data cutout.
	• Left and right receptacle cutout with right modular furniture data cutout or right NEMA data cutout	N.A.	+\$36	+\$36	Specify with left and right receptacle cutout and right modular furniture data cutout or right NEMA data cutout.
Hardwire Power/Data Cutouts					
	• Hardwired with left modular furniture data cutout or left NEMA data cutout	N.A.	N.A.	+\$12	Specify with left modular furniture data cutout or left NEMA data cutout.
	• Hardwired with right modular furniture data cutout or right NEMA data cutout	+\$12	+\$12	+\$12	Specify with right modular furniture data cutout or right NEMA data cutout.
	• Hardwired with receptacle cutout	+\$12	+\$12	+\$12	Specify with receptacle cutout.
	• Hardwired with left receptacle cutout and left modular furniture data cutout or left NEMA data cutout	N.A.	N.A.	+\$24	Specify with left receptacle cutout and left modular furniture data cutout or left NEMA data cutout.
	• Hardwired with right receptacle cutout and right modular furniture data cutout or right NEMA data cutout	+\$24	+\$24	+\$24	Specify with right receptacle cutout and right modular furniture data cutout or right NEMA data cutout.

Specification Information

Width	Style Number	U.S. Base Price
24"	TSB24HS	\$141
30"	TSB30HS	\$155
36"	TSB36HS	\$165
42"	TSB42HS	\$172
48"	TSB48HS	\$187
60"	TSB60HS	\$214
72"	TSB72HS	\$240

Steel Beam Skins To The Floor



Tip: Remember to omit base trim(s) on horizontal frame package when using a beam skin to the floor.

Tip: Data cutouts can be placed on the left or the right side of a steel beam skin. Data cutouts cannot be placed on both left and right side of steel beam skins.

Tip: Data cutouts is an option under receptacle location. Specify data cutout location under the appropriate receptacle selection. Data cutout price is additive to the receptacle cutout price.

Tip: On 24"W and 30"W steel skins, hardwire receptacle cutout option will always be with a centered hardwire cutout.

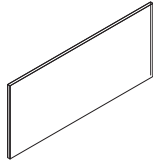
Tip: On 36"W and wider steel skins, hardwire receptacle cutout option will always come with a left and a right hardwire cutout.

Standard Includes			Required to Specify		
▶ Need help? Product details, page 38	• 247/8"H steel beam skin: paint price group 1		1 Style number	2 Paint color number for skin surface	
			3 Options, if selected (see below)	▶ See <i>Surface Materials</i> , page 448.	
Options		U.S. Price		Required to Specify	
Surface Materials	• Paint price group 1	No cost		Specify paint color number.	
	• Paint price group 2	+\$34		Specify paint color number.	
	• Paint price group 3	+\$57		Specify paint color number.	
Data Cutout Only		24"W-30"W	36"W	42"W-72"W	
	• Left modular furniture data cutout or left NEMA data cutout	N.A.	N.A.	+\$12	Specify with left modular furniture data cutout or left NEMA data cutout.
	• Right modular furniture data cutout or right NEMA data cutout	+\$12	+\$12	+\$12	Specify with right modular furniture data cutout or right NEMA data cutout.
Modular Receptacle Cutout	• Center receptacle cutout	+\$12	N.A.	N.A.	Specify with center receptacle cutout.
	• Center receptacle cutout with right modular furniture data cutout or right NEMA data cutout	+\$12	N.A.	N.A.	Specify with center receptacle cutout and right modular furniture data cutout or right NEMA data cutout.
	• Left receptacle cutout	N.A.	+\$12	+\$12	Specify with left receptacle cutout.
	• Left receptacle cutout with left modular furniture data cutout or left NEMA data cutout	N.A.	N.A.	+\$24	Specify with left receptacle cutout and left modular furniture data cutout or left NEMA data cutout.
	• Right receptacle cutout	N.A.	+\$12	+\$12	Specify with right receptacle cutout.
	• Right receptacle cutout with right modular furniture data cutout or right NEMA data cutout	N.A.	+\$24	+\$24	Specify with right receptacle cutout and right modular furniture data cutout or right NEMA data cutout.
	• Left and right receptacle cutout	N.A.	+\$24	+\$24	Specify with left and right receptacle cutout.
	• Left and right receptacle cutout with left modular furniture data cutout or left NEMA data cutout	N.A.	N.A.	+\$36	Specify with left and right receptacle cutout and left modular furniture data cutout or left NEMA data cutout.
	• Left and right receptacle cutout with right modular furniture data cutout or right NEMA data cutout	N.A.	+\$36	+\$36	Specify with left and right receptacle cutout and right modular furniture data cutout or right NEMA data cutout.
Hardwire Power/Data Cutouts	• Hardwired with left modular furniture data cutout or left NEMA data cutout	N.A.	N.A.	+\$12	Specify with left modular furniture data cutout or left NEMA data cutout.
	• Hardwired with right modular furniture data cutout or right NEMA data cutout	+\$12	+\$12	+\$12	Specify with right modular furniture data cutout or right NEMA data cutout.
	• Hardwired with receptacle cutout	+\$12	+\$12	+\$12	Specify with receptacle cutout.
	• Hardwired with left receptacle cutout and left modular furniture data cutout or left NEMA data cutout	N.A.	N.A.	+\$24	Specify with left receptacle cutout and left modular furniture data cutout or left NEMA data cutout.
	• Hardwired with right receptacle cutout and right modular furniture data cutout or right NEMA data cutout	+\$24	+\$24	+\$24	Specify with right receptacle cutout and right modular furniture data cutout or right NEMA data cutout.

Specification Information

Width	Style Number	U.S. Base Price
24"	TSB24HSF	\$158
30"	TSB30HSF	\$173
36"	TSB36HSF	\$185
42"	TSB42HSF	\$191
48"	TSB48HSF	\$204
60"	TSB60HSF	\$231
72"	TSB72HSF	\$257

Steel Beam Skins Big Open Base



Tip: Data cutouts can be placed on the left or the right side of a steel beam skin. Data cutouts cannot be placed on both left and right side of steel beam skins.

Tip: Data cutouts is an option under receptacle location. Specify data cutout location under the appropriate receptacle selection. Data cutout price is additive to the receptacle cutout price.

Tip: On 24"W and 30"W steel skins, hardwire receptacle cutout option will always be with a centered hardwire cutout.

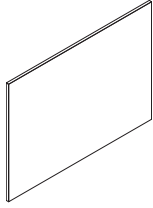
Tip: On 36"W and wider steel skins, hardwire receptacle cutout option will always come with a left and a right hardwire cutout.

Standard Includes			Required to Specify		
► Need help? Product details, page 38	• 15½"H steel beam skin: paint price group 1		1 Style number 2 Paint color number for skin surface 3 Options, if selected (see below) ► See <i>Surface Materials</i> , page 448.		
	Options	U.S. Price			Required to Specify
Surface Materials	• Paint price group 1 • Paint price group 2 • Paint price group 3	No cost +\$34 +\$57	Specify paint color number. Specify paint color number. Specify paint color number.		
Data Cutout Only		24"W-30"W	36"W	42"W-72"W	
	• Left modular furniture data cutout or left NEMA data cutout	N.A.	N.A.	+\$12	Specify with left modular furniture data cutout or left NEMA data cutout.
	• Right modular furniture data cutout or right NEMA data cutout	+\$12	+\$12	+\$12	Specify with right modular furniture data cutout or right NEMA data cutout.
Modular Receptacle Cutout	• Center receptacle cutout • Center receptacle cutout with right modular furniture data cutout or right NEMA data cutout	+\$12 +\$12	N.A. N.A.	N.A. N.A.	Specify with center receptacle cutout. Specify with center receptacle cutout and right modular furniture data cutout or right NEMA data cutout.
	• Left receptacle cutout	N.A.	+\$12	+\$12	Specify with left receptacle cutout.
	• Left receptacle cutout with left modular furniture data cutout or left NEMA data cutout	N.A.	N.A.	+\$24	Specify with left receptacle cutout and left modular furniture data cutout or left NEMA data cutout.
	• Right receptacle cutout	N.A.	+\$12	+\$12	Specify with right receptacle cutout.
	• Right receptacle cutout with right modular furniture data cutout or right NEMA data cutout	N.A.	+\$24	+\$24	Specify with right receptacle cutout and right modular furniture data cutout or right NEMA data cutout.
	• Left and right receptacle cutout	N.A.	+\$24	+\$24	Specify with left and right receptacle cutout.
	• Left and right receptacle cutout with left modular furniture data cutout or left NEMA data cutout	N.A.	N.A.	+\$36	Specify with left and right receptacle cutout and left modular furniture data cutout or left NEMA data cutout.
	• Left and right receptacle cutout with right modular furniture data cutout or right NEMA data cutout	N.A.	+\$36	+\$36	Specify with left and right receptacle cutout and right modular furniture data cutout or right NEMA data cutout.
Hardwire Power/Data Cutouts	• Hardwired with left modular furniture data cutout or left NEMA data cutout	N.A.	N.A.	+\$12	Specify with left modular furniture data cutout or left NEMA data cutout.
	• Hardwired with right modular furniture data cutout or right NEMA data cutout	+\$12	+\$12	+\$12	Specify with right modular furniture data cutout or right NEMA data cutout.
	• Hardwired with receptacle cutout	+\$12	+\$12	+\$12	Specify with receptacle cutout.
	• Hardwired with left receptacle cutout and left modular furniture data cutout or left NEMA data cutout	N.A.	N.A.	+\$24	Specify with left receptacle cutout and left modular furniture data cutout or left NEMA data cutout.
	• Hardwired with right receptacle cutout and right modular furniture data cutout or right NEMA data cutout	+\$24	+\$24	+\$24	Specify with right receptacle cutout and right modular furniture data cutout or right NEMA data cutout.

Specification Information

Width	Style Number	U.S. Base Price
24"	TSB24HSBOB	\$110
30"	TSB30HSBOB	\$122
36"	TSB36HSBOB	\$134
42"	TSB42HSBOB	\$140
48"	TSB48HSBOB	\$150
60"	TSB60HSBOB	\$167
72"	TSB72HSBOB	\$190

Laminate Beam Skins

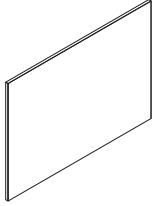


For laminate price group 2 and group 3 pricing, please refer to the electronic catalog or SmartTools.

Standard Includes		Required to Specify	
► Need help? Product details, page 41	<ul style="list-style-type: none"> • 21$\frac{1}{16}$"H skin: laminate price group 1 • Vertical grain direction for woodgrain and directional laminates • Trim: paint • Attachment hardware 	1 Style number 2 Laminate color for skin surface 3 Paint color number for trim 4 Options, if selected (see below) ► See <i>Surface Materials</i> , page 448.	
Options		U.S. Price	
Surface Materials	<ul style="list-style-type: none"> • Laminate price group 2 • Laminate price group 3 • Open Line laminate 	See information at left See information at left +\$102 plus cost of laminate	Specify laminate color number. Specify laminate color number. ► See <i>Surface Materials Reference Manual</i> .
Grain Direction		Required to Specify	
<ul style="list-style-type: none"> • Horizontal 		No cost	Specify with horizontal grain direction.
Specification Information			
Width	Style Number	U.S. Base Price	
24"	TSB24LS	\$504	
30"	TSB30LS	\$528	
36"	TSB36LS	\$552	
42"	TSB42LS	\$588	
48"	TSB48LS	\$606	
:	:	:	

Laminate Beam Skins To The Floor

Laminate Beam Skins
To The Floor



For laminate price group 2 and group 3 pricing, please refer to the electronic catalog or SmartTools.

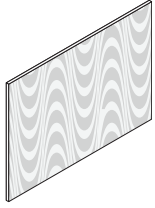
Tip: Remember to omit base trim(s) on horizontal frame package when using a beam skin to the floor.

Standard Includes	Required to Specify
<ul style="list-style-type: none"> ▶ Need help? Product details, page 41 • 24$\frac{7}{8}$"H skin: laminate price group 1 • Vertical grain direction for woodgrain and directional laminates • Trim: paint • Attachment hardware 	<ul style="list-style-type: none"> 1 Style number 2 Laminate color for skin surface 3 Paint color number for trim 4 Options, if selected (see below) ▶ See <i>Surface Materials</i>, page 448.

Options	U.S. Price	Required to Specify
Surface Materials <ul style="list-style-type: none"> • Laminate price group 2 • Laminate price group 3 • Open Line laminate 	See information at left See information at left +\$102 plus cost of laminate	Specify laminate color number. Specify laminate color number. ▶ See <i>Surface Materials Reference Manual</i> .
Grain Direction <ul style="list-style-type: none"> • Horizontal 	No cost	Specify with horizontal grain direction.

Specification Information		
Width	Style Number	U.S. Base Price
24"	TSB24LSF	\$532
30"	TSB30LSF	\$557
36"	TSB36LSF	\$578
42"	TSB42LSF	\$617
48"	TSB48LSF	\$632
:	:	:

Wood Beam Skins



Tip: Vertical grain cathedral direction will point up. The cathedral direction for horizontal grain is random.

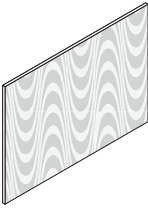
	Standard Includes	Required to Specify
► Need help? Product details, page 42	<ul style="list-style-type: none"> • 21$\frac{1}{16}$"H skin: wood group 1 veneer • Vertical grain direction • Trim: paint • Attachment hardware 	1 Style number 2 Wood veneer color for skin surface 3 Paint color number for trim 4 Options, if selected (see below) ► See <i>Surface Materials</i> , page 448.

	Options	U.S. Price	Required to Specify
Surface Materials	<ul style="list-style-type: none"> • Wood group 2 • Wood group 3 • Customiz stain 	Prices below Prices below No cost	Specify wood color number. Specify wood color number. Specify with <i>Customiz stain</i> . ► See <i>Surface Materials Reference Manual</i> .
	Grain Direction		
	<ul style="list-style-type: none"> • Horizontal 	No cost	Specify with <i>horizontal grain direction</i> .

Specification Information				
Width	Style Number	U.S. Base Price	Options (Add \$ to Base Price)	
			Wood	
			Wood 2	Wood 3
24"	TSB24WS	\$673	+\$ 78	+\$278
30"	TSB30WS	\$713	+\$ 78	+\$278
36"	TSB36WS	\$755	+\$133	+\$464
42"	TSB42WS	\$802	+\$133	+\$464
48"	TSB48WS	\$848	+\$133	+\$464
:	:	:	:	:

Wood Beam Skins To The Floor

Wood Beam Skins
To The Floor



Tip: Remember to omit base trim(s) on horizontal frame package when using a beam skin to the floor.

Tip: Vertical grain cathedral direction will point up. The cathedral direction for horizontal grain is random.

Standard Includes	Required to Specify
<ul style="list-style-type: none">▶ Need help? Product details, page 42• 247/8"H skin: wood group 1 veneer• Vertical grain direction• Trim: paint• Attachment hardware	<ul style="list-style-type: none">1 Style number2 Wood veneer color for skin surface3 Paint color number for trim4 Options, if selected (see below)▶ See <i>Surface Materials</i>, page 448.

Options	U.S. Price	Required to Specify
Surface Materials <ul style="list-style-type: none">• Wood group 2• Wood group 3• Customiz stain	Prices below Prices below No cost	Specify wood color number. Specify wood color number. Specify with <i>Customiz stain</i> . ▶ See <i>Surface Materials Reference Manual</i> .
Grain direction <ul style="list-style-type: none">• Horizontal	No cost	Specify with <i>horizontal grain direction</i> .

Specification Information				
Width	Style Number	U.S. Base Price	Options (Add \$ to Base Price)	
			Wood	
			Wood 2	Wood 3
24"	TSB24WSF	\$703	+\$ 78	+\$278
30"	TSB30WSF	\$740	+\$ 78	+\$278
36"	TSB36WSF	\$789	+\$133	+\$464
42"	TSB42WSF	\$837	+\$133	+\$464
48"	TSB48WSF	\$882	+\$133	+\$464

Specifying Answer Beam Power

Power

Beam Utility Pole—L, T, and X Junctions	232
Beam End-of-Run Junction with Utility Pole	233
Base Power Infeeds	234
Base Power Infeeds for Use in New York City	235
Powerkits	236
Pass-Through Powerkits	237
Cable Trays	238
Under Worksurface Cable Manager	239
Modular Harnesses	240
Hardwire Powerkits	241
Multipurpose Power Infeeds and Multipurpose Infeed Conduit Covers	242
Receptacle	243
USB Receptacle	244
Blank Cut-Out Cover	245
Receptacle Trim Ring	246
Faceplate	247
Fillers	248
Sleeves	249
Grommets	250

Beam Utility Pole–L, T, and X Junctions



Tip: Order multipurpose power infeed separately.
▶ Page 242

Tip: Does not include junction. Junction is ordered separately.

Standard Includes	Required to Specify
▶ Need help? Product details, page 52	1 Style number 2 Paint color number for utility pole and upright trim 3 Options, if selected (see below) ▶ See <i>Surface Materials</i> , page 448.

Options	U.S. Price	Required to Specify
Surface Materials		
• Paint price group 1	No cost	Specify paint color number.
• Paint price group 2	+\$16	Specify paint color number.
• Paint price group 3	+\$34	Specify paint color number.

Specification Information		
Corresponding Beam Height	Style Number	U.S. Base Price

L Beam Utility Pole

28½"	TSB28LUP	\$270
:	:	:

T Beam Utility Pole

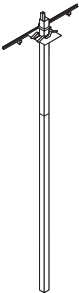
28½"	TSB28TUP	\$270
:	:	:

X Beam Utility Pole

28½"	TSB28XUP	\$270
:	:	:

Beam End-of-Run Junction with Utility Pole

Beam End-of-Run Junction
with Utility Pole



Tip: Order multipurpose
power infeed separately.
▶ Page 242

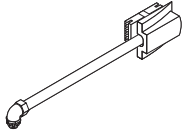
Standard Includes		Required to Specify
▶ Need help? Product details, page 54	<ul style="list-style-type: none">Beam junction: black paintUtility pole and upright trim: paint price group 1Ceiling trim plate: white paint onlyMounting brackets	1 Style number 2 Paint color number for utility pole and upright trim 3 Options, if selected (see below) ▶ See <i>Surface Materials</i> , page 448.

	Options	U.S. Price	Required to Specify
Surface Materials	• Paint price group 1	No cost	Specify paint color number.
	• Paint price group 2	+\$16	Specify paint color number.
	• Paint price group 3	+\$34	Specify paint color number.

Specification Information		
Corresponding Beam Height	Style Number	U.S. Base Price
28 1/2"	TSBERUP	\$594
.	.	.

Answer Beam
Power

Base Power Infeeds



Tip: Power infeed occupies one receptacle location on powerkit.

Tip: Power infeed sits proud of the beam approximately 3" and will interfere with Universal storage with the Universal 3" base, FrameOne foot base, or c:scape glide.

Tip: Big open base beam segments cannot use base power infeed. Bring power in using a multipurpose infeed.

Standard Includes		Required to Specify
► Need help? Product details, page 56	<ul style="list-style-type: none"> Power infeed cover: plastic 7/8"-diameter conduit: black plastic only 	1 Style number 2 Plastic color number for power infeed cover: 6000 Black 6009 Arctic White 6249 Platinum Solid 6651 Tungsten 6652 Titanium 6654 Sand 6697 Fog 6B03 Red

Specification Information		
Length	Style Number	U.S. Price
6'	TS76BPX	\$388
12'	TS712BPX	\$415
For Use in San Francisco		
6'	TS76BPSFX	\$388
12'	TS712BPSFX	\$415

4-Circuit, 2+2 Wiring Schematic		
6'	TS76BPY	\$388
12'	TS712BPY	\$415
For Use in San Francisco		
6'	TS76BPSFY	\$388
12'	TS712BPSFY	\$415

3-Circuit, Separate Neutrals (3SN) Wiring Schematic		
6'	TS76BPZ	\$388
12'	TS712BPZ	\$415
For Use in San Francisco		
6'	TS76BPSFZ	\$388
12'	TS712BPSFZ	\$415

Base Power Infeeds for Use in New York City

Base Power Infeeds
for Use in New York City



Tip: Power infeed sits proud of the beam approximately 3" and will interfere with Universal storage with the Universal 3" base, FrameOne foot base, or c:scape glide.

Standard Includes	Required to Specify
<p>► Need help? Product details, page 57</p> <ul style="list-style-type: none"> Power infeed assembly 1/2"-diameter conduit Power infeed tray: black paint only Power infeed cover: black paint only 	Style number

Specification Information

Corresponding Panel Width	Style Number	U.S. Price
---------------------------	--------------	------------

4-Circuit, 3+1 Wiring Schematic

24"	TS7BPNY24X	\$388
30"	TS7BPNY30X	\$388
36"	TS7BPNY36X	\$388
42"	TS7BPNY42X	\$388
48"	TS7BPNY48X	\$388
60"	TS7BPNY60X	\$388
72"	TS7BPNY72X	\$388
:	:	:

4-Circuit, 2+2 Wiring Schematic

24"	TS7BPNY24Y	\$388
30"	TS7BPNY30Y	\$388
36"	TS7BPNY36Y	\$388
42"	TS7BPNY42Y	\$388
48"	TS7BPNY48Y	\$388
60"	TS7BPNY60Y	\$388
72"	TS7BPNY72Y	\$388
:	:	:

3-Circuit, Separate Neutrals (3SN) Wiring Schematic

24"	TS7BPNY24Z	\$388
30"	TS7BPNY30Z	\$388
36"	TS7BPNY36Z	\$388
42"	TS7BPNY42Z	\$388
48"	TS7BPNY48Z	\$388
60"	TS7BPNY60Z	\$388
72"	TS7BPNY72Z	\$388
:	:	:

Non-PVC

Corresponding Panel Width	Style Number	U.S. Price
---------------------------	--------------	------------

4-Circuit, 3+1 Wiring Schematic

24"	TS7BPNY24XN	\$404
30"	TS7BPNY30XN	\$404
36"	TS7BPNY36XN	\$404
42"	TS7BPNY42XN	\$404
48"	TS7BPNY48XN	\$404
60"	TS7BPNY60XN	\$404
72"	TS7BPNY72XN	\$404
:	:	:

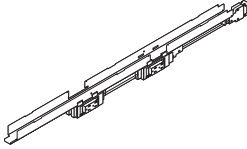
4-Circuit, 2+2 Wiring Schematic

24"	TS7BPNY24YN	\$404
30"	TS7BPNY30YN	\$404
36"	TS7BPNY36YN	\$404
42"	TS7BPNY42YN	\$404
48"	TS7BPNY48YN	\$404
60"	TS7BPNY60YN	\$404
72"	TS7BPNY72YN	\$404
:	:	:

3-Circuit, Separate Neutrals (3SN) Wiring Schematic

24"	TS7BPNY24ZN	\$404
30"	TS7BPNY30ZN	\$404
36"	TS7BPNY36ZN	\$404
42"	TS7BPNY42ZN	\$404
48"	TS7BPNY48ZN	\$404
60"	TS7BPNY60ZN	\$404
72"	TS7BPNY72ZN	\$404
:	:	:

Powerkits



Tip: Remember to order receptacles and faceplates.
▶ Page 243

Standard Includes	Required to Specify
<ul style="list-style-type: none"> • Need help? Product details, page 58 • Powerkit to accommodate modular duplex and USB receptacles on both sides: black plastic • Supporting power tray: black paint • Harness with modular connectors 	Style number

Specification Information

Width	Powerkits			Non-PVC Powerkits	
	Number of Duplex Receptacles Per Side	Style Number	U.S. Price	Style Number	U.S. Price

4-Circuit, 3+1 Wiring Schematic

24"	1	TS7PK24X	\$311	TS7PK24XN	\$327
30"	2	TS7PK30X	\$311	TS7PK30XN	\$327
36"	2	TS7PK36X	\$311	TS7PK36XN	\$327
42"	2	TS7PK42X	\$311	TS7PK42XN	\$327
48"	2	TS7PK48X	\$311	TS7PK48XN	\$327
60"	4	TS7PK60X	\$470	TS7PK60XN	\$486
72"	4	TS7PK72X	\$470	TS7PK72XN	\$486

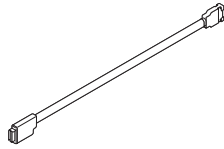
4-Circuit, 2+2 Wiring Schematic

24"	1	TS7PK24Y	\$311	TS7PK24YN	\$327
30"	2	TS7PK30Y	\$311	TS7PK30YN	\$327
36"	2	TS7PK36Y	\$311	TS7PK36YN	\$327
42"	2	TS7PK42Y	\$311	TS7PK42YN	\$327
48"	2	TS7PK48Y	\$311	TS7PK48YN	\$327
60"	4	TS7PK60Y	\$470	TS7PK60YN	\$486
72"	4	TS7PK72Y	\$470	TS7PK72YN	\$486

3-Circuit, Separate Neutrals (3SN) Wiring Schematic

24"	1	TS7PK24Z	\$311	TS7PK24ZN	\$327
30"	2	TS7PK30Z	\$311	TS7PK30ZN	\$327
36"	2	TS7PK36Z	\$311	TS7PK36ZN	\$327
42"	2	TS7PK42Z	\$311	TS7PK42ZN	\$327
48"	2	TS7PK48Z	\$311	TS7PK48ZN	\$327
60"	4	TS7PK60Z	\$470	TS7PK60ZN	\$486
72"	4	TS7PK72Z	\$470	TS7PK72ZN	\$486

Pass-Through Powerkits



► Need help?
Product details,
page 58

Standard Includes

- Powerkit to accommodate modular receptacles on both sides: black plastic
- Supporting power tray: black paint
- Harness with modular connectors

Required to Specify

Style number

Specification Information

Pass-Through Powerkits				Non-PVC Pass-Through Powerkits	
Width	Number of Duplex Receptacles Per Side	Style Number	U.S. Price	Style Number	U.S. Price

4-Circuit, 3+1 Wiring Schematic

24"	0	TS7PT24X	\$250	TS7PT24XN	\$264
30"	0	TS7PT30X	\$250	TS7PT30XN	\$264
36"	0	TS7PT36X	\$250	TS7PT36XN	\$264
42"	0	TS7PT42X	\$250	TS7PT42XN	\$264
48"	0	TS7PT48X	\$250	TS7PT48XN	\$264
60"	0	TS7PT60X	\$279	TS7PT60XN	\$295
72"	0	TS7PT72X	\$279	TS7PT72XN	\$295
:	:	:	:	:	:

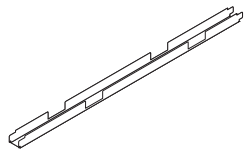
4-Circuit, 2+2 Wiring Schematic

24"	0	TS7PT24Y	\$250	TS7PT24YN	\$264
30"	0	TS7PT30Y	\$250	TS7PT30YN	\$264
36"	0	TS7PT36Y	\$250	TS7PT36YN	\$264
42"	0	TS7PT42Y	\$250	TS7PT42YN	\$264
48"	0	TS7PT48Y	\$250	TS7PT48YN	\$264
60"	0	TS7PT60Y	\$279	TS7PT60YN	\$295
72"	0	TS7PT72Y	\$279	TS7PT72YN	\$295
:	:	:	:	:	:

3-Circuit, Separate Neutrals (3SN) Wiring Schematic

24"	0	TS7PT24Z	\$250	TS7PT24ZN	\$264
30"	0	TS7PT30Z	\$250	TS7PT30ZN	\$264
36"	0	TS7PT36Z	\$250	TS7PT36ZN	\$264
42"	0	TS7PT42Z	\$250	TS7PT42ZN	\$264
48"	0	TS7PT48Z	\$250	TS7PT48ZN	\$264
60"	0	TS7PT60Z	\$279	TS7PT60ZN	\$295
72"	0	TS7PT72Z	\$279	TS7PT72ZN	\$295
:	:	:	:	:	:

Cable Trays



Tip: Cables may also be routed in top of powerkit.

Tip: One cable tray can be optioned at no cost when ordering base horizontal frame or panel packages.

Tip: Cable carriers can be added to 24"–72" wide trays.

► See *Montage Specification Guide* for style number **ZCC**.

Standard Includes	Required to Specify
► Need help? Product details, page 58	• Cable tray: black paint only Style number

Specification Information

• Dimensions		• Style	• U.S.
W	H	Number	Price
24"	2"	TS724CT	\$ 46
30"	2"	TS730CT	\$ 48
36"	2"	TS736CT	\$ 60
42"	2"	TS742CT	\$ 64
48"	2"	TS748CT	\$ 76
60"	2"	TS760CT	\$ 85
72"	2"	TS772CT	\$104
:	:	:	:

Under Worksurface Cable Manager

Under Worksurface
Cable Manager



Standard Includes	Required to Specify
-------------------	---------------------

- | | |
|---------------------------------------------|----------------------------------------------------------|
| ▶ Need help?
Product details,
page 65 | • Cable manager: 6249 Platinum Solid

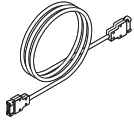
Style number |
|---------------------------------------------|----------------------------------------------------------|

Specification Information	
---------------------------	--

• Style • Number • •	• U.S. • Price • •
TSBUWCM	\$5

Answer Beam
Power

Modular Harnesses

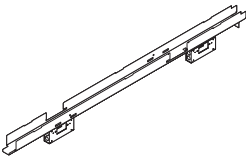


► Need help?
Product details,
page 60

• Conduit with two modular connectors: black

Style number

Hardwire Powerkits

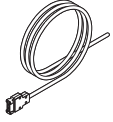


Tip: Specify hardwire base trims when accessing a hardwire powerkit in the base.

Standard Includes		Required to Specify	
Need help? Product details, page 61		Style number	
• Power tray			
• Junction box(es)			
• Cover plate(s)			
Specification Information			
Corresponding Panel Width	Number of Junction Boxes	Style Number	U.S. Price
24"	1	TS7CPK24	\$150
30"	2	TS7CPK30	\$150
36"	2	TS7CPK36	\$150
42"	2	TS7CPK42	\$150
48"	2	TS7CPK48	\$150
60"	2	TS7CPK60	\$189
72"	2	TS7CPK72	\$189
:	:	:	:

Multipurpose Power Infeeds and Multipurpose Infeed Conduit Covers

Multipurpose Power Infeed



Tip: Utility poles must be specified separately.
▶ Page 232

Standard Includes			Required to Specify		
▶ Need help? Product details, page 60			• Multipurpose power infeed with modular connector • Insulated color-coded wires for hardwired connection to building power source		
			Style number		

Specification Information					
Non-PVC					
Length	Style Number	U.S. Price	Length	Style Number	U.S. Price
4-Circuit, 3+1 Wiring Schematic			4-Circuit, 3+1 Wiring Schematic		
6'	TS76UPHX	\$393	6'	TS76UPHXN	\$393
12'	TS712UPHX	\$506	12'	TS712UPHXN	\$522
24'	TS724UPHX	\$735	24'	TS724UPHXN	\$755
4-Circuit, 2+2 Wiring Schematic			4-Circuit, 2+2 Wiring Schematic		
6'	TS76UPHY	\$393	6'	TS76UPHYN	\$393
12'	TS712UPHY	\$506	12'	TS712UPHYN	\$522
24'	TS724UPHY	\$735	24'	TS724UPHYN	\$755
3-Circuit, Separate Neutrals (3SN) Wiring Schematic			3-Circuit, Separate Neutrals (3SN) Wiring Schematic		
6'	TS76UPHZ	\$393	6'	TS76UPHZN	\$393
12'	TS712UPHZ	\$506	12'	TS712UPHZN	\$522
24'	TS724UPHZ	\$735	24'	TS724UPHZN	\$755

Multipurpose Infeed Conduit Covers



Standard Includes		Required to Specify
▶ Need help? Product details, page 60	<ul style="list-style-type: none">• Power infeed cover: black fabric• Cover for 1/2" conduit: black fabric	Style number

Specification Information		
• Length	• Style Number	• U.S. Price
6'	TS7BFCC6	\$ 89
12'	TS7BFCC12	\$182
24'	TS7BFCC24	\$364



Tip: For field cut fabric skins, a faceplate is required (ordered separately).

Required to Specify

- Receptacle: plastic

- 1 Style number
 - 2 Plastic color number for receptacle
 - 3 Wiring schematic (see below under Required Selections)
 - 4 Line (see below under Required Selections)
 - 5 Ground type (see below under Required Selections)
 - 6 Amp type (see below under Required Selections)
 - 7 Options, if selected (see below)
- See *Surface Materials*, page 448.

	Required Selections	U.S. Price	Required to Specify
Wiring Schematic	<ul style="list-style-type: none">• 3+1• 2+2• 3SN	No cost No cost No cost	Specify <i>with</i> 3+1. Specify <i>with</i> 2+2. Specify <i>with</i> 3SN.
Line	<ul style="list-style-type: none">• Line 1• Line 2• Line 3• Line 4	No cost No cost No cost No cost	Specify <i>with line</i> 1. Specify <i>with line</i> 2. Specify <i>with line</i> 3. Specify <i>with line</i> 4.
Ground Type	<ul style="list-style-type: none">• System• Isolated	No cost No cost	Specify <i>with system ground</i> . Specify <i>with isolated ground</i> .
Amp Type	<ul style="list-style-type: none">• 15 amp• 20 amp	No cost +\$35	Specify <i>with 15 amp</i> . Specify <i>with 20 amp</i> .

	Options	U.S. Price	Required to Specify
Controlled Stamp	<ul style="list-style-type: none"> • No stamp • Controlled stamp 	No cost +\$ 5	Specify <i>with no stamp</i> . Specify <i>with controlled stamp</i> .

• Style	• U.S.
• Number	• Base
	• Price

TS7RC	\$63
--------------	-------------

USB Receptacle



Tip: For steel beam skins, receptacle trim ring required for each power cutout location specified. (ordered separately).

Tip: For field cut fabric skins, a faceplate is required (ordered separately).

Standard Includes	Required to Specify
-------------------	---------------------

- | | |
|----------------------------------------------------------------------------------------------------------------------------|--------------------------------------------------------------------------------------------------------------------------------------------------------------------------------------------------------------------------------------------------------------------------------------------|
| <ul style="list-style-type: none"> ▶ Need help? Product details, page 62 • USB receptacle: plastic | <ul style="list-style-type: none"> 1 Style number 2 Plastic color number for receptacle 3 Wiring schematic (see below under Required Selections) 4 Line (see below under Required Selections) ▶ See <i>Surface Materials</i>, page 448. |
|----------------------------------------------------------------------------------------------------------------------------|--------------------------------------------------------------------------------------------------------------------------------------------------------------------------------------------------------------------------------------------------------------------------------------------|

	Required Selections	U.S. Price	Required to Specify
Wiring Schematic	<ul style="list-style-type: none"> • 3+1 • 2+2 • 3SN 	No cost No cost No cost	Specify <i>with 3+1</i> . Specify <i>with 2+2</i> . Specify <i>with 3SN</i> .
Line	<ul style="list-style-type: none"> • Line 1 • Line 2 • Line 3 • Line 4 (Available in 3+1 and 2+2 only) 	No cost No cost No cost No cost	Specify <i>with line 1</i> . Specify <i>with line 2</i> . Specify <i>with line 3</i> . Specify <i>with line 4</i> .

Specification Information

Style Number	U.S. Price
TS7USB	\$150

Blank Cut-Out Cover

Blank Cut-Out Cover



Tip: For steel beam skins, receptacle trim ring required for each power cutout location specified (ordered separately).

Standard Includes	Required to Specify
<div>▶ Need help? Product details, page 62</div> <div><ul style="list-style-type: none">Cut-out cover: plastic</div>	<div><div>1 Style number</div><div>2 Plastic color number for cut-out cover</div><div>3 Wiring schematic, if selected (see below under Required Selections)</div></div> <div>▶ See <i>Surface Materials</i>, page 448.</div>

	Required Selections	U.S. Price	Required to Specify
Wiring Schematic	<div><ul style="list-style-type: none">3+12+23SN</div>	<div>No cost</div> <div>No cost</div> <div>No cost</div>	<div>Specify <i>with</i> 3+1.</div> <div>Specify <i>with</i> 2+2.</div> <div>Specify <i>with</i> 3SN.</div>

Specification Information	
• Style Number	• U.S. Price
• TSFBCC	\$12

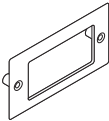


Standard Includes		Required to Specify
<p>► Need help? Product details, page 63</p>	<ul style="list-style-type: none"> • Receptacle trim ring: plastic 	<p>1 Style number 2 Plastic color number for receptacle trim ring ► See <i>Surface Materials</i>, page 448.</p>

Specification Information	
• Style • Number • •	• U.S. • Price • •
TS7RCT	\$16
•	•

Faceplate

Faceplate



Tip: Specify faceplate when accessing power by field cutting fabric beam skins.

Standard Includes		Required to Specify
▶ Need help? Product details, page 63	<ul style="list-style-type: none">• One faceplate: plastic• Ordered individually	1 Style number 2 Plastic color number for faceplate: 6000 Black 6009 Arctic White 6249 Platinum Solid 6651 Tungsten 6652 Titanium 6654 Sand 6697 Fog 6B03 Red

Specification Information	
• Style Number	• U.S. Price
Faceplate for Duplex Receptacle and Communications	
TS7UFPLATE	\$5

Fillers

Beam Receptacle Filler



Tip: Beam receptacle filler package fills unused receptacle openings.

Standard Includes		Required to Specify
► Need help? Product details, page 63	• Package of 20 receptacle fillers: plastic	1 Style number 2 Plastic color number for receptacle fillers ► See <i>Surface Materials</i> , page 448.
Specification Information		
• Style Number	• U.S. Price	
TSBRF	\$136	
.	.	

Data Filler



Tip: Data filler package fills unused data openings.

Standard Includes		Required to Specify
► Need help? Product details, page 63	• Package of 20 data fillers: plastic	1 Style number 2 Plastic color number for data fillers ► See <i>Surface Materials</i> , page 448.
Specification Information		
• Style Number	• U.S. Price	
TS7DF	\$112	
.	.	

Sleeves

Sleeves

Junction Tall Sleeves



Standard Includes		Required to Specify
▶ Need help? Product details, page 64	• Package of ten sleeves: red only	Style number

Specification Information	
• Style Number	• U.S. Price
TS7JTSLVE	\$107

Feed-Through Horizontal Cable Sleeves

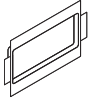


Standard Includes		Required to Specify
▶ Need help? Product details, page 64	• Package of 25 sleeves: black plastic	Style number

Specification Information	
• Style Number	• U.S. Price
TS7FSLVE	\$150

Grommets

Grommets for Vertical Junctions (manufactured prior to October 2011) and Horizontal Connecting Bars



Tip: Grommets can be used on power trays and cable trays.

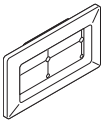
Standard Includes		Required to Specify
► Need help? Product details, page 64	• Package of 25 grommets: black plastic	Style number
Specification Information		
Style Number	U.S. Price	
TS7HSLVE	\$153	

Grommets for Junction



Standard Includes		Required to Specify
► Need help? Product details, page 65	• Package of 25 grommets: black plastic only	Style number
Specification Information		
Style Number	U.S. Price	
TS7JSLVE	\$153	

Duplex Cable Grommets 4/24



Standard Includes		Required to Specify
► Need help? Product details, page 65	• Carton of five cable grommets: plastic	1 Style number 2 Plastic color number for grommets: 6000 Black 6612 Grey V2 6655 Warm White 6697 Fog
Specification Information		
Style Number	U.S. Price	
98863	\$48 4/24	

4/24 = Last order entry
April 14, 2024

Specifying Boundary, Worksurface, and Beam Screens

End-of-Run Straight Boundary Screens

Single-Sided Boundary Screens	252
Spanning Boundary Screens	252
Split Boundary Screens	252

End-of-Run L Return Boundary Screens

L Return Single-Sided Boundary Screens	256
L Return Split Boundary Screens	256

On-Module In-Line Boundary Screens

On-Module T Boundary Screens	262
On-Module X Boundary Screens	262

On-Module In-Line Boundary Screen Junction

Boundary Screen Conversion Trim

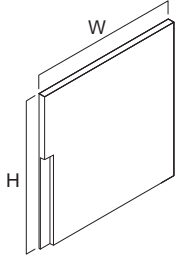
Centered In-Line Boundary Screens

Worksurface and Beam Screens

Universal Beam Screens and Aligners	268
Universal Privacy/Modesty Screens	270
Universal Privacy Screens	272
Sarto Beam Screens	274
Sarto Privacy/Modesty Screens	276
Sarto Privacy Screens	278
Sarto Alignment Bracket	280
Divisio Side Screen	281

Answer Beam End-of-Run Boundary Screens

Straight



Tip: Additional hardware upcharge is applied only when split style number is specified.

Tip: When specifying a beam end-of-run boundary screen, order an end-of-run junction with the omit trim option.

Tip: When specifying a split boundary screen, two screen widths will need to be specified.

Tip: When specifying the paint finish for the bracket cover, select a finish that compliments the selected laminate or veneer finish.

For laminate price group 2 and group 3 pricing, please refer to the electronic catalog or SmartTools.

Tip: Full-fill finish codes can be used to simplify specification of veneer boundary screens being used in settings with full-fill veneer products. The screen will not have the final fill coat applied, but the finish color will be consistent with the full-fill products.

	Standard Includes	Required to Specify
► Need help? Product details, page 76	<ul style="list-style-type: none"> Screen: High-Pressure Laminate price group 1 or wood group 1 veneer Edge on laminate screen, if selected: plastic Height: 28½"H, 42"H, or 48"H Width: <ul style="list-style-type: none"> – Single-sided: 27"W–75"W – Spanning: 51"W–75"W – Split left and right: 25½"W–73½"W Connecting panel cover: paint price group 1 1½" adjustable glides Attachment hardware 	<ol style="list-style-type: none"> Style number Screen size type (see below under Required Selections) Screen height(s) Screen width(s) Handedness: on single-sided screens, if selected (see below under Required Selections) High-Pressure Laminate or wood veneer color for screen Plastic color number for edge on laminate screen, if selected Grain direction Paint color number for connecting panel cover Options, if selected (see below) <p>► See <i>Surface Materials</i>, page 448.</p>

	Required Component	U.S. Price
--	--------------------	------------

Additional Hardware	• Split left and right	+\$ 29
----------------------------	------------------------	--------

	Required Selections	U.S. Price	Required to Specify
--	---------------------	------------	---------------------

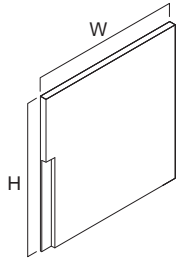
Screen Size Type	<ul style="list-style-type: none"> • Modular • Parametric 	No cost No cost	Specify <i>with modular</i> . Specify <i>with parametric</i> .
Handedness (Single-Sided Screens Only)	<ul style="list-style-type: none"> • Right handed • Left handed 	No cost No cost	Specify <i>with single-sided right</i> . Specify <i>with single-sided left</i> .

	Options	U.S. Price	Required to Specify
--	---------	------------	---------------------

Surface Materials	Screen		
	<ul style="list-style-type: none"> • Laminate price group 2 • Laminate price group 3 • Open Line laminate 	See information at left See information at left +\$204 plus cost of laminate	Specify laminate color number. Specify laminate color number. ► See <i>Surface Materials Reference Manual</i> .
	<ul style="list-style-type: none"> • Wood group 2 • Wood group 3 • Customiz stain • Full-fill finish on wood group 1 veneer 	+\$204 +\$713 No cost No cost	Specify wood color number. Specify wood color number. Specify <i>with Customiz stain</i> . Specify full-fill finish number.
	Connecting panel cover		
	<ul style="list-style-type: none"> • Paint price group 2 • Paint price group 3 	+\$ 16 +\$ 34	Specify paint color number. Specify paint color number.
	Laminate wood grain direction		
	<ul style="list-style-type: none"> • No direction • Horizontal • Vertical 	No cost No cost No cost	Specify <i>with no direction</i> . Specify <i>with horizontal grain direction</i> . Specify <i>with vertical grain direction</i> .
	Wood veneer grain direction		
	<ul style="list-style-type: none"> • No direction • Horizontal • Vertical 	No cost No cost No cost	Specify <i>with no direction</i> . Specify <i>with horizontal grain direction</i> . Specify <i>with vertical grain direction</i> .

Specification Information

Style Number	Dimensions H	Screen Type	U.S. Base Prices								
		Modular Width	27"W	33"W	39"W	45"W	51"W	57"W	63"W	69"W	75"W
		Parametric Width	27"W – 32 ¹⁵ / ₁₆ "W	33"W – 38 ¹⁵ / ₁₆ "W	39"W – 44 ¹⁵ / ₁₆ "W	45"W – 50 ¹⁵ / ₁₆ "W	51"W – 56 ¹⁵ / ₁₆ "W	57"W – 62 ¹⁵ / ₁₆ "W	63"W – 68 ¹⁵ / ₁₆ "W	69"W – 74 ¹⁵ / ₁₆ "W	75"W



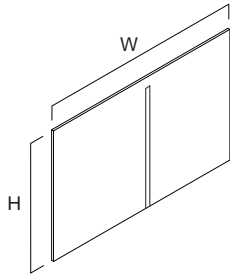
Beam End-of-Run Straight Boundary Screens—Single Sided

High-Pressure Laminate

TSBSCSSD	28 ¹ / ₂ "H	\$ 734	\$ 875	\$1020	\$1162	\$1307	\$1450	\$1595	\$1737	\$1881
	42"H	\$ 762	\$ 934	\$1105	\$1276	\$1450	\$1622	\$1793	\$1967	\$2141
	48"H	\$ 776	\$ 962	\$1150	\$1335	\$1522	\$1709	\$1896	\$2081	\$2270

Wood Veneer

TSBSCSSD	28 ¹ / ₂ "H	\$ 992	\$1249	\$1509	\$1765	\$2025	\$2283	\$2543	\$2802	\$3060
	42"H	\$1163	\$1465	\$1766	\$2067	\$2368	\$2669	\$2972	\$3274	\$3578
	48"H	\$1250	\$1572	\$1896	\$2218	\$2542	\$2865	\$3189	\$3510	\$3835



Beam End-of-Run Straight Boundary Screens—Spanning

High-Pressure Laminate

TSBSCSPN	28 ¹ / ₂ "H	N.A.	N.A.	N.A.	N.A.	\$1307	\$1450	\$1595	\$1737	\$1881
	42"H	N.A.	N.A.	N.A.	N.A.	\$1450	\$1622	\$1793	\$1967	\$2141
	48"H	N.A.	N.A.	N.A.	N.A.	\$1522	\$1709	\$1896	\$2081	\$2270

Wood Veneer

TSBSCSPN	28 ¹ / ₂ "H	N.A.	N.A.	N.A.	N.A.	\$2025	\$2283	\$2543	\$2802	\$3060
	42"H	N.A.	N.A.	N.A.	N.A.	\$2368	\$2669	\$2972	\$3274	\$3578
	48"H	N.A.	N.A.	N.A.	N.A.	\$2542	\$2865	\$3189	\$3510	\$3835

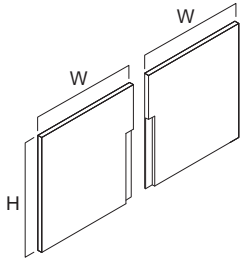
► Specification Information, continued on next page

Answer Beam End-of-Run Boundary Screens, Straight, continued

► Specification Information, continued from previous page

Specification Information

Style Number	Dimensions H	Screen Type	U.S. Base Prices									
		Modular Width	25½"W	31½"W	37½"W	43½"W	49½"W	55½"W	61½"W	67½"W	73½"W	
		Parametric Width	25½"W – 31⅞"W	31½"W – 37⅞"W	37½"W – 43⅞"W	43½"W – 49⅞"W	49½"W – 55⅞"W	55½"W – 61⅞"W	61½"W – 67⅞"W	67½"W – 73⅞"W	73½"W	



Beam End-of-Run Straight Boundary Screens—Split

High-Pressure Laminate

TSBSCSPT	28½"H	\$ 734	\$ 875	\$1020	\$1162	\$1307	\$1450	\$1595	\$1737	\$1881
	42"H	\$ 762	\$ 934	\$1105	\$1276	\$1450	\$1622	\$1793	\$1967	\$2141
	48"H	\$ 776	\$ 962	\$1150	\$1335	\$1522	\$1709	\$1896	\$2081	\$2270

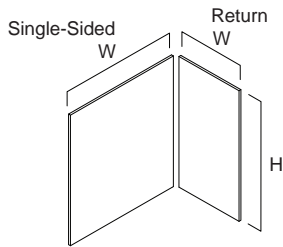
Wood Veneer

TSBSCSPT	28½"H	\$ 992	\$1249	\$1509	\$1765	\$2025	\$2283	\$2543	\$2802	\$3060
	42"H	\$1163	\$1465	\$1766	\$2067	\$2368	\$2669	\$2972	\$3274	\$3578
	48"H	\$1250	\$1572	\$1896	\$2218	\$2542	\$2865	\$3189	\$3510	\$3835

Tip: When specifying a split boundary screen, two screen widths need to be specified. The final price will include the price of both individual screen segments.

Answer Beam End-of-Run Boundary Screens

L Return



Standard Includes		Required to Specify
► Need help? Product details, page 76	<ul style="list-style-type: none"> Primary and return screen: High-Pressure Laminate price group 1 or wood group 1 veneer Edge on laminate screen: plastic, if selected Height: 28½"H, 42"H, or 48"H Width: <ul style="list-style-type: none"> – Single-sided: 27"W–75"W – Split left and right: 25½"W–73½"W Connecting panel cover: paint price group 1 1½" adjustable glides Attachment hardware 	<ol style="list-style-type: none"> Style number Screen size type (see below under Required Selections) Screen height(s) Screen width(s) Handedness: on single-sided screens, if selected (see below under Required Selections) High-Pressure Laminate or wood veneer color for screen Plastic color number for edge on laminate screen, if selected Grain direction Paint color number for connecting panel cover Options, if selected (see below)
		► See <i>Surface Materials</i> , page 448.

	Required Component	U.S. Price
Additional Hardware	• Single-connect single-sided L return	+\$ 58
	• Single-connect split L return	+\$ 86

Tip: When specifying a beam end-of-run boundary screen, order an end-of-run junction with the omit trim option.

Tip: When specifying the paint finish for the bracket cover, select a finish that compliments the selected laminate or veneer finish.

For laminate price group 2 and group 3 pricing, please refer to the electronic catalog or SmartTools.

Tip: When specifying a split L return boundary screen, four screen widths will need to be specified.

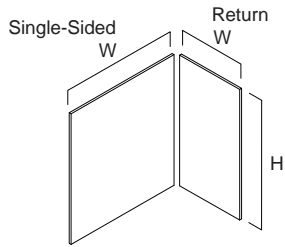
Tip: Full-fill finish codes can be used to simplify specification of veneer boundary screens being used in settings with full-fill veneer products. The screen will not have the final fill coat applied, but the finish color will be consistent with the full-fill products.

	Required Selections	U.S. Price	Required to Specify
Screen Size Type	• Modular	No cost	Specify <i>with modular</i> .
	• Parametric	No cost	Specify <i>with parametric</i> .
Handedness (Single-Sided Screens Only)	• Right handed	No cost	Specify <i>with single-sided right</i> .
	• Left handed	No cost	Specify <i>with single-sided left</i> .

	Options	U.S. Price	Required to Specify
Surface Materials	Screen		
	• Laminate price group 2	See information at left	Specify laminate color number.
	• Laminate price group 3	See information at left	Specify laminate color number.
	• Open Line laminate	+\$204 plus cost of laminate	► See <i>Surface Materials Reference Manual</i> .
	• Wood group 2	+\$204	Specify wood color number.
	• Wood group 3	+\$713	Specify wood color number.
	• Customiz stain	No cost	Specify <i>with Customiz stain</i> .
	• Full-fill finish on wood group 1 veneer	No cost	Specify full-fill finish number.
	Connecting panel cover		
	• Paint price group 2	+\$ 16	Specify paint color number.
	• Paint price group 3	+\$ 34	Specify paint color number.
	Laminate wood grain direction		
	• No direction	No cost	Specify <i>with no direction</i> .
	• Horizontal	No cost	Specify <i>with horizontal grain direction</i> .
	• Vertical	No cost	Specify <i>with vertical grain direction</i> .
	Wood veneer grain direction		
	• No direction	No cost	Specify <i>with no direction</i> .
	• Horizontal	No cost	Specify <i>with horizontal grain direction</i> .
	• Vertical	No cost	Specify <i>with vertical grain direction</i> .

Specification Information

Style Number	Dimensions H	Screen Type	U.S. Base Prices								
		Modular Width	27"W	33"W	39"W	45"W	51"W	57"W	63"W	69"W	75"W
		Parametric Width	27"W – 32 ¹⁵ / ₁₆ "W	33"W – 38 ¹⁵ / ₁₆ "W	39"W – 44 ¹⁵ / ₁₆ "W	45"W – 50 ¹⁵ / ₁₆ "W	51"W – 56 ¹⁵ / ₁₆ "W	57"W – 62 ¹⁵ / ₁₆ "W	63"W – 68 ¹⁵ / ₁₆ "W	69"W – 74 ¹⁵ / ₁₆ "W	75"W



Beam End-of-Run L Return Boundary Screens—Single Sided

High-Pressure Laminate — Primary Screen

TSBSCLSSD	28½"H	\$734	\$875	\$1020	\$1162	\$1307	\$1450	\$1595	\$1737	\$1881
	42"H	\$762	\$934	\$1105	\$1276	\$1450	\$1622	\$1793	\$1967	\$2141
	48"H	\$776	\$962	\$1150	\$1335	\$1522	\$1709	\$1896	\$2081	\$2270

Style Number	Dimensions H	Screen Type	U.S. Base Prices		
		Modular Width	18"W	24"W	30"W
		Parametric Width	18"W – 23 ¹⁵ / ₁₆ "W	24"W – 29 ¹⁵ / ₁₆ "W	30"W

High-Pressure Laminate — Return Screen

TSBSCLSSD	28½"H	+\$661	+\$734	+\$875
	42"H	+\$676	+\$762	+\$934
	48"H	+\$682	+\$776	+\$962

Tip: When specifying an L return boundary screen, primary and return screen widths need to be specified. The final price will include the price of both individual screen segments.

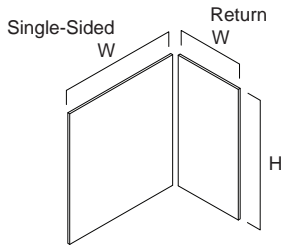
► **Specification Information, continued on next page**

Answer Beam End-of-Run Boundary Screens, L Return, continued

► Specification Information, continued from previous page

Specification Information

Style Number	Dimensions H	Screen Type	U.S. Base Prices								
		Modular Width	27"W	33"W	39"W	45"W	51"W	57"W	63"W	69"W	75"W
		Parametric Width	27"W – 32 ¹⁵ / ₁₆ "W	33"W – 38 ¹⁵ / ₁₆ "W	39"W – 44 ¹⁵ / ₁₆ "W	45"W – 50 ¹⁵ / ₁₆ "W	51"W – 56 ¹⁵ / ₁₆ "W	57"W – 62 ¹⁵ / ₁₆ "W	63"W – 68 ¹⁵ / ₁₆ "W	69"W – 74 ¹⁵ / ₁₆ "W	75"W



Beam End-of-Run L Return Boundary Screens—Single Sided

Wood Veneer — Primary Screen

TSBSCLSSD	28½"H	\$ 992	\$1249	\$1509	\$1765	\$2025	\$2283	\$2543	\$2802	\$3060
	42"H	\$1163	\$1465	\$1766	\$2067	\$2368	\$2669	\$2972	\$3274	\$3578
	48"H	\$1250	\$1572	\$1896	\$2218	\$2542	\$2865	\$3189	\$3510	\$3835

Style Number	Dimensions H	Screen Type	U.S. Base Prices		
		Modular Width	18"W	24"W	30"W
		Parametric Width	18"W – 23 ¹⁵ / ₁₆ "W	24"W – 29 ¹⁵ / ₁₆ "W	30"W

Wood Veneer — Return Screen

TSBSCLSSD	28½"H	+\$ 863	+\$ 992	+\$1249
	42"H	+\$1014	+\$1163	+\$1465
	48"H	+\$1090	+\$1250	+\$1572

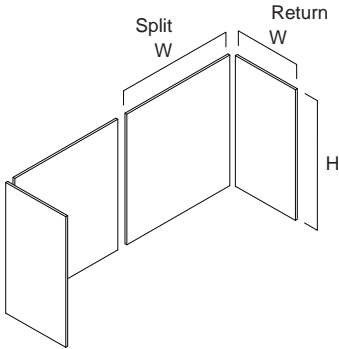
Tip: When specifying an L return boundary screen, primary and return screen widths need to be specified. The final price will include the price of both individual screen segments.

► Specification Information, continued on next page

► Specification Information, continued from previous page

Specification Information

Style Number	Dimensions H	Screen Type	U.S. Base Prices									
		Modular Width	25½"W	31½"W	37½"W	43½"W	49½"W	55½"W	61½"W	67½"W	73½"W	
		Parametric Width	25½"W – 31⅞"W	31½"W – 37⅞"W	37½"W – 43⅞"W	43½"W – 49⅞"W	49½"W – 55⅞"W	55½"W – 61⅞"W	61½"W – 67⅞"W	67½"W – 73⅞"W	73½"W	



Beam End-of-Run L Return Boundary Screens—Split

High-Pressure Laminate — Primary Screen

TSBSCLSPT	28½"H	\$734	\$875	\$1020	\$1162	\$1307	\$1450	\$1595	\$1737	\$1881
	42"H	\$762	\$934	\$1105	\$1276	\$1450	\$1622	\$1793	\$1967	\$2141
	48"H	\$776	\$962	\$1150	\$1335	\$1522	\$1709	\$1896	\$2081	\$2270

Style Number	Dimensions H	Screen Type	U.S. Base Prices		
		Modular Width	18"W	24"W	30"W
		Parametric Width	18"W – 23⅞"W	24"W – 29⅞"W	30"W

High-Pressure Laminate — Return Screen

TSBSCLSPT	28½"H	+\$661	+\$734	+\$875
	42"H	+\$676	+\$762	+\$934
	48"H	+\$682	+\$776	+\$962

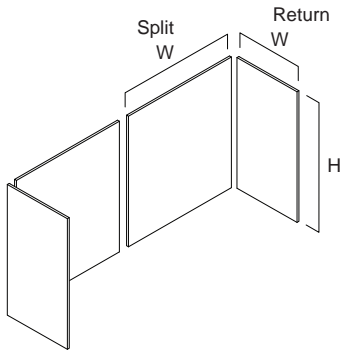
When specifying a split L return boundary screen, primary and return screen widths (four total) need to be specified. The final price will include the price of all four individual screen segments.

► Specification Information, continued on next page

Answer Beam End-of-Run Boundary Screens, L Return, continued

► Specification Information, continued from previous page

Specification Information										
Style Number	Dimensions H	Screen Type	U.S. Base Prices							
		Modular Width	25½"W	31½"W	37½"W	43½"W	49½"W	55½"W	61½"W	67½"W
		Parametric Width	25½"W – 31⅞"W	31½"W – 37⅞"W	37½"W – 43⅞"W	43½"W – 49⅞"W	49½"W – 55⅞"W	55½"W – 61⅞"W	61½"W – 67⅞"W	67½"W – 73⅞"W



Beam End-of-Run L Return Boundary Screens—Split

Wood Veneer — Primary Screen

TSBSCLSPT	28½"H	\$ 992	\$1249	\$1509	\$1765	\$2025	\$2283	\$2543	\$2802	\$3060
	42"H	\$1163	\$1465	\$1766	\$2067	\$2368	\$2669	\$2972	\$3274	\$3578
	48"H	\$1250	\$1572	\$1896	\$2218	\$2542	\$2865	\$3189	\$3510	\$3835

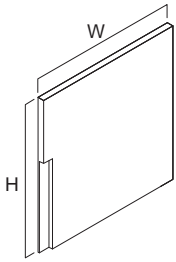
Style Number	Dimensions H	Screen Type	U.S. Base Prices		
		Modular Width	18"W	24"W	30"W
		Parametric Width	18"W – 23⅞"W	24"W – 29⅞"W	30"W

Wood Veneer — Return Screen

TSBSCLSPT	28½"H	+\$ 863	+\$ 992	+\$1249
	42"H	+\$1014	+\$1163	+\$1465
	48"H	+\$1090	+\$1250	+\$1572

When specifying a split L return boundary screen, primary and return screen widths (four total) need to be specified. The final price will include the price of all four individual screen segments.

Answer Beam On-Module In-Line Boundary Screens



Tip: Additional hardware upcharge is applied only when on-module X style number is specified.

Tip: Remember to specify Answer beam on-module in-line boundary screen junction when ordering an Answer beam on-module in-line boundary screen.

Tip: When specifying the paint finish for the bracket cover, select a finish that compliments the selected laminate or veneer finish.

For laminate price group 2 and group 3 pricing, please refer to the electronic catalog or SmartTools.

Tip: Full-fill finish codes can be used to simplify specification of veneer boundary screens being used in settings with full-fill veneer products. The screen will not have the final fill coat applied, but the finish color will be consistent with the full-fill products.

Standard Includes		Required to Specify
<p>► Need help? Product details, page 80</p> <ul style="list-style-type: none"> Screen: High-Pressure Laminate price group 1 or wood group 1 veneer Edge on laminate screen, if selected: plastic Height: 42"H or 48"H Width: <ul style="list-style-type: none"> On-module T: 27"W–75"W On-module X: 25½"W–73½"W Bracket cover and bracket trim: paint price group 1 Junction trim: paint price group 1 (On-module T only) 1½" adjustable glides Attachment hardware 		<ol style="list-style-type: none"> Style number Screen size type (see below under Required Selections) Screen height(s) Screen width(s) High-Pressure Laminate or wood veneer color for screen Plastic color number for edge on laminate screen, if selected Grain direction Paint color number for connecting panel cover and bracket trim Paint color number for junction trim, if selected Options, if selected (see below)
		► See <i>Surface Materials</i> , page 448.

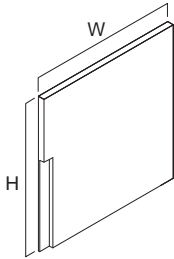
Required Component		U.S. Price
Additional Hardware	<ul style="list-style-type: none"> On-module X 	+\$ 29

Required Selections		U.S. Price	Required to Specify
Screen Size Type	<ul style="list-style-type: none"> Modular Parametric 	No cost No cost	Specify <i>with modular</i> . Specify <i>with parametric</i> .

Options		U.S. Price	Required to Specify
Surface Materials	Screen <ul style="list-style-type: none"> Laminate price group 2 Laminate price group 3 Open Line laminate Wood group 2 Wood group 3 Customiz stain Full-fill finish on wood group 1 veneer 	See information at left See information at left +\$204 plus cost of laminate +\$204 +\$713 No cost No cost	Specify laminate color number. Specify laminate color number. ► See <i>Surface Materials Reference Manual</i> . Specify wood color number. Specify wood color number. Specify <i>with Customiz stain</i> . Specify full-fill finish number.
Connecting panel cover and bracket trim			
<ul style="list-style-type: none"> Paint price group 2 Paint price group 3 		+\$ 16 +\$ 34	Specify paint color number. Specify paint color number.
Junction trim (on-module T only)			
<ul style="list-style-type: none"> Paint price group 2 Paint price group 3 		+\$ 16 +\$ 34	Specify paint color number. Specify paint color number.
Laminate wood grain direction			
<ul style="list-style-type: none"> No direction Horizontal Vertical 		No cost No cost No cost	Specify <i>with no direction</i> . Specify <i>with horizontal grain direction</i> . Specify <i>with vertical grain direction</i> .
Wood veneer grain direction			
<ul style="list-style-type: none"> No direction Horizontal Vertical 		No cost No cost No cost	Specify <i>with no direction</i> . Specify <i>with horizontal grain direction</i> . Specify <i>with vertical grain direction</i> .

Specification Information

Style Number	Dimensions H	Screen Type	U.S. Base Prices								
		Modular Width	27"W	33"W	39"W	45"W	51"W	57"W	63"W	69"W	75"W
		Parametric Width	27"W – 32 ¹⁵ / ₁₆ "W	33"W – 38 ¹⁵ / ₁₆ "W	39"W – 44 ¹⁵ / ₁₆ "W	45"W – 50 ¹⁵ / ₁₆ "W	51"W – 56 ¹⁵ / ₁₆ "W	57"W – 62 ¹⁵ / ₁₆ "W	63"W – 68 ¹⁵ / ₁₆ "W	69"W – 74 ¹⁵ / ₁₆ "W	75"W



Beam On-Module T Boundary Screen

High-Pressure Laminate

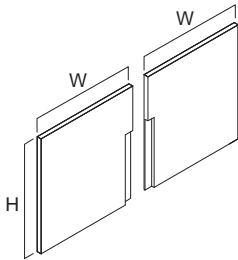
TSBBST	42"H		\$ 762	\$ 934	\$1105	\$1276	\$1450	\$1622	\$1793	\$1967	\$2141
	48"H		\$ 776	\$ 962	\$1150	\$1335	\$1522	\$1709	\$1896	\$2081	\$2270

Wood Veneer

TSBBST	42"H		\$1163	\$1465	\$1766	\$2067	\$2368	\$2669	\$2972	\$3274	\$3578
	48"H		\$1250	\$1572	\$1896	\$2218	\$2542	\$2865	\$3189	\$3510	\$3835

Specification Information

Style Number	Dimensions H	Screen Type	U.S. Base Prices								
		Modular Width	25 ¹ / ₂ "W	31 ¹ / ₂ "W	37 ¹ / ₂ "W	43 ¹ / ₂ "W	49 ¹ / ₂ "W	55 ¹ / ₂ "W	61 ¹ / ₂ "W	67 ¹ / ₂ "W	73 ¹ / ₂ "W
		Parametric Width	25 ¹ / ₂ "W – 31 ¹ / ₁₆ "W	31 ¹ / ₂ "W – 37 ⁷ / ₁₆ "W	37 ¹ / ₂ "W – 43 ⁷ / ₁₆ "W	43 ¹ / ₂ "W – 49 ⁷ / ₁₆ "W	49 ¹ / ₂ "W – 55 ⁷ / ₁₆ "W	55 ¹ / ₂ "W – 61 ⁷ / ₁₆ "W	61 ¹ / ₂ "W – 67 ⁷ / ₁₆ "W	67 ¹ / ₂ "W – 73 ⁷ / ₁₆ "W	73 ¹ / ₂ "W



Beam On-Module X Boundary Screen

High-Pressure Laminate

TSBBSX	42"H		\$ 762	\$ 934	\$1105	\$1276	\$1450	\$1622	\$1793	\$1967	\$2141
	48"H		\$ 776	\$ 962	\$1150	\$1335	\$1522	\$1709	\$1896	\$2081	\$2270

Wood Veneer

TSBBSX	42"H		\$1163	\$1465	\$1766	\$2067	\$2368	\$2669	\$2972	\$3274	\$3578
	48"H		\$1250	\$1572	\$1896	\$2218	\$2542	\$2865	\$3189	\$3510	\$3835

Tip: When specifying a beam on-module X boundary screen, two screen widths need to be specified. The final price will include the price of both individual screen segments.

Answer Beam On-Module In-Line Boundary Screen Junction



Tip: When specifying a beam on-module in-line boundary screen, a beam on-module in-line boundary screen junction takes the place of a beam in-line junction.

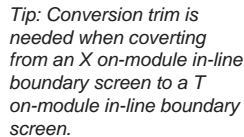
Standard Includes	Required to Specify
-------------------	---------------------

- | | |
|---------------------------------------------|---------------------------------------------|
| ► Need help?
Product details,
page 80 | • Junction: black paint

Style number |
|---------------------------------------------|---------------------------------------------|

Specification Information	
---------------------------	--

• Style • Number • •	• U.S. • Price • •
TSBJBS	\$227

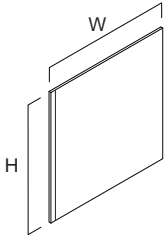


Standard Includes		Required to Specify	
<p>► Need help? Product details, page 80</p>	<ul style="list-style-type: none"> Trim: paint price group 1 	<p>1 Style number 2 Paint color number for trim 3 Options, if selected (see below) ► See <i>Surface Materials</i>, page 448.</p>	

Options	U.S. Price	Required to Specify
Surface Materials <ul style="list-style-type: none"> Paint price group 1 Paint price group 2 Paint price group 3 	No cost +\$16 +\$34	Specify paint color number. Specify paint color number. Specify paint color number.

Specification Information	
Style Number	U.S. Base Price
TSBBSCTRIM	\$90

Centered In-Line Boundary Screens



Tip: Full-fill finish codes can be used to simplify specification of veneer boundary screens being used in settings with full-fill veneer products. The screen will not have the final fill coat applied, but the finish color will be consistent with the full-fill products.

Tip: When specifying the paint finish for the bracket cover, select a finish that compliments the selected laminate or veneer finish.

For laminate price group 2 and group 3 pricing, please refer to the electronic catalog or SmartTools.

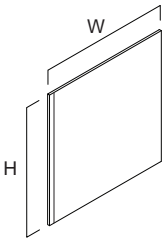
	Standard Includes	Required to Specify
► Need help? Product details, page 82	<ul style="list-style-type: none"> Screen: High-Pressure Laminate price group 1 or wood group 1 veneer Edge on laminate screen, if selected: plastic Height: 28½"H, 42"H, or 48"H Width: <ul style="list-style-type: none"> – Single-sided: 24"W–72"W Connecting panel cover and bracket trim: paint price group 1 ½" adjustable glides Attachment hardware 	<ol style="list-style-type: none"> 1 Style number 2 Screen size type (see below under Required Selections) 3 Screen height(s) 4 Screen width(s) 5 High-Pressure Laminate or wood veneer color for screen 6 Plastic color number for edge on laminate screen, if selected 7 Grain direction 8 Paint color number for connecting panel cover and bracket trim 9 Options, if selected (see below) <p>► See <i>Surface Materials</i>, page 448.</p>

	Required Selections	U.S. Price	Required to Specify
Screen Size Type	<ul style="list-style-type: none"> • Modular • Parametric 	No cost No cost	Specify <i>with modular</i> . Specify <i>with parametric</i> .
	Options	U.S. Price	Required to Specify
Surface Materials	Screen <ul style="list-style-type: none"> • Laminate price group 2 • Laminate price group 3 • Open Line laminate • Wood group 2 • Wood group 3 • Customiz stain • Full-fill finish on wood group 1 veneer 	See information at left See information at left +\$204 plus cost of laminate +\$204 +\$713 No cost No cost	Specify laminate color number. Specify laminate color number. ► See <i>Surface Materials Reference Manual</i> . Specify wood color number. Specify wood color number. Specify <i>with Customiz stain</i> . Specify full-fill finish number.
	Connecting panel cover and bracket trim <ul style="list-style-type: none"> • Paint price group 2 • Paint price group 3 	+\$ 16 +\$ 34	Specify paint color number. Specify paint color number.
	Laminate wood grain direction <ul style="list-style-type: none"> • No direction • Horizontal • Vertical 	No cost No cost No cost	Specify <i>with no direction</i> . Specify <i>with horizontal grain direction</i> . Specify <i>with vertical grain direction</i> .
	Wood veneer grain direction <ul style="list-style-type: none"> • No direction • Horizontal • Vertical 	No cost No cost No cost	Specify <i>with no direction</i> . Specify <i>with horizontal grain direction</i> . Specify <i>with vertical grain direction</i> .

Centered In-Line Boundary
Screens

Specification Information

Style Number	Dimensions H	Screen Type	U.S. Base Prices									
			Modular Width	24"W	30"W	36"W	42"W	48"W	54"W	60"W	66" W	72"W
		Parametric Width		24"W – 29 ¹⁵ / ₁₆ "W	30"W – 35 ¹⁵ / ₁₆ "W	36"W – 41 ¹⁵ / ₁₆ "W	42"W – 47 ¹⁵ / ₁₆ "W	48"W – 54 ¹⁵ / ₁₆ "W	54"W – 59 ¹⁵ / ₁₆ "W	60"W – 65 ¹⁵ / ₁₆ "W	66"W – 71 ¹⁵ / ₁₆ "W	72"W



Boundary,
Worksurface, and
Beam Screens

High-Pressure Laminate

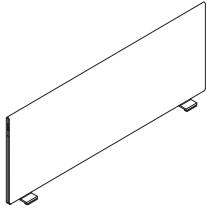
TSBBSCI	28½"H	\$ 734	\$ 875	\$1020	\$1162	\$1307	\$1450	\$1595	\$1737	\$1881
	42"H	\$ 762	\$ 934	\$1105	\$1276	\$1450	\$1622	\$1793	\$1967	\$2141
	48"H	\$ 776	\$ 962	\$1150	\$1335	\$1522	\$1709	\$1896	\$2081	\$2270

Wood Veneer

TSBBSCI	28½"H	\$ 992	\$1249	\$1509	\$1765	\$2025	\$2283	\$2543	\$2802	\$3060
	42"H	\$1163	\$1465	\$1766	\$2067	\$2368	\$2669	\$2972	\$3274	\$3578
	48"H	\$1250	\$1572	\$1896	\$2218	\$2542	\$2865	\$3189	\$3510	\$3835

Universal Beam Screens and Aligners

Universal Beam Screens



Tip: 13½"H screen will align at a 42" datum. 19½"H screen will align at a 48" datum.

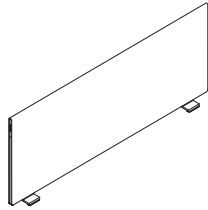
Standard Includes		Required to Specify	
► Need help? Product details, page 84	<ul style="list-style-type: none"> Screen: fabric price group 1 Brackets and plastic cap: 7360 Merle Bracket cover: 4799 Platinum Metallic Edge: PET 	1 Style number 2 Width (see below under Required Selections) 3 Height (see below under Required Selections) 4 Fabric color number for screen 5 Edge color: P630 Medium Heather Grey PET P631 Dark Heather Grey PET 6 Options, if selected (see below) ► See <i>Surface Materials</i> , page 448.	
Required Selections		U.S. Price	Required to Specify
Width	• 24"W	Prices at right	Specify width.
	• 30"W	Prices at right	Specify width.
	• 36"W	Prices at right	Specify width.
	• 42"W	Prices at right	Specify width.
	• 48"W	Prices at right	Specify width.
	• 54"W	Prices at right	Specify width.
	• 60"W	Prices at right	Specify width.
	• 66"W	Prices at right	Specify width.
	• 72"W	Prices at right	Specify width.
	• 78"W	Prices at right	Specify width.
	• 84"W	Prices at right	Specify width.
	• 90"W	Prices at right	Specify width.
	• 96"W	Prices at right	Specify width.
Height	• 13½"H	Prices at right	Specify height.
	• 19½"H	Prices at right	Specify height.
Options		U.S. Price	Required to Specify
Surface Materials	• Fabric price group 1	No cost	Specify fabric color number.
	• Fabric price group 2	+\$ 49	Specify fabric color number.
	• Fabric price group 3	+\$132	Specify fabric color number.
	• Fabric price group 4	+\$165	Specify fabric color number.
	• Fabric price group 5	+\$203	Specify fabric color number.
	• Fabric price group 6	+\$237	Specify fabric color number.
	• Fabric price group 7	+\$274	Specify fabric color number.
	• Fabric price group 8	+\$307	Specify fabric color number.
	• Fabric price group 9	+\$343	Specify fabric color number.
	• Fabric price group 10	+\$378	Specify fabric color number.
	• Customer's Own Material (COM)	+\$ 23	► See <i>Surface Materials Reference Manual</i> .
Related Products	• Aligners		► Page 269

Specification Information


Style Number	Height	U.S. Base Prices							
		24"W	30"W	36"W	42"W	48"W	54"W	60"W	66"W
TSBSC	13½"	\$610	\$655	\$703	\$746	\$791	\$ 835	\$ 881	\$ 929
	19½"	\$703	\$770	\$841	\$912	\$984	\$1054	\$1126	\$1195

► Specification Information, continued from above

Style Number	Height	U.S. Base Prices				
		72"W	78"W	84"W	90"W	96"W
TSBSC	13½"	\$ 970	\$1014	\$1056	\$1101	\$1147
	19½"	\$1268	\$1335	\$1405	\$1472	\$1540



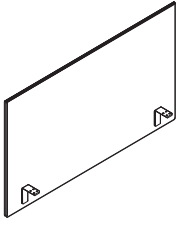
Aligners



Tip: Aligners are for use with Universal screens only.

Standard Includes		Required to Specify
► Need help? Product details, page 85	• Aligners, package of 10: 6527 Merle	Style number
Specification Information		
Style Number	U.S. Price	
UFAL	\$36	

Universal Privacy/Modesty Screens



Tip: Universal privacy/modesty screens can be attached to 3/4"–1 1/2" thick worksurface, including height adjustable work-surfaces, universal work-surfaces, and Elective Elements work-surfaces.

Tip: The screens weigh between 9.79 lb and 11.89 lb. Take this into consideration when planning for use on height-adjustable work-surfaces.

Tip: The universal privacy/modesty screen is intended for use on the back of a worksurface.

Tip: Fabric is applied horizontally on the screen.

Tip: Screen allows for 1 1/8" cord drop or no cord drop. See understanding pages for product specific application guidelines.

Standard Includes

- ▶ Need help? Product details, page 86
- Screen: fabric price group 1
- Brackets: 7360 Merle
- Edge: PET

Required to Specify

- 1 Style number
 - 2 Width (see below under Required Selections)
 - 3 Mount location (see below under Required Selections)
 - 4 Fabric color number for screen
 - 5 Edge color:
 - P630 Medium Heather Grey PET
 - P631 Dark Heather Grey PET
 - 6 Options, if selected (see below)
- ▶ See *Surface Materials*, page 448.

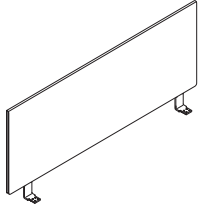
	Required Selections	U.S. Price	Required to Specify
Width	<ul style="list-style-type: none"> • 42"W • 48"W • 54"W • 60"W • 66"W 	Prices below Prices below Prices below Prices below Prices below	Specify width. Specify width. Specify width. Specify width. Specify width.
Mount Location	<ul style="list-style-type: none"> • Privacy (19 1/8" above the worksurface, 5 1/2" below the worksurface) • Privacy/modesty (13" above the worksurface, 11 7/10" below the worksurface) 	No cost No cost	Specify with privacy application. Specify with privacy/modesty application.

	Options	U.S. Price	Required to Specify
Surface Materials	<ul style="list-style-type: none"> • Fabric price group 1 • Fabric price group 2 • Fabric price group 3 • Fabric price group 4 • Fabric price group 5 • Fabric price group 6 • Fabric price group 7 • Fabric price group 8 • Fabric price group 9 • Fabric price group 10 • Customer's Own Material (COM) 	No cost +\$ 57 +\$161 +\$205 +\$246 +\$288 +\$334 +\$375 +\$417 +\$459 +\$ 23	Specify fabric color number. Specify fabric color number. Specify fabric color number. Specify fabric color number. Specify fabric color number. Specify fabric color number. Specify fabric color number. Specify fabric color number. Specify fabric color number. Specify fabric color number. Specify fabric color number. ▶ See <i>Surface Materials Reference Manual</i> .

Specification Information

• Style Number	• U.S. Base Prices				
	42"W	48"W	54"W	60"W	66"W
UFPM	\$677	\$719	\$765	\$812	\$857

Universal Privacy Screens



Tip: 13½"H screen will align at a 42" datum. 19½"H screen will align at a 48" datum.

Standard Includes	Required to Specify
<ul style="list-style-type: none"> ▶ Need help? Product details, page 88 • Screen: fabric price group 1 • Brackets: paint price group 1 • Edge: PET 	<ol style="list-style-type: none"> 1 Style number 2 Width (see below under Required Selections) 3 Height (see below under Required Selections) 4 Fabric color number for screen 5 Bracket finish color number 6 Edge color: <ul style="list-style-type: none"> P630 Medium Heather Grey PET P631 Dark Heather Grey PET 7 Options, if selected (see below) <p>▶ See <i>Surface Materials</i>, page 448.</p>

	Required Selections	U.S. Price	Required to Specify
Width	<ul style="list-style-type: none"> • 24"W • 30"W • 36"W • 42"W • 48"W • 54"W • 60"W • 66"W • 72"W • 78"W • 84"W • 90"W • 96"W 	Prices at right Prices at right Prices at right Prices at right Prices at right Prices at right Prices at right Prices at right Prices at right Prices at right Prices at right Prices at right Prices at right Prices at right	Specify width. Specify width. Specify width. Specify width. Specify width. Specify width. Specify width. Specify width. Specify width. Specify width. Specify width. Specify width. Specify width.
Height	<ul style="list-style-type: none"> • 13½"H • 19½"H 	Prices at right Prices at right	Specify height. Specify height.

	Options	U.S. Price	Required to Specify
Surface Materials	<ul style="list-style-type: none"> • Fabric price group 1 • Fabric price group 2 • Fabric price group 3 • Fabric price group 4 • Fabric price group 5 • Fabric price group 6 • Fabric price group 7 • Fabric price group 8 • Fabric price group 9 • Fabric price group 10 • Customer's Own Material (COM) 	No cost +\$ 49 +\$132 +\$165 +\$203 +\$237 +\$274 +\$307 +\$343 +\$378 +\$ 23	Specify fabric color number. Specify fabric color number. Specify fabric color number. Specify fabric color number. Specify fabric color number. Specify fabric color number. Specify fabric color number. Specify fabric color number. Specify fabric color number. Specify fabric color number. Specify fabric color number. ▶ See <i>Surface Materials Reference Manual</i> .
	Bracket <ul style="list-style-type: none"> • Paint price group 1 • Paint price group 2 	No cost +\$ 16	Specify paint color number. Specify paint color number.
Related Products	<ul style="list-style-type: none"> • Aligner 		▶ Page 269

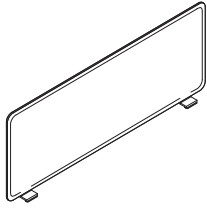
Specification Information

Style Number	Height	U.S. Base Prices							
		24"W	30"W	36"W	42"W	48"W	54"W	60"W	66"W
UFPS	13½"	\$443	\$475	\$505	\$540	\$571	\$605	\$637	\$670
	19½"	\$505	\$557	\$608	\$658	\$713	\$763	\$814	\$862

► Specification Information, continued from above

Style Number	Height	U.S. Base Prices				
		72"W	78"W	84"W	90"W	96"W
UFPS	13½"	\$704	\$735	\$ 766	\$ 798	\$ 831
	19½"	\$915	\$965	\$1014	\$1065	\$1112

Sarto Beam Screens



► Need help?
Product details,
page 90

Standard Includes

- Screen: fabric price group 1
- Brackets and hard stops: 7360 Merle
- Bracket cover: 4799 Platinum Metallic

Required to Specify

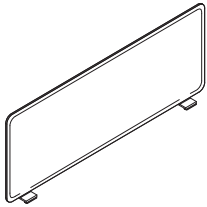
- 1 Style number
 - 2 Size option (see below under Required Selections)
 - 3 Width (see below under Required Selections)
 - 4 Height (see below under Required Selections)
 - 5 Fabric color number for screen
 - 6 Options, if selected (see below)
- See *Surface Materials*, page 448.

	Required Selections	U.S. Price	Required to Specify
Size Option	<ul style="list-style-type: none">• Modular• Parametric	No cost No cost	Specify <i>with modular</i> . Specify <i>with parametric</i> .
Width	Modular	Parametric	
	• 24"W	24"W	Prices at right Specify width.
	• 30"W	24¼"W–30"W	Prices at right Specify width.
	• 36"W	30¼"W–36"W	Prices at right Specify width.
	• 42"W	36¼"W–42"W	Prices at right Specify width.
	• 48"W	42¼"W–48"W	Prices at right Specify width.
	• 54"W	48¼"W–54"W	Prices at right Specify width.
	• 60"W	54¼"W–60"W	Prices at right Specify width.
	• 66"W	60¼"W–66"W	Prices at right Specify width.
	• 72"W	66¼"W–72"W	Prices at right Specify width.
	• 78"W	72¼"W–78"W	Prices at right Specify width.
	• 84"W	78¼"W–84"W	Prices at right Specify width.
	• 90"W	84¼"W–90"W	Prices at right Specify width.
	• 96"W	90¼"W–96"W	Prices at right Specify width.
	Height	Modular	Parametric
• 13½"H		13½"H	Prices at right Specify height.
• 19½"H		13¾"H–19½"H	Prices at right Specify height.

Tip: Modular 13¹/₂"H screen will align at a 42" datum. Modular 19¹/₂"H screen will align at a 48" datum.

Tip: It is highly recommended to use CET SmartTools to verify all dimensions, as there are minor differences between modular and parametric specifications.

	Options	U.S. Price	Required to Specify
Surface Materials	<ul style="list-style-type: none"> • Fabric price group 2 • Fabric price group 3 • Fabric price group 4 • Fabric price group 5 • Fabric price group 6 • Fabric price group 7 • Fabric price group 8 • Fabric price group 9 • Fabric price group 10 • Customer's Own Material (COM) 	+\$ 49 +\$132 +\$165 +\$203 +\$237 +\$274 +\$307 +\$343 +\$378 +\$ 23	Specify fabric color number. Specify fabric color number. Specify fabric color number. Specify fabric color number. Specify fabric color number. Specify fabric color number. Specify fabric color number. Specify fabric color number. Specify fabric color number. Specify fabric color number. ► See <i>Surface Materials Reference Manual</i> .



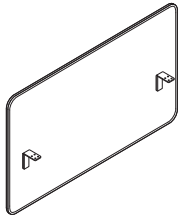
Specification Information

• Style Number	• Height	Screen Type	• U.S. Base Prices						
		Modular Width	24"W	30"W	36"W	42"W	48"W	54"W	60"W
		Parametric Width	24"W	24 ¹ / ₁₆ "W– 30"W	30 ¹ / ₁₆ "W– 36"W	36 ¹ / ₁₆ "W– 42"W	42 ¹ / ₁₆ "W– 48"W	48 ¹ / ₁₆ "W– 54"W	54 ¹ / ₁₆ "W– 60"W
TSBPSC	13½"		\$447	\$479	\$514	\$547	\$578	\$611	\$644
	14"–19½"		\$514	\$567	\$617	\$668	\$719	\$770	\$824

► Specification Information, continued from above

Style Number	Height	Screen Type	U.S. Base Prices					
		Modular Width	66"W	72"W	78"W	84"W	90"W	96"W
		Parametric Width	60 ¹ / ₁₆ "W–66"W	66 ¹ / ₁₆ "W–72"W	72 ¹ / ₁₆ "W–78"W	78 ¹ / ₁₆ "W–84"W	84 ¹ / ₁₆ "W–90"W	90 ¹ / ₁₆ "W–96"W
TSBPSC	13 ¹ / ₂ "		\$678	\$711	\$743	\$ 776	\$ 841	\$ 844
	14"–19 ¹ / ₂ "		\$875	\$928	\$980	\$1031	\$1124	\$1134

Sarto Privacy/Modesty Screens



Tip: Sarto privacy/modesty screens can be attached to 3/4"–1 1/2" thick worksurface, including Ology, Migration, Elective Elements, universal tables, and universal panel-mount worksurfaces.

Tip: The screens weigh between 3.51 and 11.64 lb. Take this into consideration when planning for use on height-adjustable worksurfaces. See understanding pages to calculate screen weight.

Tip: Worksurface type option adds a fourth worksurface bracket and repositions brackets to avoid worksurface scallops.

Tip: Side screen option changes brackets to smaller L-brackets, mounting the screen mount flush to the side of the worksurface. Side screen option is only available on screens 36"W and narrower.

Standard Includes		Required to Specify
► Need help? Product details, page 91	<ul style="list-style-type: none"> Screen: fabric price group 1 Brackets: 7360 Merle 	1 Style number 2 Size option (see below under Required Selections) 3 Width (see below under Required Selections) 4 Height (see below under Required Selections) 5 Privacy height (see below under Required Selections) 6 Worksurface type (see below under Required Selections) 7 Screen type (see below under Required Selections) 8 Fabric color number for screen 9 Options, if selected (see below) ► See <i>Surface Materials</i> , page 447.

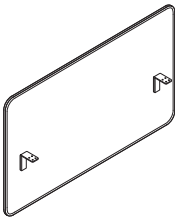
Required Selections				U.S. Price	Required to Specify
Size Option	<ul style="list-style-type: none">ModularParametric			No cost No cost	Specify <i>with modular</i> . Specify <i>with parametric</i> .
Width	Modular	Parametric			
	• N.A.	23"W –28 ¹⁵ / ₁₆ "W		Prices at right	Specify width.
	• 24"W	N.A.		Prices at right	Specify width.
	• 29"W	29"W		Prices at right	Specify width.
	• N.A.	29 ¹ / ₁₆ "W–36"W		Prices at right	Specify width.
	• 42"W	36 ¹ / ₁₆ "W–42"W		Prices at right	Specify width.
	• 46"W	N.A.		Prices at right	Specify width.
	• 48"W	42 ¹ / ₁₆ "W–48"W		Prices at right	Specify width.
	• 54"W	48 ¹ / ₁₆ "W–54"W		Prices at right	Specify width.
	• 58"W	N.A.		Prices at right	Specify width.
	• 60"W	54 ¹ / ₁₆ "W–60"W		Prices at right	Specify width.
	• 66"W	60 ¹ / ₁₆ "W–66"W		Prices at right	Specify width.
	• 70"W	66 ¹ / ₁₆ "W–70"W		Prices at right	Specify width.
Height	Modular	Parametric			
	• 24"H	24"H		Prices at right	Specify height.
	• 30"H	24 ¹ / ₂ "H–30"H		Prices at right	Specify height.
Privacy Height	Screen Height	Minimum Privacy Height	Maximum Privacy Height		
	• 24"H	9"H	16 ¹ / ₂ "H	No cost	Specify privacy height.
	• 24 ¹ / ₂ "H	9 ¹ / ₂ "H	17"H	No cost	Specify privacy height.
	• 25"H	10"H	17 ¹ / ₂ "H	No cost	Specify privacy height.
	• 25 ¹ / ₂ "H	10 ¹ / ₂ "H	18"H	No cost	Specify privacy height.
	• 26"H	11"H	18 ¹ / ₂ "H	No cost	Specify privacy height.
	• 26 ¹ / ₂ "H	11 ¹ / ₂ "H	19"H	No cost	Specify privacy height.
	• 27"H	12"H	19 ¹ / ₂ "H	No cost	Specify privacy height.
	• 27 ¹ / ₂ "H	12 ¹ / ₂ "H	20"H	No cost	Specify privacy height.
	• 28"H	13"H	20 ¹ / ₂ "H	No cost	Specify privacy height.
	• 28 ¹ / ₂ "H	13 ¹ / ₂ "H	21"H	No cost	Specify privacy height.
	• 29"H	14"H	21 ¹ / ₂ "H	No cost	Specify privacy height.
	• 29 ¹ / ₂ "H	14 ¹ / ₂ "H	22"H	No cost	Specify privacy height.
	• 30"H	15"H	22 ¹ / ₂ "H	No cost	Specify privacy height.
	Worksurface Type	For screens 60"W or greater			
<ul style="list-style-type: none">Without scallopWith scallop			No cost +\$55	Specify <i>without scallop</i> . Specify <i>with scallop</i> .	
Screen Type	<ul style="list-style-type: none">Rear screenSide screen			No cost No cost	Specify <i>with rear screen</i> . Specify <i>with side screen</i> .

Tip: Fabric is applied horizontally on the screen.

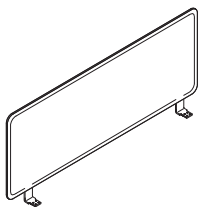
Tip: Screen allows for 1½" cord drop or no cord drop when mounted to the rear of a worksurface. See understanding pages for product specific application guidelines.

	Options	U.S. Price	Required to Specify
Surface Materials	• Fabric price group 2	+\$ 57	Specify fabric color number.
	• Fabric price group 3	+\$161	Specify fabric color number.
	• Fabric price group 4	+\$205	Specify fabric color number.
	• Fabric price group 5	+\$246	Specify fabric color number.
	• Fabric price group 6	+\$288	Specify fabric color number.
	• Fabric price group 7	+\$334	Specify fabric color number.
	• Fabric price group 8	+\$375	Specify fabric color number.
	• Fabric price group 9	+\$417	Specify fabric color number.
	• Fabric price group 10	+\$459	Specify fabric color number.
	• Customer's Own Material (COM)	+\$ 23	Specify fabric color number.
			► See <i>Surface Materials Reference Manual</i> .

Specification Information											
Style Number	Parametric Height	Modular width	U.S. Base Prices								
			24"W	29"W	N.A.	42"W	46"W or 48"W	54"W	58"W or 60"W	66"W	70"W
		Parametric width	23"W	29"W	29½"W	36½"W	42½"W	48½"W	54½"W	60½"W	66½"W
			28½"W		36"W	42"W	48"W	54"W	60"W	66"W	70"W



PSPM	24"	\$431	\$484	\$516	\$546	\$578	\$611	\$644	\$678	\$711
	24½"–30"	\$589	\$650	\$680	\$711	\$743	\$777	\$812	\$845	\$876



Required to Specify

- Need help?
Product details,
page 92

- Screen: fabric price group 1
- Brackets and hard stops: 7360 Merle

- 1 Style number
 - 2 Size option (see below under Required Selections)
 - 3 Width (see below under Required Selections)
 - 4 Height (see below under Required Selections)
 - 5 Screen type (see below under Required Selections)
 - 6 Fabric color number for screen
 - 7 Options, if selected (see below)
- See *Surface Materials*, page 447.

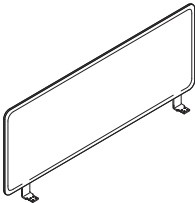
	Required Selections		U.S. Price	Required to Specify
Size Option	<ul style="list-style-type: none">• Modular• Parametric		No cost No cost	Specify <i>with modular</i> . Specify <i>with parametric</i> .
Width	Modular	Parametric		
	• 24"W	24"W	Prices at right	Specify width.
	• 29"W	N.A.	Prices at right	Specify width.
	• 30"W	24½"W–30"W	Prices at right	Specify width.
	• 36"W	30½"W–36"W	Prices at right	Specify width.
	• 42"W	36½"W–42"W	Prices at right	Specify width.
	• 46"W	N.A.	Prices at right	Specify width.
	• 48"W	42½"W–48"W	Prices at right	Specify width.
	• 54"W	48½"W–54"W	Prices at right	Specify width.
	• 58"W	N.A.	Prices at right	Specify width.
	• 60"W	54½"W–60"W	Prices at right	Specify width.
	• 66"W	60½"W–66"W	Prices at right	Specify width.
	• 70"W	N.A.	Prices at right	Specify width.
	• 72"W	66½"W–72"W	Prices at right	Specify width.
	• 78"W	72½"W–78"W	Prices at right	Specify width.
	• 84"W	78½"W–84"W	Prices at right	Specify width.
	• 90"W	84½"W–90"W	Prices at right	Specify width.
	• 96"W	90½"W–96"W	Prices at right	Specify width.
Height	Modular	Parametric		
	• 13½"H	13½"H	Prices at right	Specify height.
	• 19½"H	14"H–19½"H	Prices at right	Specify height.
	• 23½"H	20"H–24"H	Prices at right	Specify height.
	• N.A.	24½"H–30"H	Prices at right	Specify height.
	• 35½"H	30½"H–35½"H	Prices at right	Specify height.
Screen Type	<ul style="list-style-type: none">• Rear screen• Side screen		No cost No cost	Specify <i>with rear screen</i> . Specify <i>with side screen</i> .

Tip: Side screen option changes brackets to offset bayonet brackets maintaining adequate side to side pinch points. Side screen option is only available on screens 36"W and narrower.

	Options	U.S. Price	Required to Specify
Surface Materials	• Fabric price group 2	+\$ 49	Specify fabric color number.
	• Fabric price group 3	+\$132	Specify fabric color number.
	• Fabric price group 4	+\$165	Specify fabric color number.
	• Fabric price group 5	+\$203	Specify fabric color number.
	• Fabric price group 6	+\$237	Specify fabric color number.
	• Fabric price group 7	+\$274	Specify fabric color number.
	• Fabric price group 8	+\$307	Specify fabric color number.
	• Fabric price group 9	+\$343	Specify fabric color number.
	• Fabric price group 10	+\$378	Specify fabric color number.
	• Customer's Own Material (COM)	+\$ 23	▶ See <i>Surface Materials Reference Manual</i>

Specification Information

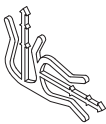
• Style Number	• Parametric Height	• U.S. Base Prices															
		• Modular Width	24"W	29"W or 30"W	36"W	42"W	46"W or 48"W	54"W	58"W or 60"W	66"W	70"W or 72"W	78"W	84"W	90"W	96"W		
			• Parametric Width	24"W	24 ¹ / ₁₆ "W	30 ¹ / ₁₆ "W	36 ¹ / ₁₆ "W	42 ¹ / ₁₆ "W	48 ¹ / ₁₆ "W	54 ¹ / ₁₆ "W	60 ¹ / ₁₆ "W	66 ¹ / ₁₆ "W	72 ¹ / ₁₆ "W	78 ¹ / ₁₆ "W	84 ¹ / ₁₆ "W	90 ¹ / ₁₆ "W	96 ¹ / ₁₆ "W



PSPS	13 1/2"	\$324	\$348	\$372	\$395	\$420	\$446	\$470	\$493	\$518	\$ 560	\$ 583	\$ 608	\$ 632
	14"–19 1/2"	\$370	\$408	\$446	\$484	\$521	\$558	\$596	\$632	\$673	\$ 735	\$ 770	\$ 812	\$ 847
	20"–24"	\$452	\$484	\$516	\$546	\$578	\$611	\$644	\$678	\$711	\$ 752	\$ 792	\$ 832	\$ 873
	24 1/2"–30"	\$617	\$650	\$680	\$711	\$743	\$777	\$812	\$845	\$876	\$1088	\$1158	\$1227	\$1297
	30 1/2"–35 1/2"	\$701	\$734	\$764	\$795	\$827	\$859	\$892	\$925	\$960	\$1170	\$1239	\$1310	\$1380

Boundary,
Worksurface, and
Beam Screens

Sarto Alignment Bracket



Tip: Alignment bracket is for use with Sarto privacy or Sarto privacy/modesty screens.

Tip: Alignment bracket is for Sarto screens in perpendicular applications.

Standard Includes	Required to Specify
-------------------	---------------------

- | | |
|---------------------------------------------|------------------------------------------|
| ► Need help?
Product details,
page 91 | • Alignment bracket: translucent plastic |
|---------------------------------------------|------------------------------------------|

Style number

Specification Information	
---------------------------	--

• Style : Number :	• U.S. : Price :
--------------------------	------------------------

PSCB	\$7
:	:

Divisio Side Screen

Divisio Side Screen



Tip: The Divisio side screen can be used on any 3/4"- to 1 1/2"-thick worksurface.

Tip: The Divisio side screen has an overhang of 8". This is important when planning for returns or storage.

Tip: The Divisio side screen weighs approximately 14 1/2 pounds. Take this into consideration when planning for use on height-adjustable workspaces.

Tip: The Divisio side screen is intended for use on the front of a worksurface.

Tip: The Divisio side screen does not work on knife edge profiles.

Standard Includes	Required to Specify
<div>▶ Need help? Product details, page 93</div> <div>• Screen: fabric price group A</div> <div>• Top cap and clamp: 4799 Platinum paint</div>	<div>1 Style number</div> <div>2 Fabric color number</div> <div>▶ See <i>Surface Materials Reference Manual</i>.</div>

Options	U.S. Price	Required to Specify
<div>Surface Materials</div> <div>Fabric</div> <div>• Fabric price group A</div> <div>• Fabric price group 1</div> <div>• Fabric price group 2</div> <div>• Customer's Own Material (COM)</div>	<div>No cost</div> <div>No cost</div> <div>+\$21</div> <div>+\$23</div>	<div>Specify fabric color number.</div> <div>Specify fabric color number.</div> <div>Specify fabric color number.</div> <div>▶ See <i>Surface Materials Reference Manual</i>.</div>

Specification Information			
Dimensions		Style	U.S.
D	H	Number	Base Price
29 1/2"	11 5/8"	DVSS2912	\$509
:	:	:	:

Specifying Universal Systems Worksurfaces and Supports

Worksurfaces

Straight Worksurfaces	284
Parametric Straight Worksurfaces	288
Straight Worksurfaces with Soft Edge Profile	292
Parametric Straight Worksurfaces with Soft Edge Profile	294
120° Straight Worksurface	298
Tapered Worksurfaces	300
Tapered Worksurfaces with Soft Edge Profile	301
Taper-Flat Worksurfaces	302
Single-Tapered Worksurfaces	303
Corner, 120° Worksurfaces	304

Universal Bench for Answer Beam	306
----------------------------------------	------------

Power and Data Access Door and Tray	308
--------------------------------------------	------------

Grommets	310
-----------------	------------

Beam-Mounted Universal Systems Worksurface Supports	312
------------------------------------------------------------	------------

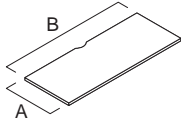
FrameOne Legs and Supports for Universal Worksurfaces	314
--------------------------------------------------------------	------------

Infills for FrameOne Legs for Universal Worksurfaces	315
-------------------------------------------------------------	------------

Post Legs and Double Post Leg	316
--------------------------------------	------------

Straight Worksurfaces

High-Pressure Laminate or Wood Veneer



Tip: Supports for freestanding and beam-mounted applications must be specified separately.

Tip: Long work surface spans require additional support.

► See understanding section for details, page 111

For wood and laminate group 2 and 3 pricing, please refer to the electronic catalog or SmartTools.

Tip: To specify 3 mm edge profile, no suffix is required. For all other edge profiles, add a suffix to the style number. (For example, US1830 becomes US1830SW for wood with square edge profile.)

Tip: Power and data access door and tray is ordered separately to be used with cutout.

► Page 308

► See page 120 for work surface size availability matrix.

Tip: Scallop will be omitted if you select power access door.

Tip: Power access door option includes the power access door and a cutout for the door in the work surface.

Tip: Power access door option is only available on straight work surfaces with 1/2" cord drop.

Standard Includes		Required to Specify
► Need help? Product details, page 112	<ul style="list-style-type: none">• Worksurface: High-Pressure Laminate price group 1 or wood group 1 veneer• Laminate worksurface:<ul style="list-style-type: none">–Plastic 3 mm edge profile or knife profile on front edge–Plastic default flat profile on side and back edges• Wood worksurface:<ul style="list-style-type: none">–Wood 3 mm edge profile on front edge–Matching veneer flat profile on side and back edges• Cable scallop on back edge	<p>1 Style number with appropriate edge profile suffix K Laminate with knife edge SW Wood with square edge ► See edge profiles below.</p> <p>2 High-Pressure Laminate or wood color number for worksurface</p> <p>3 Plastic color number for front edge on laminate worksurface, if selected</p> <p>4 Options, if selected (see below) ► See <i>Surface Materials</i>, page 448.</p>
Options	U.S. Price	Required to Specify
Surface Materials	High-Pressure Laminate worksurfaces	
	<ul style="list-style-type: none">• Laminate price group 2• Laminate price group 3• Open Line laminate	See information at left See information at left +\$102 plus cost of laminate
	Wood veneer worksurfaces	
	<ul style="list-style-type: none">• Wood group 2• Wood group 3• Customiz stain <ul style="list-style-type: none">• Full-fill finish on wood group 1	See information at left See information at left No cost Prices at right
	Door	
	<ul style="list-style-type: none">• Paint price group 1• Anodized aluminum	No cost +\$ 13 per door Specify paint color number. Specify with <i>8043 Clear Anodized Aluminum</i> .
Scallop	<ul style="list-style-type: none">• Omit scallop	No cost Specify <i>omit scallop</i> .
Cutout for Power and Data Access Door and Tray	<ul style="list-style-type: none">• Cutout	No cost Specify with <i>cutout for power and data access door</i> .
Power Access Door	Applies to 30"W	
	<ul style="list-style-type: none">• No power access• Power access door center	No cost +\$136 Specify with <i>no power access</i> . Specify with <i>power access door center</i> .
	Applies to 36"W to 48"W	
	<ul style="list-style-type: none">• No power access• Power access door center• Power access door left• Power access door right	No cost +\$136 +\$136 +\$136 Specify with <i>no power access</i> . Specify with <i>power access door center</i> . Specify with <i>power access door left</i> . Specify with <i>power access door right</i> .
	Applies to 54"W to 66"W	
	<ul style="list-style-type: none">• No power access• Power access door center• Power access door left• Power access door right• Power access door left and right	No cost +\$136 +\$136 +\$136 +\$272 Specify with <i>no power access</i> . Specify with <i>power access door center</i> . Specify with <i>power access door left</i> . Specify with <i>power access door right</i> . Specify with <i>power access door left and right</i> .
	Applies to 72"W to 96"W	
	<ul style="list-style-type: none">• No power access• Power access door center• Power access door left• Power access door right• Power access door left and right• Power access door left and center• Power access door right and center• Power access door left, right, and center	No cost +\$136 +\$136 +\$136 +\$272 +\$272 +\$272 +\$408 Specify with <i>no power access</i> . Specify with <i>power access door center</i> . Specify with <i>power access door left</i> . Specify with <i>power access door right</i> . Specify with <i>power access door left and right</i> . Specify with <i>power access door left and center</i> . Specify with <i>power access door right and center</i> . Specify with <i>power access door left, right, and center</i> .

Related Products

- Reinforcing channel
 - Legs and supports for Universal Systems Worksurfaces
 - Worksurface screens
 - Worksurface power and communication components
- ▶ Page 313
▶ Pages 314–318
▶ Pages 268–281
▶ Page 231







Specification Information

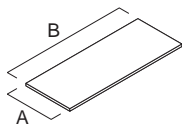
U.S. Base Prices High-Pressure Laminate							U.S. Base Prices High-Pressure Laminate				
						</					

Straight Worksurfaces, High-Pressure Laminate or Wood Veneer, continued

► Specification Information, continued from previous page

Specification Information

U.S. Base Prices High-Pressure Laminate							U.S. Base Prices High-Pressure Laminate						
													
Dimensions	Style	Plastic	Plastic	Wood	Option		Dimensions	Style	Plastic	Edge			
A	B	3 mm	Knife	Square	(Add \$ to		A	Number	3 mm	Edge			
		Edge	Edge	Edge	Base Price)			Edge	Edge				
		No Suffix	Suffix K	Suffix SW	Full-Fill			No Suffix	Suffix K				
					Finish on								
					Wood Group 1								
With 1/2" Cord Drop							With Full Depth						
29 1/2"	24"	US3024	\$399	\$517	\$1124	+\$55	30"	24"	WS3024	\$399	\$520		
29 1/2"	30"	US3030	\$414	\$532	\$1139	+\$56	30"	30"	WS3030	\$414	\$535		
29 1/2"	36"	US3036	\$444	\$560	\$1169	+\$59	30"	36"	WS3036	\$444	\$565		
29 1/2"	42"	US3042	\$464	\$608	\$1309	+\$63	30"	42"	WS3042	\$464	\$612		
29 1/2"	48"	US3048	\$528	\$675	\$1373	+\$66	30"	48"	WS3048	\$528	\$676		
29 1/2"	54"	US3054	\$568	\$710	\$1413	+\$69	30"	54"	WS3054	\$568	\$716		
29 1/2"	60"	US3060	\$603	\$778	\$1598	+\$75	30"	60"	WS3060	\$603	\$783		
29 1/2"	66"	US3066	\$655	\$831	\$1650	+\$77	30"	66"	WS3066	\$655	\$835		
29 1/2"	72"	US3072	\$717	\$891	\$1712	+\$78	30"	72"	WS3072	\$717	\$897		
35 1/2"	60"	US3660	\$655	N.A.	N.A.	N.A.							
35 1/2"	66"	US3666	\$710	N.A.	N.A.	N.A.							
35 1/2"	72"	US3672	\$770	N.A.	N.A.	N.A.							



Standard Includes		Required to Specify
Need help? Product details, page 112	<ul style="list-style-type: none"> • Worksurface: High-Pressure Laminate price group 1 or wood group 1 veneer • Laminate worksurface: <ul style="list-style-type: none"> – Plastic 3 mm edge profile or knife edge profile on front edge – Plastic default flat profile on side and back edges • Wood worksurface: <ul style="list-style-type: none"> – Wood square edge profile on front edge – Matching veneer flat profile on side and back edges • Depth: 18"D – 36"D • Width: 18"W – 120"W 	1 Style number 2 Worksurface size type (see below under Required Selections) 3 Depth (see below under Required Selections) 4 Width (see below under Required Selections) 5 User edge profile 6 High-Pressure Laminate or wood color number for worksurface 7 Plastic color number for front edge on laminate worksurface, if selected 8 Options, if selected (see below) ▶ See <i>Surface Materials</i> , page 448.

[illegible]

	Options	U.S. Price	Required to Specify
Surface Materials	High-Pressure Laminate worksurfaces		
	• Laminate price group 2	See information at left	Specify laminate color number.
	• Laminate price group 3	See information at left	Specify laminate color number.
	• Open Line laminate	+\$102 plus cost of laminate	▶ See <i>Surface Materials Reference Manual</i>
	Wood veneer worksurfaces		
	• Wood group 2	See information at left	Specify wood color number.
	• Wood group 3	See information at left	Specify wood color number.
	• Customiz stain	No cost	Specify <i>with Customiz stain</i> . ▶ See <i>Surface Materials Reference Manual</i>
	• Full-fill finish on wood group 1	Prices at right	Specify full-fill finish number.
	Wood grain direction		
• No direction	No cost	Specify <i>with no direction</i> .	
• Long grain	No cost	Specify <i>with long grain direction</i> .	
• Short grain	No cost	Specify <i>with short grain direction</i> .	
Door			
• Paint	No cost	Specify paint color number.	
• Anodized aluminum	+\$ 12	Specify <i>with 8043 Clear Anodized Aluminum</i>	

► Options, continued from previous page

	Options	U.S. Price	Required to Specify
Cord Drop	• No cord drop	No cost	Specify <i>without</i> cord drop.
	• 1/2" cord drop	No cost	Specify <i>with</i> 1/2" cord drop.
Scalloped	• Scalloped	No cost	Specify <i>with</i> scalloped.
	• Omit scalloped	No cost	Specify <i>with no</i> scalloped.
Cutout for Power and Data Access Door and Tray	Applies to 48"W to 120"W • Cutout	No cost	Specify <i>with</i> cutout for power and data access door.
Power Access Door	Applies to 30"W to 35¹⁵/₁₆"W • No power access	No cost	Specify <i>with no</i> power access.
	• Power access door center	+\$136	Specify <i>with</i> power access door center.
	Applies to 36"W to 51¹⁵/₁₆"W • No power access	No cost	Specify <i>with no</i> power access.
	• Power access door center	+\$136	Specify <i>with</i> power access door center.
	• Power access door left	+\$136	Specify <i>with</i> power access door left.
	• Power access door right	+\$136	Specify <i>with</i> power access door right.
	Applies to 52"W to 71¹⁵/₁₆"W • No power access	No cost	Specify <i>with no</i> power access.
	• Power access door center	+\$136	Specify <i>with</i> power access door center.
	• Power access door left	+\$136	Specify <i>with</i> power access door left.
	• Power access door right	+\$136	Specify <i>with</i> power access door right.
Grommet Cutout	• Power access door left and right	+\$272	Specify <i>with</i> power access door left and right.
	Applies to 72"W to 120"W • No power access	No cost	Specify <i>with no</i> power access.
	• Power access door center	+\$136	Specify <i>with</i> power access door center.
	• Power access door left	+\$136	Specify <i>with</i> power access door left.
	• Power access door right	+\$136	Specify <i>with</i> power access door right.
	• Power access door left and right	+\$272	Specify <i>with</i> power access door left.
	• Power access door left and center	+\$272	Specify <i>with</i> power access door left and center.
	• Power access door right and center	+\$272	Specify <i>with</i> power access door right and center.
	• Power access door left, right, and center	+\$408	Specify <i>with</i> power access door left, right, and center.
	Applies to 18"W to 24¹⁵/₁₆"W • Center	No cost	Specify <i>with</i> center grommet.
Grommet Location	Applies to 25"W to 33¹⁵/₁₆"W • Center	No cost	Specify <i>with</i> center grommet.
	• Left	No cost	Specify <i>with</i> left grommet.
	• Right	No cost	Specify <i>with</i> right grommet.
	• Right and left	No cost	Specify <i>with</i> right and left grommet.
	Applies to 34"W to 120"W • Center	No cost	Specify <i>with</i> center grommet.
	• Left	No cost	Specify <i>with</i> left grommet.
	• Right	No cost	Specify <i>with</i> right grommet.
	• Right and left	No cost	Specify <i>with</i> right and left grommet.
	• Left and center	No cost	Specify <i>with</i> left and center grommet.
	• Right and center	No cost	Specify <i>with</i> right and center grommet.
	• Right, left, and center	No cost	Specify <i>with</i> right, left, and center grommet.

► Options, continued on next page

Tip: When selecting with cord drop, subtract 1/2" from depth.

Tip: Scalloped is available in the center location only. If cutout for power and data access door and tray or power access door is selected, scalloped will default to omit scalloped.

Tip: Power and data access door and tray is ordered separately to be used with cutout.

► Page 308

► See page 120 for worksurface size availability matrix.

Tip: Cutout for power and data access door and tray is available in the center location only. Worksurface depth must be greater than 24".

Tip: Power access door option is only available on straight worksurfaces with 1/2" cord drop.

Tip: Power access door option includes the power access door and a cutout for the door in the worksurface.

Tip: If cutout for power and data access door and tray or power access door is selected, grommet will default to no grommet.

Parametric Straight Worksurfaces, High-Pressure Laminate or Wood Veneer, continued

► Options, continued from previous page

Related Products

- Beam-mounted Universal Systems worksurface supports ► Page 312
- Reinforcing channel ► Page 313
- Legs and supports for Universal Systems Worksurfaces ► Pages 314–318
- Worksurface screens ► Pages 268–281
- Worksurface power and communication components ► Page 231
- 2½" round grommet ► Page 310
- 3" grommet package ► Page 310

Specification Information

Style Number	Dimensions		U.S. Base Prices						
			Modular Width	18"W	24"W	30"W	36"W	42"W	48"W
	Modular Depth	Parametric Depth	Parametric Width	18"W— 23 ¹⁵ / ₁₆ "W	24"W— 29 ¹⁵ / ₁₆ "W	30"W— 35 ¹⁵ / ₁₆ "W	36"W— 41 ¹⁵ / ₁₆ "W	42"W— 47 ¹⁵ / ₁₆ "W	48"W— 53 ¹⁵ / ₁₆ "W

3 mm Edge Profile—Laminate

USWS	18 ⁷ / ₈ "D	18"D–23 ⁷ / ₁₆ "D	\$ 234	\$ 254	\$ 275	\$ 295	\$ 319	\$ 385
	24"D	23 ¹ / ₂ "D–29 ⁷ / ₁₆ "D	\$ 265	\$ 282	\$ 305	\$ 319	\$ 346	\$ 410
	30"D	29 ¹ / ₂ "D–35 ⁷ / ₁₆ "D	\$ 380	\$ 399	\$ 414	\$ 444	\$ 464	\$ 528
	36"D	35 ¹ / ₂ "D–36"D	\$ 455	\$ 473	\$ 494	\$ 514	\$ 538	\$ 603

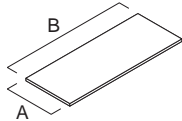
Knife Edge Profile—Laminate

USWSK	18 ⁷ / ₈ "D	18"D–23 ⁷ / ₁₆ "D	\$ 355	\$ 374	\$ 395	\$ 416	\$ 469	\$ 533
	24"D	23 ¹ / ₂ "D–29 ⁷ / ₁₆ "D	\$ 385	\$ 402	\$ 427	\$ 441	\$ 494	\$ 560
	30"D	29 ¹ / ₂ "D–35 ⁷ / ₁₆ "D	\$ 501	\$ 519	\$ 534	\$ 566	\$ 613	\$ 678
	36"D	35 ¹ / ₂ "D–36"D	\$ 576	\$ 596	\$ 613	\$ 633	\$ 686	\$ 750

Square Edge Profile—Wood

USWSSW	18 ⁷ / ₈ "D	18"D–23 ⁷ / ₁₆ "D	\$ 930	\$ 980	\$ 998	\$1021	\$1164	\$1230
	24"D	23 ¹ / ₂ "D–29 ⁷ / ₁₆ "D	\$ 959	\$1010	\$1028	\$1045	\$1189	\$1255
	30"D	29 ¹ / ₂ "D–35 ⁷ / ₁₆ "D	\$1073	\$1124	\$1137	\$1167	\$1311	\$1376
	36"D	35 ¹ / ₂ "D–36"D	\$1297	\$1348	\$1365	\$1401	\$1571	\$1650

► Specifying, continued on next page



Tip: Dimension A = depth and dimension B = width.

Tip: Side and back edges of worksurface default to a flat profile.

Tip: Worksurfaces greater than 30"D can only be used in freestanding applications.

▶ Specifying, continued from previous page

54"W	60"W	66"W	72"W	78"W	84"W	90"W	96"W	102"W	108"W	114"W	120"W
54"W– 59 ¹⁵ / ₁₆ "W	60"W– 65 ¹⁵ / ₁₆ "W	66"W– 71 ¹⁵ / ₁₆ "W	72"W– 77 ¹⁵ / ₁₆ "W	78"W– 83 ¹⁵ / ₁₆ "W	84"W– 89 ¹⁵ / ₁₆ "W	90"W– 95 ¹⁵ / ₁₆ "W	96"W– 101 ¹⁵ / ₁₆ "W	102"W– 107 ¹⁵ / ₁₆ "W	108"W– 113 ¹⁵ / ₁₆ "W	114"W– 119 ¹⁵ / ₁₆ "W	120"W

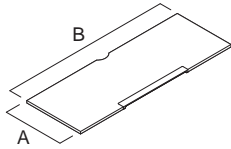
\$ 412	\$ 444	\$ 516	\$ 576	\$ 736	\$ 776	\$ 822	\$ 860	\$ 901	\$ 943	\$ 982	\$1021
\$ 440	\$ 464	\$ 521	\$ 582	\$ 780	\$ 868	\$ 895	\$ 959	\$1000	\$1045	\$1088	\$1129
\$ 568	\$ 603	\$ 655	\$ 717	\$ 925	\$ 966	\$1007	\$1046	\$1085	\$1126	\$1165	\$1208
\$ 632	\$ 655	\$ 710	\$ 770	\$ 966	\$1160	\$1208	\$1255	\$1303	\$1352	\$1398	\$1448
:	:	:	:	:	:	:	:	:	:	:	:

\$ 561	\$ 623	\$ 698	\$ 755	\$ 932	\$ 970	\$1016	\$1055	\$1109	\$1151	\$1189	\$1230
\$ 586	\$ 647	\$ 705	\$ 764	\$ 973	\$1058	\$1092	\$1154	\$1210	\$1252	\$1295	\$1340
\$ 715	\$ 786	\$ 837	\$ 899	\$1121	\$1161	\$1199	\$1240	\$1293	\$1334	\$1376	\$1414
\$ 782	\$ 837	\$ 888	\$ 953	\$1161	\$1353	\$1401	\$1451	\$1512	\$1561	\$1607	\$1655
:	:	:	:	:	:	:	:	:	:	:	:

\$1257	\$1439	\$1513	\$1571	\$1695	\$1908	\$1949	\$1995	\$2066	\$2105	\$2145	\$2217
\$1284	\$1463	\$1519	\$1578	\$1711	\$1940	\$2024	\$2057	\$2148	\$2193	\$2236	\$2309
\$1412	\$1600	\$1652	\$1713	\$1857	\$2096	\$2137	\$2176	\$2248	\$2289	\$2328	\$2400
\$1695	\$1919	\$1984	\$2060	\$2229	\$2515	\$2566	\$2613	\$2697	\$2746	\$2797	\$2881
:	:	:	:	:	:	:	:	:	:	:	:

Straight Worksurfaces with Soft Edge Profile

High-Pressure Laminate or Wood Veneer



Tip: Supports for freestanding and beam-mounted applications must be specified separately.

For wood and laminate group 2 and 3 pricing, please refer to the electronic catalog or SmartTools.

Tip: Long worksurface spans require additional support.

► See understanding section for details, page 111

Tip: To specify 3 mm edge profile, no suffix is required. For all other edge profiles, add a suffix to the style number. (For example, US2448S becomes US2448SWS for wood with square edge profile).




Tip: Power and data access door and tray is ordered separately to be used with cutout.

► See page 120 for worksurface size availability matrix.

	Standard Includes	Required to Specify
► Need help? Product details, page 116	<ul style="list-style-type: none"> • Worksurface: High-Pressure Laminate price group 1 or wood group 1 veneer • Laminate worksurface: <ul style="list-style-type: none"> - Plastic antimicrobial soft edge profile centered on worksurface - Plastic 3 mm edge profile on balance of front edge - Plastic flat profile on side and back edges • Wood worksurface: <ul style="list-style-type: none"> - Wood 3 mm edge profile on front edge - Plastic antimicrobial soft edge centered on worksurface - Matching veneer flat profile on side and back edges • Cable scallop on back edge 	1 Style number with appropriate edge profile suffix WS Wood with square edge ► See edge profiles at right. 2 High-Pressure Laminate or wood color number for worksurface 3 Plastic color number for front edge on laminate worksurface, if selected 4 Options, if selected (see below) ► See <i>Surface Materials</i> , page 448.

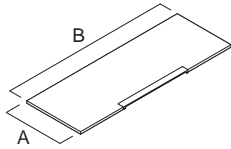
	Options	U.S. Price	Required to Specify
Surface Materials	High-Pressure Laminate worksurfaces <ul style="list-style-type: none"> • Laminate price group 2 • Laminate price group 3 • Open Line laminate Wood veneer worksurfaces <ul style="list-style-type: none"> • Wood group 2 • Wood group 3 • Customiz stain • Full-fill finish on wood group 1 	See information at left See information at left +\$102 plus cost of laminate See information at left See information at left No cost Prices at right	Specify laminate color number. Specify laminate color number. ► See <i>Surface Materials Reference Manual</i> . Specify wood color number. Specify wood color number. Specify with <i>Customiz stain</i> . ► See <i>Surface Materials Reference Manual</i> . Specify full-fill finish number.
Soft Edge	<ul style="list-style-type: none"> • Antimicrobial edge • No antimicrobial edge 	No cost No cost	Specify with <i>antimicrobial soft edge</i> . Specify without <i>antimicrobial soft edge</i> .
Scallop	<ul style="list-style-type: none"> • Omit scallop 	No cost	Specify with <i>omit scallop</i> .
Cutout for Power and Data Access Door and Tray	<ul style="list-style-type: none"> • Cutout 	No cost	Specify with cutout for power and data access door.
Related Products	<ul style="list-style-type: none"> • Reinforcing channel • Legs and supports for Universal Systems Worksurfaces • Worksurface screens • Worksurface power and communication components 		► Page 313 ► Pages 314–318 ► Pages 268–281 ► Page 231

Specification Information

		U.S. Base Prices				U.S. Base Price			
		High-Pressure Laminate		Wood		High-Pressure Laminate			
									
• Dimensions	• Style	• Soft	• Soft	• Option	• Dimensions	• Style	• Soft		
A B	Number	Edge	Edge	(Add \$ to	A B	Number	Edge		
		Profile	Profile	Base Price)			Profile		
		with Plastic	with Wood				with Plastic		
		3 mm Edge	Square				3 mm Edge		
			Edge						
		No Suffix	Suffix WS	Full-Fill			No Suffix		
				Finish on					
				Wood					
				Group 1					
With 1/2" Cord Drop					With Full Depth				
23 1/2"	48"	US2448S	\$ 896	\$1741	+\$63	24"	48"	WS2448S	\$ 896
23 1/2"	54"	US2454S	\$ 926	\$1771	+\$66	24"	54"	WS2454S	\$ 926
23 1/2"	60"	US2460S	\$ 950	\$1945	+\$73	24"	60"	WS2460S	\$ 950
23 1/2"	66"	US2466S	\$1007	\$2002	+\$75	24"	66"	WS2466S	\$1007
23 1/2"	72"	US2472S	\$1068	\$2063	+\$77	24"	72"	WS2472S	\$1068
23 1/2"	78"	US2478S	\$1266	N.A.	N.A.	24"	78"	WS2478S	\$1266
23 1/2"	84"	US2484S	\$1354	N.A.	N.A.	24"	84"	WS2484S	\$1354
23 1/2"	90"	US2490S	\$1381	N.A.	N.A.	24"	90"	WS2490S	\$1381
23 1/2"	96"	US2496S	\$1445	N.A.	N.A.	24"	96"	WS2496S	\$1445
29 1/2"	48"	US3048S	\$1014	\$1859	+\$66	30"	48"	WS3048S	\$1014
29 1/2"	54"	US3054S	\$1054	\$1899	+\$69	30"	54"	WS3054S	\$1054
29 1/2"	60"	US3060S	\$1089	\$2084	+\$75	30"	60"	WS3060S	\$1089
29 1/2"	66"	US3066S	\$1141	\$2136	+\$77	30"	66"	WS3066S	\$1141
29 1/2"	72"	US3072S	\$1203	\$2198	+\$78	30"	72"	WS3072S	\$1203

Parametric Straight Worksurfaces with Soft Edge Profile

High-Pressure Laminate or Wood Veneer



► Need help?
Product details,
page 116

Standard Includes

- Worksurface: High-Pressure Laminate price group 1 or wood group 1 veneer
- Laminate worksurface:
 - Plastic antimicrobial soft edge profile centered on work-surface
 - Plastic 3 mm edge profile on front edge
 - Plastic default flat profile on side and back edges
- Wood worksurface:
 - Plastic antimicrobial soft edge centered on worksurface
 - Wood square edge profile on front edge
 - Matching veneer flat profile on side and back edges
- Depth: 18"D–36"D
- Width: 18"W–120"W

Required to Specify

- 1 Style number
 - 2 Worksurface size type (see below under Required Selections)
 - 3 Depth (see below under Required Selections)
 - 4 Width (see below under Required Selections)
 - 5 User edge profile (see below)
 - 6 High-Pressure Laminate or wood color number for worksurface
 - 7 Plastic color number for front edge on laminate worksurface, if selected
 - 8 Options, if selected (see below)
- See *Surface Materials*, page 448.

Tip: Long worksurface spans require additional support.
► See understanding section for details, page 111

	Required Selections		U.S. Price	Required to Specify
Worksurface Size Type	<ul style="list-style-type: none">• Modular• Parametric		No cost No cost	Specify <i>with modular</i> . Specify <i>with parametric</i> .
Depth	Modular <ul style="list-style-type: none">• 18⁷/₈"D• 24"D• 30"D• 36"D	Parametric <ul style="list-style-type: none">18"D–23⁷/₁₆"D23¹/₂"D–29⁷/₁₆"D29¹/₂"D–35⁷/₁₆"D35¹/₂"D–36"D	Prices at right Prices at right Prices at right Prices at right	Specify depth. Specify depth. Specify depth. Specify depth.
Width	Modular <ul style="list-style-type: none">• 48"W• 54"W• 60"W• 66"W• 72"W• 78"W• 84"W• 90"W• 96"W• 102"W• 108"W• 114"W• 120"W	Parametric <ul style="list-style-type: none">48"W–53¹⁵/₁₆"W54"W–59¹⁵/₁₆"W60"W–65¹⁵/₁₆"W66"W–71¹⁵/₁₆"W72"W–77¹⁵/₁₆"W78"W–83¹⁵/₁₆"W84"W–89¹⁵/₁₆"W90"W–95¹⁵/₁₆"W96"W–101¹⁵/₁₆"W102"W–107¹⁵/₁₆"W108"W–113¹⁵/₁₆"W114"W–119¹⁵/₁₆"W120"W	Prices at right Prices at right Prices at right Prices at right Prices at right Prices at right Prices at right Prices at right Prices at right Prices at right Prices at right Prices at right	Specify width. Specify width. Specify width. Specify width. Specify width. Specify width. Specify width. Specify width. Specify width. Specify width. Specify width. Specify width.

For wood and laminate group 2 and 3 pricing, please refer to the electronic catalog or SmartTools.

Tip: Short grain laminate is only available on surfaces 60"W or less.

Tip: Soft edge is available with or without 1/2" cord drop.

	Options	U.S. Price	Required to Specify
Surface Materials	<p>High-Pressure Laminate worksurfaces</p> <ul style="list-style-type: none"> • Laminate price group 2 • Laminate price group 3 • Open Line laminate <p>Wood veneer worksurfaces</p> <ul style="list-style-type: none"> • Wood group 2 • Wood group 3 • Customiz stain • Full-fill finish on wood group 1 <p>Wood grain direction</p> <ul style="list-style-type: none"> • No direction • Long grain • Short grain <p>Door</p> <ul style="list-style-type: none"> • Paint • Anodized aluminum 	<p>See information at left See information at left +\$102 plus cost of laminate</p> <p>See information at left See information at left No cost Prices at right</p> <p>No cost No cost No cost</p> <p>No cost +\$ 12</p>	<p>Specify laminate color number. Specify laminate color number. ► See <i>Surface Materials Reference Manual</i>.</p> <p>Specify wood color number. Specify wood color number. Specify <i>with Customiz stain</i>. ► See <i>Surface Materials Reference Manual</i>. Specify full-fill finish number.</p> <p>Specify <i>with no direction</i>. Specify <i>with long grain direction</i>. Specify <i>with short grain direction</i>.</p> <p>Specify paint color number. Specify <i>with 8043 Clear Anodized Aluminum</i>.</p>
Soft Edge	<ul style="list-style-type: none"> • Antimicrobial edge • No antimicrobial edge 	No cost No cost	Specify <i>with antimicrobial edge</i> . Specify <i>without antimicrobial edge</i> .

► Options, continued on next page

▶ Options, continued from previous page

	Options	U.S. Price	Required to Specify
Cord Drop	• No cord drop	No cost	Specify <i>without</i> cord drop.
	• 1/2" cord drop	No cost	Specify <i>with</i> 1/2" cord drop.
Scallop	• Scallop	No cost	Specify <i>with</i> scallop.
	• Omit scallop	No cost	Specify <i>with no</i> scallop.
Cutout for Power and Data Access Door and Tray	Applies to 48"W to 120"W • Cutout	No cost	Specify <i>with</i> cutout for power and data access door.
Power Access Door	Applies to 48"W to 51¹⁵/₁₆"W • No power access	No cost	Specify <i>with no</i> power access.
	• Power access door center	+\$136	Specify <i>with</i> power access door center.
	• Power access door left	+\$136	Specify <i>with</i> power access door left.
	• Power access door right	+\$136	Specify <i>with</i> power access door right.
	Applies to 52"W to 71¹⁵/₁₆"W • No power access	No cost	Specify <i>with no</i> power access.
	• Power access door center	+\$136	Specify <i>with</i> power access door center.
	• Power access door left	+\$136	Specify <i>with</i> power access door left.
	• Power access door right	+\$136	Specify <i>with</i> power access door right.
	• Power access door left and right	+\$272	Specify <i>with</i> power access door left and right.
	Applies to 72"W to 120"W • No power access	No cost	Specify <i>with no</i> power access.
	• Power access door center	+\$136	Specify <i>with</i> power access door center.
Grommet Cutout	• Power access door left	+\$136	Specify <i>with</i> power access door left.
	• Power access door right	+\$136	Specify <i>with</i> power access door right.
	• Power access door left and right	+\$272	Specify <i>with</i> power access door left and right.
	• Power access door left and center	+\$272	Specify <i>with</i> power access door left and center.
	• Power access door right and center	+\$272	Specify <i>with</i> power access door right and center.
	• Power access door left, right, and center	+\$408	Specify <i>with</i> power access door left, right, and center.
	• No grommet cutout	No cost	Specify <i>with no</i> grommet cutout.
	• 2 inch grommet cutout	No cost	Specify <i>with</i> 2 inch grommet cutout.
	• 3 inch grommet cutout	No cost	Specify <i>with</i> 3 inch grommet cutout.
	Applies to 48"W to 120"W • Center	No cost	Specify <i>with</i> center grommet.
Grommet Location	• Left	No cost	Specify <i>with</i> left grommet.
	• Right	No cost	Specify <i>with</i> right grommet.
	• Right and left	No cost	Specify <i>with</i> right and left grommet.
	• Left and center	No cost	Specify <i>with</i> left and center grommet.
	• Right and center	No cost	Specify <i>with</i> right and center grommet.
	• Right, left, and center	No cost	Specify <i>with</i> right, left, and center grommet.
	• Right, left, and center	No cost	Specify <i>with</i> right, left, and center grommet.
Related Products	• Beam-mounted Universal Systems worksurface supports ▶ Page 312 • Reinforcing channel ▶ Page 313 • Legs and supports for Universal Systems Worksurfaces ▶ Pages 314–318 • Worksurface screens ▶ Pages 268–281 • Worksurface power and communication components ▶ Page 231 • 2 1/2" round grommet ▶ Page 310 • 3" grommet package ▶ Page 310		

▶ Specification Information, on next page

Tip: When selecting with cord drop, subtract 1/2" from depth.

Tip: Scallop is available in the center location only. If cutout for power and data access door and tray or power access door is selected, scallop will default to omit scallop.

Tip: Power and data access door and tray is ordered separately to be used with cutout.

▶ Page 308

▶ See page 120 for worksurface size availability matrix.

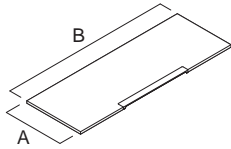
Tip: Cutout for power and data access door and tray is available in the center location only. Worksurface depth must be greater than 24".

Tip: Power access door option is only available on straight worksurfaces with 1/2" cord drop.

Tip: Power access door option includes the power access door and a cutout for the door in the worksurface.

Tip: If cutout for power and data access door and tray or power access door is selected, grommet will default to no grommet.

Parametric Straight Worksurfaces with Soft Edge Profile, High-Pressure Laminate or Wood Veneer, continued



Tip: Dimension A = depth and dimension B = width.

Tip: Side and back edges of worksurface default to a flat profile.

Tip: Worksurfaces greater than 30"D can only be used in freestanding applications.

► Options, on previous page

Specification Information

Style Number	Dimensions		Modular Width	U.S. Base Prices				
	Modular Depth	Parametric Depth	Parametric Width	48"W	54"W	60"W	66"W	72"W
				48"W—53 ¹⁵ / ₁₆ "W	54"W—59 ¹⁵ / ₁₆ "W	60"W—65 ¹⁵ / ₁₆ "W	66"W—71 ¹⁵ / ₁₆ "W	72"W—77 ¹⁵ / ₁₆ "W

3 mm Edge Profile—Laminate

USWSS	18 ⁷ / ₈ "D	18"D—23 ⁷ / ₁₆ "D		\$ 871	\$ 895	\$ 928	\$ 998	\$1058
	24"D	23 ¹ / ₂ "D – 29 ⁷ / ₁₆ "D		\$ 892	\$ 923	\$ 950	\$1008	\$1067
	30"D	29 ¹ / ₂ "D – 35 ⁷ / ₁₆ "D		\$1014	\$1051	\$1088	\$1137	\$1202
	36"D	35 ¹ / ₂ "D – 36"D		\$1159	\$1187	\$1218	\$1273	\$1334

Square Edge Profile—Wood

USWSSWS	18 ⁷ / ₈ "D	18"D—23 ⁷ / ₁₆ "D		\$1713	\$1739	\$1924	\$1999	\$2057
	24"D	23 ¹ / ₂ "D – 29 ⁷ / ₁₆ "D		\$1737	\$1768	\$1946	\$2005	\$2064
	30"D	29 ¹ / ₂ "D – 35 ⁷ / ₁₆ "D		\$1858	\$1897	\$2085	\$2137	\$2200
	36"D	35 ¹ / ₂ "D – 36"D		\$2133	\$2177	\$2403	\$2466	\$2542

► Specifying, continued on next page

► Specifying, continued from previous page

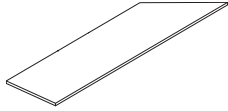
78"W	84"W	90"W	96"W	102"W	108"W	114"W	120"W
78"W—	84"W—	90"W—	96"W—	102"W—	108"W—	114"W—	120"W
83 ¹⁵ / ₁₆ "W	89 ¹⁵ / ₁₆ "W	95 ¹⁵ / ₁₆ "W	101 ¹⁵ / ₁₆ "W	107 ¹⁵ / ₁₆ "W	113 ¹⁵ / ₁₆ "W	119 ¹⁵ / ₁₆ "W	

\$1220	\$1260	\$1307	\$1345	\$1388	\$1426	\$1466	\$1504
\$1264	\$1348	\$1381	\$1442	\$1486	\$1529	\$1571	\$1616
\$1410	\$1451	\$1490	\$1530	\$1570	\$1611	\$1651	\$1693
\$1451	\$1644	\$1693	\$1737	\$1788	\$1837	\$1886	\$1931

\$2177	\$2391	\$2435	\$2478	\$2550	\$2588	\$2630	\$2699
\$2197	\$2425	\$2510	\$2540	\$2633	\$2676	\$2722	\$2797
\$2341	\$2580	\$2619	\$2663	\$2733	\$2773	\$2811	\$2884
\$2715	\$3000	\$3049	\$3096	\$3182	\$3229	\$3279	\$3363

120° Straight Worksurfaces

High-Pressure Laminate or Wood Veneer



Tip: Supports for freestanding and beam-mounted applications must be specified separately.

For wood and laminate group 2 and 3 pricing, please refer to the electronic catalog or SmartTools.

Tip: Long worksurface spans require additional support.
▶ See understanding section for details, page 111.

Tip: To specify 3 mm edge profile, no suffix is required. For all other edge profiles, add a suffix to the style number. (For example, USE2448LH becomes USE2448LHSW for wood with square edge profile.)

Tip: Power and data access door and tray is ordered separately to be used with cutout.




▶ Page 308
▶ See page 120 for worksurface size availability matrix.

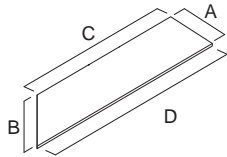
Tip: When facing the user edge, the side the diagonal is on is the handed side.

Tip: Power access door option includes the power access door and a cutout for the door in the worksurface.

Standard Includes		Required to Specify	
▶ Need help? Product details, page 112	<ul style="list-style-type: none">• Worksurface: High-Pressure Laminate price group 1 or wood group 1 veneer• Laminate worksurface:<ul style="list-style-type: none">–Plastic 3 mm edge profile, or plastic knife profile on front edge–Plastic default flat profile on side and back edges• Wood worksurface:<ul style="list-style-type: none">–Wood 3 mm edge profile on front edge–Matching veneer flat profile on side and back edges• Cable scallop on back edge	1 Style number with appropriate edge profile suffix K Laminate with knife edge SW Wood with square edge ▶ See edge profiles at right. 2 High-Pressure Laminate or wood color number for worksurface 3 Plastic color number for front edge on laminate worksurface, if selected 4 Options, if selected (see below) ▶ See <i>Surface Materials</i> , page 448.	
	Options	U.S. Price	Required to Specify
Surface Materials	High-Pressure Laminate worksurfaces		
	<ul style="list-style-type: none">• Laminate price group 2• Laminate price group 3• Open Line laminate	See information at left See information at left +\$102 plus cost of laminate	Specify laminate color number. Specify laminate color number. ▶ See <i>Surface Materials Reference Manual</i> .
	Wood veneer worksurfaces		
	<ul style="list-style-type: none">• Wood group 2• Wood group 3• Customiz stain • Full-fill finish on wood group 1	See information at left See information at left No cost Prices at right	Specify wood color number. Specify wood color number. Specify with Customiz stain. ▶ See <i>Surface Materials Reference Manual</i> . Specify full-fill finish number.
	Door		
	<ul style="list-style-type: none">• Paint price group 1• Anodized aluminum	No cost +\$ 13 per door	Specify paint color number. Specify with 8043 Clear Anodized Aluminum.
Scallop	<ul style="list-style-type: none">• Omit scallop	No cost	Specify omit scallop.
Power Access Door	Applies to 48"W		
	<ul style="list-style-type: none">• No power access• Power access door center• Power access door left• Power access door right	No cost +\$136 +\$136 +\$136	Specify with no power access. Specify with power access door center. Specify with power access door left. Specify with power access door left.
	Applies to 60"W		
	<ul style="list-style-type: none">• No power access• Power access door center• Power access door left• Power access door right• Power access door left and right	No cost +\$136 +\$136 +\$136 +\$272	Specify with no power access. Specify with power access door center. Specify with power access door left. Specify with power access door right. Specify with power access door left and right.
	Applies to 72"W		
	<ul style="list-style-type: none">• No power access• Power access door center• Power access door left• Power access door right• Power access door left right• Power access door left and center• Power access door right and center• Power access door left, right, and center	No cost +\$136 +\$136 +\$136 +\$272 +\$272 +\$272 +\$408	Specify with no power access. Specify with power access door center. Specify with power door left. Specify with power door right. Specify with power access door left and and right. Specify with power access door left and center. Specify with power access door right and center. Specify with power access door left, right, and center.
Related Products	<ul style="list-style-type: none">• Reinforcing channel• Legs and supports for Universal Systems Worksurfaces• Worksurface screens• Worksurface power and communication components		▶ Page 313 ▶ Pages 314–318 ▶ Pages 268–281 ▶ Page 231

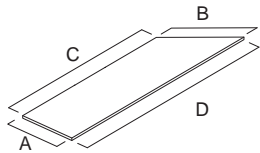
Specification Information

				U.S. Base Prices			Option (Add \$ to Base Price)
				High-Pressure Laminate		Wood	
• Dimensions A B C D	• Style Number						
				• Plastic 3 mm Edge	• Plastic Knife Edge	• Wood Square Edge	
				No Suffix	Suffix K	Suffix SW	Full-Fill Finish on Wood Group 1



Left-Hand With 1/2" Cord Drop

23 1/2"	27 1/8"	48"	61 1/16"	USE2448LH	\$403	\$556	\$1267	+\$63
23 1/2"	27 1/8"	60"	73 9/16"	USE2460LH	\$458	\$643	\$1474	+\$73
23 1/2"	27 1/8"	72"	85 9/16"	USE2472LH	\$574	\$760	\$1590	+\$77
29 1/2"	34 1/16"	48"	65 1/16"	USE3048LH	\$520	\$675	\$1383	+\$66
29 1/2"	34 1/16"	60"	77 1/16"	USE3060LH	\$596	\$778	\$1611	+\$75
29 1/2"	34 1/16"	72"	89 1/16"	USE3072LH	\$709	\$891	\$1725	+\$78



Right-Hand With 1/2" Cord Drop

23 1/2"	27 1/8"	48"	61 1/16"	USE2448RH	\$403	\$556	\$1267	+\$63
23 1/2"	27 1/8"	60"	73 9/16"	USE2460RH	\$458	\$643	\$1474	+\$73
23 1/2"	27 1/8"	72"	85 9/16"	USE2472RH	\$574	\$760	\$1590	+\$77
29 1/2"	34 1/16"	48"	65 1/16"	USE3048RH	\$520	\$675	\$1383	+\$66
29 1/2"	34 1/16"	60"	77 1/16"	USE3060RH	\$596	\$778	\$1611	+\$75
29 1/2"	34 1/16"	72"	89 1/16"	USE3072RH	\$709	\$891	\$1725	+\$78

Tapered Worksurfaces

High-Pressure Laminate

Tip: Supports for freestanding and beam-mounted applications must be specified separately.

Tip: Long worksurface spans require additional support.
▶ See understanding section for details, page 111.




Tip: Power and data access door and tray is ordered separately to be used with cutout.
▶ Page 308

For laminate price group 2 and 3 pricing, please refer to the electronic catalog or SmartTools.

Exception: Power and data access door and tray only fits on tapered worksurfaces that are 24" to 30" and 30" to 24" deep.

Standard Includes		Required to Specify	
▶ Need help? Product details, page 112	<ul style="list-style-type: none"> Worksurface: High-Pressure Laminate price group 1 Laminate worksurface: <ul style="list-style-type: none"> Plastic 3 mm edge profile on front edge Plastic default flat profile on side and back edges Cable scallop on back edge 	1 Style number with appropriate edge profile suffix K Laminate with knife edge ▶ See edge profiles below 2 High-Pressure Laminate color number for worksurface 3 Plastic color number for front edge on laminate worksurface 4 Options, if selected (see below) ▶ See <i>Surface Materials</i> , page 448.	
Options	U.S. Price	Required to Specify	
Surface Materials <ul style="list-style-type: none"> High-Pressure Laminate worksurfaces Laminate price group 2 Laminate price group 3 Open Line laminate 	See information at left See information at left +\$102 plus cost of laminate	Specify laminate color number. Specify laminate color number. ▶ See <i>Surface Materials Reference Manual</i> .	
Scallop	• Omit scallop	No cost	Specify omit scallop.
Cutout for Power and Data Access Door and Tray	• Cutout	No cost	Specify with cutout for power and data access door.
Related Products	<ul style="list-style-type: none"> Legs and supports for Universal Systems Worksurfaces Worksurface screens Worksurface power and communication components 	▶ Pages 314–318 ▶ Pages 268–281 ▶ Page 231	

Specification Information

				U.S. Base Price High-Pressure Laminate						U.S. Base Prices High-Pressure Laminate	
										 	
• Dimensions			• Style	• Plastic		• Style			• Plastic	• Plastic	
A	B	C	Number	3 mm Edge		A	B	C	3 mm Edge	Knife Edge	
•	•	•	•	•		•	•	•	•	•	
•	•	•	•	•		•	•	•	•	•	
•	•	•	•	•		•	•	•	•	•	
•	•	•	•	•		•	•	•	•	•	
•	•	•	•	•		•	•	•	•	•	
•	•	•	•	•		•	•	•	•	•	
•	•	•	•	•		•	•	•	•	•	
•	•	•	•	•		•	•	•	•	•	
•	•	•	•	•		•	•	•	•	•	
•	•	•	•	•		•	•	•	•	•	
•	•	•	•	•		•	•	•	•	•	
•	•	•	•	•		•	•	•	•	•	
•	•	•	•	•		•	•	•	•	•	
•	•	•	•	•		•	•	•	•	•	
•	•	•	•	•		•	•	•	•	•	
•	•	•	•	•		•	•	•	•	•	
•	•	•	•	•		•	•	•	•	•	
•	•	•	•	•		•	•	•	•	•	
•	•	•	•	•		•	•	•	•	•	
•	•	•	•	•		•	•	•	•	•	
•	•	•	•	•		•	•	•	•	•	
•	•	•	•	•		•	•	•	•	•	
•	•	•	•	•		•	•	•	•	•	
•	•	•	•	•		•	•	•	•	•	
•	•	•	•	•		•	•	•	•	•	
•	•	•	•	•		•	•	•	•	•	
•	•	•	•	•		•	•	•	•	•	
•	•	•	•	•		•	•	•	•	•	
•	•	•	•	•		•	•	•	•	•	
•	•	•	•	•		•	•	•	•	•	
•	•	•	•	•		•	•	•	•	•	
•	•	•	•	•		•	•	•	•	•	
•	•	•	•	•		•	•	•	•	•	
•	•	•	•	•		•	•	•	•	•	
•	•	•	•	•		•	•	•	•	•	
•	•	•	•	•		•	•	•	•	•	
•	•	•	•	•		•	•	•	•	•	
•	•	•	•	•		•	•	•	•	•	
•	•	•	•	•		•	•	•	•	•	
•	•	•	•	•		•	•	•	•	•	
•	•	•	•	•		•	•	•	•	•	
•	•	•	•	•		•	•	•	•	•	
•	•	•	•	•		•	•	•	•	•	
•	•	•	•	•		•	•	•	•	•	
•	•	•	•	•		•	•	•	•	•	
•	•	•	•	•		•	•	•	•	•	
•	•	•	•	•		•	•	•	•	•	
•	•	•	•	•		•	•	•	•	•	
•	•	•	•	•		•	•	•	•	•	
•	•	•	•	•		•	•	•	•	•	
•	•	•	•	•		•	•	•	•	•	
•	•	•	•	•		•	•	•	•	•	
•	•	•	•	•		•	•	•	•	•	
•	•	•	•	•		•	•	•	•	•	
•	•	•	•	•		•	•	•	•	•	
•	•	•	•	•		•	•	•	•	•	
•	•	•	•	•		•	•	•	•	•	
•	•	•	•	•		•	•	•	•	•	
•	•	•	•	•		•	•	•	•	•	
•	•	•	•	•		•	•	•	•	•	
•	•	•	•	•		•	•	•	•	•	
•	•	•	•	•		•	•	•	•	•	
•	•	•	•	•		•	•	•	•	•	
•	•	•	•	•		•	•	•	•	•	
•	•	•	•	•		•	•	•	•	•	
•	•	•	•	•		•	•	•	•	•	
•	•	•	•	•		•	•	•	•	•	
•	•	•	•	•		•	•	•	•	•	
•	•	•	•	•		•	•	•	•	•	
•	•	•	•	•		•	•	•	•	•	
•	•	•	•	•		•	•	•	•	•	
•	•	•	•	•		•	•	•	•	•	
•	•	•	•	•		•	•	•	•	•	
•	•	•	•	•		•	•	•	•	•	
•	•	•	•	•		•	•	•	•	•	
•	•	•	•	•		•	•	•	•	•	
•	•	•	•	•		•	•	•	•	•	
•	•	•	•	•		•	•	•	•	•	
•	•	•	•	•		•	•	•	•	•	
•	•	•	•	•		•	•	•	•	•	
•	•	•	•	•		•	•	•	•	•	
•	•	•	•	•		•	•	•	•	•	
•	•	•	•	•		•	•	•	•	•	
•	•	•	•	•		•	•	•	•	•	
•	•	•	•	•		•	•	•	•	•	
•	•	•	•	•		•	•	•	•	•	
•	•	•	•	•		•	•	•	•	•	
•	•	•	•	•		•	•	•	•	•	
•	•	•	•	•		•	•	•	•	•	
•	•	•	•	•		•	•	•	•	•	
•	•	•	•	•		•	•	•	•	•	
•	•	•	•	•		•	•	•	•	•	
•	•	•	•	•		•	•	•	•	•	
•	•	•	•	•		•	•	•	•	•	
•	•	•	•	•							

Tapered Worksurfaces with Soft Edge Profile

High-Pressure Laminate

Tapered Worksurfaces with
Soft Edge Profile

Tip: Supports for freestanding and beam-mounted applications must be specified separately.

Tip: Long worksurface spans require additional support.
► See understanding section for details, page 110.

For laminate price group 2 and 3 pricing, please refer to the electronic catalog or SmartTools.

Tip: Power and data access door and tray is ordered separately to be used with cutout.

► Page 308

Standard Includes		Required to Specify	
► Need help? Product details, page 116	<ul style="list-style-type: none"> Worksurface: High-Pressure Laminate price group 1 Laminate worksurface: <ul style="list-style-type: none"> Plastic antimicrobial soft edge profile centered on worksurface Plastic 3 mm edge profile on balance of front edge Plastic flat profile on side and back edges Cable scallop on back edge 	1 Style number 2 High-Pressure Laminate color number for worksurface 3 Plastic color number for front edge on laminate worksurface 4 Options, if selected (see below) ► See <i>Surface Materials</i> , page 448.	

Options	U.S. Price	Required to Specify	
Surface Materials	High-Pressure Laminate worksurfaces		
<ul style="list-style-type: none"> Laminate price group 2 Laminate price group 3 Open Line laminate 	See information at left See information at left +\$102 plus cost of laminate	Specify laminate color number. Specify laminate color number. ► See <i>Surface Materials Reference Manual</i> .	
Soft Edge	<ul style="list-style-type: none"> Antimicrobial edge No antimicrobial edge 	No cost No cost	Specify with antimicrobial soft edge. Specify without antimicrobial soft edge.
Scallop	<ul style="list-style-type: none"> Omit scallop 	No cost	Specify with omit scallop.
Cutout for Power and Data Access Door and Tray	<ul style="list-style-type: none"> Cutout 	No cost	Specify with cutout for power and data access door.
Related Products	<ul style="list-style-type: none"> Legs and supports for Universal Systems Worksurfaces Worksurface screens Worksurface power and communication components 	► Pages 314–318 ► Pages 268–281 ► Page 231	

Specification Information

Taper-Flat Worksurfaces

High-Pressure Laminate



Tip: Supports for freestanding and beam-mounted applications must be specified separately.

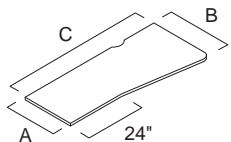
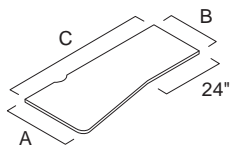
Tip: Long worksurface spans require additional support.
► See understanding section for details, page 111.

For laminate price group 2 and 3 pricing, please refer to the electronic catalog or SmartTools.

Standard Includes		Required to Specify
► Need help? Product details, page 112	<ul style="list-style-type: none"> Worksurface: High-Pressure Laminate price group 1 Laminate worksurface: <ul style="list-style-type: none"> –Plastic 3 mm edge profile on front edge –Plastic default flat profile on side and back edges Cable scallop on back edge 	1 Style number 2 High-Pressure Laminate color number for worksurface 3 Plastic color number for front edge on laminate worksurface 4 Options, if selected (see below) ► See <i>Surface Materials</i> , page 448.
Options	U.S. Price	Required to Specify
Surface Materials <ul style="list-style-type: none"> High-Pressure Laminate worksurfaces Laminate price group 2 Laminate price group 3 Open Line laminate 	See information at left See information at left +\$102 plus cost of laminate	Specify laminate color number. Specify laminate color number. ► See <i>Surface Materials Reference Manual</i> .
Scallop	<ul style="list-style-type: none"> Omit scallop 	No cost Specify omit scallop.
Related Products	<ul style="list-style-type: none"> Legs and supports for Universal Systems Worksurfaces Worksurface screens Worksurface power and communication components 	► Pages 314–318 ► Pages 268–281 ► Page 231

Specification Information

U.S. Base Price High-Pressure Laminate			U.S. Base Price High-Pressure Laminate		
Dimensions A B C	Style Number	Plastic 3 mm Edge No Suffix	Dimensions A B C	Style Number	Plastic 3 mm Edge No Suffix
					
Left-Hand With 1/2" Cord Drop			Left-Hand With Full Depth		
23 1/2" 18 3/8" 60"	UTTF2160	\$743	24" 18 7/8" 60"	WTTF2160	\$743
23 1/2" 18 3/8" 72"	UTTF2172	\$832	24" 18 7/8" 72"	WTTF2172	\$832
29 1/2" 18 3/8" 60"	UTTF3160	\$874	30" 18 7/8" 60"	WTTF3160	\$874
29 1/2" 18 3/8" 72"	UTTF3172	\$979	30" 18 7/8" 72"	WTTF3172	\$979
29 1/2" 23 1/2" 60"	UTTF3260	\$874	30" 24" 60"	WTTF3260	\$874
29 1/2" 23 1/2" 72"	UTTF3272	\$979	30" 24" 72"	WTTF3272	\$979
⋮	⋮	⋮	⋮	⋮	⋮
Right-Hand With 1/2" Cord Drop			Right-Hand With Full Depth		
18 3/8" 23 1/2" 60"	UTTF1260	\$743	18 7/8" 24" 60"	WTTF1260	\$743
18 3/8" 23 1/2" 72"	UTTF1272	\$832	18 7/8" 24" 72"	WTTF1272	\$832
18 3/8" 29 1/2" 60"	UTTF1360	\$874	18 7/8" 30" 60"	WTTF1360	\$874
18 3/8" 29 1/2" 72"	UTTF1372	\$979	18 7/8" 30" 72"	WTTF1372	\$979
23 1/2" 29 1/2" 60"	UTTF2360	\$874	24" 30" 60"	WTTF2360	\$874
23 1/2" 29 1/2" 72"	UTTF2372	\$979	24" 30" 72"	WTTF2372	\$979
⋮	⋮	⋮	⋮	⋮	⋮



Single-Tapered Worksurfaces

High-Pressure Laminate

Single-Tapered
Worksurfaces



Tip: Supports for freestanding and panel-mounted applications must be specified separately.

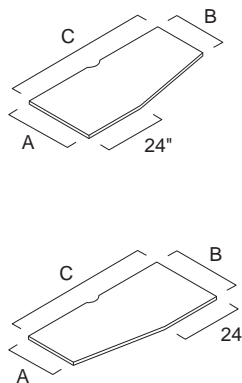
Tip: Long worksurface spans require additional support.
► See understanding section for details, page 111.

For laminate price group 2 and 3 pricing, please refer to the electronic catalog or SmartTools.

Standard Includes		Required to Specify	
► Need help? Product details, page 112	<ul style="list-style-type: none"> • Worksurface: High-Pressure Laminate price group 1 • Laminate worksurface: <ul style="list-style-type: none"> – Plastic 3 mm edge profile on front edge – Plastic default flat profile on side and back edges • Cable scallop on back edge 	1 Style number 2 High-Pressure Laminate color number for worksurface 3 Plastic color number for front edge on laminate worksurface 4 Options, if selected (see below) ► See <i>Surface Materials</i> , page 448.	
Options	U.S. Price	Required to Specify	
Surface Materials <ul style="list-style-type: none"> • High-Pressure Laminate worksurfaces • Laminate price group 2 • Laminate price group 3 • Open Line laminate 	See information at left See information at left +\$102 plus cost of laminate	Specify laminate color number. Specify laminate color number. ► See <i>Surface Materials Reference Manual</i> .	
Scallop	<ul style="list-style-type: none"> • Omit scallop 	No cost	Specify <i>omit scallop</i> .
Related Products	<ul style="list-style-type: none"> • Legs and supports for Universal Systems Worksurfaces • Worksurface screens • Worksurface power and communication components 		► Pages 314–318 ► Pages 268–281 ► Page 231

Specification Information

			U.S. Base Price High-Pressure Laminate					U.S. Base Price High-Pressure Laminate	
									
• Dimensions			• Style		• Plastic			• Style	
A	B	C	Number		3 mm Edge			Number	
•	•	•	•		•			•	
•	•	•	•		•			•	
•	•	•	•		•			•	
•	•	•	•		•			•	
•	•	•	•		•			•	
•	•	•	•		•			•	
•	•	•	•		•			•	
•	•	•	•		•			•	
•	•	•	•		•			•	
•	•	•	•		•			•	
•	•	•	•		•			•	
•	•	•	•		•			•	
•	•	•	•		•			•	
•	•	•	•		•			•	
•	•	•	•		•			•	
•	•	•	•		•			•	
•	•	•	•		•			•	
•	•	•	•		•			•	
•	•	•	•		•			•	
•	•	•	•		•			•	
•	•	•	•		•			•	
•	•	•	•		•			•	
•	•	•	•		•			•	
•	•	•	•		•			•	
•	•	•	•		•			•	
•	•	•	•		•			•	
•	•	•	•		•			•	
•	•	•	•		•			•	
•	•	•	•		•			•	
•	•	•	•		•			•	
•	•	•	•		•			•	
•	•	•	•		•			•	
•	•	•	•		•			•	
•	•	•	•		•			•	
•	•	•	•		•			•	
•	•	•	•		•			•	
•	•	•	•		•			•	
•	•	•	•		•			•	
•	•	•	•		•			•	
•	•	•	•		•			•	
•	•	•	•		•			•	
•	•	•	•		•			•	
•	•	•	•		•			•	
•	•	•	•		•			•	
•	•	•	•		•			•	
•	•	•	•		•			•	
•	•	•	•		•			•	
•	•	•	•		•			•	
•	•	•	•		•			•	
•	•	•	•		•			•	
•	•	•	•		•			•	
•	•	•	•		•			•	
•	•	•	•		•			•	
•	•	•	•		•			•	
•	•	•	•		•			•	
•	•	•	•		•			•	
•	•	•	•		•			•	
•	•	•	•		•			•	
•	•	•	•		•			•	
•	•	•	•		•			•	
•	•	•	•		•			•	
•	•	•	•		•			•	
•	•	•	•		•			•	
•	•	•	•		•			•	
•	•	•	•		•			•	
•	•	•	•		•			•	
•	•	•	•		•			•	
•	•	•	•		•			•	
•	•	•	•		•			•	
•	•	•	•		•			•	
•	•	•	•		•			•	
•	•	•	•		•			•	
•	•	•	•		•			•	
•	•	•	•		•			•	
•	•	•	•		•			•	
•	•	•	•		•			•	
•	•	•	•		•			•	
•	•	•	•		•			•	
•	•	•	•		•			•	
•	•	•	•		•			•	
•	•	•	•		•			•	
•	•	•	•		•			•	
•	•	•	•		•			•	
•	•	•	•		•			•	
•	•	•	•		•			•	
•	•	•	•		•			•	
•	•	•	•		•			•	
•	•	•	•		•			•	
•	•	•	•		•			•	
•	•	•	•		•			•	
•	•	•	•		•			•	
•	•	•	•		•			•	
•	•	•	•		•			•	
•	•	•	•		•			•	
•	•	•	•		•			•	
•	•	•	•		•			•	
•	•	•	•		•			•	
•	•	•	•		•			•	
•	•	•	•		•			•	
•	•	•	•		•			•	
•	•	•	•		•			•	
•	•	•	•		•			•	
•	•	•	•		•			•	
•	•	•	•		•			•	
•	•	•	•		•			•	
•	•	•	•		•			•	
•	•	•	•		•			•	
•	•	•	•		•			•	
•	•	•	•		•			•	
•	•	•	•						





A diagram showing a trapezoidal cross-section of a roof. The top edge is labeled 'C' on the left and 'D' on the right. The bottom edge is labeled 'A' on the left and 'B' on the right. The diagram illustrates the geometry of the roof structure, which is used to calculate the area of the roof surface.

For wood and laminate group 2 and 3 pricing,
please refer to the electronic
catalog or SmartTools.

► Need help?
Product details,
page 112

- 1 Style number with appropriate edge profile suffix
▶ **SW** Wood with square edge
▶ See edge profiles below.
- 2 High-Pressure Laminate or wood color number for worksurface
- 3 Plastic color number for front edge on laminate worksurface, if selected
- 4 Options, if selected (see below)
▶ See *Surface Materials*, page 448.

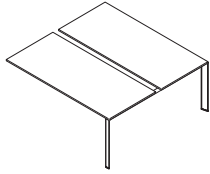
Specification Information

				U.S. Base Prices	
				High-Pressure Laminate	Wood
					
• Dimensions	• Style				
A B C D	Number	• Plastic		• Wood	• Option
.	.	3 mm		Square	(Add \$ to
.	.	Edge		Edge	Base Price)
.	.				Full-Fill
.	.	No Suffix		Suffix SW	Finish on Wood Group 1

Freestanding or Panel-Mounted With 1/2" Cord Drop

23'1/2"	23'1/2"	35'1/2"	35'1/2"	UB223636	\$1129	\$2209	+\$114
23'1/2"	23'1/2"	41'1/2"	41'1/2"	UB224242	\$1175	\$2255	+\$120
23'1/2"	23'1/2"	47'1/2"	47'1/2"	UB224848	\$1218	\$2298	+\$122
29'1/2"	29'1/2"	35'1/2"	35'1/2"	UB333636	\$1175	\$2255	+\$120
29'1/2"	29'1/2"	41'1/2"	41'1/2"	UB334242	\$1218	\$2298	+\$122
29'1/2"	29'1/2"	47'1/2"	47'1/2"	UB334848	\$1260	\$2340	+\$125

Universal Bench for Answer Beam



► Need help?
Product details,
page 122

Standard Includes

- Worksurface: High-Pressure Laminate price group 1 or wood group 1 veneer
- Laminate worksurface: plastic 3 mm edge profile on all sides
- Wood worksurface: wood square 3 mm edge profile on all sides
- FrameOne style shared open loop leg: paint price group 1
- Worksurface-to-beam tethers and support bracket

Required to Specify

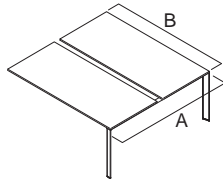
- 1 Style number with appropriate edge profile suffix
- 2 **SW** Wood with square edge
► See edge profiles at right.
- 3 High-Pressure Laminate or wood veneer number for worksurface
- 4 Plastic color number for edge on laminate worksurface, if selected
- 5 Paint color number for shared open loop leg or column
- 6 Options, if selected (see below)
► See *Surface Materials*, page 448.

For wood and laminate group 2 and 3 pricing,
please refer to the electronic
catalog or SmartTools.



	Options	U.S. Price	Required to Specify
Surface Materials	High-Pressure Laminate worksurfaces		
	• Laminate price group 2	See information at left	Specify laminate color number.
	• Laminate price group 3	See information at left	Specify laminate color number.
	• Open Line laminate	+\$204 plus cost of laminate	► See <i>Surface Materials Reference Manual</i> .
	Wood veneer worksurfaces		
	• Wood group 2	See information at left	Specify wood color number.
	• Wood group 3	See information at left	Specify wood color number.
	• Customiz stain	No cost	Specify <i>with Customiz stain</i> . ► See <i>Surface Materials Reference Manual</i> .
	Shared leg		
	• Paint price group 1	No cost	Specify paint color number.
	• Paint price group 2	+\$ 27	Specify paint color number.
	• Paint price group 3	+\$ 48	Specify paint color number.
Shared Leg	• Closed loop leg	+\$378	Specify <i>with closed loop leg</i> .
Tray	• Utility tray	+\$275	Specify <i>with utility tray</i> .

Tip: If utility tray option is selected, the paint finish will match the shared leg paint finish.

Tip: To specify 3 mm edge profile, no suffix is required. For wood square edge profile, add suffix to the style number. (For example, TSBUB2PK4848 becomes TSBUB2PK4848SW for wood square edge profile.)



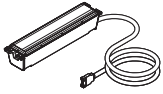
Specification Information

• Dimensions A B		• Style Number	U.S. Base Prices	
			Laminate	Wood
				
			• Plastic 3 mm Edge	• Wood Square Edge
			• No Suffix	• Suffix SW

Universal Bench for Answer Beam

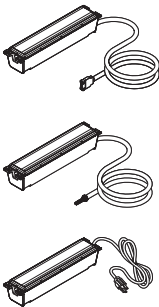
48"	48"	TSBUB2PK4848	\$1950	\$3587
48"	54"	TSBUB2PK4854	\$2002	\$3637
48"	60"	TSBUB2PK4860	\$2049	\$3983
48"	66"	TSBUB2PK4866	\$2158	\$4091
48"	72"	TSBUB2PK4872	\$2272	\$4203
60"	48"	TSBUB2PK6048	\$2180	\$3819
60"	54"	TSBUB2PK6054	\$2250	\$3886
60"	60"	TSBUB2PK6060	\$2317	\$4251
60"	66"	TSBUB2PK6066	\$2415	\$4348
60"	72"	TSBUB2PK6072	\$2533	\$4466
.

Power and Data Access Door & Tray



Tip: Remember to specify cutout for power and data tray on the worksurface style number.

Standard Includes		Required to Specify	
<p>► Need help? Product details, page 120</p>	<ul style="list-style-type: none"> Door: paint Door bezel: 6694 slate Inner tray with six simplex receptacles: 7237 slate Outer tray with end caps: 7237 slate and 6694 slate Grommet (modular and hardwire only): plastic Two cord clips or harness clips 	<ul style="list-style-type: none"> 1 Style number 2 Paint color for door 3 Plastic color for grommet 4 Options, if selected (see below) ► See <i>Surface Materials</i>, page 448. 	
Surface Materials	Options	U.S. Price	Required to Specify
	Door <ul style="list-style-type: none"> Paint Anodized aluminum 	No cost +\$34	Specify paint color. Specify with 8043 clear anodized aluminum.
	Power Schematics, Line Options, and Ground Options		
	3+1 <ul style="list-style-type: none"> Line 1 <ul style="list-style-type: none"> – System ground – Isolated ground Line 2 <ul style="list-style-type: none"> – System ground – Isolated ground Line 3 <ul style="list-style-type: none"> – System ground – Isolated ground Line 4 <ul style="list-style-type: none"> – System ground – Isolated ground 	No cost No cost No cost No cost No cost No cost	Specify with 3+1, line 1, system ground. Specify with 3+1, line 1, isolated ground. Specify with 3+1, line 2, system ground. Specify with 3+1, line 2, isolated ground. Specify with 3+1, line 3, system ground. Specify with 3+1, line 3, isolated ground.
	2+2 <ul style="list-style-type: none"> Line 1 <ul style="list-style-type: none"> – System ground – Isolated ground Line 2 <ul style="list-style-type: none"> – System ground – Isolated ground Line 3 <ul style="list-style-type: none"> – System ground – Isolated ground Line 4 <ul style="list-style-type: none"> – System ground – Isolated ground 	No cost No cost No cost No cost No cost No cost	Specify with 2+2, line 1, system ground. Specify with 2+2, line 1, isolated ground. Specify with 2+2, line 2, system ground. Specify with 2+2, line 2, isolated ground. Specify with 2+2, line 3, system ground. Specify with 2+2, line 3, isolated ground.
	3SN <ul style="list-style-type: none"> Line 1 <ul style="list-style-type: none"> – System ground – Isolated ground Line 2 <ul style="list-style-type: none"> – System ground – Isolated ground Line 3 <ul style="list-style-type: none"> – System ground – Isolated ground 	No cost No cost No cost No cost No cost No cost	Specify with 3SN, line 1, system ground. Specify with 3SN, line 1, isolated ground. Specify with 3SN, line 2, system ground. Specify with 3SN, line 2, isolated ground. Specify with 3SN, line 3, system ground. Specify with 3SN, line 3, isolated ground.



Specification Information	
Style Number	U.S. Base Price
Modular Power	
UTTRM	\$1574
Hardwire Power	
UTTRHW	\$1574
Cord and Plug	
UTTRC	\$1574

Grommets

2½" Round Grommet



Tip: Grommet AWAG2 is for use on worksurfaces only.

Tip: When using AWAG2 in the Universal parametric straight worksurface, specify the 2" grommet cutout option. Actual diameter of cutout is 2¼".

Standard Includes		Required to Specify	
<ul style="list-style-type: none">• Grommet: paint or metal• Installation instructions		1 Style number 2 Paint or metal color number ▶ See <i>Surface Materials</i> , page 448.	
Specification Information			
• Dimensions	• Style	• U.S.	
D	W	Number	Price
2½"	2½"	AWAG2	\$100

3" Grommet Package



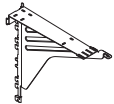
Tip: When using TSAEGROM in the Universal parametric straight worksurface, specify the 3" grommet cutout.

Standard Includes		Required to Specify
▶ Need help? Product details, page 113	• Package of 10 grommets: black plastic	Style number
Specification Information		
• Style Number	• U.S. Price	
TSAEGROM	\$85	

Beam-Mounted Universal Systems Worksurface Supports

For Use with Answer Beam

Cantilevers

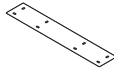


Tip: Answer beam junctions can accommodate only one cantilever at a seam.

Tip: 30"D straight cantilevered worksurfaces require additional floor support along the front edge, such as a pedestal or post leg.

Standard Includes		Required to Specify
▶ Need help? Product details, page 124	<ul style="list-style-type: none"> • Cantilever: paint • Tie plate • Attachment hardware 	1 Style number 2 Paint color number for cantilever ▶ See <i>Surface Materials</i> , page 448.
Specification Information		
• Style • Number	• U.S. • Price	
Beam On-Module Cantilever		
TSBUCANT	\$165	

Support Plate



Tip: Support plate can also be used in freestanding applications.

Standard Includes		Required to Specify
▶ Need help? Product details, page 127	<ul style="list-style-type: none"> • Support plate: black paint only • Attachment hardware 	Style number
Specification Information		
• Dimensions	• Style • Number	• U.S. • Price
14"D	TS714WSP	\$109
20"D	TS720WSP	\$109

Worksurface-to-Beam Tether Brackets

Standard Includes		Required to Specify
▶ Need help? Product details, page 124	<ul style="list-style-type: none"> • Tether brackets: 4799 Platinum • Attachment hardware 	Style number
Specification Information		
• Style • Number	• U.S. • Price	
Single		
TSBTB1	\$31	
Pair		
TSBTB2	\$61	



Tie Plates




Standard Includes	Required to Specify
<ul style="list-style-type: none"> Package of six tie plates: black paint only Attachment hardware 	Style number

Specification Information

Dimensions	Style Number	U.S. Price
3¾"L	TS7TIEPLATE	\$158
.	.	.

Reinforcing Channels



Tip: Reinforcing channel can also be used in free-standing applications.

Standard Includes	Required to Specify
<p>► Need help? Product details, page 113</p> <ul style="list-style-type: none"> Reinforcing channel: black paint only Attachment hardware 	Style number

Specification Information

Dimensions	Style Number	U.S. Price
39"W	TS7WKSPT39	\$76
48"W	TS7WKSPT48	\$76
51"W	TS7WKSPT51	\$76
54"W	TS7WKSPT54	\$76
57"W	TS7WKSPT	\$76
60"W	TS7WKSPT60	\$76
63"W	TS7WKSPT63	\$76
66"W	TS7WKSPT66	\$76
72"W	TS7WKSPT72	\$76
.	.	.

FrameOne Legs and Supports for Universal Worksurfaces

for Use with Answer Beam

Standard Includes		Required to Specify
► Need help? Product details, page 126	<ul style="list-style-type: none"> Legs: paint Intermediate support: 4799 Platinum Attachment hardware 	1 Style number 2 Paint color number for legs 3 Options, if selected (see below) ► See <i>Surface Materials</i> , page 448.

Options	U.S. Price	Required to Specify
Surface Materials For legs <ul style="list-style-type: none"> Paint price group 1 Paint price group 2 Paint price group 3 	No cost +\$28 per leg +\$51 per leg	Specify paint color number. Specify paint color number. Specify paint color number.

Specification Information									
Plan Height	Depth	Style Number	U.S. Base Price	Style Number	U.S. Base Price	Style Number	U.S. Base Price	Style Number	U.S. Base Price
		Beam Supporting Left-Hand		Beam Supporting Right-Hand		Tethered Application		Table Application	

Closed Loop for Answer Beam

28½"	24"	TSBFC24LH	\$915	TSBFC24RH	\$915	UFC24	\$897	UFC24T	\$975
28½"	30"	TSBFC30LH	\$915	TSBFC30RH	\$915	UFC30	\$897	UFC30T	\$975

Open Loop for Answer Beam

28½"	24"	TSBFQ24LH	\$668	TSBFQ24RH	\$668	UFQ24	\$654	UFQ24T	\$732
28½"	30"	TSBFQ30LH	\$668	TSBFQ30RH	\$668	UFQ30	\$654	UFQ30T	\$732

Half Loop for Answer Beam

28½"	24"	TSBFH24LHB	\$578	TSBFH24RHB	\$578				
28½"	30"	TSBFH30LHB	\$578	TSBFH30RHB	\$578				

Post Leg

28½"		UFP	\$257						
------	--	------------	-------	--	--	--	--	--	--

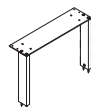
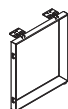
Intermediate Support for Answer Beam

For Use with One-High Universal Storage

28½"	16"	TSB1610H	\$404						
------	-----	-----------------	-------	--	--	--	--	--	--

For Use with 1.5-High Universal Storage

28½"	16"	TSB1615H	\$370						
------	-----	-----------------	-------	--	--	--	--	--	--



Infills for FrameOne Legs for Universal Worksurfaces

Infills for FrameOne Legs for
Universal Worksurfaces



For laminate price group 2 and 3 pricing, please refer to the electronic catalog or SmartTools.

Tip: Wood group 2 and wood group 3 upcharges are in addition to wood group 1 upcharge.

Standard Includes	Required to Specify
<ul style="list-style-type: none"> ▶ Need help? Product details, page 128 • High-Pressure Laminate price group 1 infills • Edge on laminate infill, if selected: plastic • Brackets and caps 	<ol style="list-style-type: none"> 1 Style number 2 Laminate color number for infill 3 Plastic color number for edge on laminate infill, if selected 4 Options, if selected (see below) <p>▶ See <i>Surface Materials</i>, page 448.</p>

Options	U.S. Price	Required to Specify
Surface Materials High-Pressure Laminate <ul style="list-style-type: none"> • Laminate price group 2 • Laminate price group 3 • Open Line laminate 	See information at left See information at left +\$102 plus cost of laminate	Specify laminate color number. Specify laminate color number. ▶ See <i>Surface Materials Reference Manual</i> .
Wood veneer <ul style="list-style-type: none"> • Wood group 1 veneer surface with wood veneer edges • Wood group 2 veneer surface with wood veneer edges • Wood group 3 veneer surface with wood veneer edges • Customiz stain 	Prices below +\$153 +\$534 No cost	Specify <i>with wood veneer</i> and indicate wood color number. Specify <i>with wood veneer</i> and indicate wood color number Specify <i>with wood veneer</i> and indicate wood color number. Specify <i>with Customiz stain</i> . ▶ See <i>Surface Materials Reference Manual</i> .

Specification Information			
Planning Width	Style Number	U.S. Base Price	Option (Add \$ to Base Price)
		High-Pressure Laminate	Wood Veneer

For Closed Loop Legs

24"W	UFC24NF	\$879	+\$282
30"W	UFC30NF	\$979	+\$308

For Open Loop Legs

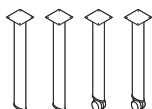
24"W	UFQ24NF	\$879	+\$282
30"W	UFQ30NF	\$979	+\$308

Post Legs and Double Post Legs

Tip: Height dimensions listed are nominal and include the thickness of a worksurface.

Tip: Standing height legs can be used as column support in panel-mounted applications only.

Tip: Corner worksurfaces require a leg in the back corner. Be sure to order fifth leg if specifying a package of four.



Standard Includes		Required to Specify
► Need help? Product details, page 126	<ul style="list-style-type: none"> Legs: paint Attachment hardware Non-locking caster, if selected: black plastic only 	1 Style number 2 Paint color number for leg 3 Options, if selected (see below) ► See <i>Surface Materials</i> , page 448.

Options	U.S. Price	Required to Specify
Surface Materials	No cost +\$29 per leg +\$51 per leg	Specify paint color number. Specify paint color number. Specify paint color number.

Specification Information					
Planning Height	Style Number	U.S. Base Price	Planning Height	Style Number	U.S. Base Price
Post Leg with Glide			Package of Four Post Legs with Glides		
26"	UNPL	\$190	26"	UNPL4	\$760
28½"	UPL	\$190	28½"	UPL4	\$760
40⅞"	UHPL	\$239			
Post Leg with Caster			Package of Four Post Legs with Casters		
26"	UNPLC	\$216	26"	UNPL4C	\$864
28½"	UPLC	\$216	28½"	UPL4C	\$864
			Package of Four Post Legs with Two Glides and Two Casters		
26"	UNPL4M	\$812			
28½"	UPL4M	\$812			

► **Specification Information, continued on next page**

► Specification Information, continued from previous page

Specification Information

Planning Height	Style Number	U.S. Base Price
.	.	.
.	.	.
.	.	.

Double Post Leg with Glides

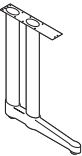
28½"	UDPL	\$533
.	.	.



Tip: Double post legs can be used as a shared or column support in applications with other post legs.

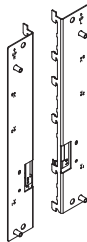
Double Post C-Leg with Glides

28½"	UCL	\$606
.	.	.



Currency Storage

Storage to Beam Connector



Tip: Storage-to-beam connector can not be used with Answer Panels.

Standard Includes

- Skin material: fabric or steel, laminate or veneer
- Connector: black paint
- Attachment hardware

Options

Skin Material	Fabric or Steel	No cost
	Laminate or Veneer	No cost
Storage Height	1.5-High or Two-High	No cost
	One-High	No cost
Application	Full	No cost
	Recessed	No cost
Handedness	Left Hand	No cost
	Right Hand	No cost

Specification Information

Style Price
Number

Storage to Beam Connector

CRSTBC \$122

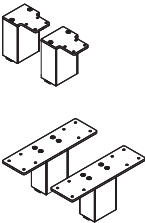
Currency Storage

Specifying Stanchions, and Accessories

Answer Beam Stanchion Supports	375
Mid-Storage Supports	376
Ganging Hardware	378

Answer Beam Stanchion Supports

Answer Beam Stanchion
Supports



Standard Includes	Required to Specify
-------------------	---------------------

- | | | |
|----------------------------------------------|-------------------------------------------------------------------------|--------------|
| ▶ Need help?
Product details,
page 178 | • Stanchions, quantity of two: 4799 Platinum Metallic
• Hardware kit | Style number |
|----------------------------------------------|-------------------------------------------------------------------------|--------------|

Specification Information	
---------------------------	--

Style Number	U.S. Price
--------------	------------

Single Sided

TSBSTS	\$268
--------	-------

Double Sided/Centered

TSBSTC	\$268
--------	-------

Mid-Storage Supports

Standard Includes		Required to Specify
► Need help? Product details, page 179	<ul style="list-style-type: none">Mid-storage support: 4799 Platinum MetallicAttachment hardware	Style number

Specification Information				
Aligned Height with Organizer	Aligned Height with Overhead	Support Height	Style Number	U.S. Price

For Use with 1.5-High Currency				
42"	48"	10½"	TSB15H	\$433
:	:	:	:	:

For Use with Two-High Currency or Worksurface				
42"	48"	4½"	TSB2H	\$433
:	:	:	:	:



Standard Includes		Required to Specify
<ul style="list-style-type: none">• Attachment kit: zinc• Four bolts and nuts per kit		Style number
Specification Information		
• Style Number	• U.S. Price	
• TSBAWAK	\$62	

Specifying Accessories

Marker Clips	386
Brackets	387

Marker Clips

Marker Clips



Standard Includes		Required to Specify
► Need help? Product details, page 192	• Package of 20 plastic marker clips: 6249 Platinum Solid	Style number

Specification Information	
• Style Number	• U.S. Price
BSMC	\$51

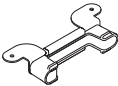
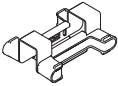
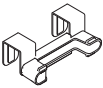
Brackets

Brackets

For Use with Answer Boundary Screens and Universal Worksurfaces

Standard Includes		Required to Specify
▶ Need help? Product details, page 192	• Plastic bracket: 6249 Platinum Solid	Style number

Specification Information	
Style Number	U.S. Price
Bracket for Boundary Screen-Single Sided	
BSVB1	\$56
Bracket for Boundary Screen-Double Sided	
BSVB2	\$93
For Universal Worksurfaces	
USWSVB	\$56



Tip: Attachment hardware included.

Specifying Answer Fence

Answer Fence Junctions	422
Answer Fence Foot	426
Answer Fence Horizontal Packages	427
Answer Fence High-Capacity Horizontal Packages	428
Answer Fence Infeed Covers	429
Answer Fence End-of-Run Junction with Utility Pole	430
Answer Fence Utility Pole—L, T, or X Application	431
Power Harnesses	432
Multipurpose Power Infeeds	433
Power	434
Universal Screens and Aligners	438
Sarto Fence Screens	440
Answer Fence Frameless Glass Screens with Recessed Attachment	442
Answer Fence Boundary Screens	444

Answer Fence Junctions

In-Line Fence Junction



Standard Includes		Required to Specify
► Need help? Product details, page 396	<ul style="list-style-type: none"> • Junction • Aligner 	Style number
Specification Information		
Style Number	U.S. Price	
TSF27IJ	\$110	

End-of-Run Fence Junction



Tip: End-of-run trim adds 1/2" to footprint.

Standard Includes		Required to Specify	
► Need help? Product details, page 396	<ul style="list-style-type: none"> • Junction • Outside vertical trim, if selected: paint price group 1 • Aligner 	1 Style number 2 Paint color number for outside vertical trim 3 Options, if selected (see below) ► See <i>Surface Materials</i> , page 448.	
Options	U.S. Price	Required to Specify	
Surface Materials	Outside vertical trim		
• Paint price group 1	No cost	Specify paint color number.	
• Paint price group 2	+\$16	Specify paint color number.	
• Paint price group 3	+\$34	Specify paint color number.	
Trim	Omit outside vertical trim	–\$86	Specify <i>omit outside vertical trim</i> .
Specification Information			
Style Number	U.S. Base Price		
TSF27EJ	\$155		

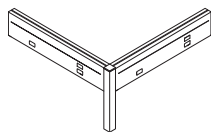
L and T Fence Junctions

Standard Includes		Required to Specify
► Need help? Product details, page 396	<ul style="list-style-type: none"> • Junction • Inside corner light seal(s) • Outside vertical trim: paint price group 1 • Junction cap: paint to match outside vertical trim • Aligner(s) 	1 Style number 2 Paint color number for outside vertical trim 3 Options, if selected (see below) ► See <i>Surface Materials</i> , page 448.

Options	U.S. Price	Required to Specify
Surface Materials Outside vertical trim <ul style="list-style-type: none"> • Paint price group 1 • Paint price group 2 • Paint price group 3 	No cost +\$11 +\$24	Specify paint color number. Specify paint color number. Specify paint color number.

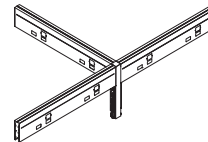
Specification Information

L Junction



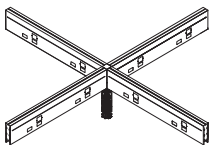
• Style • Number	• U.S. • Base • Price
TSF27LJ	\$242
•	•

T Junction



• Style • Number	• U.S. • Base • Price
TSF27TJ	\$242
•	•

X Fence Junction



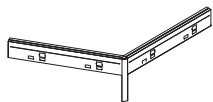
Standard Includes		Required to Specify
► Need help? Product details, page 396	<ul style="list-style-type: none"> • Junction • Inside corner light seals • Junction cap: paint • Aligners 	1 Style number 2 Paint color number for junction cap 3 Options, if selected (see below) ► See <i>Surface Materials</i> , page 448.

Specification Information

• Style • Number	• U.S. • Price
TSF27XJ	\$242
•	•

Answer Fence Junctions, continued

V Fence Junction



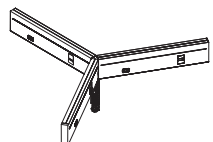
Standard Includes	Required to Specify
<p>► Need help? Product details, page 396</p> <ul style="list-style-type: none"> • Junction • Outside vertical trim: paint price group 1 • Junction cap: paint to match outside vertical trim • Aligner(s) 	<ul style="list-style-type: none"> 1 Style number 2 Paint color number for outside vertical trim 3 Options, if selected (see below) <p>► See <i>Surface Materials</i>, page 448.</p>

Options	U.S. Price	Required to Specify
Surface Materials Outside vertical trim <ul style="list-style-type: none"> • Paint price group 1 • Paint price group 2 • Paint price group 3 	No cost +\$11 +\$24	Specify paint color number. Specify paint color number. Specify paint color number.

Specification Information

Style Number	U.S. Base Price
TSF27VJ	\$367

Y Fence Junction

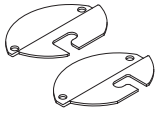


Standard Includes	Required to Specify
<p>► Need help? Product details, page 396</p> <ul style="list-style-type: none"> • Junction • Junction cap: paint • Aligner(s) 	<ul style="list-style-type: none"> 1 Style number 2 Paint color number for junction cap 3 Options, if selected (see below) <p>► See <i>Surface Materials</i>, page 448.</p>

Specification Information

Style Number	U.S. Price
TSF27YJ	\$367

Floor Anchor Bracket



Tip: Floor anchor bolts are not included.

Standard Includes		Required to Specify
▶ Need help? Product details, page 397	• Two-piece floor anchor bracket: black paint only	Style number
Specification Information		
• Style Number	• U.S. Price	
• CBRKTS	• \$63	
•	•	

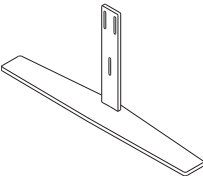
Answer Fence

Gripper Glide Caps



Standard Includes		Required to Specify
▶ Need help? Product details, page 397	• Package of 10 gripper glide caps: soft black plastic only	Style number
Specification Information		
• Style Number	• U.S. Price	
• TS7GGC10	• \$63	
•	•	

Answer Fence Foot

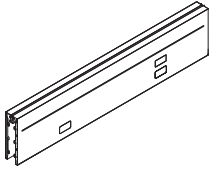


Standard Includes		Required to Specify
► Need help? Product details, page 398	<ul style="list-style-type: none">Fence foot: paint price group 1Attachment hardware	1 Style number 2 Paint color number for foot 3 Options, if selected (see below) ► See <i>Surface Materials</i> , page 448.

	Options	U.S. Price	Required to Specify
Surface Materials	• Paint price group 1	No cost	Specify paint color number.
	• Paint price group 2	+\$16	Specify paint color number.
	• Paint price group 3	+\$34	Specify paint color number.

Specification Information	
• Style • Number • • • •	• U.S. • Base • Price • • • •
TSFF	\$296
•	•

Answer Fence Horizontal Packages



Tip: Horizontal packages are only available with steel covers.

Tip: Power and data is available only at 20" off the floor.

Tip: For modular power, receptacle trim rings (TS7RCT) must be specified separately at each power cutout location.

Tip: For modular power, receptacles are specified separately and are available in 15 amp, 20 amp, and USB.

Tip: For modular power, specify a fence receptacle filler (TSFRF) or a blank receptacle (TSFBCC) to fill cutout locations where power is not expressed.

Tip: 24"W horizontal package with hardwired power cannot support NEMA data cutouts.

Tip: If no power option is selected, data cutouts will default to no cutouts.

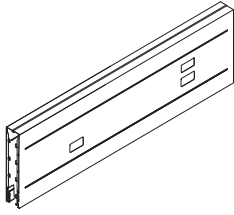
Standard Includes	Required to Specify
<ul style="list-style-type: none"> ▶ Need help? Product details, page 400 • 10"H steel cover, set of two: paint price group 1 • Inside vertical trim: paint price group 1 • Horizontal bar: black paint • Powerkit 	<ol style="list-style-type: none"> 1 Style number 2 Paint color number for steel cover 3 Paint color number for inside vertical trim 4 Options, if selected (see below) <p>▶ See <i>Surface Materials</i>, page 448.</p>

Options	U.S. Price	Required to Specify
Surface Materials	Cover <ul style="list-style-type: none"> • Paint price group 1 No cost • Paint price group 2 +\$ 69 • Paint price group 3 +\$113 	Specify paint color number. Specify paint color number. Specify paint color number.
	Inside vertical trim <ul style="list-style-type: none"> • Paint price group 1 No cost • Paint price group 2 +\$ 16 • Paint price group 3 +\$ 33 	Specify paint color number. Specify paint color number. Specify paint color number.
Vertical Trim	<ul style="list-style-type: none"> • Two vertical trims No cost • One infeed cover, one vertical trim +\$ 94 • Two infeed covers +\$188 	Specify with two vertical trims. Specify with one infeed cover, one vertical trim. Specify with two infeed covers.
Cover Cutouts	<ul style="list-style-type: none"> • Cutouts one side, plain one side No cost • Cutouts both sides No cost • Plain both sides No cost 	Specify with cutouts one side, plain one side. Specify with cutouts both sides. Specify with plain both sides.
Power Schematic	<ul style="list-style-type: none"> • 4-circuit, 3+1 wiring schematic No cost • 4-circuit, 2+2 wiring schematic No cost • 3-circuit, separate neutrals (3SN) wiring schematic No cost • 24" hardwire -\$141 • 30" hardwire -\$141 • 36" hardwire -\$141 • 42" hardwire -\$141 • 48" hardwire -\$141 • 60" hardwire -\$251 • 72" hardwire -\$251 • No power (24"W-48"W) -\$277 • No power (60"W-72"W) -\$420 	Specify with 4-circuit, 3+1 wiring schematic. Specify with 4-circuit, 2+2 wiring schematic. Specify with 3-circuit, separate neutrals (3SN) wiring schematic. Specify with 24" hardwire. Specify with 30" hardwire. Specify with 36" hardwire. Specify with 42" hardwire. Specify with 48" hardwire. Specify with 60" hardwire. Specify with 72" hardwire. Specify with no power. Specify with no power.
Data Cutout	<ul style="list-style-type: none"> • No cutouts No cost • Furniture style data No cost • NEMA data No cost 	Specify with no cutouts. Specify with Furniture style data. Specify with NEMA data.

Specification Information

Style Number	Width	U.S. Base Price
TSF24HS	24"	\$ 645
TSF30HS	30"	\$ 678
TSF36HS	36"	\$ 692
TSF42HS	42"	\$ 719
TSF48HS	48"	\$ 753
TSF60HS	60"	\$ 966
TSF72HS	72"	\$1085

Answer Fence High-Capacity Horizontal Packages



Tip: High-capacity horizontal packages are only available with steel covers.

Tip: Power and data is available only at 20" off the floor.

Tip: For modular power, receptacle trim rings (TS7RCT) must be specified separately at each power cutout location.

Tip: For modular power, receptacles are specified separately and are available in 15 amp, 20 amp, and USB.

Tip: For modular power, specify a fence receptacle filler (TSFRF) or a blank receptacle (TSFBCC) to fill cutout locations where power is not expressed.

Tip: 24"W horizontal package with hardwired power cannot support NEMA data cutouts.

Tip: If no power option is selected, data cutouts will default to no cutouts.

Standard Includes	Required to Specify
<ul style="list-style-type: none"> ▶ Need help? Product details, page 400 • 13¼"H steel cover, set of two: paint price group 1 • Inside vertical trim: paint price group 1 • Horizontal bar: black paint • Powerkit 	<ul style="list-style-type: none"> 1 Style number 2 Paint color number for steel cover 3 Paint color number for inside vertical trim 4 Options, if selected (see below) ▶ See <i>Surface Materials</i>, page 448.

Options	U.S. Price	Required to Specify
Surface Materials <ul style="list-style-type: none"> • Paint price group 1 • Paint price group 2 • Paint price group 3 	No cost +\$ 69 +\$113	Specify paint color number. Specify paint color number. Specify paint color number.
Cover <ul style="list-style-type: none"> • Paint price group 1 • Paint price group 2 • Paint price group 3 	No cost +\$ 16 +\$ 33	Specify paint color number. Specify paint color number. Specify paint color number.
Inside vertical trim <ul style="list-style-type: none"> • Paint price group 1 • Paint price group 2 • Paint price group 3 	No cost +\$ 16 +\$ 33	Specify paint color number. Specify paint color number. Specify paint color number.
Vertical Trim <ul style="list-style-type: none"> • Two vertical trims • One infeed cover, one vertical trim • Two infeed covers 	No cost +\$135 +\$270	Specify with two vertical trims. Specify with one infeed cover, one vertical trim. Specify with two infeed covers.
Cover Cutouts <ul style="list-style-type: none"> • Cutouts one side, plain one side • Cutouts both sides • Plain both sides 	No cost No cost No cost	Specify with cutouts one side, plain one side. Specify with cutouts both sides. Specify with plain both sides.
Power Schematic <ul style="list-style-type: none"> • 4-circuit, 3+1 wiring schematic • 4-circuit, 2+2 wiring schematic • 3-circuit, separate neutrals (3SN) wiring schematic • 24" hardwire • 30" hardwire • 36" hardwire • 42" hardwire • 48" hardwire • 60" hardwire • 72" hardwire • No power (24"W–48"W) • No power (60"W–72"W) 	No cost No cost No cost –\$141 –\$141 –\$141 –\$141 –\$141 –\$251 –\$251 –\$277 –\$420	Specify with 4-circuit, 3+1 wiring schematic. Specify with 4-circuit, 2+2 wiring schematic. Specify with 3-circuit, separate neutrals (3SN) wiring schematic. Specify with 24" hardwire. Specify with 30" hardwire. Specify with 36" hardwire. Specify with 42" hardwire. Specify with 48" hardwire. Specify with 60" hardwire. Specify with 72" hardwire. Specify with no power. Specify with no power.
Data Cutout <ul style="list-style-type: none"> • No cutouts • Furniture style data • NEMA data 	No cost No cost No cost	Specify with no cutouts. Specify with Furniture style data. Specify with NEMA data.

Specification Information

Style Number	Width	U.S. Base Price
TSF24HSHC	24"	\$ 762
TSF30HSHC	30"	\$ 797
TSF36HSHC	36"	\$ 820
TSF42HSHC	42"	\$ 848
TSF48HSHC	48"	\$ 888
TSF60HSHC	60"	\$1136
TSF72HSHC	72"	\$1267

Infeed Covers

Standard Infeed Cover



Tip: Standard infeed cover can only be used with standard fence horizontal package.

Tip: Multi-purpose power infeed is sold separately.

Standard Includes		Required to Specify	
▶ Need help? Product details, page 403	<ul style="list-style-type: none">• Infeed cover: paint price group 1	<ul style="list-style-type: none">1 Style number2 Paint color number for cover3 Options, if selected (see below) ▶ See <i>Surface Materials</i> , page 448.	

Options	U.S. Price	Required to Specify
Surface Materials <ul style="list-style-type: none">• Paint price group 1• Paint price group 2• Paint price group 3	No cost +\$16 +\$33	Specify paint color number. Specify paint color number. Specify paint color number.

Specification Information			
• Dimensions		• Style	• U.S. Base
D	W	Number	Price
H			
3"	3"	16½"	TSFBCIC \$106

High-Capacity Infeed Cover



Tip: High-capacity infeed cover can only be used with high-capacity horizontal package.

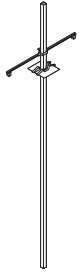
Tip: Multi-purpose power infeed is sold separately.

Standard Includes		Required to Specify	
▶ Need help? Product details, page 403	<ul style="list-style-type: none">• Infeed cover: paint price group 1	<ul style="list-style-type: none">1 Style number2 Paint color number for cover3 Options, if selected (see below) ▶ See <i>Surface Materials</i> , page 448.	

Options	U.S. Price	Required to Specify
Surface Materials <ul style="list-style-type: none">• Paint price group 1• Paint price group 2• Paint price group 3	No cost +\$16 +\$33	Specify paint color number. Specify paint color number. Specify paint color number.

Specification Information			
• Dimensions		• Style	• U.S. Base
D	W	Number	Price
3"	5"	13¼"	TSFHCIC
			\$149

Answer Fence End-of-Run Junction with Utility Pole



Tip: Order multipurpose power infeed separately.
▶ Page 433

Standard Includes		Required to Specify	
▶ Need help? Product details, page 407	<ul style="list-style-type: none"> Fence end-of-run junction with vertical trim Inside vertical trim: paint price group 1 Upright trim: paint price group 1 Ceiling trim plate: white paint only Mounting brackets 	1 Style number 2 Paint color number for inside vertical trim 3 Paint color number for upright trim 4 Options, if selected (see below) ▶ See <i>Surface Materials</i> , page 448.	
Surface Materials	Options	U.S. Price	Required to Specify
	Trim Inside vertical trim <ul style="list-style-type: none"> Paint price group 1 Paint price group 2 Paint price group 3 	No cost +\$11 +\$24	Specify paint color number. Specify paint color number. Specify paint color number.
	Upright trim <ul style="list-style-type: none"> Paint price group 1 Paint price group 2 Paint price group 3 	No cost +\$11 +\$24	Specify paint color number. Specify paint color number. Specify paint color number.
Specification Information			
Style Number	U.S. Base Price		
TSFERUP	\$585		

Answer Fence Utility Pole—L, T, or X Application

Answer Fence Utility Pole—L, T, or X Application



Tip: Works with L, T, or X fence junctions.

Tip: Does not include junction. Junction is ordered separately.

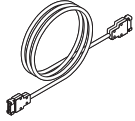
Tip: Order multipurpose power infeed separately.
▶ Page 433

Standard Includes		Required to Specify
▶ Need help? Product details, page 408	<ul style="list-style-type: none">• Utility pole: paint price group 1• Ceiling trim plate: white paint only• Mounting brackets	1 Style number 2 Paint color number for utility pole 3 Options, if selected (see below) ▶ See <i>Surface Materials</i> , page 448.

Options	U.S. Price	Required to Specify
Surface Materials		
<ul style="list-style-type: none">• Paint price group 1• Paint price group 2• Paint price group 3	No cost +\$16 +\$34	Specify paint color number. Specify paint color number. Specify paint color number.

Specification Information		
Configuration	Style Number	U.S. Base Price
L, T, or X junctions	TS7TJUP	\$270

Power Harnesses



Tip: 20" length is specified for in-line application; 23" length is specified for L, T, X, V, and Y junctions.

Standard Includes	Required to Specify
<ul style="list-style-type: none"> Need help? Product details, page 404 Conduit with two modular connectors: black 	Style number

Specification Information

Non-PVC

Length	Style Number	U.S. Price
--------	--------------	------------

4-Circuit, 3+1 Wiring Schematic

20"	TSF20MHXN	\$182
23"	TSF23MHXN	\$182
50"	TSFPT50XN	\$250
56"	TSFPT56XN	\$250
62"	TSFPT62XN	\$250
68"	TSFPT68XN	\$250
74"	TSFPT74XN	\$250
86"	TSFPT86XN	\$279
98"	TSFPT98XN	\$279

4-Circuit, 2+2 Wiring Schematic

20"	TSF20MHYN	\$182
23"	TSF23MHYN	\$182
50"	TSFPT50YN	\$250
56"	TSFPT56YN	\$250
62"	TSFPT62YN	\$250
68"	TSFPT68YN	\$250
74"	TSFPT74YN	\$250
86"	TSFPT86YN	\$279
98"	TSFPT98YN	\$279

3-Circuit, Separate Neutrals (3SN) Wiring Schematic

20"	TSF20MHZN	\$182
23"	TSF23MHZN	\$182
50"	TSFPT50ZN	\$250
56"	TSFPT56ZN	\$250
62"	TSFPT62ZN	\$250
68"	TSFPT68ZN	\$250
74"	TSFPT74ZN	\$250
86"	TSFPT86ZN	\$279
98"	TSFPT98ZN	\$279

Multipurpose Power Infeeds



Standard Includes			Required to Specify		
<div>► Need help? Product details, page 404</div> <div><ul style="list-style-type: none">Multipurpose power infeed with modular connectorInsulated color-coded wires for hardwired connection to building power source</div>			<div>Style number</div>		
Specification Information					
			Non-PVC		
• Length	• Style Number	• U.S. Price	• Length	• Style Number	• U.S. Price
•	•	•	•	•	•
•	•	•	•	•	•
•	•	•	•	•	•
4-Circuit, 3+1 Wiring Schematic			4-Circuit, 3+1 Wiring Schematic		
6'	TS76UPHX	\$393	6'	TS76UPHXN	\$393
12'	TS712UPHX	\$506	12'	TS712UPHXN	\$522
24'	TS724UPHX	\$735	24'	TS724UPHXN	\$755
•	•	•	•	•	•
4-Circuit, 2+2 Wiring Schematic			4-Circuit, 2+2 Wiring Schematic		
6'	TS76UPHY	\$393	6'	TS76UPHYN	\$393
12'	TS712UPHY	\$506	12'	TS712UPHYN	\$522
24'	TS724UPHY	\$735	24'	TS724UPHYN	\$755
•	•	•	•	•	•
3-Circuit, Separate Neutrals (3SN) Wiring Schematic			3-Circuit, Separate Neutrals (3SN) Wiring Schematic		
6'	TS76UPHZ	\$393	6'	TS76UPHZN	\$393
12'	TS712UPHZ	\$506	12'	TS712UPHZN	\$522
24'	TS724UPHZ	\$735	24'	TS724UPHZN	\$755
•	•	•	•	•	•

Multipurpose Infeed Conduit Covers

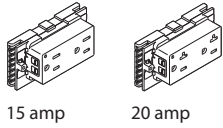


Standard Includes		Required to Specify
<div>► Need help? Product details, page 404</div> <div><ul style="list-style-type: none">• Power infeed cover: black fabric• Cover for 1/2" conduit: black fabric</div>		Style number

Specification Information		
• Length	• Style Number	• U.S. Price
•	•	•
•	•	•
•	•	•
6'	TS7BFCC6	\$ 89
12'	TS7BFCC12	\$182
24'	TS7BFCC24	\$364
•	•	•

Power

Duplex Receptacle



Tip: Receptacle trim ring is required for each receptacle, USB receptacle, or blank receptacle cutout location (ordered separately).

► Need help?
Product details,
page 405

Standard Includes

- Receptacle: plastic

Required to Specify

- 1 Style number
 - 2 Plastic color number for receptacle
 - 3 Wiring schematic (see below under Required Selections)
 - 4 Line (see below under Required Selections)
 - 5 Ground type (see below under Required Selections)
 - 6 Amp type (see below under Required Selections)
 - 7 Options, if selected (see below)
- See *Surface Materials*, page 448.

	Required Selections	U.S. Price	Required to Specify
Wiring Schematic	<ul style="list-style-type: none"> • 3+1 • 2+2 • 3SN 	No cost No cost No cost	Specify with 3+1. Specify with 2+2. Specify with 3SN.
Line	<ul style="list-style-type: none"> • Line 1 • Line 2 • Line 3 • Line 4 	No cost No cost No cost No cost	Specify with line 1. Specify with line 2. Specify with line 3. Specify with line 4.
Ground Type	<ul style="list-style-type: none"> • System • Isolated 	No cost No cost	Specify with system ground. Specify with isolated ground.
Amp Type	<ul style="list-style-type: none"> • 15 amp • 20 amp 	No cost +\$35	Specify with 15 amp. Specify with 20 amp.

	Options	U.S. Price	Required to Specify
Controlled Stamp	<ul style="list-style-type: none"> • No stamp • Controlled stamp 	No cost +\$ 5	Specify with no stamp. Specify with controlled stamp.

Specification Information	
Style Number	U.S. Base Price
TS7RC	\$63

USB Receptacle



Tip: Receptacle trim ring is required for each receptacle, USB receptacle, or blank receptacle cutout location (ordered separately).

Standard Includes		Required to Specify	
▶ Need help? Product details, page 405	• USB receptacle: plastic	1 Style number	
		2 Plastic color number for receptacle	
		3 Wiring schematic (see below under Required Selections)	
		4 Line (see below under Required Selections)	
		▶ See <i>Surface Materials</i> , page 448.	

Required Selections	U.S. Price	Required to Specify	
Wiring Schematic		Specify <i>with</i> 3+1.	
• 3+1	No cost	Specify <i>with</i> 2+2.	
• 2+2	No cost	Specify <i>with</i> 3SN.	
• 3SN	No cost		
Line		Specify <i>with</i> line 1.	
• Line 1	No cost	Specify <i>with</i> line 2.	
• Line 2	No cost	Specify <i>with</i> line 3.	
• Line 3	No cost	Specify <i>with</i> line 4.	
• Line 4 (Available in 3+1 and 2+2 only)	No cost		

Specification Information	
Style Number	U.S. Price
TS7USB	\$150

Blank Receptacle



Tip: Receptacle trim ring is required for each receptacle, USB receptacle, or blank receptacle cutout location (ordered separately).

Standard Includes		Required to Specify	
▶ Need help? Product details, page 405	• Cover cut-out: plastic	1 Style number	
		2 Plastic color number for cut-out cover	
		3 Wiring schematic, if selected (see below under Required Selections)	
		▶ See <i>Surface Materials</i> , page 448.	

Required Selections	U.S. Price	Required to Specify	
Wiring Schematic		Specify <i>with</i> 3+1.	
• 3+1	No cost	Specify <i>with</i> 2+2.	
• 2+2	No cost	Specify <i>with</i> 3SN.	
• 3SN	No cost		

Specification Information	
Style Number	U.S. Price
TSFBCC	\$12

Receptacle Trim Ring



Tip: Receptacle trim ring is required for each receptacle, USB receptacle, or blank receptacle cutout location (ordered separate).

Standard Includes		Required to Specify
► Need help? Product details, page 406	• Receptacle trim ring: plastic	1 Style number 2 Plastic color number for receptacle trim ring ► See <i>Surface Materials</i> , page 448.
Specification Information		
• Style Number	• U.S. Price	
TS7RCT	\$16	
:	:	

Fence Receptacle Fillers



Tip: Fence receptacle filler package fills unused receptacle openings.

Standard Includes		Required to Specify
► Need help? Product details, page 406	• Package of 20 receptacle fillers: plastic	1 Style number 2 Plastic color number for receptacle fillers ► See <i>Surface Materials</i> , page 448.
Specification Information		
• Style Number	• U.S. Price	
TSFRF	\$136	
:	:	

Data Fillers



Tip: Data filler fills unused data openings.

Standard Includes		Required to Specify
► Need help? Product details, page 406	• Package of 20 fillers: plastic	1 Style number 2 Plastic color number for data filler ► See <i>Surface Materials</i> , page 448.
Specification Information		
• Style Number	• U.S. Price	
TS7DF	\$112	
:	:	

Grommets for Junction



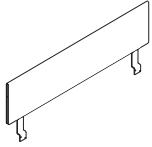
Standard Includes		Required to Specify
▶ Need help? Product details, page 406	• Package of 25: black plastic only	Style number

Specification Information	
• Style • Number	• U.S. • Price
TS7JSLVE	\$153

Answer Fence

Universal Screens and Aligners

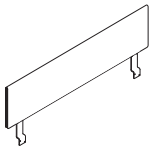
Universal Screens



Standard Includes	Required to Specify
<ul style="list-style-type: none"> ▶ Need help? Product details, page 409 • Screen: fabric price group 1 • Brackets: 7360 Merle • Edge: PET 	<ol style="list-style-type: none"> 1 Style number 2 Width (see below under Required Selections) 3 Height (see below under Required Selections) 4 Fabric color number for screen 5 Edge color: <ul style="list-style-type: none"> P630 Medium Heather Grey PET P631 Dark Heather Grey PET 6 Options, if selected (see below) <p>▶ See <i>Surface Materials</i>, page 448.</p>

	Required Selections	U.S. Price	Required to Specify
Width	<ul style="list-style-type: none"> • 24"W • 30"W • 36"W • 42"W • 48"W • 54"W • 60"W • 66"W • 72"W • 78"W • 84"W • 90"W • 96"W 	<ul style="list-style-type: none"> Prices at right Prices at right Prices at right Prices at right Prices at right Prices at right Prices at right Prices at right Prices at right Prices at right Prices at right Prices at right Prices at right 	<ul style="list-style-type: none"> Specify width. Specify width. Specify width. Specify width. Specify width. Specify width. Specify width. Specify width. Specify width. Specify width. Specify width. Specify width. Specify width.
Height	<ul style="list-style-type: none"> • 13 1/2"H • 19 1/2"H 	<ul style="list-style-type: none"> Prices at right Prices at right 	<ul style="list-style-type: none"> Specify height. Specify height.

	Options	U.S. Price	Required to Specify
Surface Materials	<ul style="list-style-type: none"> • Fabric price group 2 • Fabric price group 3 • Fabric price group 4 • Fabric price group 5 • Fabric price group 6 • Fabric price group 7 • Fabric price group 8 • Fabric price group 9 • Fabric price group 10 • Customer's Own Material (COM) 	<ul style="list-style-type: none"> +\$ 49 +\$132 +\$165 +\$203 +\$237 +\$274 +\$307 +\$343 +\$378 +\$ 23 	<ul style="list-style-type: none"> Specify fabric color number. Specify fabric color number. Specify fabric color number. Specify fabric color number. Specify fabric color number. Specify fabric color number. Specify fabric color number. Specify fabric color number. Specify fabric color number. Specify fabric color number. <p>▶ See <i>Surface Materials Reference Manual</i>.</p>
Related Products	<ul style="list-style-type: none"> • Aligners 		▶ Page 439



Specification Information

Style Number	Height	U.S. Base Prices							
		24"W	30"W	36"W	42"W	48"W	54"W	60"W	66"W
TSFSC	13½"	\$610	\$655	\$703	\$746	\$791	\$ 835	\$ 881	\$ 929
	19½"	\$703	\$770	\$841	\$912	\$984	\$1054	\$1126	\$1195

► Specification Information, continued from above

Style Number	Height	U.S. Base Prices				
		72"W	78"W	84"W	90"W	96"W
TSFSC	13½"	\$ 970	\$1014	\$1056	\$1101	\$1147
	19½"	\$1268	\$1335	\$1405	\$1472	\$1540

Aligners



Tip: Aligners are for use with Universal screens only.

Standard Includes

► Need help?
Product details,
page 409

- Aligner, package of 10: 6527 Merle

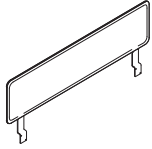
Required to Specify

Style number

Specification Information

Style Number	U.S. Price
UFAL	\$36

Sarto Fence Screens



► Need help?
Product details,
page 410

Standard Includes

- Screen: fabric price group 1
- Brackets and hard stops: 7360 Merle

Required to Specify

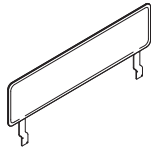
- 1 Style number
 - 2 Size option (see below under Required Selections)
 - 3 Width (see below under Required Selections)
 - 4 Height (see below under Required Selections)
 - 5 Fabric color number for screen
 - 6 Options, if selected (see below)
- See *Surface Materials*, page 448.

	Required Selections	U.S. Price	Required to Specify
Size Option	<ul style="list-style-type: none">• Modular• Parametric	No cost No cost	Specify <i>with modular</i> . Specify <i>with parametric</i> .
Width	Modular	Parametric	
	• 24"W	24"W	Prices at right
	• 30"W	24 1/16"W–30"W	Prices at right
	• 36"W	30 1/16"W–36"W	Prices at right
	• 42"W	36 1/16"W–42"W	Prices at right
	• 48"W	42 1/16"W–48"W	Prices at right
	• 54"W	48 1/16"W–54"W	Prices at right
	• 60"W	54 1/16"W–60"W	Prices at right
	• 66"W	60 1/16"W–66"W	Prices at right
	• 72"W	66 1/16"W–72"W	Prices at right
	• 78"W	72 1/16"W–78"W	Prices at right
	• 84"W	78 1/16"W–84"W	Prices at right
	• 90"W	84 1/16"W–90"W	Prices at right
	• 96"W	90 1/16"W–96"W	Prices at right
Height	Modular	Parametric	
	• 13 1/2"H	13 1/2"H	Prices at right
	• 19 1/2"H	13 9/16"H–19 1/2"H	Prices at right

Tip: Modular 13 1/2"H screen will align at a 42" datum. Modular 19 1/2"H screen will align at a 48" datum.

	Options	U.S. Price	Required to Specify
Surface Materials	<ul style="list-style-type: none"> • Fabric price group 2 • Fabric price group 3 • Fabric price group 4 • Fabric price group 5 • Fabric price group 6 • Fabric price group 7 • Fabric price group 8 • Fabric price group 9 • Fabric price group 10 • Customer's Own Material (COM) 	+\$ 49 +\$132 +\$165 +\$203 +\$237 +\$274 +\$307 +\$343 +\$378 +\$ 23	Specify fabric color number. Specify fabric color number. Specify fabric color number. Specify fabric color number. Specify fabric color number. Specify fabric color number. Specify fabric color number. Specify fabric color number. Specify fabric color number. Specify fabric color number. ► See <i>Surface Materials Reference Manual</i> .

Tip: It is highly recommended to use CET SmartTools to verify all dimensions, as there are minor differences between modular and parametric specifications.



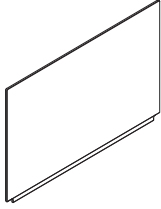
Specification Information									
Style Number	Height	Screen Type	U.S. Base Prices						
			Modular Width						
			24"W	30"W	36"W	42"W	48"W	54"W	60"W
			Parametric Width						
			24"W	24 1/16"W–30"W	30 1/16"W–36"W	36 1/16"W–42"W	42 1/16"W–48"W	48 1/16"W–54"W	54 1/16"W–60"W
TSFPSC	13 1/2"		\$447	\$479	\$514	\$547	\$578	\$611	\$644
	14"–19 1/2"		\$514	\$567	\$617	\$668	\$719	\$770	\$824

► Specification Information, continued from above

Style Number	Height	Screen Type	U.S. Base Prices					
			Modular Width					
			66"W	72"W	78"W	84"W	90"W	96"W
			Parametric Width					
			60 1/16"W–66"W	66 1/16"W–72"W	72 1/16"W–78"W	78 1/16"W–84"W	84 1/16"W–90"W	90 1/16"W–96"W
TSFPSC	13 1/2"		\$678	\$711	\$743	\$ 776	\$ 841	\$ 844
	14"–19 1/2"		\$875	\$928	\$980	\$1031	\$1124	\$1134

Answer Fence

Frameless Glass Screens with Recessed Attachment



Standard Includes	Required to Specify
<p>► Need help? Product details, page 411</p> <ul style="list-style-type: none"> Glass screen: 6500 Clear Glass Two supports for 24" - 48" wide Three supports for 60" - 72" wide 	<p>1 Style number 2 Options, if selected (see below) ► See <i>Surface Materials</i>, page 448.</p>

Options	U.S. Price	Required to Specify
<p>Glass</p> <ul style="list-style-type: none"> Clear Frosted 	<p>No cost Prices below</p>	<p>Specify with 6500 Clear Glass. Specify with 6530 Frosted Glass.</p>

Specification Information			
Dimensions Width	Style Number	U.S. Base Price	Option (Add \$ to Base Price) Frosted Glass

13½"H Glass Screens

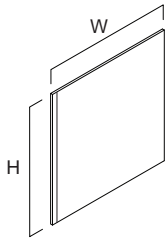
24"	TSF1324RFG	\$ 625	+\$ 85
30"	TSF1330RFG	\$ 671	+\$112
36"	TSF1336RFG	\$ 722	+\$171
42"	TSF1342RFG	\$ 770	+\$252
48"	TSF1348RFG	\$ 814	+\$279
60"	TSF1360RFG	\$ 938	+\$360
72"	TSF1372RFG	\$1047	+\$432
:	:	:	:

19½"H Glass Screens

24"	TSF1924RFG	\$ 717	+\$129
30"	TSF1930RFG	\$ 761	+\$165
36"	TSF1936RFG	\$ 829	+\$242
42"	TSF1942RFG	\$ 901	+\$343
48"	TSF1948RFG	\$ 964	+\$384
60"	TSF1960RFG	\$1142	+\$486
72"	TSF1972RFG	\$1296	+\$576
:	:	:	:

Answer Fence Boundary Screens

Straight, Single-Connect



Tip: When specifying a boundary screen for Answer fence order end-of-run junction with omit outside vertical trim.

Tip: When specifying the paint finish for the bracket cover, select a finish that compliments the selected laminate or veneer finish.

For laminate price group 2 and group 3 pricing, please refer to the electronic catalog or SmartTools.

Tip: Full-fill finish codes can be used to simplify specification of veneer boundary screens being used in settings with full-fill veneer products. The screen will not have the final fill coat applied, but the finish color will be consistent with the full-fill products.

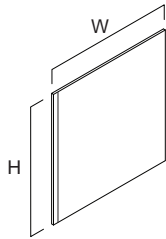
	Standard Includes	Required to Specify
► Need help? Product details, page 412	<ul style="list-style-type: none"> Screen: High-Pressure Laminate price group 1 or wood group 1 veneer Edge on laminate screen, if selected: plastic Height: 42"H or 48"H Width: <ul style="list-style-type: none"> - Single-sided: 27"W–39"W - Spanning : 51"W–75"W Connecting panel cover: paint price group 1 1/2" adjustable glides Attachment hardware 	<ol style="list-style-type: none"> Style number Screen size type (see below under Required Selections) Screen height(s) Screen width(s) Handedness: on single-sided screens, if selected (see below under Required Selections) High-Pressure Laminate or wood veneer color for screen Plastic color number for edge on laminate screen, if selected Grain direction Paint color number for connecting panel cover Options, if selected (see below) <p>► See <i>Surface Materials</i>, page 448.</p>

	Required Selections	U.S. Price	Required to Specify
Screen Size Type	<ul style="list-style-type: none"> Modular Parametric 	No cost No cost	Specify <i>with modular</i> . Specify <i>with parametric</i> .
Handedness (Single-Sided Screens Only)	<ul style="list-style-type: none"> Right handed Left handed 	No cost No cost	Specify <i>with single-sided right</i> . Specify <i>with single-sided left</i> .

	Options	U.S. Price	Required to Specify
Surface Materials	<p>Screen</p> <ul style="list-style-type: none"> Laminate price group 2 Laminate price group 3 Open Line laminate <p> <ul style="list-style-type: none"> Wood group 2 Wood group 3 Customiz stain Full-fill finish on wood group 1 veneer </p>	See information at left See information at left +\$204 plus cost of laminate +\$204 +\$713 No cost No cost	Specify laminate color number. Specify laminate color number. ► See <i>Surface Materials Reference Manual</i> . Specify wood color number. Specify wood color number. Specify <i>with Customiz stain</i> . Specify full-fill finish number.
	<p>Connecting panel cover</p> <ul style="list-style-type: none"> Paint price group 2 Paint price group 3 	+\$ 16 +\$ 34	Specify paint color number. Specify paint color number.
	<p>Laminate wood grain direction</p> <ul style="list-style-type: none"> No direction Horizontal Vertical 	No cost No cost No cost	Specify <i>with no direction</i> . Specify <i>with horizontal grain direction</i> . Specify <i>with vertical grain direction</i> .
	<p>Wood veneer grain direction</p> <ul style="list-style-type: none"> No direction Horizontal Vertical 	No cost No cost No cost	Specify <i>with no direction</i> . Specify <i>with horizontal grain direction</i> . Specify <i>with vertical grain direction</i> .

Specification Information

Style Number	Dimensions H	Screen Type	U.S. Base Prices							
		Modular Width	27"W	33"W	39"W	51"W	57"W	63"W	69"W	75"W
		Parametric Width	27"W – 32 ¹⁵ / ₁₆ "W	33"W – 38 ¹⁵ / ₁₆ "W	39"W – 44 ¹⁵ / ₁₆ "W	51"W – 56 ¹⁵ / ₁₆ "W	57"W – 62 ¹⁵ / ₁₆ "W	63"W – 68 ¹⁵ / ₁₆ "W	69"W – 74 ¹⁵ / ₁₆ "W	75"W



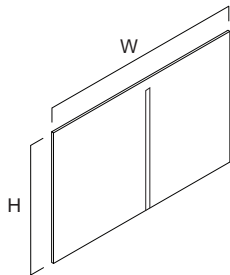
Straight Single-Connect Boundary Screen—Single-Sided

High-Pressure Laminate

TSFSCSSD	42"H	\$ 762	\$ 934	\$1105	N.A.	N.A.	N.A.	N.A.	N.A.
	48"H	\$ 776	\$ 962	\$1150	N.A.	N.A.	N.A.	N.A.	N.A.

Wood Veneer

TSFSCSSD	42"H	\$1163	\$1465	\$1766	N.A.	N.A.	N.A.	N.A.	N.A.
	48"H	\$1250	\$1572	\$1896	N.A.	N.A.	N.A.	N.A.	N.A.



Straight Single-Connect Boundary Screen—Spanning

High-Pressure Laminate

TSFSCSPN	42"H	N.A.	N.A.	N.A.	\$1450	\$1622	\$1793	\$1967	\$2141
	48"H	N.A.	N.A.	N.A.	\$1522	\$1709	\$1896	\$2081	\$2270

Wood Veneer

TSFSCSPN	42"H	N.A.	N.A.	N.A.	\$2368	\$2669	\$2972	\$3274	\$3578
	48"H	N.A.	N.A.	N.A.	\$2542	\$2865	\$3189	\$3510	\$3835

Surface Materials

Surface Materials	448
Specification Guidelines for Directional Fabrics	454
Paint Color Availability Matrix	456
Laminate Color Availability Matrix	458
Recommended Worksurface Edge Finishes	460
Directional Laminate Grain Directions	461
Wood Veneer Grain Directions	462

Surface Materials

This listing includes all the surface material choices that are available for the products in this specification guide.

Resources

For more information about surface materials, refer to the following resources:

Additional surface materials specification tools are available to assist you in the specification process—the Surface Materials Binders.

The global surface materials palette is a core collection of finishes that is available across multiple geographies (Americas/ EMEA – Europe, Middle East, and Africa/ APAC – Asia Pacific) and on global product lines, where applicable. For a list of finishes included in the offering, see the Surface Materials Reference Manual. Additional details, like product approvals by geography and finish number conversions, can also be found in the Surface Materials Reference Manual or see steelcase.com/surface-materials under the Select Surface section.

Surface Materials Binders

- Surface Materials Reference Manual
- A complete set of swatch cards for hard surfaces, vertical surface fabrics, and seating upholstery

Paint

Tip: All products may not be available in all colors listed below.

- ▶ See page 456 for an overview of the paint colors available on each component.

- Applies to:
- Power access door
 - 4799 Platinum Metallic
 - 7241 Arctic White
 - 7360 Merle
 - 8043 Clear Anodized Aluminum

Ⓢ = Established

Steelcase Surfaces

Price Group 1

Smooth Paint

- 4238 Mocha
- 4239 Clay
- 4240 Chalk
- 4242 Milk

Textured Paint

- 7207 Black
- 7225 Sand
- 7237 Slate Ⓢ
- 7238 Fieldstone
- 7239 Midnight
- 7241 Arctic White
- 7243 Seagull
- 7250 Sterling Dark Solid
- 7278 Dark Bronze
- 7360 Merle

Price Group 2

Smooth Metallic Paint

- 4743 Mineral Metallic
- 4750 Champagne Metallic
- 4798 Sterling Metallic
- 4799 Platinum Metallic
- 4803 Near Black Metallic

Textured Metallic Paint

- 7245 Carbon Metallic
- 7246 Midnight Metallic

Smooth Paint

- 0835 Black
- 4700 Warm White

- Applies to:
- Universal privacy screens

Price Group 1

Textured Paint

- 7241 Arctic White
- 7360 Merle

Price Group 2

Smooth Metallic Paint

- 4799 Platinum Metallic

Applies to:

- Sarto screen brackets
- Universal privacy/modesty screen brackets

Price Group 1

Textured Paint

- 7360 Merle

Applies to:

- Sarto beam screen bracket cover
- Universal beam screen bracket cover

Price Group 2

Smooth Metallic Paint

- 4799 Platinum Metallic

Applies to:

- Power access door

Price Group 1

Textured Paint

- 7207 Black
- 7241 Arctic White
- 7360 Merle

Price Group 2

Smooth Metallic Paint

- 4799 Platinum Metallic

Applies to:

- 2 1/2" round grommet

Price Group 1

Smooth Paint

- 7241 Arctic White
- 7278 Dark Bronze

Textured Paint

- 7360 Merle

Price Group 2

Standard Paint

- 0835 Black

Smooth Metallic Paint

- 4799 Platinum Metallic

Price Group 3

Applies to:

- Answer beam
- Answer fence
- High-density storage
- Universal worksurface supports
- Universal storage

Accent paint

- 1ATG Rose Quartz
- 4AV3 Blue Jay
- 4AV4 Baltic
- 4AX1 Citron
- 4AY2 Chili
- 4AZ5 Marlin
- 4CL1 Dark Olivine
- 4CL2 Ice Blue
- 4CL3 Aura
- 4CL4 Sea Glass
- 4CL5 Light Matcha
- 4CL6 Terra
- 4CL7 Sandstone
- 4CL8 Smokey Plum
- 4CZ5 Honey
- 4CZ6 Lagoon
- 4CZ8 Light Peacock

Coatings

- 1ATT Cast Shadow

Lux Coatings

- 4B20 Obsidian
- 4B22 Matte Brass
- 4B23 Burnished Bronze
- 4B24 Night Bronze
- 4B25 Matte Copper
- 4B26 Smoked Mica
- 4B29 Cast Iron

Custom Surfaces

Price Group 3

PerfectMatch

PerfectMatch is a service that allows you to create your own paint color. Refer to the *Surface Materials Reference Manual* for more information about this program.

Accessory Paint

Steelcase Surfaces

Tip: All products may not be available in all colors listed below.

Applies to:

- Power access door
- 8043 Clear Anodized Aluminum

Glass

Steelcase Surfaces

Applies to:

- Frameless glass screens
- 6500 Clear Glass
- 6530 Frosted Glass

Laminate

Steelcase Surfaces

High-Pressure Laminate

Price Group 1

Fiber Laminate

- 2850 Vanadium Fiber
- 2852 Tungsten Fiber
- 2854 Vellum Fiber Ⓢ
- 2860 Granite Fiber
- 2862 Stucco Fiber Ⓢ

Micro Laminate

- 2920 Marl Micro
- 2921 Gypsum Micro
- 2922 Clay Micro

Patina Laminate

- 2870 Blonde Bronze Patina
- 2873 Instant Iron Patina

Solid Laminate

- 2722 Cream Ⓢ
- 2730 Arctic White
- 2746 Black
- 2759 Warm White
- 2811 Mist Ⓢ
- 2883 Seagull
- 2884 Milk
- 2885 Dune
- 2HAA Persian Salt
- 2HAB Rose
- 2HAC Indigo
- 2HAD Green Citrine
- 2HAE Dark Olivine
- 2HAF Cloudy
- 2HMG Merle

Speckle Laminate

- 2820 Coffee Speckle **E**
- 2823 Driftwood Speckle
- 2824 Smoke Speckle
- 2825 Vanadium Speckle

*Not available on Universal worksurfaces or boundary screens.

Tip: Some wood veneer finishes and woodgrain laminates share the same name. Because of the difference in materials, veneers and laminates of the same name are not an exact match but do coordinate with each other.

► See page 458 for an overview of the laminate colors available on each product line.

Woodgrain Laminate

- 2406 Clear Cherry **E**
- 2409 Clear Maple
- 2410 Graphite Walnut
- 2412 Natural Cherry
- 2422 Medium Cherry
- 2511 Winter on Maple
- 2535 Virginia Walnut
- 2536 Blackwood
- 2538 Clear Walnut
- 2592 Blonde on Maple **E**
- 2612 Marbled Maple **E***
- 2614 Chocolate Walnut **E***
- 2615 Marbled Cherry **E***
- 2714 Natural Walnut **E**
- 2897 Desert Oak
- 2HAK Clear Oak
- 2HAN Ash Noce
- 2HAT Acacia
- 2HAW Ash Wenge
- 2HBN Bisque Noce
- 2HBW Bisque Wenge
- 2HCN Clay Noce
- 2HCW Clay Wenge
- 2HSN Storm Noce
- 2HSW Storm Wenge
- 2HWA Grey Kingswood
- 2HWB Planked Walnut
- 2HWD Resolute Walnut
- 2HWE Natural Recon
- 2HWF Smoked Walnut
- 2HWU Clay
- 2HWV Chalk

Tip: Woodgrain Laminates are not available as matched sets. The grain patterns will not align. These are not recommended for fully segmented skin applications.

Price Group 2**Textured Laminate**

- 2TH2 Fawn Cypress
- 2TH4 Saddle Oak
- 2TH5 Veranda Teak
- 2TH7 Walnut Heights
- 2UH1 Reclaimed Aggregate
- 2UH2 Reclaimed Gravel
- 2UH4 Cement*
- 2UH6 Sheetrock

*2612 Marbled Maple, 2614 Chocolate Walnut, 2615 Marbled Cherry, and 2UH4 Cement have limited availability, determined by product sizing and/or options.

E = Established

Applies to:

- Universal worksurfaces

Price Group 3**Solid Laminate**

- 24H1 Satin White
- 24H2 Satin Black
- 24H3 Satin Stone
- 24H4 Satin Mocha

Custom Surfaces**Open Line Laminate (OLL)**

This service allows you to order non-standard laminate at an additional processing fee of \$102 U.S. per unit, plus the cost of the laminate.

High-Pressure Laminate pricing does not include premium or digitally printed patterns from any suppliers. Laminate cost may also vary for basic or standard laminates from other suppliers. Please contact the OLL consultant at 616.475.2426 for pricing. The cost of the laminate will be added to your invoice as a separate line on the acknowledgement.

When processing orders for Open Line laminate on Universal worksurfaces and Universal Storage tops, specify 2900 in the laminate finish field and enter the OLL manufacturer information. Enter the required edge finish as you would a standard laminate.

Laminate Approval and Material Requirements

To confirm whether a particular laminate has already been tested for use on a specific Steelcase product or to determine material square foot requirements:

- Visit www.steelcase.com

For additional information, refer to the *Steelcase Surface Materials Reference Manual*.

Steelcase Surfaces**Low-Pressure Laminate****Fiber Laminate**

- 2L50 Vanadium Fiber LPL
- 2L52 Tungsten Fiber LPL

Solid Laminate

- 247L Black V2 LPL
- 2L30 Arctic White LPL
- 2L83 Seagull LPL
- 2L84 Milk LPL
- 2L85 Dune LPL
- 2HMG Merle LPL

Woodgrain Laminate

- 25L1 Winter on Maple LPL
- 25L5 Virginia Walnut LPL
- 25L6 Blackwood LPL **E**
- 25L8 Clear Walnut LPL
- 267L Marbled Cherry V2 LPL **E**
- 26L1 Natural Cherry V2 LPL
- 2L09 Clear Maple LPL
- 2LAK Clear Oak LPL
- 2LAN Ash Noce LPL
- 2LAT Acacia LPL
- 2LAW Ash Wenge LPL
- 2LBN Bisque Noce LPL
- 2LBW Bisque Wenge LPL
- 2LCN Clay Noce LPL
- 2LCW Clay Wenge LPL
- 2LSN Storm Noce LPL
- 2LSW Storm Wenge LPL
- 2LWA Grey Kingswood
- 2LWB Planked Walnut
- 2LWD Resolute Walnut
- 2LWF Smoked Walnut
- 2LWG Natural Recon
- 2TL2 Fawn Cypress

Wood

Applies to:

- Boundary screens
- Universal worksurfaces and tables—wood veneer
- High-Density storage
- Answer pedestal tops and fronts
- Universal storage tops and fronts
- Wood skins and trims
- Infills for FrameOne legs

Tip: Wood is not offered as a finish on the value package for High-Density storage cases.

Steelcase carefully selects veneer and solid wood for consistent color and grain structure. Wood is a natural material and variations will occur in color, grain and texture. These variations are part of the inherent natural beauty of wood and are not considered defects.

All wood products will darken with age and exposure to ultraviolet light. This is especially apparent with cherry and maple veneer. We recommend that desk accessories be rearranged periodically to ensure even aging of wood surfaces.

When storing your wood furniture, please follow the following guidelines:

- Do not store products in trailers
- Store products in areas that simulate office temperatures (60°F to 90°F)
- Store products in areas that maintain constant, office-like humidity levels
- Keep product away from light. Cover products to make sure they are not exposed to light.

Surface Materials, continued

Steelcase Surfaces

Veneers are matched for proper balance and consistency. Veneers are available flat cut or quarter cut, except for Oak, which is rift cut. Refer to the *Surface Materials Reference Manual* for descriptions of each cut.

Tip: Answer panel wood trims are only available with quarter-cut finishes with the exception of maple finishes. Maple on wood trims is only available with flat-cut finishes. For ordering simplicity, both flat-cut and quarter-cut finishes can be specified on panel trims. However, for all finishes except maple, if a flat-cut finish is selected, the trims will have the coordinating quarter-cut finish. For maple finishes, if quarter-cut is selected, the trims will have the coordinating flat-cut finish. Blending panel trims with other wood products that have flat-cut finishes may be visually acceptable for most applications. If a more exact match is desired for non-maple finishes, please specify quarter-cut finishes for the entire project. If a more exact match is desired for maple finishes, please specify flat-cut finishes for the entire project.

Open-pore finish is a medium gloss finish that leaves the wood grain texture visible to the eye and distinguishable to the touch.

Veneer**Wood Group 1****Flat-Cut Open-Pore**

3062 FC/OP Graphite Walnut
 3402 FC/OP Clear Cherry (Aged)
 3412 FC/OP Natural Cherry **E**
 3422 FC/OP Medium Cherry
 3522 FC/OP Clear Maple
 3592 FC/OP Blonde on Maple **E**
 3702 FC/OP Clear Walnut
 3712 FC/OP Natural Walnut
 3752 FC/OP Medium Walnut **E**
 3762 FC/OP Dark Walnut
 3772 FC/OP Medium Mahogany on Walnut

Flat-Cut Open-Pore, Natural Veneer

3342 FC/OP Black Walnut
 35A2 FC/OP Blanch Maple
 37A2 FC/OP Thunder Walnut

Quarter-Cut Open-Pore

3042 QC/OP Ash **E**
 3222 QC/OP Clear Maple
 3292 QC/OP Blonde on Maple **E**
 3302 QC/OP Clear Walnut
 3312 QC/OP Natural Walnut
 3352 QC/OP Medium Walnut **E**
 3362 QC/OP Dark Walnut
 3372 QC/OP Medium Mahogany on Walnut
 3382 QC/OP Graphite Walnut

Quarter-Cut Open-Pore, Natural Veneer

32A2 QC/OP Blanch Maple
 33A2 QC/OP Thunder Walnut
 3392 QC/OP Black Walnut

E = Established

Rift-Cut Open-Pore

3602 RC/OP Desert Oak

Rift-Cut Full-Fill, Natural Veneer

36A2 RC/OP Volcanic Oak

Wood Group 3**Flat-Cut Open-Pore, Natural Veneer**

3082 FC/OP Washed Walnut

Wood Group 1**Open-Pore Planked Veneer**

3P41 OP Planked Cherry
 3P51 OP Planked Maple
 3P61 OP Planked Oak
 3P71 OP Planked Walnut
 3VFX OP Unmarked Oak

Tip: Known for its uniqueness, planked veneer has intentional and natural variations that include, but are not limited to: character marks, grain pattern, color, and natural color aging.

Full-Fill

Full-fill finish is a medium-gloss finish that completely fills the grain texture, yet allows the grain pattern to be seen. The wood has a lustrous, satiny look, and it is smooth to the touch. This finish is available on the wood worksurface or field-installed top only.

Wood Group 2**Flat-Cut Full-Fill**

3064 FC/FF Graphite Walnut
 3404 FC/FF Clear Cherry (Aged)
 3414 FC/FF Natural Cherry **E**
 3424 FC/FF Medium Cherry
 3524 FC/FF Clear Maple
 3544 FC/FF Blonde on Maple **E**
 3704 FC/FF Clear Walnut
 3714 FC/FF Natural Walnut
 3754 FC/FF Medium Walnut **E**
 3764 FC/FF Dark Walnut
 3774 FC/FF Medium Mahogany on Walnut

Flat-Cut Full-Fill, Natural Veneer

3734 FC/FF Black Walnut

Quarter-Cut Full-Fill

3224 QC/FF Clear Maple
 3294 QC/FF Blonde on Maple **E**
 3304 QC/FF Clear Walnut
 3314 QC/FF Natural Walnut
 3354 QC/FF Medium Walnut **E**
 3364 QC/FF Dark Walnut
 3374 QC/FF Medium Mahogany on Walnut
 3384 QC/FF Graphite Walnut

Quarter-Cut Full-Fill, Natural Veneer

3394 QC/FF Black Walnut

Rift-Cut Full-Fill

3604 RC/FF Desert Oak

Wood Group 3**Flat-Cut Full-Fill, Natural Veneer**

3084 FC/FF Washed Walnut

Premium Veneers

A selection of Premium veneers in this collection are available on most Steelcase brand products. The collection will be available as close to standard leadtimes as possible. However, because adequate supplies of veneer and solids must be secured, all orders will be scheduled individually. Leadtimes will vary based on Premium veneer and Premium solids availability at the time the order is placed. The collection is available as Wood Group 3 as part of our Select Surfaces program and supported like standard veneers to make ordering easy. Please see the Steelcase surface materials section on village.steelcase.com for sample information and product line availability. All premium veneers are in clear-coat.

Wood Group 3**Quarter-Cut Open-Pore**

3832 QC/OP Figured Anegre

Select Surfaces

For information on products within Select Surfaces, including accent paints and fabrics from Designtex, Gabriel, Kvadrat, and Pollack, please refer to the *Surface Materials Reference Manual* or visit steelcase.com/surface-materials under the Select Surfaces section.

Composite Veneer

Composite veneers are an engineered wood intended to create specific grain patterns and characteristics. They are pre-stained and finished with Steelcase's Clarity water-borne UV topcoat, which protects the environment while providing durability and clarity. Only open-pore finishes are available on composite wood. Composite veneer and matching edge bands are available on most Steelcase brand products. Composites, for use as a solid nosing substitute, are not available. Steelcase does not recommend mixing composite veneers with natural solid nosings because composite and natural wood grain and color matching are rarely compatible. Composite veneers are available as Select Surfaces as Wood Group 1 pricing.

Wood Group 1**Flat-Cut Open-Pore**

3JDX FC/OP Oak Composite
 3JJX FC/OP Walnut Composite

Quarter-Cut Open-Pore

3F8X QC/OP European Walnut Composite
 3GGX QC/OP Zebrano Composite
 3HGX QC/OP Oak Composite
 3HVX QC/OP Walnut Composite
 3ZNX QC/OP Night Cerused Oak Composite

Custom Surfaces

Customiz stain is a service that allows you to create your own stain colors and finishes on standard veneer. Customiz stain color is available on all product lines that offer wood veneer.

A \$500 stain-matching fee applies on CUSTOMIZ requests (Exception: The \$500 fee does not apply on matches to Coalesse standard finishes or for a low-gloss finish request on a standard color). The \$500 fee covers the cost of formulating the Customiz color finish and applies regardless of whether or not an order for product is placed.

In addition, an approval form must be signed to indicate customer acceptance of Customiz match. A \$1,500 initiation fee will be charged prior to first order entry. This initiation fee activates the finish for unlimited use on any Steelcase product for an 18 month time period. After the 18 month time period has lapsed, the Customiz finish may be reactivated for another 18 months for a \$1,000 fee at any point within five years after the \$1,500 initiation fee was paid. If the finish is not reactivated within five years after the \$1,500 initiation fee was paid, the finish will be culled and the customer will need to pay the \$1,500 initiation fee again. All style number related Customiz charges products are no cost as of April 2014. The matching and initiation fees are not discountable.

Customiz stain takes 10 days to formulate. Consult the *Surface Materials Reference Manual* for more information. Custom veneers are also available and must be quoted by Steelcase specials group. Customiz stain on custom veneers takes 2 to 4 weeks to formulate.

Requirements and information on ordering a Customiz stain color are found in the *Surface Materials Reference Manual*.

E = Established

Plastic**Steelcase Surfaces**

Applies to:

- Power receptacles
- 6000 Black
- 6009 Arctic White
- 6249 Platinum Solid
- 6527 Merle
- 6654 Sand
- 6655 Warm White
- 6697 Fog
- 6B03 Red

Applies to:

- Power accessories
- 6000 Black
- 6009 Arctic White
- 6249 Platinum Solid
- 6527 Merle
- 6654 Sand
- 6655 Warm White
- 6697 Fog

Applies to:

- 3 mm and 1 mm front edge profile on Universal systems worksurfaces and tables
- 1 mm square edge profile on Universal storage laminate tops
- Boundary screens
- HD storage

- 6000 Black
- 6009 Arctic White
- 6034 Natural Cherry
- 6036 Medium Cherry
- 6037 Winter on Maple
- 6038 Blonde on Maple **E**
- 6041 Natural Walnut **E**
- 6052 Milk
- 6053 Seagull
- 6128 Taupe*
- 6169 Stone
- 6170 Mocha
- 61AA Persian Salt
- 61AB Rose
- 61AC Indigo
- 61AD Green Citrine
- 61AE Dark Olivine
- 61AF Cloudy
- 6213 Acacia
- 6219 Clear Oak
- 6231 Graphite Walnut
- 6237 Clear Maple
- 6242 Virginia Walnut
- 6243 Blackwood **E**
- 6245 Clear Walnut
- 6249 Platinum Solid
- 6271 Plywood
- 6527 Merle
- 6619 Ice **E**
- 6631 Cream **E**

- 6635 Dawn **E**
- 6636 Mist
- 6654 Sand
- 6655 Warm White
- 6695 Midnight
- 6697 Fog
- 6698 Fieldstone
- 66WA Grey Kingswood
- 66WB Planked Walnut
- 66WD Resolute Walnut
- 66WE Natural Recon
- 66WF Smoked Walnut
- 66WU Clay
- 66WV Chalk
- 6703 Ash Wenge
- 6704 Storm Wenge
- 6705 Bisque Wenge
- 6706 Clay Wenge
- 6707 Ash Noce
- 6708 Bisque Noce
- 6709 Clay Noce
- 6710 Storm Noce
- 6T02 Fawn Cypress
- 6T04 Saddle Oak
- 6T05 Veranda Teak
- 6T07 Walnut Heights
- 6T08 Aggregate
- 6T09 Gravel
- 6T10 Cement
- 6T12 Sheetrock

*6128 Taupe applies to HD storage only

Tip: Light color plastic edges are susceptible to degradation due to normal wear and tear. Staining (e.g., ball point pen or clothing dyes such as blue jeans) and dirt effects are more pronounced in light colors and are not considered defects.

Metal**Steelcase Surfaces**

Applies to:

- 2 1/2" round grommet
- 9201 Polished Chrome
- 9211 Nickel

Applies to:

- Universal storage pulls
- 0835 Black
- 9201 Polished Chrome
- 9211 Nickel
- 9212 Silver

Applies to:

- Nile pulls
- 0835 Black
- 4799 Platinum Metallic
- 7280 Smooth Bronze
- 9201 Polished Chrome
- 9211 Nickel

Upholstery

Applies to:

- Universal screens

Tip: Designtex: Gamut and Designtex: Crossweave are also available on Universal screens. Designtex: Gamut and Designtex: Crossweave are part of the Select Surfaces program.

► See Surface Materials Reference Guide for more information on the Select Surfaces program.

Steelcase Surfaces**Price Group 1****Abacus **E****

- P123 Portico
- P124 Opus
- P125 Cusp
- P126 Artifact

Buzz2

- 5F03 Tomato
- 5F04 Red **E**
- 5F05 Burgundy
- 5F06 Sky **E**
- 5F07 Blue
- 5F08 Navy
- 5F15 Stone
- 5F16 Grey
- 5F17 Black
- 5G50 Dunegrass
- 5G51 Sable
- 5G55 Pumpkin
- 5G57 Rouge
- 5G59 Meadow
- 5G61 Cyan
- 5G62 Atlantic
- 5G63 Crocus
- 5G64 Alpine
- 5G65 Tornado

Price Group 2**Code**

- 5FA1 Fossil
- 5FA2 Gabbro
- 5FA3 Reed
- 5FA4 Bluff
- 5FA5 Sea Salt
- 5FA6 Cannon
- 5FA7 Tussah
- 5FA8 Mica
- 5FA9 Ecu
- 5FB1 Bamboo

Cogent: Connect

- 5S15 Coconut
- 5S16 Turmeric/Honey
- 5S17 Tangerine
- 5S18 Scarlet
- 5S19 Concord
- 5S21 Blue Jay
- 5S23 Wasabi
- 5S24 Nickel
- 5S25 Graphite
- 5S27 Malt
- 5S28 Root Beer
- 5S93 Indigo/Blueprint
- 5S94 Lizard/Jungle
- 5S95 Sailor
- 5S96 Quicksilver
- 5S99 Lipstick/Merlot
- 5SD0 Royal Blue
- 5SD1 Aubergine
- 5SD2 Peacock
- 5SD3 Lagoon
- 5SD4 Saffron
- 5SD5 Citrine
- 5SD6 Rose Quartz
- 5SD7 Sea Salt
- 5SF3 Storm Cloud
- 5SF4 Olivine

Intersection

- P211 Summit
- P212 Chalk
- P213 Lace

Latch

- P601 Clam
- P602 Eggshell
- P603 Zen
- P604 Cool Gray
- P605 Armor
- P606 Sentinel
- P607 Rye
- P608 Billow
- P609 Nimbus

Surface Materials, continued

Stencil

P455 Midnight
P456 Mulberry
P457 Cracked Pepper
P458 Denim
P459 Chartreuse
P460 Bittersweet
P461 Mauvelous
P462 Bermuda
P463 Concrete
P464 Orchid
P465 Parchment
P466 Silk
P467 Sea Salt
P468 Honeydew
P469 Sepia

Price Group 3

Billiard Multi-Use by Designtex

5H11 Poppy
5H12 Tangelo
5H13 Citrine/Citron
5H14 Avocado
5H16 Indigo
5H17 Mallard
5H18 Teak
5H19 Cumulus
5H20 Pewter
5H21 Gunmetal
5H22 Ink
5H23 Rose Quartz
5H24 Sea Salt
5H25 Storm Cloud
5H26 Olivine

Select Surfaces

For information on products within Select Surfaces, including accent paints and fabrics from Designtex, Gabriel, Kvadrat, and Pollack, please refer to the *Surface Materials Reference Manual* or visit steelcase.com/surface-materials under the Select Surfaces section.

Applies to:

- Fabric skins

Steelcase Surfaces

Price Group A

Sprite

5540 Khaki
5541 Snow
5543 Linen
5544 Sherbet
5545 Powder
5547 Sky

Price Group 1

Abacus

P123 Portico
P124 Opus
P125 Cusp
P126 Artifact

Alloy

P525 Polar
P526 Skim
P527 Bubbly
P528 Tern
P529 Shore
P530 Asti
P531 Silver
P532 Oxide
P533 Element
P534 Construct
P535 Currency
P536 Iron

Boccie

P200 New Rice
P201 New Almond
P203 New Camel
P204 New Opal
P205 New Mist
P206 New Plum
P208 New Spearmint
P209 New Sky

Buzz2

5F03 Tomato
5F04 Red 
5F05 Burgundy
5F06 Sky 
5F07 Blue
5F08 Navy
5F15 Stone
5F16 Grey
5F17 Black
5G50 Dunegrass
5G51 Sable
5G55 Pumpkin
5G57 Rouge
5G59 Meadow
5G61 Cyan
5G62 Atlantic
5G63 Crocus
5G64 Alpine
5G65 Tornado

Charm

P505 Shell
P506 Mimosa
P507 Birch
P508 Sparkle
P510 Debut
P511 Clover
P513 Twilight

Lapel

P409 Cement
P410 Pebble
P411 Beech
P412 Dune
P414 Sprout
P416 Maple
P417 Slate


Optic

P540 Hazel
P541 Twinkle
P542 Orion
P543 Seaglass
P546 Whiskey
P547 Bath
P548 Whisper
P549 Breezy
P551 Glimmer

Pianista

P420 Sand
P421 Mist
P422 Rain
P423 Natural
P424 Café
P425 Denim
P426 Carbon
P427 Stone
P428 Flax
P429 Oat
P430 Wheat
P431 Maize

Rhythm

P555 Allegro
P556 Tempo
P557 Refrain
P558 Pitch
P559 Harmony 
P560 Melody
P561 Stanza
P562 Opus

Tinsel

P515 Sugar
P516 Lit
P517 Ego
P518 Fizz
P519 Muse
P520 Depth
P521 Bliss
P522 Grow
P523 Dolce
P524 Boost

Price Group 2

Bariolage

G200 New Etude
G201 New Andante 
G202 New Cantata 
G203 New Adagio
G205 New Ballata

Code

5FA1 Fossil
5FA2 Gabbro
5FA3 Reed
5FA4 Bluff
5FA5 Sea Salt
5FA6 Cannon
5FA7 Tussah
5FA8 Mica
5FA9 Ecru
5FB1 Bamboo


Flip: Orbit

5F85 Mud Pie 
5F86 Hummus 
5F87 Petoskey
5F88 Pluto 
5F89 Papyrus
5F91 Blizzard
5F92 Briquette

Flip: TexHex

5F75 Mud Pie 
5F76 Hummus 
5F77 Petoskey
5F78 Pluto 
5F79 Papyrus
5F97 Blizzard
5F98 Briquette

Fresco

G001 Sandrift
G002 Mistiblu
G003 Faon
G006 Chamoline
G007 Grapenut 
G017 Flint 

Intersection

P211 Summit
P212 Chalk
P213 Lace

Latch

P600 Seashell
P601 Clam
P602 Eggshell
P603 Zen
P604 Cool Gray
P605 Armor
P606 Sentinel
P607 Rye
P608 Billow
P609 Nimbus

Stencil

P455 Midnight
P456 Mulberry
P457 Cracked Pepper
P458 Denim
P459 Chartreuse
P460 Bittersweet
P461 Mauvelous
P462 Bermuda
P463 Concrete
P464 Orchid
P465 Parchment
P466 Silk
P467 Sea Salt
P468 Honeydew
P469 Sepia

Price Group 3

Billiard Multi-Use by Designtex

5H11 Poppy
5H12 Tangelo
5H13 Citrine/Citron
5H14 Avocado
5H16 Indigo
5H17 Mallard
5H18 Teak
5H19 Cumulus
5H20 Pewter
5H21 Gunmetal
5H22 Ink
5H23 Rose Quartz
5H24 Sea Salt
5H25 Storm Cloud
5H26 Olivine

 = Established

Select Surfaces

For information on products within Select Surfaces, including accent paints and fabrics from Designtex, Gabriel, Kvadrat, and Pollack, please refer to the *Surface Materials Reference Manual* or visit steelcase.com/surface-materials under the Select Surfaces section.

Custom Surfaces**Price Group COM (Customer's Own Material)****Fabric Approval and Yardage**

To confirm whether a particular COM material has already been tested for use on a specific Steelcase product or to determine actual yardage requirements:

- Visit www.steelcase.com

For additional information regarding Customer's Own Material, call 1.888.STEELCASE (1.888.783.3522) or send an e-mail to lineone@steelcase.com.

► See *Surface Materials Reference Manual* for a listing of available seating upholstery colors.

Steelcase Surfaces

Applies to:

• Price Group 1

Buzz2
Jacks **E**
Link
New Black
Tip: New Black upholstery has color numbers in both price group 1 and price group 2.

Price Group 2

Chainmail
Cogent: Connect
Foundation*
New Black
Nitelights
Stand In*
Tip: New Black upholstery has color numbers in both price group 1 and price group 2.

Price Group 3

Billiard Multi-Use by Designtex
Gaja
Redeem
Retrieve

Price Group 5

Bo Peep
Remix
Silk

Price Group 6

Brisa*

Price Group 7

Steelcut Trio

Leather

Steelcase Leather*

Elmosoft Leather

Elmosoft Leather*

Applies to:

- High-Density storage magnetic board

Price Group 2

Cogent: Connect

Price Group 3

Billiard Multi-Use by Designtex

Applies to:

- Sarto screens

Price Group A

Sprite

Price Group 1

Abacus **E**
Alloy
Boccie
Buzz2
Charm
Lapel
Link
Optic
Pianista
Rhythm

Price Group 2

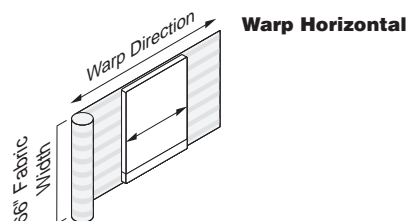
Bariolage
Cogent: Connect
Flip: Orbit
Flip: TexHex
Fresco
Latch
Stencil

Price Group 6

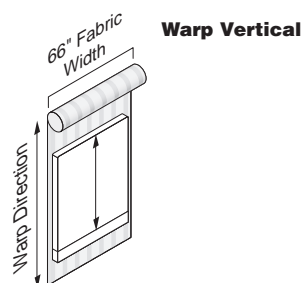
Fusion

E = Established

Specification Guidelines for Directional Fabrics



The standard application direction of fabric on Answer panels, skins, and Hutch kit tackboard is warp horizontal. Standard Steelcase fabrics were designed for this application direction.



The optional application direction of fabrics on Answer panels, skins, and Hutch kit tackboard is warp vertical. This is most commonly used on COMs designed for warp vertical application.

For more information about the warp direction of fabrics, see the *Surface Materials Reference Manual*.

Paint Color Availability Matrix

Legend

- = Not available
- = Available
- = Available with exceptions
- E = Established

	Paint Price Group 1 (Smooth)				Paint Price Group 1 (Textured)												Paint Price Group 2 (Smooth)				Paint Price Group 2 (Metallic)							
	4238	4239	4240	4242	7207	7225	7237	7238	7239	7241	7243	7250	7278	7360	0835	4743	4750	4798	4799	4803	7245	7246						
Beam																												
Beam trim components	■	■	■	■	■	■	■	■	■	■	■	■	■	■	■	■	■	■	■	■	■	■						
Skins and Related Products																												
Steel skins	■	■	■	■	■	■	■	■	■	■	■	■	■	■	■	■	■	■	■	■	■	■						
Laminate skin trim	■	■	■	■	■	■	■	■	■	■	■	■	■	■	■	•	■	■	■	■	■	■						
Wood skin trim	■	■	■	■	■	■	■	■	■	■	■	■	■	■	■	•	■	■	■	■	■	■						
Worksurfaces, Desks, and Tables																												
Power access door	•	•	•	•	■	•	•	•	•	■	•	•	•	■	•	•	•	•	■	•	•	•						
Cantilevers	■	■	■	■	■	■	■	■	■	■	■	■	■	■	■	■	■	■	■	■	■	■						
Post legs and double post legs	■	■	■	■	■	■	■	■	■	■	■	■	■	■	■	■	■	■	■	□	■	■						
FrameOne legs and supports	■	■	■	■	■	■	■	■	■	■	■	■	■	■	■	■	■	■	■	■	■	■						
High-Density storage	■	■	■	■	■	■	■	■	■	■	■	■	■	■	■	■	■	■	■	■	■	■						
Fence																												
Junctions	■	■	■	■	■	■	■	■	■	■	■	■	■	■	■	■	■	■	■	■	■	■						
Horizontal packages	■	■	■	■	■	■	■	■	■	■	■	■	■	■	■	■	■	■	■	■	■	■						
Infeed covers	■	■	■	■	■	■	■	■	■	■	■	■	■	■	■	■	■	■	■	■	■	■						
Worksurface Screens																												
Universal beam screen bracket cover	•	•	•	•	•	•	•	•	•	•	•	•	•	•	•	•	•	•	■	•	•	•						
Universal privacy/modesty screen brackets	•	•	•	•	•	•	•	•	•	•	•	•	•	■	•	•	•	•	•	•	•	•						
Universal privacy screen screen brackets	•	•	•	•	•	•	•	•	■	•	•	•	•	■	•	•	•	■	•	•	•	•						
Sarto beam and fence screen brackets and hard stops	•	•	•	•	•	•	•	•	•	•	•	•	•	■	•	•	•	•	•	•	•	•						
Sarto beam screen bracket cover	•	•	•	•	•	•	•	•	•	•	•	•	•	•	•	•	•	■	•	•	•	•						
Sarto privacy/modesty screen brackets	•	•	•	•	•	•	•	•	•	•	•	•	•	■	•	•	•	•	•	•	•	•						
Sarto privacy screen brackets	•	•	•	•	•	•	•	•	•	•	•	•	•	■	•	•	•	•	•	•	•	•						

Paint Price Group 3 (Accent Paints)									
1ATG	Rose Quartz								
4AV3	Blue Jay								
4AV4	Baltic								
4AX1	Citron								
4AY2	Chili								
4AZ5	Marlin								
4CL1	Dark Olivine								
4CL2	Ice Blue								
4CL3	Aura								
4CL4	Sea Glass								
4CL5	Light Matcha								
4CL6	Terra								
4CL7	Sandstone								
4CL8	Smokey Plum								
4CZ5	Honey								
4CZ6	Lagoon								
4CZ8	Light Peacock								
Paint Price Group 3 (Coatings)									
1ATT	Cast Shadow								
Paint Price Group 3 (Lux Coatings)									
4B20	Obsidian								
4B22	Matte Brass								
4B23	Burnished Bronze								
4B24	Night Bronze								
4B25	Matte Copper								
4B26	Smoked Mica								
4B29	Cast Iron								

Laminate Color Availability Matrix

Legend

- = Not available
- = Available
- = Available with exceptions
- E = Established

High-Pressure Laminates (HPL)

Fiber

2850 Vanadium Fiber	■	•	■	■	■	■	■
2852 Tungsten Fiber	■	•	■	■	■	■	■
2854 Vellum Fiber E	■	•	■	■	■	■	■
2860 Granite Fiber	■	•	■	■	■	■	■
2862 Stucco Fiber E	■	•	■	■	■	■	■

Micro

2920 Marl Micro	■	•	■	■	■	■	■
2921 Gypsum Micro	■	•	■	■	■	■	■
2922 Clay Micro	■	•	■	■	■	■	■

Patina

2870 Blonde Bronze Patina	■	•	■	■	■	■	■
2873 Instant Iron Patina	■	•	■	■	■	■	■

Solid

24H1 Satin White	•	•	•	•	•	•	•
24H2 Satin Black	•	•	•	•	•	•	•
24H3 Satin Stone	•	•	•	•	•	•	•
24H4 Satin Mocha	•	•	•	•	•	•	•
2722 Cream E	■	•	■	■	■	■	■
2730 Arctic White	■	•	■	■	■	■	■
2746 Black	■	•	■	■	■	■	■
2759 Warm White	■	•	■	■	■	■	■
2811 Mist E	■	•	■	■	■	■	■
2883 Seagull	■	•	■	■	■	■	■
2884 Milk	■	•	■	■	■	■	■
2885 Dune	■	•	■	■	■	■	■
2HAA Persian Salt	■	•	■	■	■	■	■
2HAB Rose	■	•	■	■	■	■	■
2HAC Indigo	■	•	■	■	■	■	■
2HAD Green Citrine	■	•	■	■	■	■	■
2HAE Dark Olivine	■	•	■	■	■	■	■
2HAF Cloudy	■	•	■	■	■	■	■
2HMG Merle	■	•	■	■	■	■	■

Universal storage tops	■	•	■	■	■	■	■
Univ laminate cases, tops, doors, and drawers	■	•	■	■	■	■	■
High-Density storage	■	•	■	■	■	■	■
Answer laminate skins	■	•	■	■	■	■	■
Infills for FrameOne legs	■	•	■	■	■	■	■
Storage tops, shelves, and accessories	■	•	■	■	■	■	■
Boundary screens	■	•	■	■	■	■	■

High-Pressure Laminates (HPL), continued

Speckle

2820 Coffee Speckle E	■	•	■	■	■	■	■
2823 Driftwood Speckle	■	•	■	■	■	■	■
2824 Smoke Speckle	■	•	■	■	■	■	■
2825 Vanadium Speckle	■	•	■	■	■	■	■

► Continued on next page

Legend

- = Not available
- = Available
- = Available with exceptions
- E = Established

►Continued from previous page

Textured

2TH2 Fawn Cypress	■	•	■	■	■	■	■
2TH4 Saddle Oak	■	•	■	■	■	■	■
2TH5 Veranda Teak	■	•	■	■	■	■	■
2TH7 Walnut Heights	■	•	■	■	■	■	■
2UH1 Reclaimed Aggregate	■	•	■	■	■	■	■
2UH2 Reclaimed Gravel	■	•	■	■	■	■	■
2UH4 Cement	■	•	■	■	■	■	■
2UH6 Sheetrock	■	•	■	■	■	■	■

Woodgrain

2406 Clear Cherry E	■	•	■	■	■	■	■
2409 Clear Maple	■	•	■	■	■	■	■
2410 Graphite Walnut	■	•	■	■	■	■	■
2412 Natural Cherry	■	•	■	■	■	■	■
2422 Medium Cherry	■	•	■	■	■	■	■
2511 Winter on Maple	■	•	■	■	■	■	■
2535 Virginia Walnut	■	•	■	■	■	■	■
2536 Blackwood E	■	•	■	■	■	■	■
2538 Clear Walnut	■	•	■	■	■	■	■
2592 Blonde on Maple E	■	•	■	■	■	■	■
2612 Marbled Maple E	■	•	■	■	■	■	■
2614 Chocolate Walnut E	■	•	■	■	■	■	■
2615 Marbled Cherry E	■	•	■	■	■	■	■
2714 Natural Walnut E	■	•	■	■	■	■	■
2897 Desert Oak	•	•	■	•	•	•	•
2HAK Clear Oak	■	•	■	■	■	■	■
2HAN Ash Noce	■	•	■	■	■	■	■
2HAT Acacia	■	•	■	■	■	■	■
2HAW Ash Wenge	■	•	■	■	■	■	■
2HBN Bisque Noce	■	•	■	■	■	■	■
2HBW Bisque Wenge	■	•	■	■	■	■	■
2HCN Clay Noce	■	•	■	■	■	■	■
2HCW Clay Wenge	■	•	■	■	■	■	■
2HSN Storm Noce	■	•	■	■	■	■	■
2HSW Storm Wenge	■	•	■	■	■	■	■
2HWA Grey Kingswood	■	•	■	■	■	■	■
2HWB Planked Walnut	■	•	■	■	■	■	■
2HWD Resolute Walnut	■	•	■	■	■	■	■
2HWE Natural Recon	■	•	■	■	■	■	■
2HWF Smoked Walnut	■	•	■	■	■	■	■
2HWU Clay	■	•	■	■	■	■	■
2HWV Chalk	■	•	■	■	■	■	■

Recommended Worksurface Edge Finishes

Recommended Edge Colors—High-Pressure Laminate

Edges

The recommended edge color will complement the laminate color you specify.
Edge color is specified separately.

Laminate Color		Recommended 3 mm or 1 mm Edge Color	
Fiber Laminate			
2850	Vanadium Fiber	6654	Sand
2852	Tungsten Fiber	6636	Mist
2854	Vellum Fiber E	6655	Warm White
2860	Granite Fiber	6000	Black
2862	Stucco Fiber E	6053	Seagull
Micro Laminate			
2920	Marl Micro	6053	Seagull
2921	Gypsum Micro	6654	Sand
2922	Clay Micro	6654	Sand
Patina Laminate			
2870	Blonde Bronze Patina	6654	Sand
2873	Instant Iron Patina	6527	Merle
Solid Laminate			
24H1	Satin White	6009	Arctic White
24H2	Satin Black	6000	Black
24H3	Satin Stone	6169	Stone
24H4	Satin Mocha	6170	Mocha
2722	Cream E	6631	Cream E
2730	Arctic White	6009	Arctic White
2746	Black	6000	Black
2759	Warm White	6655	Warm White
2811	Mist E	6636	Mist
2883	Seagull	6053	Seagull
2884	Milk	6052	Milk
2885	Dune	6654	Sand
2HAA	Persian Salt	61AA	Persian Salt
2HAB	Rose	61AB	Rose
2HAC	Indigo	61AC	Indigo
2HAD	Green Citrine	61AD	Green Citrine
2HAE	Dark Olivine	61AE	Dark Olivine
2HAF	Cloudy	61AF	Cloudy
2HMG	Merle	6527	Merle
Speckle Laminate			
2820	Coffee Speckle E	6631	Cream E
2823	Driftwood Speckle	6631	Cream E
2824	Smoke Speckle	6636	Mist
2825	Vanadium Speckle	6619	Ice E

Laminate Color		Recommended 3 mm or 1 mm Edge Color	
Textured Laminate			
2TH2	Fawn Cypress	6T02	Fawn Cypress
2TH4	Saddle Oak	6T04	Saddle Oak
2TH5	Veranda Teak	6T05	Veranda Teak
2TH7	Walnut Heights	6T07	Walnut Heights
2UH1	Reclaimed Aggregate	6T08	Aggregate
2UH2	Reclaimed Gravel	6T09	Gravel
2UH4	Cement	6T10	Cement
2UH6	Sheetrock	6T12	Sheetrock
Woodgrain Laminate			
2406	Clear Cherry E	6237	Clear Maple
2409	Clear Maple	6231	Graphite Walnut
2410	Graphite Walnut	6034	Natural Cherry
2412	Natural Cherry	6036	Medium Cherry
2422	Medium Cherry	6037	Winter on Maple
2511	Winter on Maple	6242	Virginia Walnut
2535	Virginia Walnut	6243	Blackwood E
2536	Blackwood E	6245	Clear Walnut
2538	Clear Walnut	6038	Blonde on Maple E
2592	Blonde on Maple E	6041	Natural Walnut E
2612	Marbled Maple E	6128	Taupe
2614	Chocolate Walnut E	6219	Clear Oak
2615	Marbled Cherry E	6707	Ash Noce
2714	Natural Walnut E	6213	Acacia
2897	Desert Oak	6703	Ash Wenge
2HAK	Clear Oak	6708	Bisque Noce
2HAN	Ash Noce	6705	Bisque Wenge
2HAT	Acacia	6709	Clay Noce
2HAW	Ash Wenge	6706	Clay Wenge
2HBN	Bisque Noce	6710	Storm Noce
2HBW	Bisque Wenge	6704	Storm Wenge
2HCN	Clay Noce	66WA	Grey Kingswood
2HCW	Clay Wenge	66WB	Planked Walnut
2HSN	Storm Noce	66WD	Resolute Walnut
2HSW	Storm Wenge	66WE	Natural Recon
2HWA	Grey Kingswood	66WF	Smoked Walnut
2HWB	Planked Walnut	66WU	Clay
2HWD	Resolute Walnut	66WV	Chalk
2HWE	Natural Recon		
2HWF	Smoked Walnut		
2HWU	Clay		
2HWV	Chalk		

E = Established

Directional Laminate Grain Directions

Directional Laminate Grain
Directions

Directional laminates
are standard with the grain
directions shown.

Universal Systems Worksurfaces—High-Pressure Laminate



Straight
Worksurface



Straight, 120°
Worksurface



Tapered
Worksurface



Taper-Flat
Worksurface



Single-Tapered
Worksurface

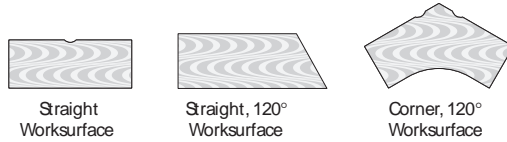


Corner, 120°
Worksurface

Wood Veneer Grain Directions

The appearance of wood veneer may change slightly depending on the angle from which it is viewed. This natural phenomenon is called polarization, and it can be seen on natural veneer, and to a lesser extent on composite veneer. Polarization is often noticed on worksurfaces installed at a 90-degree angle with each other. Please refer to the following illustrations for an understanding of grain direction on your installation.

Universal Systems Worksurfaces—Wood Veneer



Resources

Lock and Keying for Currency Storage Products	464

Lock and Keying for Currency Storage Products

Currency products are available with field-installed lock plugs only. Lock cylinders are required to be ordered separately.

Field-Installed Keying

Field-installed locks are only available on products that include factory-installed lock mechanisms.

Specify "plug" when specifying furniture, and the product will ship with a plastic plug in place of the lock cylinder.

Front-removable lock cylinders must be specified separately. You must also order a special lock tool to install or remove lock cylinders in the field.

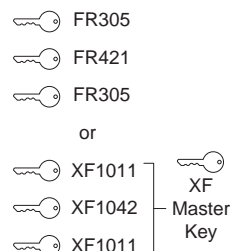
Tip: Lock tools are reusable. You do not need to order additional lock tools with every furniture order.

Lock cylinders will be shipped separately so that you can install the locks when you are ready.

Three keying choices are available for field installation—random (standard), specific, and consecutive. All three are also available with master keying, which means that all locks can be opened with a single master key.

Key random means that the locks will be assigned arbitrarily at the factory with key numbers ranging from FR305 to FR454 (Master keying numbers: XF1001 to XF1150).
Tip: Random keying can mean that different furniture units will have the same key number. If you must have all locks keyed differently, you should specify key specific or key consecutive lock cylinders.

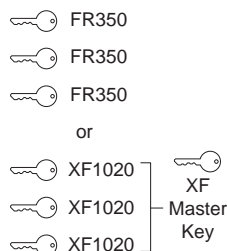
Key Random



Key specific means that you can specify any key number from FR305 to FR454 (Master keying numbers: XF1001 to XF1150). This option can be used to key all the furniture units in a workstation or department the same.
Tip: Designate the quantity per key number in your specification.

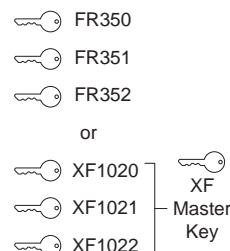
► See example at right.

Key Specific



Key consecutive means that you can specify lock numbers in a consecutive order to ensure that no two locks have the same key number until the key sequence repeats. You must select a beginning key number from FR305 to FR454 (Master keying numbers: XF1001 to XF1150).

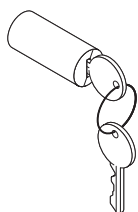
Key Consecutive



Example of a typical lock cylinder specification is shown below:

10	LOCK9201FR FR320
5	LOCK9201FR FR350
15	LOCK9201XF XF1100
30	Total
1	877102003SR standard lock tool
1	877102002SR master lock tool

Field-Installed Lock Cylinders



Tip: Lock price is included in price of furniture with locks.

Tip: For replacement lock cylinders, refer to Service Parts.

Standard Includes		Required to Specify
<ul style="list-style-type: none"> Lock cylinder: 9201 Polished Chrome or 9250 Ember Chrome Two keys 		1 Style number 2 Options, if selected (see below)

Options	U.S. Price	Required to Specify
Key specific	No cost	Select key number from FR305–FR454.
Key consecutive	No cost	Specify <i>key consecutive</i> and select beginning key number from FR305–FR454.
Master key random	+\$36 each	Specify <i>master key random</i> .
Master key specific	+\$36 each	Specify key number from XF1001–XF1150.
Master key consecutive	+\$36 each	Specify <i>master key consecutive</i> and select beginning key number from XF1001–XF1150.

Specification Information		
Color	Style Number	U.S. Base Price

FR Series (Standard Keying System)—Lock Cylinder

Polished Chrome	LOCK9201FR	No cost
Ember Chrome	LOCK9250FR	No cost

Standard Lock Tool

	877102003SR	\$36

XF Series (Master Keying System)—Lock Cylinder

Polished Chrome	LOCK9201XF	No additional cost. Price included in price of furniture with master-keyed locks.
Ember Chrome	LOCK9250XF	No additional cost. Price included in price of furniture with master-keyed locks.

Master Lock Tool

	877102002SR	\$36

Tip: You can change lock cylinders in the field by using the appropriate lock tool.