



APPLY[®] SEATING

PRICE LIST

January 3, 2011

Updated October 3, 2022

800.424.2432

Ordering C.O.M., C.O.L., and C.O.V.		
Bonduel, Green Bay, Ontario, and Tupelo		3
Apply® Stack Seating		
General Information		4
Product Color Options		6
Chairs		7
Dolly		8
Cafe Stools		9
Apply® Task Seating		
General Information		10
Product Color Options		12
Task Chair		13
Task Stool		14

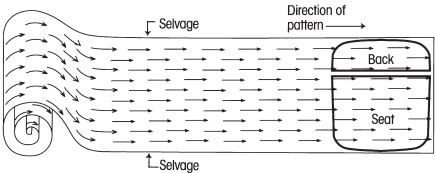


How to Specify C.O.M. Upholstery
Textile designs often have intricate patterns. Not all individuals will interpret fabric direction in the same manner.

As a standard procedure, KI cuts fabrics off the roll in a horizontal fashion as shown in Diagram A at the right. By cutting in this fashion, most waste is eliminated. Our requirements for yardage in this book are based on this type of cutting. When directional or patterned fabrics are used, they often require more yardage than solid colors.

By providing KI with a completely filled-out copy of the form on this page, we will be able to expedite your order. We find it particularly helpful with directional or patterned upholstery material. It is critical that copies of this form accompany test quantities as well as production quantities of C.O.M.

C.O.M. must be supplied in continuous yardage.



C.O.M., C.O.L. and C.O.V. Testing

KI will require for testing actual yardage to upholster one chair. The testing requirements depend on which chair you have selected on your order.

Test samples will be applied to the order and will be held for 6 months if needed. After 6 months, the sample can no longer be applied to your order. For all products to be tested, send test samples for approval to:

KI
Attn: C.O.M. Specialist
1687 Westminster Drive, Gate 3
Green Bay WI 54302

To expedite the procedure, attach a copy of the "C.O.M. Information Form" on this page.

All C.O.M., C.O.L. and C.O.V. must be labeled with the purchase order number.

C.O.M., C.O.L. and C.O.V. Production

Customer's fabrics and leathers must be approved prior to acceptance for production. Upon test approval, a 1" square sample swatch of upholstery material must accompany the order. KI assumes no responsibility for wear, defects or performance of customer's own fabrics, vinyl or leather. C.O.M., C.O.L. and C.O.V. orders are available on a deferred delivery basis.

Orders for production of C.O.M., C.O.L. and C.O.V. upholstered products are not scheduled for processing until upholstery material is received. Upon receipt, KI will provide an acknowledgement and an estimated shipping date.

KI recommends that leather be ordered in yardage. Leather must be usable. The outer edges cannot be calculated as square feet or yardage.

The C.O.M., C.O.L. and C.O.V. yardage requirements accompanying products in the pricing section are for 10 chairs/seats or less, 54" wide nondirectional material. On larger orders, less material is required.

For exact production yardage requirements, call 1-800-424-2432, ext. 2707.

C.O.M., C.O.L. and C.O.V. Order Processing
For products shipped from Green Bay, WI facility, ship upholstery material to:

KI
Attn: C.O.M. Storage
1687 Westminster Drive, Gate 3
Green Bay, WI 54302

For products shipped from Bonduel, WI facility, ship material to:

KI
Attn: C.O.M. Storage
204 West South Street
Bonduel, WI 54107

For products shipped from Ontario, CA facility, ship material to:

Avail/Impress/Kismet/Medical & Laboratory Stools/Pilot
Attn: C.O.M. Storage
1110 S. Mildred Ave.
Ontario, CA 91761

Intricate Patterns

In the event of specific requirements for positioning of intricate patterns or pattern repeats on seats and backrests, provide a sketch noting requirements, as in Diagram B, along with materials for testing, and with the order.

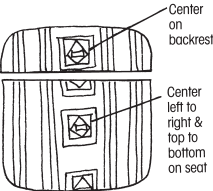


Diagram B

Treated Materials

If C.O.M. requires processing such as Scotchgard® or acrylic backing, it often shrinks. To prevent delays in delivery or back ordering due to shrinkage, please have your processor remeasure after processing and assure adequate yardage shipment.

Split Orders

If a portion of the shipment which does not require C.O.M., C.O.L. or C.O.V. applications is to be processed and shipped early, KI will enter the order immediately at your request. These split shipments are subject to minimum order changes.

Contact the C.O.M. Specialist at 1-800-424-2432, ext. 2707, with questions or to verify a split order.

Excess Upholstery Material

KI will dispose of excess upholstery material at the time of shipment unless expressly requested to return it with the product shipment.

Cancelled or Changed Orders

KI assumes no responsibility for extra C.O.M., C.O.L. or C.O.V. material due to a change of upholstery or cancellation of an order. It is the customer's responsibility to arrange for return of this material.

C.O.M. SHIPPING LOCATION

Architectural Walls

Evoke..... MN
Genius Walls..... MN

Casegoods

Aristotle Tackboards.....MN
Likha Tackboards.....MN

Classroom Furniture

Intellect Wave Chairs..... GB
Learn2 GB
Ruckus.....GB

Desking

700 Series Desking KP
Balance Overheads MN
Genesis Desking..... MN
True Desking KP
Universal Overheads..... MN
WorkZone Desking MN

Files & Storage

700 Series Pedestal Cushion GB
Connection Zone Pads BW
U-Series Pedestal Cushion..... GB
Tattoo.....BW

Fixed Seating

Concerto Auditorium Seating BW
Single Pedestal Seating GB
Jury Base Seating..... GB
Lancaster Auditorium Seating BW
Sequence Seating..... GB
University Seating..... GB

Panel Systems

All Terrain..... KP
Balance Overheads MN

System 3000..... MN
Universal Overheads..... MN
Wireworks MN
Unite..... MN

Residence Hall Furniture

RoomScape Furniture MN

Screens

All Terrain..... KP
Connection Zone.....BW
True/Volition KP
Genesis..... KP
Tattoo..... MN
Universal.....BW

Seating

400 Series Folding Chairs.....BW
600 Series Folding Chairs.....BW
600 Series Stools BW
Affina Collection..... HN
Altus Task Chairs..... GB
Apply Stack Chairs GB
Auditorium Folding Chairs BW
Calida Lounge Seating HN
Diem Task Chairs..... OM
Doni Collection..... GB
FourC Seating..... GB
Gladly Lounge Seating VQ
Grazie Seating GB
Hiatus Sleeper Bench HN
Hub Modular Lounge Seating HN
Impress Task Chairs..... OM
Impress Ultra Task Chairs OM
Jessa Lounge Seating HN
Jubilee Lounge Seating..... VQ
Katera Guest Chair..... GB
Kurv Benches..... HN

LaResta Day Beds HN
LimeLite GB
Lyra Lounge Seating..... HN
Maestro Stack Chairs GB
Matrix Stack Chairs..... GB
Medical & Laboratory Stools..... OM
MyPlace Lounge Seating HN
MyWay Seating..... HN
Oath Task Chairs and Stools..... GB
Opt4 GB
Pilot Task Chairs..... OM
Promenade Seating System BW
Ruckus..... GB
Sela Lounge Seating HN
Sift Task Chairs GB
Signia Task Chairs and Stools OM
Soltice Metal Collection..... HN
Soltice Multiple, Healthcare & Guest . HN
Soltice II Healthcare Seating..... HN
Strive Multiple, Stack & Task GB
Sway BW
Tattoo..... HN
Torsion-on-the-Go! Nesting Chairs GB
Torsion Air Stack and Task Seating GB
Zoetry HN

C.O.M., C.O.L and C.O.V. Information Form

A copy of this form should accompany test requests and production orders. Please fill it out completely, and, if your order has been acknowledged, provide the acknowledgement number.

Purchasing Agent (Dealer or buying organization) _____
Attention _____
Address _____
City _____ State _____ Zip _____
Project Name _____
Type of seating and number of units of each type _____

Please see information below and check the appropriate box.

☐ Submitted for testing.

Purchase Order Number _____

☐ Test approved. Submitted for production.

KI Acknowledgement Number _____

In all instances, send this form to the C.O.M. Specialist.

☐ A Selvage Top and Bottom



☐ B Selvage Side and Side



KI Manufacturing Sites - Customer's Own Material Shipment Manufacturing Site Addresses

BW
KI Bonduel
Attn: COM Storage
204 West South St.
Bonduel, WI 54107

HN
KI High Point
Attn: COM Storage
217 Feld Avenue
High Point, NC 27263

MN
KI Manitowoc
Attn: COM Storage
1400 S. 41st St.
Manitowoc, WI 54220

VQ
KI
Attn: COM Fabrics
6892 Marlin Circle
La Palma, CA 90623

GB
KI Green Bay
Attn: COM Storage
1687 Westminster Drive - Gate 3
Green Bay, WI 54302

KP
KI Pembroke
Attn: COM Storage
1000 Olympic Dr.
Pembroke, Ontario K8A6X7

OM
KI
Attn: COM Storage
1110 S. Mildred Ave.
Ontario, CA 91761



Four-Leg Chair
(ALNAU)



Sled Base Chair
(ASNAU)



High Back Cafe Stool
24" or 30" Seat Height
(ALHSP)



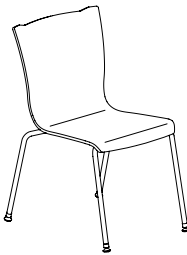
Low Back Cafe Stool
24" or 30" Seat Height
(ALLSP)

Transport Dolly
(ACD.BL)

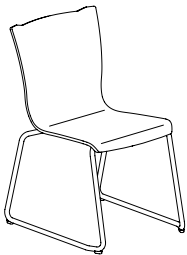
Features					
Stackable	•	•			
Molded plywood, optional upholstered seat pad	•	•	•	•	
300 lb tested	•	•	•	•	
General Dimensions					
Seat width	17-1/2"	17-1/2"	17-1/2"	17-1/2"	
Seat depth	17-3/8"	17-3/8"	17-3/8"	17-3/8"	
Seat height (upholstered add 1/2")	17-1/2"	17-1/2"	24" Model: 23-3/4" 30" Model: 29-3/4"	24" Model: 23-3/4" 30" Model: 29-3/4"	
Overall Dimensions					
Width	20-1/4"	20"	24" Model: 17-3/4" 30" Model: 18-3/4"	24" Model: 17-3/4" 30" Model: 18-3/4"	21-1/4"
Depth	25 1/4"	24 3/4"	24" Model: 22-1/2" 30" Model: 23-3/4"	24" Model: 22-1/2" 30" Model: 23-3/4"	29"
Height	32-1/2"	32-1/2"	24" Model: 38-3/8" 30" Model: 44-3/8"	24" Model: 30" 30" Model: 36"	15-1/2"
Stacking on Dolly					
Width	20-1/4"	20-1/4"			
Depth	43"	43"			
Quantity/height (plywood)	15 Chairs/63-1/4" High	15 Chairs/63-1/4" High			
Quantity/height (upholstered)	6 Chairs/48" High	6 Chairs/48" High			
Stacking on Floor					
Width	20-1/4"	20"			
Depth	32-1/2"	32"			
Quantity/height (plywood)	6 Chairs/43" High	6 Chairs/43" High			
Quantity/height (upholstered)	6 Chairs/45-1/2" High	6 Chairs/45-1/2" High			

STATEMENT OF LINE

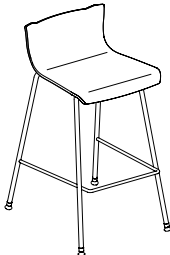
All models are available with woodgrain or solid color laminate shells - optional upholstered seat.




ALNAP




ASNAP



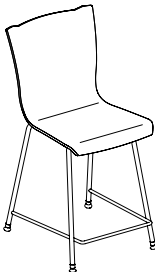
ALLSP



ALLSP



ALHSP



ALHSP

INFORMATION

C.O.M. Testing and ProductionRequirements

Not all materials are suitable for upholstering this product. A 1 yd. x 54" sample must be submitted and approved prior to acceptance of an order. Upholstered only and cushioned/upholstered chairs must be tested separately. If the fabric is directional in pattern or weave, the direction must be indicated on the submitted sample, and additional yardage may be requested. Customer's own vinyl cannot be used on this product.

Fabric Disclaimer

Fabric will be applied as swatched by the fabric manufacturer. Fabric that is required to be applied differently than is swatched will need a Modified Product Request written specifying the direction the fabric is to be applied.

INFORMATION

Warranty

Refer to KI Terms & Conditions document or visit ki.com

Test samples must be sent to:

KI
Attn: C.O.M. Specialist
1687 Westminster Drive - Gate 3
Green Bay, WI 54302



PRODUCT SPECIFICATIONS

Shell

One-piece contoured wood shell is constructed of formed plywood, .460”-.480” thick, 7-ply Maple and Poplar construction. The mold-formed seat and back provide for comfort and strength. Top/bottom and front/back surfaces are vertical grade postforming, product type 335, high-pressure laminate thickness of .028”. Standard finish is #38 or #60 with a sanded edge with tung oil finish. The wood shell is supported by four plywood circular disks and ¼ -20 T-nuts bonded with construction-grade adhesive and fastened to a variety of base structures with four ¼ -20 x ½” thread-locking screws. The chair perimeter is designed such that it provides a feature to support backpacks or courier bags. Shells are available in wood grain laminates or solid laminates. Café stools are available with high-back shell or low-back shell. See color addendum for details.

Optional Upholstered Seat

As an option, shells may be equipped with an upholstered seat pad. Urethane foam is attached to a formed poly upholstery liner, then upholstered using a drawstring process. The foam is a nominal ½” thickness. The pad assembly is attached to the shell using #10-24 screws, engaging the plastic bosses in the liner. Upholstery is available in most KI in-grades, Pallas, or COM/KOM. See color addendum for details.

Frames

Legs are formed from ¾” O.D. by 13-gauge tubular steel. Sled bases are formed from ¾” O.D. by 14-gauge tubular steel. The seat plate is formed from 12-gauge steel and reinforced with 7/16” diameter wire crossmembers. All joints are welded. The frames are finished in either baked-on electrostatically-applied 30 degree gloss epoxy powder-coat paint, or bright nickel-chrome plating. An injection-molded polypropylene shroud finishes the underside of the assembly, and provides a contoured surface for stacking. Sled base or 4-leg chairs stack 6-high on the floor.

Café Stool

Café stools are available in nominal 24” and 30” seat heights and are not stackable. Legs are formed from ¾” O.D. by 13-gauge tubular steel. The seat plate is formed from 12-gauge steel and reinforced with 7/16” diameter wire crossmembers. All joints are welded. The frames are finished in either baked-on electrostatically-applied 30 degree gloss epoxy powder-coat paint, or bright nickel-chrome plating. An injection-molded polypropylene shroud finishes the underside of the assembly. Stool frames have an added foot ring made of ½” diameter steel wire.

Glides

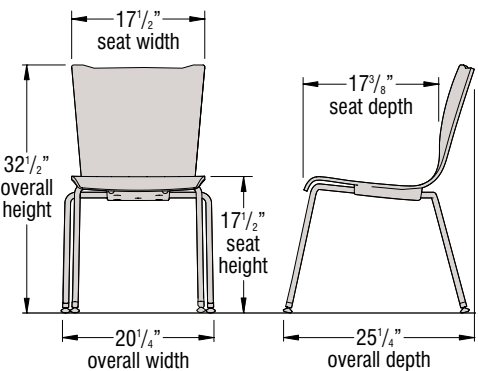
4-leg chairs are equipped with swivel glides with a stainless steel contact surface. Standard sled-base chairs have no glides, but optional glides may be ordered. The optional glides are attached to the sled tube using screws and are available in black nylon, natural nylon, non-skid, or capped in stainless steel.

Transport Dolly

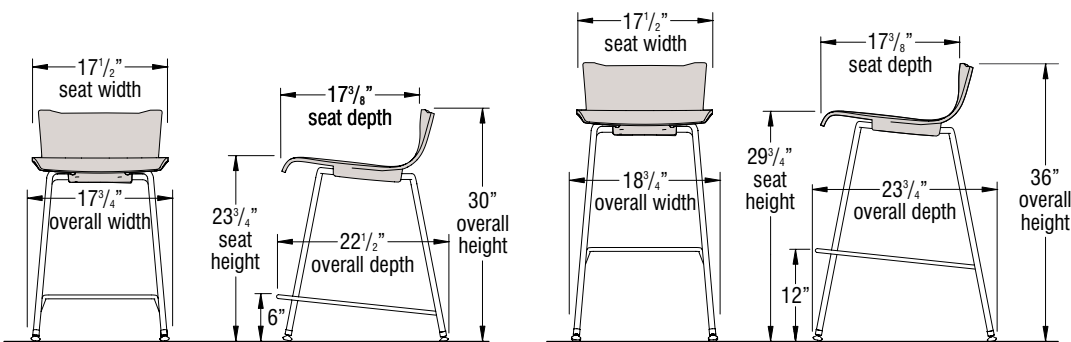
Frame construction is welded tubular steel with black powder-coat finish and 5” wheels (two swivel and two fixed). The dolly fits 4-leg or sled-base chairs and has a capacity of fifteen wood chairs or six upholstered.

DIMENSIONS

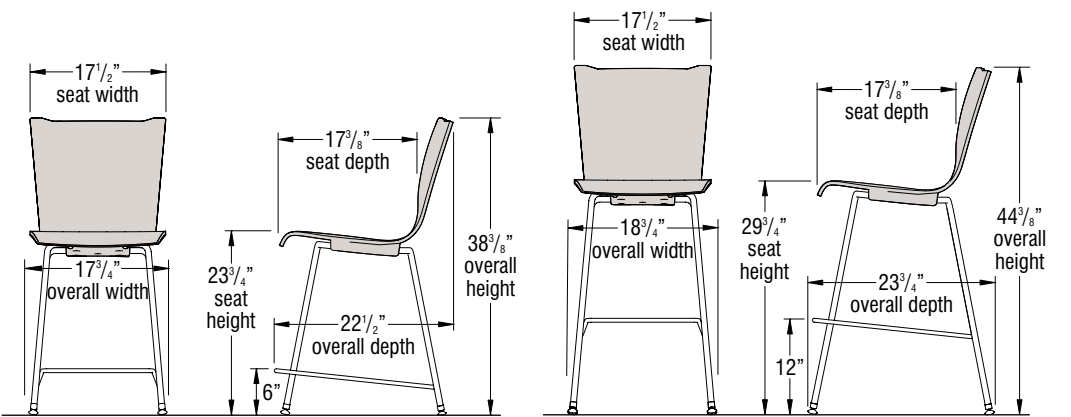
Apply 4-Leg Armless Chair



Apply 4-Leg Low Back Armless Café Stool



Apply 4-Leg High Back Armless Café Stool





Frame Color

Black	BL
Blue Grey	GR
Bronze Metallic	ZM
Cayenne	CY
Champagne Metallic	CM
Chrome	CH
Cool Grey	CG
Cottonwood	CO
Earthen Clay	EY
Espresso Metallic	EX
Everglade Shade	EV
Flannel	FN
Glitz Metallic	GZ
Hazy Jade	HJ
Honey Bee	HY
Light Tone	LG
Mardi Gras	MG
Misty Brown	MY
Nemo	NE
Nordic	ND
Poppy Red	PR
Purple Haze	PH
Rubber Ducky	RK
Sand	SA
Sky Blue	SK
Starlight Silver Metallic	SX
Surf's Up	SP
Twilight Shadow	TI
Ultra Blue	UB
Warm Grey	WG
Zesty Lime	ZL

Laminate Color - Shell

Belair	SLBQ
Black	SLBK
Cherry Storm	SLCX
Cocobala	SLCC
Dove Grey	SLDG
Florence Walnut	SLFC
Friston Ash	SLFH
Frosty White	SLFW
Grey	SLGE
Hollyberry	SLHY
Island	SLID
Italian Silver Ash	SLIT
Kensington Maple	SLKM
Lapis Blue	SLLB
Monticello Maple	SLMT
North Sea	SLNA
Ocean	SLON
River Cherry	SLRY
Sterling Ash	SLAZ
White Sand	SLWN
Windsor Mahogany	SLWY

Finish Cards

View color swatches for items listed within this document.

Paints

Wood/Veneer

Molded Edges

Hard Plastics

Plastics/Poly

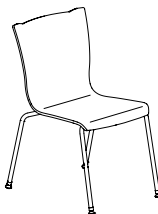

Laminates

Edge Styles

Glass

Certain options referenced may not be available on GSA Schedule.



		MODEL NUMBER																				
		Basic Model	Frame Color	Shell Color	Fire Code	Upholstery Color	Glide (4-Leg)	Glide (Sled Base)														
 ALP ALU	MODEL	Features																				
	Four-Leg Armless Chair <ul style="list-style-type: none">• Wood laminate shell• Woodgrain and solid laminate options• Tested to 300 pounds and BIFMA standards	Laminate Shell	ALNAP	<input type="checkbox"/> <input type="checkbox"/>	<input type="checkbox"/> <input type="checkbox"/>			<input type="checkbox"/>														
		Upholstered Seat Pad	ALNAU	<input type="checkbox"/> <input type="checkbox"/>	<input type="checkbox"/> <input type="checkbox"/>	<input type="checkbox"/> <input type="checkbox"/> <input type="checkbox"/> <input type="checkbox"/>	<input type="checkbox"/> <input type="checkbox"/> <input type="checkbox"/> <input type="checkbox"/> <input type="checkbox"/> <input type="checkbox"/>	<input type="checkbox"/>														
 ASP ASU	Sled Base Armless Chair <ul style="list-style-type: none">• Wood laminate shell• Woodgrain and solid laminate options• Tested to 300 pounds and BIFMA standards	Laminate Shell	ASNAP	<input type="checkbox"/> <input type="checkbox"/>	<input type="checkbox"/> <input type="checkbox"/>			<input type="checkbox"/> <input type="checkbox"/> <input type="checkbox"/> <input type="checkbox"/>														
		Upholstered Seat Pad	ASNAU	<input type="checkbox"/> <input type="checkbox"/>	<input type="checkbox"/> <input type="checkbox"/>	<input type="checkbox"/> <input type="checkbox"/> <input type="checkbox"/> <input type="checkbox"/>	<input type="checkbox"/> <input type="checkbox"/> <input type="checkbox"/> <input type="checkbox"/> <input type="checkbox"/> <input type="checkbox"/>	<input type="checkbox"/> <input type="checkbox"/> <input type="checkbox"/> <input type="checkbox"/>														
			A	B	C	D	E	F	G													

HOW TO ORDER

- Indicate the following information on order form:
1. Quantity of each item.
 2. Model number, including options. See “How To Build a Model Number”.
 3. Any special service required.

Note:

- The ☐ indicates that a choice is required.
- The absence of the ☐ indicates that no choice is required.
- Alpha-numeric characters in place of ☐ indicate that no other alternatives are available.

HOW TO BUILD A MODEL NUMBER

ASelect basic model.

BSelect frame color.
Refer to the **Product Color Options** page in this price list.

CSelect laminate shell color.
Refer to the **Product Color Options** page in this price list.

DSelect fire code.

NFR

FR

- Compliance to TB 117-2013

- Compliance to TB 133

See Upholstery Information for TB133 upcharge.

ESelect upholstery grade/color.
Refer to [ki.com/fabrics](#)

FSelect 4-leg base glide option.

N

S

F

- Nylon glides

- Steel glides

- Felt Glides

GSelect sled base glide option.

GNG

GFT

GNM

GNS

GSS

- No glides

- Felt glides

- Non-marring glides

- Non-skid glides

- Stainless steel glide

OPTIONS

California TB133 Fire Safety Code
For California Technical Bulletin 133 compliant models, add the following upcharge:
Model=Upholstered Seat
Added List Price=\$55

UPHOLSTERY INFORMATION

C.O.M. Upholstery
C.O.M. requirement for 10 chairs or less with upholstered seat is .3 yard per chair of 54” wide nondirectional fabric. For orders of 11 or more with upholstered seat and back and for complete information on ordering C.O.M. see “Ordering C.O.M., C.O.V. and C.O.L.” section.

SPECIAL SERVICES

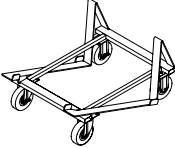
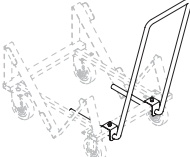
Special Carton Marking

With specially marked information N/C

Shipping
Ships **assembled, FOB Green Bay, WI 54302, freight prepaid.** Freight class 125.

Specifications and prices are subject to change without prior notice.



	MODEL NUMBER			
	Basic Model	Approx. Packaged Weight	Delivered Pricing	
<div></div> <div>MODEL Transport Dolly<ul style="list-style-type: none">• Easy maneuverability with 5" casters; two fixed, two swivel• Black powder-coated finish• For 4-leg or sled-base chairs</div>	ACD.BL	32.0#	\$ 542	
HRDPT				
<div></div> <div>Universal Dolly Handle<ul style="list-style-type: none">• Field installable• Provides convenient handle for relocating dolly when empty or loaded• Overall dolly height with handle is 37"</div>	UDH.BL	8.0#	\$ 199	
HRDPT				

A

HOW TO ORDER

Indicate the following information on order form:

1. Quantity of each item.
2. Model number, including options. See "How To Build a Model Number".
3. Any special service required.

Note:

- The ☐ indicates that a choice is required.
- The absence of the ☐ indicates that no choice is required.
- Alpha-numeric characters in place of ☐ indicate that no other alternatives are available.

HOW TO BUILD A MODEL NUMBER

A Select basic model.

SPECIAL SERVICES

Special Carton Marking



With specially marked information N/C

Shipping

Ships **assembled, FOB Green Bay, WI 54302, freight prepaid.** Freight class 125.

Specifications and prices are subject to change without prior notice.



			MODEL NUMBER																			
			Basic Model	Seat Height	Frame Color	Shell Color	Fire Code	Upholstery Color	Glides													
MODEL	Features									Approx. Packaged Weight	Delivered Pricing Unupholstered	Delivered Pricing Fabric Grade 1 & C.O.M.	Delivered Pricing Fabric Grade 2	Delivered Pricing Fabric Grade 3	Delivered Pricing C.O.V.	Delivered Pricing Vinyl Group 2V	Delivered Pricing Pallas Fabric Group P0	Delivered Pricing Pallas Fabric Group P1	Delivered Pricing Pallas Fabric Group P2	Delivered Pricing Pallas Fabric Group P3	Delivered Pricing Pallas Fabric Group P4	
 24" Shown ALHSP ALHSU	Four-Leg High Back Armless Cafe Stool	Laminate Shell	ALHSNAP	<input type="checkbox"/> <input type="checkbox"/>	<input type="checkbox"/> <input type="checkbox"/>	<input type="checkbox"/> <input type="checkbox"/>			<input type="checkbox"/> <input type="checkbox"/> <input type="checkbox"/> <input type="checkbox"/> <input type="checkbox"/> <input type="checkbox"/>	<input type="checkbox"/>	32.0#	\$ 702										
		Upholstered Seat Pad	ALHSNAU	<input type="checkbox"/> <input type="checkbox"/>	<input type="checkbox"/> <input type="checkbox"/>	<input type="checkbox"/> <input type="checkbox"/>	<input type="checkbox"/> <input type="checkbox"/> <input type="checkbox"/> <input type="checkbox"/> <input type="checkbox"/> <input type="checkbox"/>	<input type="checkbox"/>	32.0#	N/A	875	881	908	875	908	929	950	991	1017	1052		
 24" Shown ALLSP ALLSU	Four-Leg Low Back Armless Cafe Stool	Laminate Shell	ALLSNAP	<input type="checkbox"/> <input type="checkbox"/>	<input type="checkbox"/> <input type="checkbox"/>	<input type="checkbox"/> <input type="checkbox"/>			<input type="checkbox"/> <input type="checkbox"/> <input type="checkbox"/> <input type="checkbox"/> <input type="checkbox"/> <input type="checkbox"/>	<input type="checkbox"/>	31.0#	\$ 689										
		Upholstered Seat Pad	ALLSNAU	<input type="checkbox"/> <input type="checkbox"/>	<input type="checkbox"/> <input type="checkbox"/>	<input type="checkbox"/> <input type="checkbox"/>	<input type="checkbox"/> <input type="checkbox"/> <input type="checkbox"/> <input type="checkbox"/> <input type="checkbox"/> <input type="checkbox"/>	<input type="checkbox"/>	31.0#	N/A	862	867	895	862	895	914	936	977	1002	1037		
			A	B	C	D	E	F	G													

HOW TO ORDER

Indicate the following information on order form:

1. Quantity of each item.
2. Model number, including options. See "How To Build a Model Number".
3. Any special service required.

Note:

- The ☐ indicates that a choice is required.
- The absence of the ☐ indicates that no choice is required.
- Alpha-numeric characters in place of ☐ indicate that no other alternatives are available.

HOW TO BUILD A MODEL NUMBER

- A**Select basic model.
- B**Select seat height.

24

- 24" Seat Height

30

- 30" Seat Height
- C**Select frame color.

Refer to the **Product Color Options** page in this price list.
- D**Select laminate shell color.

Refer to the **Product Color Options** page in this price list.
- E**Select fire code.

NFR

- Compliance to TB 117-2013

FR

- Compliance to TB 133

See Upholstery Information for TB133 upcharge.
- F**Select upholstery grade/color.

Refer to [ki.com/fabrics](#)

- G**Select glide option.

N

- Nylon glides

S

- Steel glides

OPTIONS

California TB133 Fire Safety Code
For California Technical Bulletin 133 compliant models, add the following upcharge:
Model=Upholstered Seat
Added List Price=\$55

UPHOLSTERY INFORMATION

C.O.M. Upholstery
C.O.M. requirement for 10 chairs or less with upholstered seat is .3 yard per chair of 54" wide nondirectional fabric. For orders of 11 or more with upholstered seat and back and for complete information on ordering C.O.M. see "Ordering C.O.M., C.O.V. and C.O.L." section.

SPECIAL SERVICES

Special Carton Marking

With specially marked information N/C

Shipping
Ships **assembled, FOB Green Bay, WI 54302, freight prepaid.** Freight class 125.

Specifications and prices are subject to change without prior notice.



Task Chair
(APDNAP)



Task Stool
(APSNAP)

Features		
Molded plywood, optional upholstered seat pad	•	•
300 lb tested	•	•
General Dimensions		
Seat width	17-1/2"	17-1/2"
Seat depth	17-3/8"	17-3/8"
Seat height (upholstered add 1/2")	17-1/2" - 22-1/2"	22-1/2" - 32-3/4"
Overall Dimensions		
Width	27-1/2"	27-1/2"
Depth	27-1/2"	27-1/2"
Height	32-1/2" - 37-1/2"	35-1/2' - 43"

INFORMATION

C.O.M. Testing and ProductionRequirements

Not all materials are suitable for upholstering this product. A 1 yd. x 54" sample must be submitted and approved prior to acceptance of an order. Upholstered only and cushioned/upholstered chairs must be tested separately. If the fabric is directional in pattern or weave, the direction must be indicated on the submitted sample, and additional yardage may be requested. Customer's own vinyl cannot be used on this product.

Test samples must be sent to:

KI
Attn: C.O.M. Specialist
1687 Westminster Drive - Gate 3
Green Bay, WI 54302

Fabric Disclaimer

Fabric will be applied as swatched by the fabric manufacturer. Fabric that is required to be applied differently than is swatched will need a Modified Product Request written specifying the direction the fabric is to be applied.

INFORMATION

Warranty

Refer to KI Terms & Conditions document or visit ki.com



TECHNICAL SPECIFICATIONS

Shell

One-piece contoured wood shell is constructed of formed plywood, .460"-.480" thick, 7-ply Maple and Poplar construction. The mold-formed seat and back provide for comfort and strength. Top/bottom and front/back surfaces are vertical grade postforming, product type 335, high-pressure laminate thickness of .028". Standard finish is #38 or #60 with a sanded edge and tung oil finish. The wood shell is supported by four plywood circular disks and 1/4-20 T-nuts bonded with construction-grade adhesive and fastened to a variety of base structures with four 1/4-20 x 1/2" thread-locking screws. The chair perimeter is designed such that it provides a feature to support backpacks or courier bags. Shells are available in wood grain laminates or solid laminates. See color addendum for details.

Optional Upholstered Seat

Urethane foam is attached to a formed plywood upholstery liner, then upholstered using a drawstring process. The foam is a nominal 1/2" thickness. The pad assembly is attached to the shell using #10-24 screws, engaging the plastic bosses in the liner. Upholstery is available in most KI in-grades, Pallas, or COM/KOM. See color addendum for details.

Underseat Structure

The shell is attached to an 11-gauge steel seat spider and cast aluminum height-adjust control.

Base

The 5-blade base is injection-molded glass-reinforced nylon. A single paddle under the seat operates the height-adjusting pneumatic cylinder.

Stool Base

Stools are equipped with an 18" diameter, adjustable-height foot ring made of die-cast aluminum with a chrome-plated tubular steel ring and black "spokes."

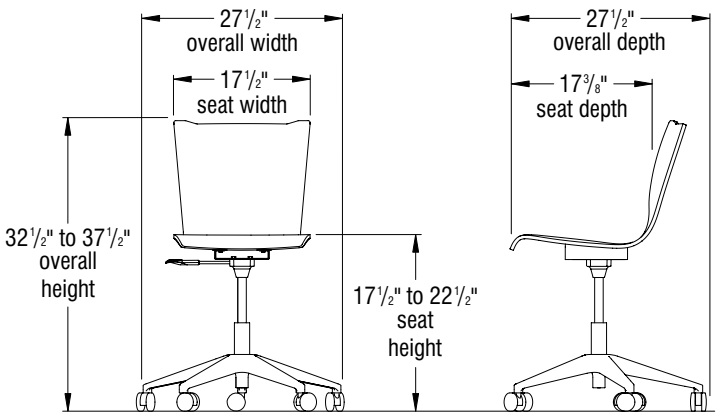
Casters

Casters are double-wheel high-impact thermoplastic, available with hard or soft wheel surface. Casters, base, and cylinder are available in black.

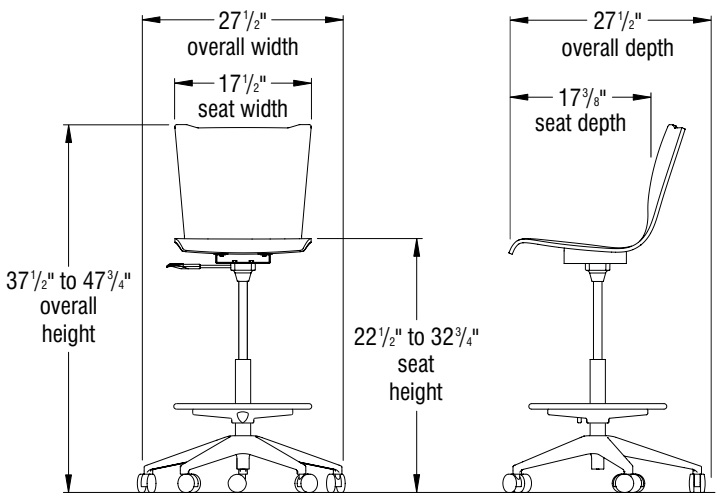
Foot Ring

Task stools are equipped with an adjustable-height 18" diameter chrome-plated steel foot ring with black, die-cast aluminum hub and spokes.

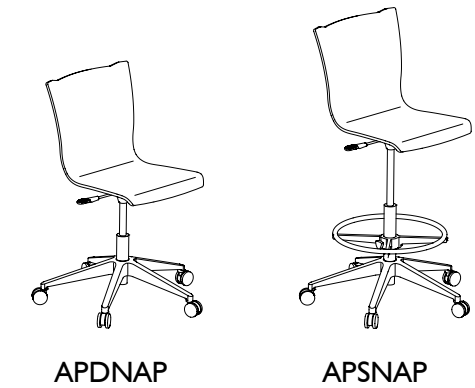
Apply Armless Task Chair



Apply Armless Task Stool



STATEMENT OF LINE





Base Finish

Black	BL
Polished Aluminum	PA

Polished aluminum requires an upcharge.

Frame Color

Black	BL
-------	----

Shell Color - Laminate

Belair	SLBQ
Black	SLBK
Cherry Storm	SLCX
Cocobala	SLCC
Dove Grey	SLDG
Florence Walnut	SLFC
Friston Ash	SLFH
Frosty White	SLFW
Grey	SLGE
Hollyberry	SLHY
Island	SLID
Italian Silver Ash	SLIT
Kensington Maple	SLKM
Lapis Blue	SLLB
Monticello Maple	SLMT
North Sea	SLNA
Ocean	SLON
River Cherry	SLRY
Sterling Ash	SLAZ
White Sand	SLWN
Windsor Mahogany	SLWY

Finish Cards

View color swatches for items listed within this document.

Paints

Plastics/Poly

Wood/Veneer

Laminates

Molded Edges


Edge Styles

Hard Plastics

Glass

Certain options referenced may not be available on GSA Schedule.



		MODEL NUMBER																	
		Basic Model	Base Finish	Shell Color	Fire Code	Upholstery Color	Casters	Approx. Packaged Weight	Delivered Pricing Unupholstered	Delivered Pricing Fabric Grade 1 & C.O.M.	Delivered Pricing Fabric Grade 2	Delivered Pricing Fabric Grade 3	Delivered Pricing C.O.V.	Delivered Pricing Vinyl Group 2V	Delivered Pricing Pallas Fabric Group P0	Delivered Pricing Pallas Fabric Group P1	Delivered Pricing Pallas Fabric Group P2	Delivered Pricing Pallas Fabric Group P3	Delivered Pricing Pallas Fabric Group P4
 APDP APDU	MODEL																		
	Features																		
	Armless Chair • Height-adjusted pneumatic cylinder • Wood laminate shell • Woodgrain and solid laminate options • Tested to 300 pounds and BIFMA standards	Laminate Shell APDNAP	<input type="checkbox"/> <input type="checkbox"/>	<input type="checkbox"/> <input type="checkbox"/>			<input type="checkbox"/>	20.0#	\$ 694										
		Upholstered Seat Pad APDNAU	<input type="checkbox"/> <input type="checkbox"/>	<input type="checkbox"/> <input type="checkbox"/>	<input type="checkbox"/> <input type="checkbox"/> <input type="checkbox"/>	<input type="checkbox"/> <input type="checkbox"/> <input type="checkbox"/> <input type="checkbox"/>	<input type="checkbox"/>	20.0#	N/A	864	868	897	864	897	892	913	980	1004	1041
		A	B	C	D	E	F												

HOW TO ORDER

Indicate the following information on order form:

- Quantity of each item.
- Model number, including options. See “How To Build a Model Number”.
- Any special service required.

Note:

- The ☐ indicates that a choice is required.
- The absence of the ☐ indicates that no choice is required.
- Alpha-numeric characters in place of ☐ indicate that no other alternatives are available.

HOW TO BUILD A MODEL NUMBER

- A**Select basic model.
- B**Select base finish.

BL

- Black

PA

- Polished Aluminum; add \$112
- C**Select laminate shell color.

Refer to the **Product Color Options** page in this price list.
- D**Select fire code.

NFR

- Compliance to TB 117-2013

FR

- Compliance to TB 133
- E**Select upholstery grade/color.

Refer to [ki.com/fabrics](https://www.ki.com/fabrics)
- F**Select caster option.

C

- Carpet casters (black only)

S

- Hard floor casters (black only); add \$63

OPTIONS

California TB133 Fire Safety Code
For California Technical Bulletin 133 compliant models, add the following upcharge:

Model=Upholstered Seat
Added List Price=\$55

UPHOLSTERY INFORMATION

C.O.M. Upholstery
C.O.M. requirement for 10 chairs or less with upholstered seat is .3 yard per chair of 54” wide nondirectional fabric. For orders of 11 or more with upholstered seat and back and for complete information on ordering C.O.M. see “Ordering C.O.M., C.O.V. and C.O.L.” section.

SPECIAL SERVICES


Special Carton Marking

With specially marked information N/C

Shipping
Ships **knocked down, FOB Green Bay, WI 54302, freight prepaid.** Freight class 125.

Specifications and prices are subject to change without prior notice.



		MODEL NUMBER																	
		Basic Model	Base Finish	Shell Color	Fire Code	Upholstery Color	Casters	Approx. Packaged Weight	Delivered Pricing Unupholstered	Delivered Pricing Fabric Grade 1 & C.O.M.	Delivered Pricing Fabric Grade 2	Delivered Pricing Fabric Grade 3	Delivered Pricing C.O.V.	Delivered Pricing Vinyl Group 2V	Delivered Pricing Pallas Fabric Group P0	Delivered Pricing Pallas Fabric Group P1	Delivered Pricing Pallas Fabric Group P2	Delivered Pricing Pallas Fabric Group P3	Delivered Pricing Pallas Fabric Group P4
 APSP APSU	MODEL																		
	Features																		
	Armless Stool <ul style="list-style-type: none">• Height-adjusted pneumatic cylinder• 18” footring• Wood laminate shell• Woodgrain and solid laminate options• Tested to 300 pounds and BIFMA standards	Laminate Shell	APSNAP	<input type="checkbox"/> <input type="checkbox"/>	<input type="checkbox"/> <input type="checkbox"/>		<input type="checkbox"/>	22.0#	\$ 839										
		Upholstered Seat Pad	APSNAU	<input type="checkbox"/> <input type="checkbox"/>	<input type="checkbox"/> <input type="checkbox"/>	<input type="checkbox"/> <input type="checkbox"/> <input type="checkbox"/>	<input type="checkbox"/> <input type="checkbox"/> <input type="checkbox"/> <input type="checkbox"/>	22.0#	N/A	1009	1016	1047	1009	1047	1037	1059	1126	1150	1187
		A	B	C	D	E	F												

HOW TO ORDER

Indicate the following information on order form:

1. Quantity of each item.
2. Model number, including options. See “How To Build a Model Number”.
3. Any special service required.

Note:

- The ☐ indicates that a choice is required.
- The absence of the ☐ indicates that no choice is required.
- Alpha-numeric characters in place of ☐ indicate that no other alternatives are available.

HOW TO BUILD A MODEL NUMBER

- A**Select basic model.
- B**Select base finish.
- | | |
|-----------|--------------------------------|
| BL | - Black |
| PA | - Polished Aluminum; add \$112 |
- C**Select laminate shell color.
Refer to the **Product Color Options** page in this price list.
- D**Select fire code.
- | | |
|------------|-----------------------------|
| NFR | - Compliance to TB 117-2013 |
| FR | - Compliance to TB 133 |
- E**Select upholstery grade/color.
Refer to ki.com/fabrics
- F**Select caster option.
- | | |
|----------|---|
| C | - Carpet casters (black only) |
| S | - Hard floor casters (black only); add \$63 |

OPTIONS

California TB133 Fire Safety Code
For California Technical Bulletin 133 compliant models, add the following upcharge:

Model=Upholstered Seat
Added List Price=\$55

UPHOLSTERY INFORMATION

C.O.M. Upholstery
C.O.M. requirement for 10 chairs or less with upholstered seat is .3 yard per chair of 54” wide nondirectional fabric. For orders of 11 or more with upholstered seat and back and for complete information on ordering C.O.M. see “Ordering C.O.M., C.O.V. and C.O.L.” section.

SPECIAL SERVICES

Special Carton Marking

With specially marked information N/C

Shipping
Ships **knocked down, FOB Green Bay, WI 54302, freight prepaid.** Freight class 125.

Specifications and prices are subject to change without prior notice.

1330 Bellevue Street
P.O. Box 8100
Green Bay, WI 54308-8100
800.424.2432
ki.com

KI and Furnishing Knowledge are registered
trademarks of Krueger International, Inc.

© 2020 Krueger International, Inc.
All Rights Reserved.
Code KI-PLW-000422/KI/PDF



Furnishing Knowledge®