



PRICE LIST

• February 12, 2018 •
Rev1



Hot
ro
t
ro

CONTENT

	TERMS & CONDITIONS	3
	PRODUCT INFO	5
	SEATING	6
	STUDENT DESKS	28
	MAKERSPACE	41
	TABLES	49
	TEACHER WORKSTATIONS	67
	STORAGE	76
	PROJECT	81
	WARRANTY	106

Authorized Dealers: Only dealers (“Dealer”) that have been approved by Artcobell Corporation (“ABC”), and are in good standing with ABC are authorized to market, provide pricing, and submit orders for ABC products. By engaging in business transactions with ABC, Dealers agree to the current ABC terms and conditions.

Pricing: All pricing provided by ABC to Dealers is based on the current list price and excludes taxes, freight, delivery, and installation. Except as stated in a quote number issued by ABC, any discount ABC offers a Dealer will be from current list price at the standard dealer discount. In order to obtain the discount in an issued quote number, Dealer must provide the quote number, discount and pricing at the time it submits a purchase order. If the correct quote number and pricing are not provided, the Dealer will receive its standard dealer discount.

Payment Terms: ABC will invoice Dealer for product upon shipment. Dealer agrees to pay each invoice 1% 10 Net 30 days from the invoice date. Payment must be received within 10 days of invoice date to receive the 1% discount. Credit card payment terms are net 30. No payment may be withheld because of partial delivery. Dealer will pay interest on any unpaid amount due at the lower of 1.5% per month or the highest rate allowed by law. If ABC takes any action to collect any amount due, Dealer will pay all costs and expenses, including court costs and reasonable attorney fees, incurred by ABC in collecting such amount.

Order Placement and Acknowledgments: Dealers will submit all orders with complete model number (i.e., color, frame, material, finish), and for product that must be shipped in cartons, carton quantity. ABC will not process or put into production an order without complete information. Lead time will be calculated based on the time the order is processed. After an order is processed, ABC will acknowledge the order via email or fax. Acknowledgments provided by ABC represent estimated completion dates and are not contractually binding. Any expenses incurred as a result of longer lead times will be the responsibility of the dealer. Dealer is responsible for checking the acknowledgment and immediately notifying ABC of any discrepancies.

Changes and Cancellations: Changes requested by Dealer after ABC has acknowledged the order must be sent in writing and are subject to written approval by ABC and additional charges. If ABC approves in writing any request by Dealer to cancel all or any part of an order after 48 hours from time of acknowledgment, dealer agrees to pay 25% cancellation fee.

Returns: Product will not be returned for refund, credit, or replacement, except on written approval by ABC. If approved by ABC, dealer agrees to pay a restocking fee determined by ABC and any associated freight charges.

Delays: ABC will not be liable for any delay or interruption in its performance caused by circumstances beyond its reasonable control, including, without limitation, strikes, lockouts, work stoppages, accidents, terrorism, and availability of materials, acts of nature or God, inability to obtain transportation, or acts of the enemy. Delays so caused will not release Dealer from its obligation to accept and pay for the product.

Storage: Products that are complete and ready must be shipped within 30 days of original request date otherwise subject to storage fees.

Delivery and Installation: All shipments are F.O.B. ABC’s factory or distribution center. Delivery is always quoted to take place during ABC’s regular working hours on ABC’s regularly scheduled business days (holidays excluded). Dealer will pay additional labor costs resulting from overtime work performed at Dealer’s request. Dealer is responsible for providing: a clean, debris-free space with electricity, heat, hoisting/elevator service, and adequate facilities for off-loading, staging, uncartoning, and moving product; insurance and permits required at the site; and disposal containers. Delivery does not include the following additional expenses, which are the responsibility of Dealer: providing a licensed electrician, as required by national or local codes, to connect products to building power. If the space is under construction or other trades are working in the same space during the product installation, Dealer will immediately inspect the product on delivery for defects. If Dealer or Dealer’s customer is not available to inspect product on delivery, then Dealer and Dealer’s customer accept that all product was delivered in satisfactory condition and Dealer accepts all responsibility for any damages found later.

Loss and Damages: After delivery of product to Dealer’s shipper or, if ABC is arranging freight, after delivery to shipping address, all risk of loss or damage shall pass to Dealer, including, without limitation, any loss or damage caused by weather, other trades (such as painting or plastering, electrical or telephone installation), fire or other elements, and Dealer agrees to hold ABC harmless from any such loss or damage.

Warranties: Dealer’s remedies are limited exclusively to those set forth in ABC’s standard limited warranty as published at www.artcobell.com at the time of delivery of the product to carrier. ABC MAKES NO WARRANTY, EXPRESS OR IMPLIED, WITH RESPECT TO ANY PRODUCT OR SERVICE FURNISHED TO DEALER, AND ANY IMPLIED WARRANTIES OF MERCHANTABILITY OR FITNESS FOR A PARTICULAR PURPOSE ARE EXPRESSLY DISCLAIMED BY ABC. No agent or outside party has any authority to make any warranty or representation to Dealer on behalf of ABC with respect to any product or service provided to Dealer by ABC. In no event will Artcobell be liable for any consequential, indirect, incidental, or punitive damages. Modifications to the product or use other than the intended purpose voids the warranty.

Shipment Terms: All orders shall be shipped prepaid and, unless specified, by ABC's carrier of choice. "Best way" shipping will be used. Pricing on shipments is an estimate and may vary by special charges incurred due to the consignee. These are estimates and additional charges are the responsibility of the Dealer.

LTL shipments are dock-to-dock at Dealer's expense. Any special delivery considerations are the responsibility of the consignee. This includes any accessorial charges billed by the carrier. LTL shipments may also be subject to a packaging surcharge.

Delivery dates are the responsibility of the carrier unless otherwise agreed to between Artcobell Corporation and the consignee. No expenses will be incurred by Artcobell Corporation for missed delivery appointments. Delivery scheduling is to be handled between the dealer and the carrier. All expenses incurred due to detention or other factors, caused by the consignee, shall be the responsibility of the dealer. If the delivery location is not ready for receipt of a shipment, all charges incurred by the freight company will be passed on to the dealer. If the shipment returns to Artcobell Corporation, the costs for handling and restocking will be billed back to the dealer, along with an administrative fee of 5% of the order total.

ABC will assess a service fee of \$250 per load for all "live loads". If a "live load" appointment is missed by more than 2 hours after the start of the scheduled pick up window, an additional missed appointment fee of \$250 will be assessed to the Dealer responsible for the coordination of the shipment. The carrier will not be guaranteed immediate attention if a live load appointment is missed, and the load may need to be rescheduled. Shipments outside of the continental U.S. are to be pre-arranged by the dealer. Due to dock space, all "live loads" must meet appointment times and "live loads" will be permitted on a "first come - first serve" basis. The carrier will not be guaranteed immediate attention if the appointment is missed. "Live loads" will take a minimum of two hours to load. Artcobell Corporation will not be responsible for any expenses incurred by the scheduling dealer if an appointment time is not met. All scheduling and coordination of 3rd party carriers must be arranged by the dealer.

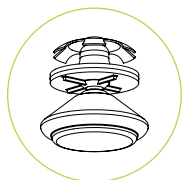
Shipment Damages: All shipments should be carefully inspected at the time of delivery by the consignee. Any damages are to be noted on the bill of lading at the time of delivery. Concealed damage must be reported within 15 days of receipt of shipment. Damaged freight must be held at the point of delivery, along with original packaging to be considered for a claim. Digital photos are required and will speed up the claims process. Shipments left unopened for a period of more than 15 days will not be considered for claim or replacement. Shipment liability ceases after 15 days of delivery.

Shipment Shortages: Shortages not reported within 15 days of shipment receipt will not be honored for a claim. Shortages must be noted on the bill of lading at the time of delivery and reported to Artcobell within 15 days for consideration. Claims for shortages will not be approved if ABC has a "scan sheet" confirming all products were loaded.

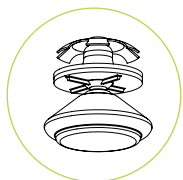
Dealer's and User's Care and Use Instructions: Products are to be used for their intended purpose and inspected on a regular basis to avoid structural failures and possible injury. Inspections are to include verifying there are no loose or missing screws, rivets, or other fasteners. Products are to be inspected for cracks, fatigue, or broken welds. Products that have adjustability are to be inspected to ensure the fasteners are installed and adjusted properly. Any product showing signs of damage or improper adjustment must be removed from service immediately and notice must be promptly provided to ABC and the the furnishing dealer. Repairs are to be made with factory authorized parts and methods.

Other: Questions about invoices must be communicated to ABC within 15 days of the invoice date. These Terms and Conditions may be changed by ABC without notice and are the only terms and conditions which apply to ABC's products. These Terms and Conditions are governed by Texas law, without regard to its conflicts of laws provisions. In the event of a dispute, the non-prevailing party will pay the prevailing party's reasonable attorneys' fees.

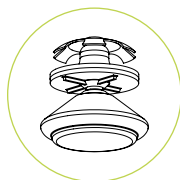
* Prices, discounts, payment terms, and other terms and conditions applicable to the sale of products to the Dealer are subject to change by Artcobell.



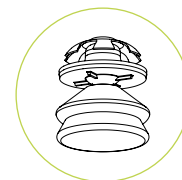
Nylon (3)
All purpose nylon swivel glide
Rounded leading edge
VCT, Vinyl, Tile or Carpet flooring



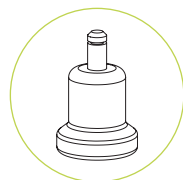
Steel (1)
All purpose steel swivel glide
Best glide for carpeted surfaces



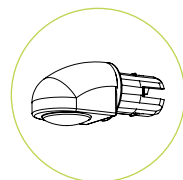
Non Skid (2)
All purpose non-skid swivel glide
Not for use on carpeted surfaces



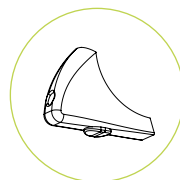
Felt (F)
All purpose felt swivel glide
VCT, Vinyl, Tile or Wood.
Glide cap can be changed out in seconds



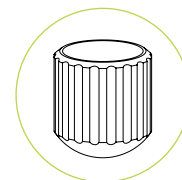
Bell Glide (B)
For use on 5-star task and
Stool bases. Nylon base



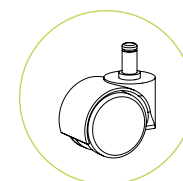
Cantilever Toe Glide
Select from nylon (3), Steel (1)
Felt (F) or Non-skid (2) button
Glide inserts.



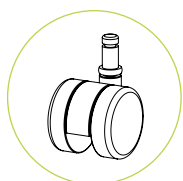
Cantilever Heel Glide
Select from nylon (3), Steel (1)
Felt (F) or Non-skid (2) button
Glide inserts.



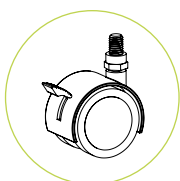
Boot Glide (**)
Non-Skid Rubber
Available in Multiple Colors
VCT, Vinyl or Tile



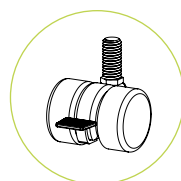
Hard Wheel (H)
50mm Dual Hard Wheel
7/16 x 7/8 brass grip ring



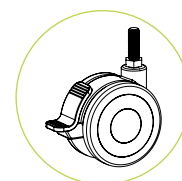
Hard Wheel
50mm Dual Hard Wheel
7/16 x 7/8 brass grip ring
Discover and Uniflex
4-Leg Chairs



TA-CPS4
50mm Dual Soft Wheel
Locking Caster
3/8" - 16 x 1"
Threaded Stem



TA-CPS37T4
37 mm Dual Wheel Caster
3/8" - 16 x 1"
Threaded Stem



TA-CPTD3
75mm Locking Caster
3/8" - 16 x 1"
Threaded Stem

REFER TO SPECIFIC PRODUCT PAGES FOR GLIDE AVAILABILITY BY MODEL.

NOTE ON GLIDES & FLOOR MAINTENANCE

Our research shows that no single solution can provide optimum performance across all floor types and conditions. Overall performance is based upon the type of flooring, preventative floor maintenance program and glide design & material selection. To maximize the performance of your furniture glides, floors must be properly prepared, and maintained. Soil, grit and the wrong polish can make a floor susceptible to damage regardless of the glides used on your furniture. Your flooring installer and/or manufacturer can provide specific guidelines on floor maintenance.

SEATING

Seating that fits! Shape, size and posture support are effortlessly blended into a variety of ergonomic designs. Stay comfortable, alert and engaged anywhere.

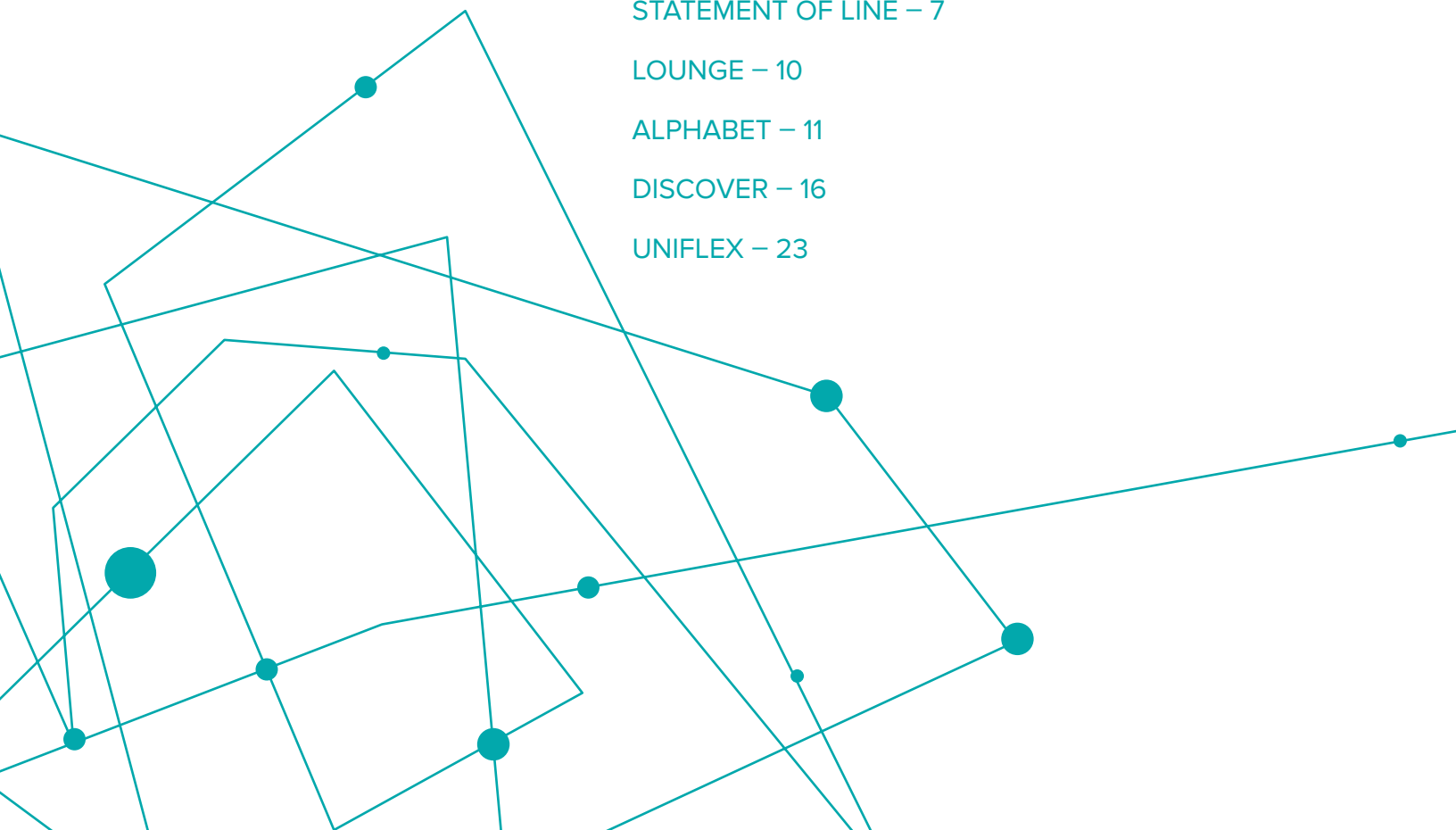
STATEMENT OF LINE – 7

LOUNGE – 10

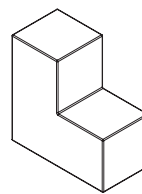
ALPHABET – 11

DISCOVER – 16

UNIFLEX – 23



SEATING



ASTP

STP



AS4C18

Four Leg Caster Chair



AS4ST30

Four Leg Stool

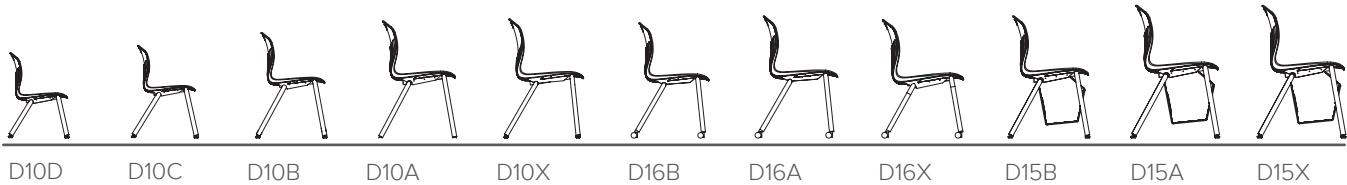


ASST18

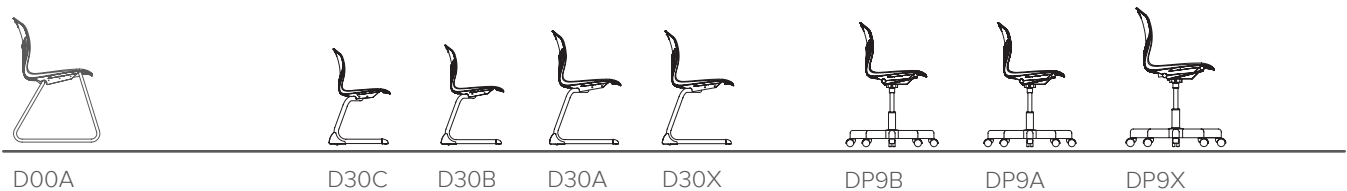
Swivel Stool

STATEMENT OF LINE

SEATING



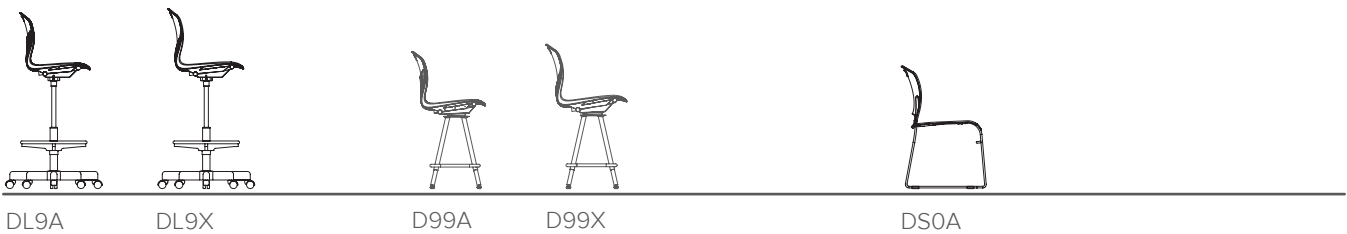
Four Leg Stacking Chair



Sled Stacking Chair

Cantilever Chair

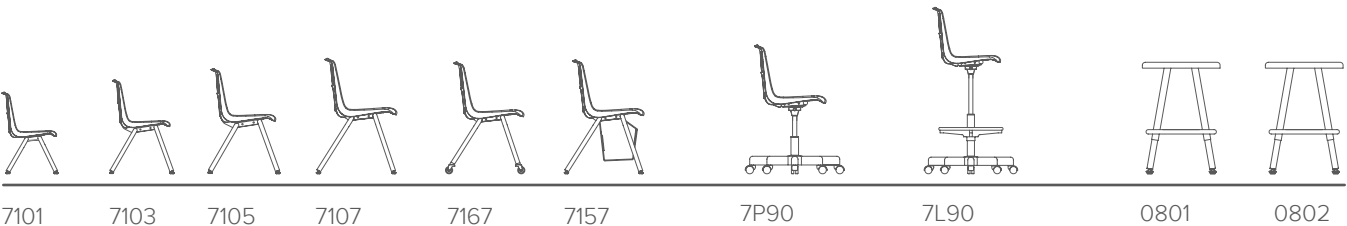
Task Chair



Swivel Stool

Four Leg Swivel Stool

HD Stack Chair



Four Leg Stacking Chair

Task Chair

Swivel Stool

Four Leg Stool

Lounge Poly Colors



Apple Green
9E


Azure
Z

Onyx
D

Ruby Red
V

Sunset Orange
9S

Poly Colors



Apple Green
9E

Azure
Z


Blueberry
9H

Clover
DG

Graphite
G

Navy Indigo
M

Onyx
D



Purple Iris
93

Reef
DT


Royal Blue
9B

Ruby Red
V

Squash
9L


Sunset Orange
9S

Taupe
T



Wine
AM

Metal Frames



Titanium
4

Chrome
5

Black
7

Due to pattern scale and color variations in computer monitors and printers, we strongly suggest you view actual samples before making surface material selections.

MOV Stool

Application & Specification Rules

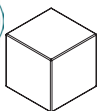
- > Always ships fully cartoned, one stool per carton
- > Standard convex base design allows controlled movement in all directions
- > Base provides a wider stance for stable and safe seating
- > Base and seat pad utilize a durable non-skid surface
- > Standard with dark grey base, seat pad and lower inner shell
- > Specify outer shell color



Base Model	Seat Height	Max Units Per Ctn	Cubes Each Ctn	Lbs Each Ctn	List Price Each
ASMOV14	14"	1	2.1	10.9	\$249
ASMOV16	16"	1	2.4	11.6	\$249
ASMOV18	18"	1	2.67	13.1	\$265
ASMOV20	20"	1	3.0	13.80	\$265

BLOC & STP

- > Always ships fully cartoned, one per carton
- > Constructed of durable polyethylene
- > Specify poly shell color



Base Model	Seat Height	Max Units Per Ctn	Cubes Each Ctn	Lbs Each Ctn	List Price Each
BLOC					
ABLOC1414	14"	1	1.95	8.0	\$238
ABLOC1818	18"	1	3.97	15.0	\$291



STP					
ASTP1428	14"/28"	1	7.3	22.0	\$370

Model Builder

Base Model	•	1st Option Shell Color
		Apple Green (9E) \$0
		Azure (Z) \$0
		Onyx (D) \$0
		Ruby Red (V) \$0
		Sunset Orange (9S) \$0
ABLOC1414	•	9E

Model Example: ABLOC1414.9E

Application & Specification Rules

> Always ships fully cartoned.

> Must order in multiples of 4 (full carton quantity)

> Chairs stack four (4) high. FLOT chairs stack five (5) high

Base Model	Seat Height	Units Per Ctn	Cubes Each	Lbs Each	Price Each
Poly Shell					
AS4L12	12"	4	2.56	10.20	\$133
AS4L14	14"	4	2.56	10.70	\$133
AS4L16	16"	4	3.80	12.50	\$136
AS4L18	18"	4	3.80	13.00	\$136
FLOT					
AS4L06	6"	4	1.22	7.8	\$133



Underseat Wire Book Basket - Alphabet Seating ONLY

> Not for use on multi-ply wood shell chairs

> Sold as 4-pack only. By ordering one (1) ASA-CWBB you will receive four (4) baskets

> For use on poly shell 16" and 18" four leg and poly shell cantilever models only.



Base Model	Description	Units Per Ctn	Cubes Each Ctn	Lbs Each Ctn	List Price
ASA-CWBB	4-pack, chrome only	4	2.1	9.9	\$129

Model Builder

Base Model	•	1st Option Glide	•	2nd Option Frame Color	•	3rd Option Shell Color
		Nylon (3) \$0 Steel (1) \$0 Non-Skid (2) \$7 Felt (F) \$7 Boot Indigo (M) \$7 Onyx (D) \$7 Graphite (G) \$7 Ruby Red (V) \$7		Chrome (5) \$0 Titanium (4) \$0 Black (7) \$0		See page 9
AS4L16	•	3	•	4	•	M

Model Example: AS4L16.3.4.M

Application & Specification Rules

> Always ships fully cartoned.

> Must order in multiples of 4 (full carton quantity)

Base Model	Seat Height	Units Per Ctn	Cubes Each	Lbs Each	Price Each
Poly Shell					
AS4C14	14"	4	2.56	10.20	\$175
AS4C16	16"	4	3.80	13.70	\$178
AS4C18	18"	4	3.80	14.20	\$178



Underseat Wire Book Basket - Alphabet Seating ONLY

> Not for use on multi-ply wood shell chairs

> Sold as 4-pack only. By ordering one (1) ASA-CWBB you will receive four (4) baskets

> For use on poly shell 16" and 18" four leg and poly shell cantilever models only.



Base Model	Description	Units Per Ctn	Cubes Each Ctn	Lbs Each Ctn	List Price
ASA-CWBB	4-pack, chrome only	4	2.1	9.9	\$129

Model Builder

Base Model	•	1st Option Caster	•	2nd Option Frame Color	•	3rd Option Shell Color
		Hardwheel (H) \$0		Chrome (5) \$0 Titanium (4) \$0 Black (7) \$0		See page 9
AS4C16P	•	H	•	4	•	84

Model Example: AS4C16P.H.4.84

Application & Specification Rules

> Always ships fully cartoned.

> Must order in multiples of 4 (full carton quantity)

> Chairs stack four (4) high

Base Model	Seat Height	Units Per Ctn	Cubes Each	Lbs Each	Price Each
Poly Shell					
ASCL14	14"	4	2.9	13.9	\$174
ASCL16	16"	4	3.80	16.00	\$176
ASCL18	18"	4	3.80	16.60	\$176

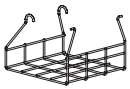


Underseat Wire Book Basket - Alphabet Seating ONLY

> Not for use on multi-ply wood shell chairs

> Basket sold as 4-pack only. By ordering one (1) ASA-CWBB you will receive four (4) baskets

> For use on poly shell 16" and 18" four leg and poly shell cantilever models only.



Base Model	Description	Units Per Ctn	Cubes Each Ctn	Lbs Each Ctn	List Price
ASA-CWBB	4-pack, chrome only	4	2.1	9.9	\$129

Model Builder

Base Model	.	1st Option Glide	.	2nd Option Frame Color	.	3rd Option Shell Color
		Nylon (3) \$0 Steel (1) \$0 Felt (F) \$7 Non-Skid (2) \$7		Chrome (5) \$0 Titanium (4) \$0 Black (7) \$0		See page 9
ASCL18	.	3	.	4	.	M

Model Example: ASCL18.3.4.M



Application & Specification Rules

- > Always ships fully cartoned.
- > Standard with nylon solo glide.
- > Standard with welded foot rest



Base Model	Seat Height	Units Per Ctn	Cubes Each Ctn	Lbs Each Ctn	List Price Each
Poly Shell					
AS4ST24	24"	1	9.0	32.0	\$226
AS4ST30	30"	1	11.5	34.0	\$232

Model Builder

Base Model	• 1st Option Glide	• 2nd Option Frame Color	• 3rd Option Shell Color
	Solo Nylon (P) \$0	Chrome (5) \$0 Titanium (4) \$0 Black (7) \$0	See page 9
AS4ST30	• P	• 4	• M

Model Example: AS4ST30.P.4.M



Application & Specification Rules

- > Always ship fully cartoned, one unit per carton
- > Stool includes height adjustable 18" diameter foot ring
- > Standard with five-star base with swivel and pneumatic height adjustment
- > Black base only, no color specification required
- > Lab stool includes 18" diameter metal foot ring. 10" adjustment range. 8" to 18" from floor.



Base Model	Description	Seat Height	Units Per Ctn	Cubes Each Ctn	Lbs Each Ctn	List Price Each
Task Chair						
ASTA16	Poly shell	14" - 19"	1	6.2	23.5	\$254
ASTA18	Poly shell	16" - 21"	1	6.2	23.5	\$254
Swivel Stool						
ASST18	Poly shell	22" - 32"	1	6.2	28.0	\$300

Model Builder

Base Model	•	1st Option Caster/Glide	•	2nd Option Shell Color
		Hard wheel Caster (H) Bell Glide (B)	\$0 \$0	See page 9
ASTA18	•	H	•	M

Model Example: ASTA18.H.M

Application & Specification Rules

- > Four leg and caster chairs ship without cartons on truckloads
- > ONLY caster chairs available with 50mm dual wheel casters. Use code H in glide option field below
- > Four leg chairs stack to 10 high
Caster chairs stack 4 high
- > Bookrack chairs always ship fully cartoned
- > Bookrack chairs must be ordered in multiples of 2 (full carton quantities)



Base Model	Seat Height	Cubes Each Unctn	Lbs Each Unctn	List Price Each
D10D	12"	1.3	5.9	\$58
D10C	14"	1.3	6.2	\$58
D10B	16"	1.4	7.6	\$75
D10A	18"	1.5	8.9	\$75
D10X	18"	1.6	12.4	\$89



With Casters				
D16B	16"	1.4	9.4	\$127
D16A	18"	1.5	12.2	\$127
D16X	18"	1.6	13.8	\$140

With Book Rack - Always Ships Fully Cartoned



Base Model	Seat Height	Chairs Per Ctn	Cubes Each Ctn	Lbs Each Ctn	List Price Each
D15B	16"	2	4.7	12.3	\$144
D15A	18"	2	5.9	14.4	\$144
D15X	18"	2	6.7	16.5	\$158

Model Builder

Base Model	1st Option Glide	2nd Option Frame Color	3rd Option Shell Color
	Nylon (3) \$0 Steel (1) \$0 Non-Skid (2) \$7 Felt (F) \$7 Boot Indigo (M) \$7 Onyx (D) \$7 Graphite (G) \$7 Ruby Red (V) \$7 Casters, Hardwheel (H) \$0	Chrome (5) \$0 Titanium (4) \$0 Black (7) \$0	See page 9
D10A	3	4	M

Model Example: D10A.3.4.M

Four Leg Stacking Chair

FULLY CARTONED



Application & Specification Rules

> NOTE MODELS ARE FOR CARTON QUANTITIES

> Carton pack models for LTL Shipments

> Chairs stack to 10 high, caster chairs stack 4 high

> Carton Pack models are priced and sold as 5-packs only.

> By ordering a quantity of one (1) you will receive 5 chairs



Base Model	Description	Seat Height	Chairs Per Ctn	Cubes Ctn	Lbs Ctn	Carton Price
D10DC	5-Chairs, Fully Cartoned	12"	5	6.9	33.0	\$299
D10CC	5-Chairs, Fully Cartoned	14"	5	6.9	37.5	\$299
D10BC	5-Chairs, Fully Cartoned	16"	5	9.9	45.0	\$394
D10AC	5-Chairs, Fully Cartoned	18"	5	13.2	55.5	\$394
D10XC	5-Chairs, Fully Cartoned	18"	5	19	69.5	\$469



With Casters

D16BC	4-Chairs, Fully Cartoned	16"	4	9.9	40.0	\$531
D16AC	4-Chairs, Fully Cartoned	18"	4	13.2	54.3	\$531
D16XC	4-Chairs, Fully Cartoned	18"	4	19	62.7	\$581

Model Builder

Base Model	•	1st Option Glide	•	2nd Option Frame Color	•	3rd Option Shell Color
		Nylon (3) \$0 Steel (1) \$0 Non-Skid (2) \$7 Felt (F) \$7 Boot Indigo (M) \$7 Onyx (D) \$7 Graphite (G) \$7 Ruby Red (V) \$7 Casters, Hardwheel (H) \$0		Chrome (5) \$0 Titanium (4) \$0 Black (7) \$0		See page 9
D10AC	•	3	•	4	•	M

Model Example: D10AC.3.4.M

Application & Specification Rules

> Ships without cartons on truckloads

> Chrome finish only

> Chairs stack 10-high



Base Model	Seat Height	Units Per Ctn	Cubes Each Unctn	Lbs Each Unctn	Price Each
D00A	18"	5	1.4	10.2	\$118

Model Builder

Base Model	•	1st Option Glide	•	2nd Option Frame Color	•	3rd Option Shell Color
		None (X) \$0		Chrome (5) \$0		See page 9
D00A	•	X	•	5	•	9G

Model Example: D00A.X.5.9G

Sled Stacking Chair - **FULLY CARTONED**> **NOTE MODELS ARE FOR CARTON QUANTITIES**

> By ordering a quantity of one (1) you will receive 5 chairs

> Carton Pack models are priced and sold as 5-packs only

> Carton pack models for LTL shipments

> Chairs stack 10 high



Base Model	Description	Seat Height	Chair Per Ctn	Cubes Ctn	Lbs Ctn	List Price Each
D00AC	5-Chairs, Fully Cartonned	18"	5	14.2	56.5	\$610

Model Builder

Base Model	•	1st Option Glide	•	2nd Option Frame Color	•	3rd Option Shell Color
		None (X) \$0		Chrome (5) \$0		See page 9
D00AC	•	X	•	5	•	9G

Model Example: D00AC.X.5.9G



Application & Specification Rules

- > Always ships fully cartoned
- > Must order in multiples of 4 (full carton quantity)
- > Chairs stack 4 high



Base Model	Seat Height	Units Per Ctn	Cubes Each	Lbs Each	Price Each
D30C	14"	4	2.7	10.68	\$141
D30B	16"	4	3.1	12.7	\$143
D30A	18"	4	3.9	15.38	\$145
D30X	18"	4	5.0	16.5	\$165

Model Builder									
Base Model	.	1st Option Glide		.	2nd Option Frame Color		.	3rd Option Shell Color	
		Nylon (3)	\$0		Chrome (5)	\$0		See page 9	
		Steel (1)	\$0		Titanium (4)	\$0			
		Non-Skid (2)	\$7		Back (7)	\$0			
		Felt (F)	\$7						
D30B	.	3		.	4		.	Z	

Model Example: D30B.3.4.Z



Application & Specification Rules

- > Always ships fully cartoned, one unit per carton
- > Five-star base, black only
- > Lab stool includes 18" diameter metal foot ring.
10" adjustment range, 8" to 18" from floor
- > Available with hard-wheel caster or bell glides
- > Pneumatic height adjustment.



Base Model	Description	Seat Height	Units Per Ctn	Cubes Each	Lbs Each	List Price
Task Chair						
DP9B	A shell size	15" - 20"	1	6.2	22.3	\$206
DP9A	A shell size	17" - 22"	1	6.2	22.3	\$206
DP9X	A+ shell size	17" - 22"	1	6.2	23.5	\$232



Swivel Stool						
DL9A	A shell size	24" - 34"	1	6.2	29.0	\$232
DL9X	A+ shell size	24" - 34"	1	6.2	30.2	\$258

Model Builder

Base Model	.	1st Option Glide/Caster	.	2nd Option Shell Color
		Hard Wheel Caster (H) Bell Glide (B)	\$0 \$0	See page 9
DL9A	.	H	.	M

Model Example: DL9A.H.M



Application & Specification Rules

- > Always ships fully cartoned
- > Include foot rest, non-adjustable
- > Seat swivels 360-degrees
- > Must order in multiples of 2 (full carton quantity)



Base Model	Shell Size	Seat Height	Units Per Ctn	Cubes Each	Lbs Each	Price Each
D99A	A	25" - 33"	2	5.0	22.7	\$235
D99X	A+	25" - 33"	2	5.0	23.4	\$252

Model Builder

Base Model	• 1st Option Glide	• 2nd Option Frame Color	• 3rd Option Shell Color
	Nylon (3) \$0 Steel (1) \$0 Non-Skid (2) \$7 Felt (F) \$7 Boot Indigo (M) \$7 Onyx (D) \$7 Graphite (G) \$7 Ruby Red (V) \$7	Chrome (5) \$0 Black (7) \$0 Titanium (4) \$0	See page 9
D99A	• 3	• 5	• M

Model Example: D99A.3.5.M



Application & Specification Rules

- > Always ships fully cartoned
- > Must be ordered in multiples of 4 (full carton quantities)
- > Available with nylon or steel glides



Base Model	Description	Seat Height	Max Units Per Ctn	Cubes Each Ctn	Lbs Each Ctn	List Price Each
DS0A	Armless	18"	4	3.0	15.0	\$174

Dolly



Base Model	Description	Units Per Ctn	Cubes Each Ctn	Lbs Each Ctn	List Price
0162	> Discover HD Stacker (DS0A) Only > 20 chair maximum capacity > Black Only	1	5.0	20.0	\$462

Model Builder | HD Stack Chair

Base Model	•	1st Option Glide	•	2nd Option- Frame Color	•	3rd Option Shell Color
		Nylon (4) \$0 Steel (1) \$0		Chrome (5) \$0 Titanium (4) \$0		See page 9
DSOA	•	4	•	4	•	B

Model Example: DSOA.4.4.B

Application & Specification Rules

- > Four leg and caster chairs ship without cartons on truckloads
- > ONLY caster chairs available with 50mm dual wheel casters. Use code (H) in glide option field below
- > Four leg chairs stack to 10 high
Caster chairs stack 4 high
- > Bookrack chairs must be ordered in multiples of 2 (full carton quantities)
- > Bookrack chairs always ship fully cartoned



Base Model	Seat Height	Cubes Each Unctn	Lbs Each Unctn	List Price Each
7101	11½"	1.0	4.75	\$55
7103	13½"	1.0	5.4	\$55
7105	15½"	1.1	7.3	\$72
7107	17½"	1.2	9.2	\$72



With Casters

7167	17½"	1.2	11.4	\$122
------	------	-----	------	-------

With Book Rack - Always Ships Fully Cartoned



Base Model	Seat Height	Chairs Per Ctn	Cubes Each Ctn	Lbs Each Ctn	List Price Each
7155	15½"	2	4.8	12.0	\$141
7157	17½"	2	5.9	14.4	\$141

Model Builder

Base Model	•	1st Option Glide	•	2nd Option Frame Color	•	3rd Option Shell Color
		Nylon (3) \$0		Chrome (5) \$0		See page 9
		Steel (1) \$0		Black (7) \$0		
		Non-Skid (2) \$7		Titanium (4) \$0		
		Felt (F) \$7				
		Boot				
		Indigo (M) \$7				
		Onyx (D) \$7				
		Graphite (G) \$7				
		Ruby Red (V) \$7				
		Casters, Hardwheel (H) \$0				
7107	•	3	•	4	•	M

Model Example: 7107.3.4.M

Application & Specification Rules

> **NOTE MODELS ARE FOR CARTON QUANTITIES**

> Carton pack models for LTL shipments

> All chairs stack to 10 high

> 7167 ONLY available with 50mm dual-wheel casters, standard black only. Specify option code H in the glide field below

> Carton pack models are priced and sold as 5 packs or 6 packs only (model dependent)

> By ordering a quantity of one (1) you will receive 5-6 chairs (model dependent)



Base Model	Description	Seat Height	Chairs Per Ctn	Cubes Ctn	Lbs Ctn	List Price
7101C	6-Chairs, Fully Cartonned	11 1/2"	6	6.9	32.0	\$299
7103C	5-Chairs, Fully Cartonned	13 1/2"	5	6.9	30.5	\$299
7105C	5-Chairs, Fully Cartonned	15 1/2"	5	9.9	41.0	\$382
7107C	5-Chairs, Fully Cartonned	17 1/2"	5	13.2	51.5	\$382
With Casters						
7167C	5-Chairs, Fully Cartonned	17 1/2"	5	13.2	70.0	\$632

Model Builder

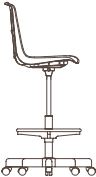
Base Model	• 1st Option Glide	• 2nd Option Frame Color	• 3rd Option Shell Color
	Nylon (3) \$0 Steel (1) \$0 Non-Skid (2) \$7 Felt (F) \$7 Boot Indigo (M) \$7 Onyx (D) \$7 Graphite (G) \$7 Ruby Red (V) \$7 Casters, Hardwheel (H) \$0	Chrome (5) \$0 Black (7) \$0 Titanium (4) \$0	See page 9
7107C	• 3	• 4	• N

Model Example: 7107C.3.4.N



Application & Specification Rules

- > Always ships fully cartoned, one unit per carton
- > Lab stool includes 18" diameter metal foot ring.
10" adjustment range, 8" to 18" from floor
- > Five-star base, black only



Base Model	Seat Height	Units Per Ctn	Cubes Each	Lbs Each Ctn	List Price
Task Chair					
7P90	16 ¼" - 20 ¾"	1	6.2	18.0	\$196
Swivel Stool					
7L90	23" - 33"	1	6.2	24.7	\$222

Model Builder

Base Model	• 1st Option Glide/Caster	• 2nd Option Shell Color
	Hard Wheel Caster (H) \$0 Bell Glide (B) \$0	See page 9
7L90	• B	• M

Model Example: 7L90.B.M



Application & Specification Rules

- > Always ships fully cartoned
- > Must order in multiples of 4 (full carton quantity)
- > 13.5" diameter seat



Base Model	Description	Seat Height	Units Per Ctn	Cubes Each	Lbs Each	Price Each
0801	Standard Adjustable I Poly Seat	19" - 27 1/2"	4	2.0	13.0	\$148
0802	Standard Adjustable I Poly Seat	23 1/2" - 32"	4	2.0	14.0	\$164

Model Builder

Base Model	•	1st Option Glide	•	2nd Option Frame Color	•	3rd Option Seat Color
		Nylon (3) \$0 Steel (1) \$0 Non-Skid (2) \$7 Felt (F) \$7 Boot Indigo (M) \$7 Onyx (D) \$7 Graphite (G) \$7 Ruby Red (V) \$7		Chrome (5) \$0 Titanium (4) \$0 Black (7) \$0		See page 9
0801	•	3	•	5	•	M

Model Example: 0801.3.5.M

artcobell



Base Model	Description	Units Per Ctn	Cubes Each Ctn	Lbs Each Ctn	List Price
2-Wheel Universal					
016U	> Reference application guide below to determine compatible chair series. > Lifts under the seat	1	11.3	31.0	\$416

CHAIR DOLLY APPLICATION GUIDE		2-Wheel Universal	4-Wheel
Product Line	Product Series	016U	0162
Uniflex	7100 Series Four Leg Stacking Chairs	10-Chairs	N/A
	7100 Series Four Leg Stacking Music Chairs	10-Chairs	N/A
	7000 Series Sled Stacking Chairs	10-Chairs	N/A
Discover	D100 Series Four Leg Stacking Chairs	10-Chairs	N/A
	D000 Series Sled Stacking Chairs	10-Chairs	N/A
	D300 Series Cantilever Chairs	4-Chairs	N/A
	HD Stack Chair	N/A	20-Chairs
Alphabet	Four Leg Chairs	4-Chairs	N/A
	Cantilever Chairs	4-Chairs	N/A
Solid Plastic	X-Series Four Leg Chair	4-Chair	N/A

STUDENT DESKS

Whether you learn best in pairs, small groups, or individually, discover how any learning space can be customized. It's all about voice and choice. Reconfigure every week, day or even hour. Personalization has never been this flexible!

STATEMENT OF LINE – 29

FLIP TOP - 36

SHAPE DESKS – 32

CANTILEVER – 36

T-LEG SHAPE DESKS – 33

STUDY CARREL – 37

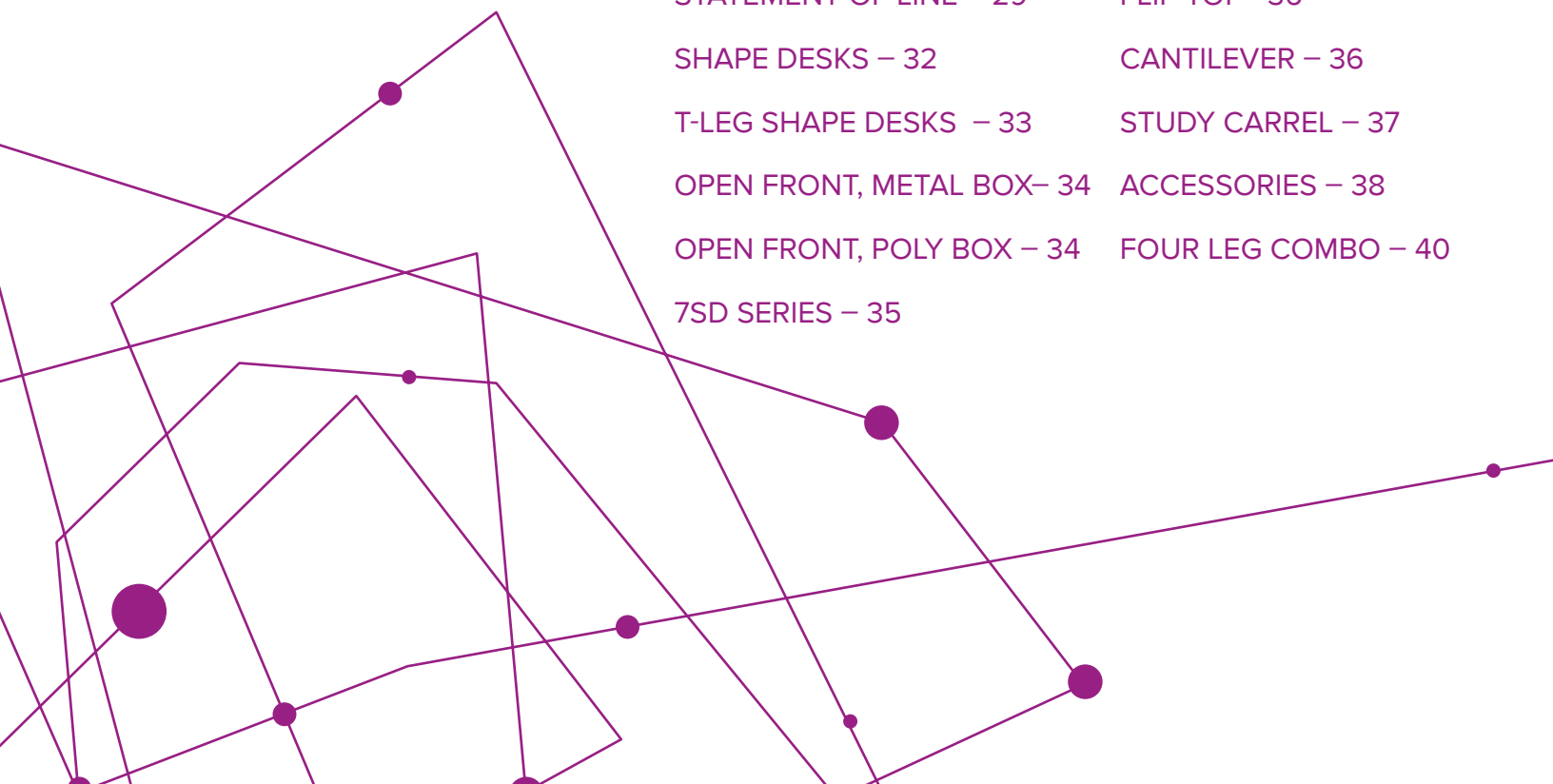
OPEN FRONT, METAL BOX– 34

ACCESSORIES – 38

OPEN FRONT, POLY BOX – 34

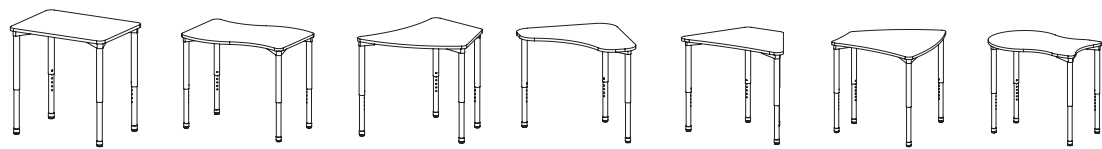
FOUR LEG COMBO – 40

7SD SERIES – 35



STATEMENT OF LINE

STUDENT DESKS



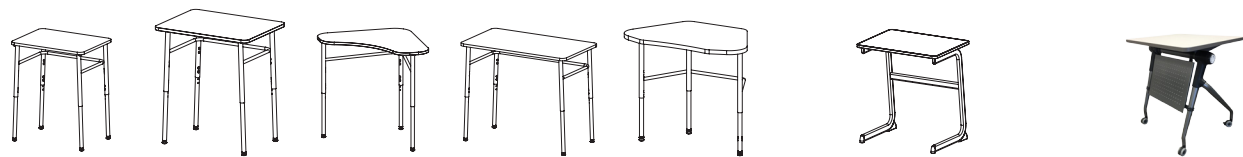
Rectangle Expanse Aperture Tri-Top Trapezoid 6 Kite Beta

Shape Desks



Expanse Rectangle DA0D R90D D75A

T-Leg Shape Desks **Open Front | Poly & Metal Box** **Four Leg Combo**




7SD4A0 7SD4A6 7SD3A 7SD4AD 7SD4AT 20" x 26" Beta + Rectangle

7SD Series **Cantilever Desk** **Flip Top**

Standard - Laminates




Bannister Oak
08



Blue Agave
U9




Crisp Linen
4E



Flax Linen
5T




Fusion Maple
7M



Grey Glace
18



High Rise
3E




Island
1E



New Age Oak
3L




Nepal Teak
72



Pressed Linen
5S




Sprout
T5



Tailored Linen
5R



Tangerine
T4



Ocean
1G

Premium + Markerboard - Laminates



Portico Teak
7P



5th Ave Elm
AE




White Cypress
3M

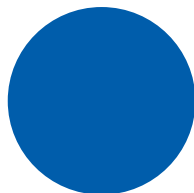


Grey Elm
3K

Markerboard



Sol
WY



Spectrum Blue
WB



Vibrant Green
WG




Markerboard White
W5


*Subject to current lead times.

Due to pattern scale and color variations in computer monitors and printers, we strongly suggest you view actual samples before making surface material selections.


Poly Colors - DA0D




Apple Green
9E




Azure
Z




Blueberry
9H




Clover
DG




Graphite
G




Navy Indigo
M



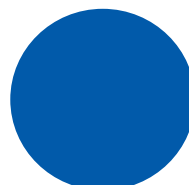
Onyx
D




Purple Iris
93




Reef
DT




Royal Blue
9B




Ruby Red
V




Squash
9L



Sunset Orange
9S



Taupe
T



Wine
AM

Solid Plastic



Sugar Maple
D



Grey Spectrum
J



Beige
4

*Subject to current lead times.


Metal Frames



Titanium
4



Chrome
5



Black
7

Due to pattern scale and color variations in computer monitors and printers, we strongly suggest you view actual samples before making surface material selections.

Application & Specification Rules

> Tops and legs are specified and priced separately.
See below for leg kits

> Tops are NOT pre-drilled for accessories



> Accessories are specified separately.
See pages 38-39

> Always ships fully cartoned, one top per carton

> 3/4" Core

	Base Model	Top Material Edge	Units Per Ctn	Cubes Each	Lbs Each	List Price Standard Laminates	List Price Premium/Markerboard	Number of Legs Required
	Rectangle 20" x 26"							
	DST-RC2026E	Laminate Banded Flat Edge (E)	1	.95	15.6	\$150	\$188	4
	Rectangle 20" x 36"							
	DST-RC2036E	Laminate Banded Flat Edge (E)	1	1.66	22.6	\$181	\$219	4
	Expanse 22" x 32"							
	DST-EX2232E	Laminate Banded Flat Edge (E)	1	1.12	18.4	\$181	\$219	4
	Aperture 18" x 30"							
	DST-API830E	Laminate Banded Flat Edge (E)	1	1.41	17.1	\$171	\$210	4
	Tri-Top 28" x 28"							
	DST-TT2828E	Laminate Banded Flat Edge (E)	1	1.26	21.4	\$175	\$211	3
	Trapezoid 6 20" x 32"							
	DST-T6E	Laminate Banded Flat Edge (E)	1	1.06	14.0	\$159	\$195	4
	Kite							
	DST-KT3032E	Laminate Banded Flat Edge (E)	1	1.50	18	\$212	\$250	4
	Beta							
	DST-BT2233E	Laminate Banded Flat Edge (E)	1	1.20	18.5	\$201	\$239	4

Leg Kit + Accessories

	Base Model	Description	Units Per Ctn	Cubes Each Ctn	Lbs Each Ctn	List Price
	Post Leg Kits for Shape Student Desk Tops					
	DSLP-4AAP.3.4	22" - 34" Adjustable Legs, 4-Pack, Nylon glide, Titanium	4 pack	.61	14.0	\$102
	DSLP-4AAP.3.7	22" - 34" Adjustable Legs, 4-Pack, Nylon glide, Black	4 pack	.61	14.0	\$102
	Casters (Post Legs ONLY)					
	TA-CPS37T4	37mm Casters, 4-Pack, Black	4 Pack	.10	.85	\$28



Model Builder

Base Model	•	1st Option Top Laminate	•	2nd Option Edge Color
		See page 30		Titanium (4) Black (0)
DST-EX2232E	•	7M	•	4

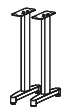
Model Example: DST-EX2232E.7M.4

Application & Specification Rules

- > Tops and legs are specified and priced separately. See below for leg kits
- > Always ships fully cartoned, one top per carton
- > Tops are NOT pre-drilled for accessories
- > Accessories are specified separately. See pages 38-39
- > 3/4" Core

	Base Model	Top Material Edge	Units Per Ctn	Cubes Each	Lbs Each	List Price Standard Laminates	List Price Premium/Markerboard	Number of Legs Required
	Rectangle 20" x 26"							
	DST-RC2026E	Laminate Banded Flat Edge (E)	1	.95	15.6	\$150	\$188	4
	Rectangle 20" x 36"							
	DST-RC2036E	Laminate Banded Flat Edge (E)	1	1.66	22.6	\$181	\$219	4
	Expanse 22" x 32"							
	DST-EX2232E	Laminate Banded Flat Edge (E)	1	1.12	18.4	\$181	\$219	4

Leg Kit



Base Model	Description	Units Per Ctn	Cubes Each Ctn	Lbs Each Ctn	List Price
T-Leg Kits for Shape Student Desk Tops					
DSLK-2F29G.4	29" Fixed Height, 2-Pack, Nylon glide, Titanium	2 pack	.90	10.0	\$278
DSLK-2F29G.7	29" Fixed Height, 2-Pack, Nylon glide, Black	2 pack	.90	10.0	\$278

Model Builder

Base Model	•	1st Option Top Laminate	•	2nd Option Edge Color
		See page 30		Titanium (4) Black (0)
DST-EX2232E	•	7M	•	4

Model Example: DST-EX2232E.7M.4

Open Front Desk | Poly Book Box

Application & Specification Rules

- > Always ships fully cartoned, two units per carton
- > Must order in multiples of 2 (full carton quantity)
- > Fully integrated polypropylene book box
- > Ships KD, field installation of legs required
- > 3/4" Core
- > When selecting a markerboard laminate, you must specify base model with banded flat edge (E)



Base Model	Size	Top Material Edge	Height	Units Per Ctn	Cubes Each	Lbs Each	List Price Standard Laminates	List Price Premium/Markerboard
DA0D3	18" x 24"	Laminate Clear Edge (3)	22" - 30"	2	1.9	21.9	\$110	\$145
DA0DE	18" x 24"	Laminate Banded Flat Edge (E)	22" - 30"	2	1.9	21.9	\$140	\$175
DA0DS	18" x 24"	Solid Plastic (S)	22" - 30"	2	1.9	24.9	\$168	N/A
DA0E3	20" x 26"	Laminate Clear Edge (3)	22" - 30"	2	2.4	21.9	\$131	\$168
DA0EE	20" x 26"	Laminate Banded Flat Edge (E)	22" - 30"	2	2.4	21.9	\$163	\$200
DA0ES	20" x 26"	Solid Plastic (S)	22" - 30"	2	2.4	24.9	\$197	N/A

Model Builder

Base Model	1st Option Glide	2nd Option Frame Color	3rd Option Book Box Color	4th Option Top Color
	Nylon (3) \$0	Chrome (5) \$0 Black (7) \$0 Titanium (4) \$0	See page 31 \$0	See page 30
DA0D3	3	5	M	7M

Model Example: DA0D3.3.5.M.7M

Open Front Desk | Metal Book Box

Application & Specification Rules

- > Always ships fully cartoned
- > Must order in multiples of 2 (full carton quantities)
- > Requires field installation of leg inserts
- > Fully integrated metal book box, matches specified frame color
- > When selecting a markerboard laminate, you must specify base model with banded flat edge (E)
- > 3/4" Core



Base Model	Size	Top Material Edge	Height	Units Per Ctn	Cubes Each	Lbs Each	List Price Standard Laminates	List Price Premium/Markerboard
R90D3	18" x 24"	Laminate Clear Edge (3)	22" - 30"	2	3.2	28.0	\$144	\$179
R90DE	18" x 24"	Laminate Banded Flat Edge (E)	22" - 30"	2	3.2	28.0	\$174	\$209
R90DS	18" x 24"	Solid Plastic (S)	22" - 30"	2	3.2	32.0	\$202	N/A
R90E3	20" x 26"	Laminate Clear Edge (3)	22" - 30"	2	3.9	29.4	\$173	\$210
R90EE	20" x 26"	Laminate Banded Flat Edge (E)	22" - 30"	2	3.9	29.4	\$205	\$242
R90ES	20" x 26"	Solid Plastic (S)	22" - 30"	2	3.9	34.2	\$239	N/A

Model Builder

Base Model	1st Option Glide	2nd Option Frame Color	3rd Option Top Color
	Nylon (3) \$0	Black (7) \$0 Titanium (4) \$0	See page 30
R90D3	3	7	7M

Model Example: R90D3.3.7.7M

Application & Specification Rules

- > Always ships fully cartoned, two units per carton
- > Desks require field installation of lower leg inserts
- > Accessories are specified and priced separately. All accessories are field installed
- > Must order in multiples of 2 (full carton quantity)
- > Accommodates a variety of book box and backpack hook accessories. See page 38
- > When selecting a markerboard laminate, you must specify base model with banded flat edge (E)
- > 3/4" Core



Base Model	Top Material Edge	Height	Units Per Ctn	Cubes Each	Lbs Each	List Price Standard Laminates	List Price Premium/Markerboard
Four Leg Student Desk Rectangle 18" x 24"							
7SD4A03	Laminate Clear Edge (3)	Adjustable 22" - 30"	2	2.63	20.0	\$125	\$160
7SD4A0E	Laminate Banded Flat Edge (E)	Adjustable 22" - 30"	2	2.63	20.0	\$155	\$190
7SD4A0S	Solid Plastic (S)	Adjustable 22" - 30"	2	2.63	22.0	\$183	N/A
7SD4H03	Laminate Clear Edge (3)	Adjustable 34" - 42"	2	5.5	26.0	\$171	\$206
7SD4H0E	Laminate Banded Flat Edge (E)	Adjustable 34" - 42"	2	5.5	26.0	\$201	\$236
7SD4H0S	Solid Plastic (S)	Adjustable 34" - 42"	2	5.5	28.0	\$229	N/A



Four Leg Student Desk Rectangle 20" x 26"							
7SD4A63	Laminate Clear Edge (3)	Adjustable 22" - 30"	2	2.90	21.0	\$154	\$191
7SD4A6E	Laminate Banded Flat Edge (E)	Adjustable 22" - 30"	2	2.9	21.0	\$186	\$223
7SD4A6S	Solid Plastic (S)	Adjustable 22" - 30"	2	2.90	23.0	\$220	N/A
7SD4H63	Laminate Clear Edge (3)	Adjustable 34" - 42"	2	5.5	27.0	\$200	\$237
7SD4H6E	Laminate Banded Flat Edge (E)	Adjustable 34" - 42"	2	5.5	27.0	\$232	\$269
7SD4H6S	Solid Plastic (S)	Adjustable 34" - 42"	2	5.5	29.0	\$266	N/A



Four Leg Student Desk Rectangle 20" x 36" Wheelchair Accessible							
7SD4AD3	Laminate Clear Edge (3)	Adjustable 26" - 34"	2	5.5	29.0	\$221	\$261
7SD4ADE	Laminate Banded Flat Edge (E)	Adjustable 26" - 34"	2	5.5	29.0	\$266	\$296



Tri-Top 28" x 28"							
7SD3A3	Laminate Clear Edge (3)	Adjustable 22" - 30"	2	4.2	24.0	\$159	\$199
7SD3AE	Laminate Banded Flat Edge (E)	Adjustable 22" - 30"	2	4.2	24.0	\$194	\$234
7SD3AS	Solid Plastic (S)	Adjustable 22" - 30"	2	4.2	26.0	\$261	N/A
7SD3H3	Laminate Clear Edge (3)	Adjustable 34" - 42"	2	9.0	26.0	\$205	\$245
7SD3HE	Laminate Banded Flat Edge (E)	Adjustable 34" - 42"	2	9.0	26.0	\$240	\$280
7SD3HS	Solid Plastic (S)	Adjustable 34" - 42"	2	9.0	28.0	\$307	N/A



Trapezoid 20" x 32"							
7SD4AT3	Laminate Clear Edge (3)	Adjustable 22" - 30"	2	4.1	25.0	\$166	\$206
7SD4ATE	Laminate Banded Flat Edge (E)	Adjustable 22" - 30"	2	4.1	25.0	\$201	\$241
7SD4ATS	Solid Plastic (S)	Adjustable 22" - 30"	2	4.1	27.0	\$251	N/A
7SD4HT3	Laminate Clear Edge (3)	Adjustable 34" - 42"	2	8.9	27.0	\$212	\$252
7SD4HTE	Laminate Banded Flat Edge (E)	Adjustable 34" - 42"	2	8.9	27.0	\$247	\$287
7SD4HTS	Solid Plastic (S)	Adjustable 34" - 42"	2	8.9	29.0	\$297	N/A

Model Builder

Base Model	• 1st Option Glide	• 2nd Option Frame Color	• 3rd Option Top Color	• 4th Option Band Color
	Nylon (3) \$0	Titanium (4) \$0 Chrome (5) \$0 Black (7) \$0	See page 30	Titanium (4) Black (0)
7SD4A03	• 3	• 4	• 7M	•

Model Example: 7SD4A03.3.4.7M

4100 Series | Cantilever Desks

Application & Specification Rules

> Always ships fully cartoned

> Must order in multiples of 2 (full carton quantity)

> Accommodates a variety of book box and backpack hook accessories. See page 38

> Accessories are specified and priced separately.
All accessories are field installed

> 3/4" Core



Base Model	Size	Top Material Edge	Height	Units Per Ctn	Cubes Each	Lbs Each	List Price Standard Laminates	List Price Premium/Markerboard
4F276E	20" x 26"	Laminate Banded Flat Edge (E)	Fixed, 27"	2	6.4	31.0	\$234	\$272
4F276S	20" x 26"	Solid Plastic (S)	Fixed, 27"	2	6.4	32.0	\$300	N/A
4F296E	20" x 26"	Laminate Banded Flat Edge (E)	Fixed, 29"	2	6.4	34.0	\$234	\$272
4F296S	20" x 26"	Solid Plastic (S)	Fixed, 29"	2	6.4	35.0	\$300	N/A

Model Builder

Base Model	•	1st Option Glide	•	2nd Option Frame Color	•	3rd Option Top Color	•	4th Option Edge Color
		Nylon (3) \$0		Titanium (4) \$0 Black (7) \$0		See page 30		Titanium (4) Black (0)
4F296E	•	3	•	4	•	7M	•	4

Model Example: 4F296E.3.4.7M.4

Flip Top Desks

Application & Specification Rules

> Always ships fully cartoned

> Must order in multiples of 2 (full carton quantity)

> Ships fully assembled

> 3/4" Core

NEW!



Base Model	Size	Top Material Edge	Height	Units Per Ctn	Cubes Each	Lbs Each	List Price Standard Laminates	List Price Premium/Markerboard
FTBT2232E	22" X 33"	Laminate Banded Flat Edge (E)	29"	2	7.5	40.0	\$420	\$458
FTRC2228E	22" X 28"	Laminate Banded Flat Edge (E)	29"	2	6.5	40.0	\$400	\$435

Model Builder

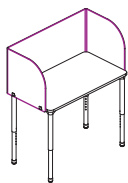
Base Model	•	1st Option Frame Color	•	2nd Option Top Color	•	3rd Option Edge Color
		Titanium (4) \$0		See page 30		Titanium (4) Black (0)
FTBT2232E	•	4	•	7M	•	4

Model Example: FTBT2232E.H.4.7M.4



Application & Specification Rules

- > For use with the following Student Desks:
DST-RC2036E
- > Dry erase marker compatible
- > Must order multiples of 2 (full carton quantity)
- > 1-piece opaque white acrylic study carrel screen
- > Screen is 16" above work surface when installed
- > Price and specifications for SCREEN ONLY.
Desk is priced and specified separately.
- > Brackets standard in Titanium finish only








Base Model	Description	Units Per Ctn	Cubes Each	Lbs Each	Price Each
TA-SCA1737W	Opaque White Acrylic, 37"w x 18"d x 17"h	2	3.8	13.5	\$510

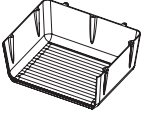

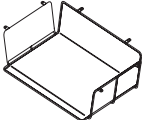

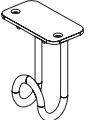
Application & Specification Rules

> NOTE CARTON QUANTITIES. All book box models are 4-packs. For example, ordering one (1) TA-BBW20 you will receive four (4) book boxes. Back pack hooks are sold individually and packed to order.

> All accessories require field installation. Student desk tops are NOT pre-drilled
> No color specification is required.

> Includes mounting hardware


	Base Model	Description	Units Per Ctn	Cubes Each Ctn	Lbs Each Ctn	List Price
	Poly Translucent Book Box, 4-Pack					
	TA-BBP17	17.13"w x 13.25"d x 5.5"h	4-pack	3.1	12.0	\$193
	Wire Book Box, 4-Pack					
	TA-BBW15	15"w x 13.25"d x 5.25"h, Chrome	4-pack	1.9	10.0	\$139
	TA-BBW20	20"w x 18.5"d x 5.25"h, Chrome	4-pack	3.2	16.0	\$178
	Perforated Metal Book Box, 4-Pack					
	TA-BBM16	16"w x 13.22"d x 5.13"h, Titanium	4-pack	1.6	14.0	\$262
	TA-BBM22	21.75"w x 14.25"d x 5.13"h, Titanium	4-pack	3.8	17.0	\$262
	Full Metal Book Box, 4-Pack					
	TA-BBFM17	17"w x 14.0"d x 5"h, Titanium	4-pack	3.1	19.4	\$262
	Backpack Hook, Single Pack					
	TA-BPH1	2.25"w x 1.22"d x 2.35"h, Chrome	1	0.1	0.1	\$12

APPLICATION GUIDE							
	POLY	WIRE		PERFORATED METAL		FULL METAL	HOOK
	Universal	Small	Large	Small	Large		
Model Number	TA-BBP17	TA-BBW15	TA-BBW20	TA-BBM16	TA-BBM22	TA-BBFM17	TA-BPH1
Width	17.13"w	15"w	20.0"w	16"w	21.75"w	17.5" w	2.25"w
Depth	13.25"d	13.25"d	18.5"d	13.22"d	14.25"d	14.0" d	1.22"d
Height	5.5"h	5.25"h	5.25"h	5.13"h	5.13"h	5.0" h	2.35"h
18" x 24" (7SD4A0)	YES	YES	NO	YES	NO	YES	YES
20" x 26" (7SD4A6)	YES	YES	NO	YES	NO	YES	YES
Tri- Top (7SD3A)	YES	YES	NO	YES	NO	YES	YES
Shape Student Desks ALL tops	YES	YES	NO	YES	NO	YES	YES
Shape Student Desk 20" x 36" ONLY	YES	YES	YES	YES	YES	YES	YES
4100 Series Cantilever Desk	YES	YES	YES	YES	YES	YES	YES

Markerboard, Hand-Held

Application & Specification Rules

- > Markerboard is durable 1-piece opaque white acrylic
- > Priced and sold as six (6) packs only
- > Use with desk mounting brackets (specified and priced separately)



Base Model	Description	Units Per Ctn	Cubes Each Ctn	Lbs Each Ctn	List Price
MSCA-SK1216.W	Opaque white acrylic 12"w x 16"d	6 PK	.43	13.0	\$391

Mounting Brackets, Desk/Table Hanging

Application & Specification Rules

- > Metal brackets are standard in Titanium finish only
- > Includes mounting hardware for field installation only
- > Priced and sold as four (4) packs only
- > Use with hand-held markerboards (specified and priced separately)
- > Easily mounts to the underside of most tables and student desks
- > Holds 1-2 markerboards per bracket




Base Model	Description	Units Per Ctn	Cubes Each Ctn	Lbs Each Ctn	Carton Price
MBH-DMB1.4	Bracket, Desk/Table Hanging, 4-Pack	4-pack	0.1	1.4	\$83

Movable Screen

Application & Specification Rules

- > Durable 1-piece opaque white acrylic screen
- > Self standing, no mounting required
- > Integrated handle for easy carrying
- > Standard with powder coated metal stand
- > Screen and base stand come pre assembled
- > Base stand is standard in Titanium finish only
- > 18"w x 3.5"d x 13"h
- > Dry erase marker compatible

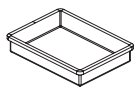


Base Model	Description	Units Per Ctn	Cubes Each Ctn	Lbs Each Ctn	List Price
TA-MSA1318.W	Opaque White, Acrylic, 18"w x 3.5"d x 13"h	1	0.62	4.6	\$177

Tote Tray & Rails

Application & Specification Rules

- > Trays are 16.5"D
- > Trays are priced and specified as kits only
- > Trays are standard with integrated front handle



Base Model	Description	Units Per Ctn	Cubes Each Ctn	Lbs Each Ctn	List Price
TA-TTR.2	Tote Tray Rails	2 PK	.5	1.0	\$78
TA-TTR.6	Tote Tray Rails	6 PK	1.0	3.0	\$225
MSCA-TK1203.T	Makerspace, Tray Kit, 3"h x 12"w, Translucent, 6-Pack	6 PK	1.6	10.6	\$183
MSCA-TK1206.T	Makerspace, Tray Kit, 6"h x 12"w, Translucent, 6-Pack	6 PK	2.8	14.4	\$285
MSCA-TK1212.T	Makerspace, Tray Kit, 12"h x 12"w, Translucent, 2-Pack	2 PK	2.8	14.4	\$115

Application & Specification Rules

- > Always ships fully cartoned, two units per carton
- > Standard with fixed chrome wire book rack
- > When selecting a markerboard laminate, you must specify base model with banded flat edge (E)
- > Must order in multiples of 2 (full carton quantities)



Base Model	Top Size	Description Top Material Edge	Height	Units Per Ctn	Cubes Each	Lbs Each	List Price Standard Laminates	List Price Premium/Markerboard
D75A3	18" x 24"	Laminate Clear Edge (3)	18"	2	9.4	33.0	\$234	\$269
D75AE	18" x 24"	Laminate Banded Flat Edge (E)	18"	2	9.4	33.0	\$264	\$299
D75AS	18" x 24"	Solid Plastic (S)	18"	2	9.4	36.0	\$292	N/A

Model Builder

Base Model	•	1st Option Glide	•	2nd Option Frame Color	•	3rd Option Shell Color	•	4th Option Top Color
		Nylon (3) \$0		Chrome (5) \$0 Black (7) \$0 Titanium (4) \$0		See page 31		See page 30
D75A3	•	3	•	5	•	M	•	7M

Model Example: D75A3.3.5.M.7M

MAKER SPACE

A place that not just embraces creativity, but inspires it! Whether it's using a 3-D printer, crafting with cardboard or rolling up your sleeves and getting dirty this is the space to build, share and innovate. If you can imagine it, you can make it!

STATEMENT OF LINE – 42

FRAME – 44

TABLE END PANEL KIT – 45

LOWER SHELF KIT – 45

TABLE TOPS – 46

CABINETS – 47

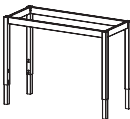
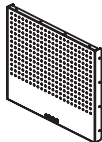


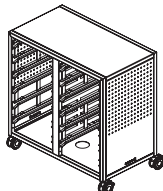
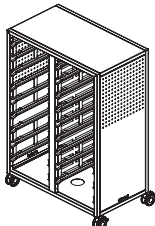
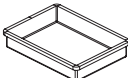
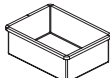
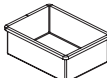
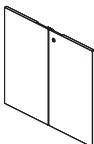
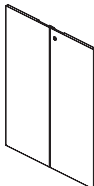
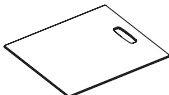


TRAY – 47

SHELF/DOOR KITS – 48

POWER DATA CENTER – 48

STATEMENT OF LINE


MAKERSPACE

				
DTMF-RC (tall adjustable) 25"-42"h	MSTA-EP	MSTA-SL	Rectangle Flat Edge	
Frame	End Panel Kit	Lower Shelf Kit	Table Tops	
				
MSC-230PX 30"h	MSC-242PX 42"h	MSCA-TK1203	MSCA-TK1206	MSCA-TK1212
Cabinets	Tray Kits			
				
MSCA-DK2303	MSCA-DK2423	MSCA-SK1216	PDC-MG22	PDC-MG40
Door Kit		Shelf Kit	Power Data Centers	

Standard - Laminates




Bannister Oak
08



Blue Agave
U9




Crisp Linen
4E



Flax Linen
5T




Fusion Maple
7M



Grey Glace
18



High Rise
3E




Island
1E



New Age Oak
3L




Nepal Teak
72



Pressed Linen
5S




Sprout
T5



Tailored Linen
5R



Tangerine
T4



Ocean
1G

Premium + Markerboard - Laminates



Portico Teak
7P



5th Ave Elm
AE




White Cypress
3M




Grey Elm
3K


Markerboard



Sol
WY



Spectrum Blue
WB



Vibrant Green
WG



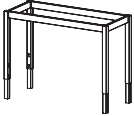
Markerboard White
W5

***Subject to current lead times.**

Due to pattern scale and color variations in computer monitors and printers, we strongly suggest you view actual samples before making surface material selections.

Application & Specification Rules

- > Frame ONLY
- > 2.0" x 2.0" 14-gauge legs with 1" x 3" 14-gauge fully welded unitized legs and frame. 30"d and 36"d frames include two (2) 13 gauge L-channel cross-supports.
- > Frames and tops are priced and specified separately
- > Frames and tops ship in separate cartons, field assembly of tops required
- > Standard with nylon or steel adjustable leveling glides, ¾" range
- > Specify frame/upper leg paint color, lower leg insert is painted to match frame
- > Optional caster packs available for field installation. See page 45
- > Includes attachment hardware for laminate tops



Base Model	Size	Description	Max Units Per Ctn	Cubes Each Ctn	Lbs Each Ctn	List Price Each
DTMF-RC2448S	24" x 48"	25" - 42" Tall Adjustable Leg (S)	2	12.3	54.8	\$482
DTMF-RC2454S	24" x 54"	25" - 42" Tall Adjustable Leg (S)	2	13.9	56.7	\$486
DTMF-RC2460S	24" x 60"	25" - 42" Tall Adjustable Leg (S)	2	15.4	58.6	\$489
DTMF-RC2472S	24" x 72"	25" - 42" Tall Adjustable Leg (S)	2	18.4	52.5	\$500
DTMF-RC3060S	30" x 60"	25" - 42" Tall Adjustable Leg (S)	2	18.9	60.5	\$494
DTMF-RC3072S	30" x 72"	25" - 42" Tall Adjustable Leg (S)	2	22.6	64.4	\$501
DTMF-RC3672S	36" x 72"	25" - 42" Tall Adjustable Leg (S)	2	26.9	66.3	\$509

Model Builder | Frames

Base Model	•	1st Option Glide	•	2nd Option Frame Color
		Nylon (3) \$0 Steel (1) \$6		Black (7) \$0 Titanium (4) \$0
DTMF-RC3672H	•	3	•	7

Model Example: DTMF-RC3672H.3.7

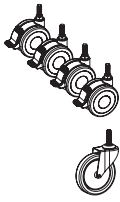
Table Caster Pack

Application & Specification Rules

> Use with all medium or heavy duty table legs

> Adjustable height table may be used with two (2) or four (4) casters

> Adjustable height range with casters varies with caster selection



Base Model	Description	Units Per Ctn	Cubes Ctn	Lbs Ctn	List Price
TA-CPTD3	Locking 4-Pack 75mm	1	0.1	2.0	\$67
TA-MPC2	Locking 2-Pack 4"	1	0.3	10.0	\$49

Table End Panel Kit

Application & Specification Rules

> Use with Makerspace table frame only

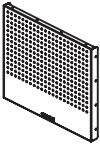
> Kit includes two (2) end panels and mounting hardware

> Field installation required, frames are not pre-drilled

> Makerspace table frame is priced and specified separately

> Standard metal peg-board design, 1/4" holes on 1" centers

> Available in markerboard white finish only



Base Model	Description	Units Per Ctn	Cubes Each Ctn	Lbs Each Ctn	List Price
MSTA-EP2420.W	Makerspace, Table, End Panel Kit, 24"w x 20"h	1-Pair	1.00	21	\$402
MSTA-EP3020.W	Makerspace, Table, End Panel Kit, 30"w x 20"h	1-Pair	1.22	26	\$432
MSTA-EP3620.W	Makerspace, Table, End Panel Kit, 36"w x 20"h	1-Pair	1.47	32	\$462

Lower Shelf Kit

Application & Specification Rules

> Must be used in conjunction with makerspace end panel Kit

> Steel construction with full width square steel tube support on front and back sides

> Shelves may be installed at the same or different heights with backstop facing in or out

> Makerspace table frame and end panels are priced and specified separately

> 12"d and 14"d shelf is standard with a 1.0"h full width back stop

> Shelves mount directly to Makerspace end panels. End panels allow mounting in 1.0" increments

> 16"d shelves used with 24"d tables
12"d shelves used with 30"d tables
14"d shelves used with 36"d tables

> 16"d shelf standard without back stop



Base Model	Description	Units Per Ctn	Cubes Each Ctn	Lbs Each Ctn	List Price
MSTA-SL4816.4	Makerspace, Table, Lower Shelf Kit, 48"w x 16"d, Titanium	1 each	.76	24.0	\$251
MSTA-SL4816.7	Makerspace, Table, Lower Shelf Kit, 48"w x 16"d, Black	1 each	.76	24.0	\$251
MSTA-SL5416.4	Makerspace, Table, Lower Shelf Kit, 54"w x 16"d, Titanium	1 each	.85	27.0	\$271
MSTA-SL5416.7	Makerspace, Table, Lower Shelf Kit, 54"w x 16"d, Black	1 each	.85	27.0	\$271
MSTA-SL6016.4	Makerspace, Table, Lower Shelf Kit, 60"w x 16"d, Titanium	1 each	.94	30.0	\$291
MSTA-SL6016.7	Makerspace, Table, Lower Shelf Kit, 60"w x 16"d, Black	1 each	.94	30.0	\$291
MSTA-SL7216.4	Makerspace, Table, Lower Shelf Kit, 72"w x 16"d, Titanium	1 each	1.13	36.0	\$311
MSTA-SL7216.7	Makerspace, Table, Lower Shelf Kit, 72"w x 16"d, Black	1 each	1.13	36.0	\$311
MSTA-SL6012.4	Makerspace, Table, Lower Shelf Kit, 60"w x 12"d, Titanium	1-Pair	1.25	40.0	\$391
MSTA-SL6012.7	Makerspace, Table, Lower Shelf Kit, 60"w x 12"d, Black	1-Pair	1.25	40.0	\$391
MSTA-SL7212.4	Makerspace, Table, Lower Shelf Kit, 72"w x 12"d, Titanium	1-Pair	1.50	48.0	\$411
MSTA-SL7212.7	Makerspace, Table, Lower Shelf Kit, 72"w x 12"d, Black	1-Pair	1.50	48.0	\$411
MSTA-SL7214.4	Makerspace, Table, Lower Shelf Kit, 72"w x 14"d, Titanium	1-Pair	1.90	60.0	\$431
MSTA-SL7214.7	Makerspace, Table, Lower Shelf Kit, 72"w x 14"d, Black	1-Pair	1.90	60.0	\$431

Application & Specification Rules

- > Top ONLY
- > Use with Makerspace table frames only
- > Epoxy tops are 1" thick
- > Tops and frames are priced and specified separately
- > Tops and frames ship in separate cartons, field assembly of tops required
- > Adhesive is recommended for attachment of epoxy tops. Adhesive must be sourced locally
- > Epoxy tops ship on pallets, black color only

Base Model	Size	Units Per Ctn	Cubes Each Ctn	Lbs Each Ctn	List Price Standard Laminates	List Price Premium/Markerboard
1 1/8" Laminate Flat Edge (F)						
DTMT-RC2448F	24" x 48"	1	3.7	44.4	\$242	\$334
DTMT-RC2454F	24" x 54"	1	4.5	51.7	\$278	\$388
DTMT-RC2460F	24" x 60"	1	4.5	58.9	\$293	\$409
DTMT-RC2472F	24" x 72"	1	5.3	69.7	\$327	\$458
DTMT-RC3060F	30" x 60"	1	5.5	72.6	\$312	\$436
DTMT-RC3072F	30" x 72"	1	6.5	90.6	\$348	\$486
DTMT-RC3672F	36" x 72"	1	7.7	108.2	\$392	\$546
Epoxy (Y)						
DTMT-RC2448Y	24" x 48"	1	1.0	96.0	\$609	n/a
DTMT-RC2454Y	24" x 54"	1	1.1	108.0	\$693	n/a
DTMT-RC2460Y	24" x 60"	1	1.2	120.0	\$769	n/a
DTMT-RC2472Y	24" x 72"	1	1.3	144.0	\$915	n/a
DTMT-RC3060Y	30" x 60"	1	1.4	150.0	\$951	n/a
DTMT-RC3072Y	30" x 72"	1	1.6	180.0	\$1,141	n/a
DTMT-RC3672Y	36" x 72"	1	1.9	216.0	\$1,369	n/a

Model Builder

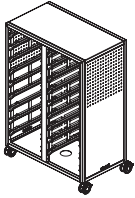
Base Model	Option 1 Top Color	Option 2 Edge Color
	LAMINATES See page 43 EPOXY Black Black Edge (Q)	Titanium (4) Black (0) * Do not specify edge color on epoxy top
DTMT-RC3060Y	Q	

Model Example: DTMT-RC3060Y.Q

Cabinets

Application & Specification Rules

- > Cabinets are available in 30" or 42" heights
Cabinets are 29.75"W x 17.0"D
- > Standard with 75mm casters. Casters ship unattached in carton for field installation
- > Side panels are standard with pegboard holes
- > Top and back panels are not perforated
- > All panels are standard markerboard white paint finish
- > Frame is standard in titanium paint finish
- > Bottom panel is standard with a 3" round grommet for power or cord management
- > Cabinets are specified and priced WITHOUT trays or shelves
- > Trays, shelves and other accessories must be specified separately

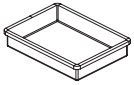


Base Model	Description	Units Per Ctn	Cubes Each Ctn	Lbs Each Ctn	List Price
MSC-230PX.4.W	Makerspace, Cabinet, 2-Column, 30"h, Pegboard End Pnl, NO Trays	1	9.4	92	\$1,112
MSC-242PX.4.W	Makerspace, Cabinet, 2-Column, 42"h, Pegboard End Pnl, NO Trays	1	13.3	112	\$1,235

Tray Kits

Application & Specification Rules

- > Trays are 16.5"D
- > Trays are priced and specified as kits only.
Six (6) trays per kit
- > Trays are standard with integrated front handle

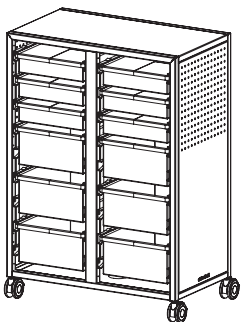


Base Model	Description	Units Per Ctn	Cubes Each Ctn	Lbs Each Ctn	List Price
MSCA-TK1203.C	Makerspace, Tray Kit, 3"h x 12"w, Clear, 6-Pack	6 PK	1.6	10.6	\$183
MSCA-TK1206.C	Makerspace, Tray Kit, 6"h x 12"w, Clear, 6-Pack	6 PK	2.8	14.4	\$285
MSCA-TK1203.T	Makerspace, Tray Kit, 3"h x 12"w, Translucent, 6-Pack	6 PK	1.6	10.6	\$183
MSCA-TK1206.T	Makerspace, Tray Kit, 6"h x 12"w, Translucent, 6-Pack	6 PK	2.8	14.4	\$285
MSCA-TK1212.T	Makerspace, Tray Kit, 12"h x 12"w, Translucent, 2-Pack	2 PK	2.8	14.4	\$115


Specification Guide | Makerspace Cabinets

Application & Specification Rules

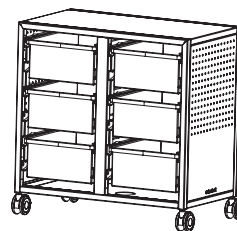
- > Below are recommendations
- > 1 rail opening for 3" tray or shelf
- > 2 rail openings for 6" tray
- > Shelf can be substituted for 3" tray



42" Cabinet with Split Trays
Order
QTY 1 – MSC-242PX.4.W
QTY 1 – MSCA-TK1203
QTY 1 – MSCA-TK1206



42" Cabinet with 3" Trays
Order
QTY 1 – MSC-242PX.4.W
QTY 3 – MSCA-TK1203



30" Cabinet with 6" Trays
Order
QTY 1 – MSC-230PX.4.W
QTY 1 – MSCA-TK1206

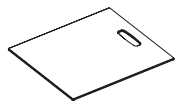


30" Cabinet with 3" Trays
Order
QTY 1 – MSC-230PX.4.W
QTY 2 – MSCA-TK1203

Shelf Kit

Application & Specification Rules

- > White Acrylic shelves
- > Six (6) shelves per kit
- > Removable. Must lift to remove.
- > Shelf kits are priced and specified as kits only

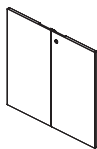


Base Model	Description	Units Per Ctn	Cubes Each Ctn	Lbs Each Ctn	List Price
MSCA-SK1216.W	Makerspace, Cabinet, Shelf Kit, 12"w x 16"d, 6-Pack	6 PK	.43	13.0	\$391

Door Kit

Application & Specification Rules

- > Laminate surfaces
- > Specify for 30" or 42" height cabinet
- > Field installation required
- > Standard locking
- > Clear edge



Base Model	Description	Units Per Ctn	Cubes Each Ctn	Lbs Each Ctn	List Price Standard Laminates	List Price Premium/Markerboard
MSCA-DK2303	Makerspace, Cabinet, RH & LH Door Kit, 2-Column, 30"h	1	.78	28.0	\$295	\$450
MSCA-DK2423	Makerspace, Cabinet, RH & LH Door Kit, 2-Column, 42"h	1	1.11	36.0	\$342	\$497

Model Builder

Base Model	Option 1 Door Color
	See page 43
MSCA-DK2303	7M

Model Example: MSCA-DK2303.7M

Power Data Center | Grommet Mount

Application & Specification Rules

- > Standard high gloss white finish only, no color specification
- > Fits in 3" round hole, maximum work surface thickness of 1.50"
- > Standard 6' 15-amp cord & 3-prong plug (4-power outlet model includes circuit breaker)
- > Overall size 3 $\frac{7}{8}$ "w x 3 $\frac{7}{8}$ "d x 2"h
- > Field installed only
- > Not for use with modular power system
- > Specify base model only, no options



Base Model	Description	Units Per Ctn	Cubes Each	Lbs Each Unctn	List Price
PDC-MG22	Grommet Mount 2-Power 2-USB	1	0.71	2.0	\$438
PDC-MG40	Grommet Mount 4-Power 0-USB	1	0.71	2.0	\$278

TABLES

The art of individuals coming together for a common goal, that's collaboration. Sit, stand, nest or rest, tables have never been so flexible. Pull up a seat, share an idea and let's get to work!

STATEMENT OF LINE – 50

SHAPE – 53

T-LEG – 57

CATALYST – 61

COMPUTER – 62

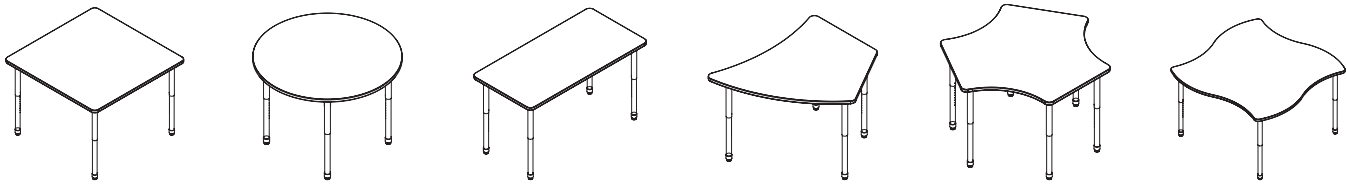
CAFÉ – 63

ACTIVITY – 65

CONVERTIBLE BENCH – 66

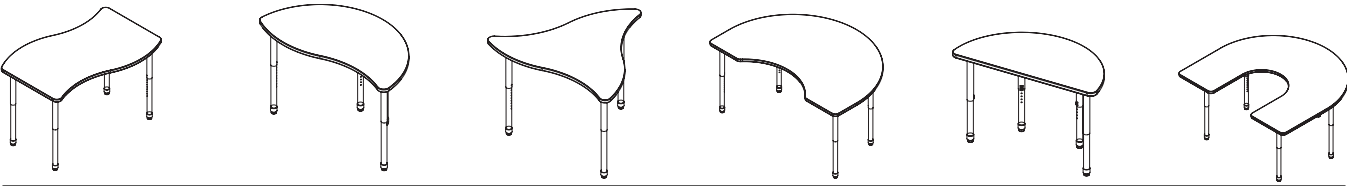
STATEMENT OF LINE

TABLES



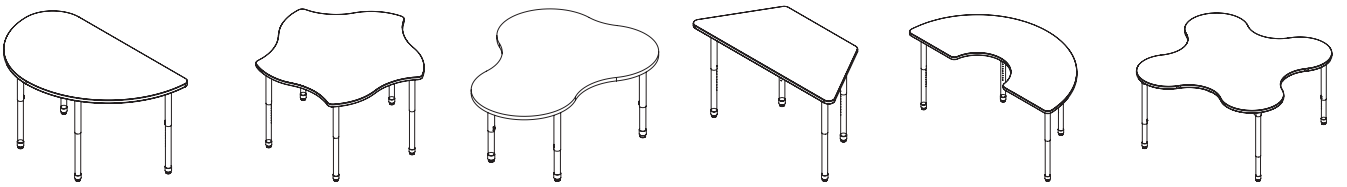
Square Round Rectangle Aperture 3P-120 Nova

Shape Tables



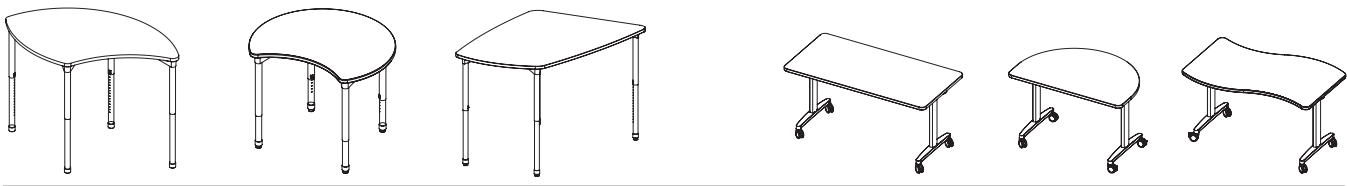
Expanse Nebula Gravity Kidney Half-Round Horseshoe

Shape Tables



Teardrop Star 4P Trapezoid Half Moon Puddle

Shape Tables



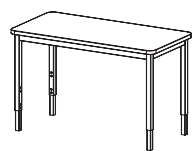
Pinwheel Crescent Multi-Media Rectangle Half-Round Expanse

Shape Tables

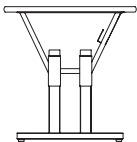
T-Leg Tables | Nesting

STATEMENT OF LINE

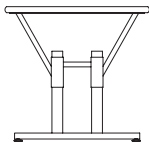
TABLES



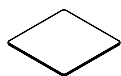
DTMA (25" - 34")
Multipurpose Table



24"d (CY13-CY16)
CY Series



30"d (CY03-CY06)



Square



Round

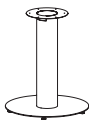


Racetrack

Café Tables | Tops



DCBR 30"



DCBR 42"

Cafe Tables | Bases



Rectangle



Round



Square



Half Round



Trapezoid

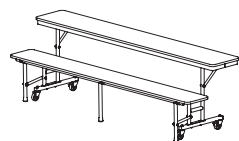


Horseshoe



Kidney

Activity Tables




ABC | Convertible
Convertible Bench Table

Standard - Laminates




Bannister Oak
08



Blue Agave
U9




Crisp Linen
4E



Flax Linen
5T




Fusion Maple
7M



Grey Glace
18



High Rise
3E




Island
1E



New Age Oak
3L




Nepal Teak
72



Pressed Linen
5S




Sprout
T5



Tailored Linen
5R



Tangerine
T4



Ocean
1G

Premium + Markerboard - Laminates



Portico Teak
7P



5th Ave Elm
AE




White Cypress
3M




Grey Elm
3K

Markerboard



Sol
WY



Spectrum Blue
WB



Vibrant Green
WG



Markerboard White
W5

***Subject to current lead times.**

Due to pattern scale and color variations in computer monitors and printers, we strongly suggest you view actual samples before making surface material selections.

Application & Specification Rules

- > Tops and legs are specified and priced separately.
- > Always ships fully cartoned, one top per carton
- > Tops and legs ship in separate cartons
- > 3" round grommets available for field installation. Specify separately. See page 60
- > Specify ganging clips separately for field installation. See page 60
- > 1 1/8" core standard

Base Model	Description	Size	Units Per Ctn	Cubes Each Ctn	Lbs Each Ctn	List Price Standard Laminates	List Price Premium/Markerboard	Number of Legs Required
Square								
DTT-SQ36E	Laminate Banded Flat Edge (E)	36" X 36"	1	4.1	58.0	\$206	\$330	4
DTT-SQ42E	Laminate Banded Flat Edge (E)	42" X 42"	1	5.5	71.7	\$311	\$435	4
DTT-SQ48E	Laminate Banded Flat Edge (E)	48" X 48"	1	7.0	101.3	\$319	\$446	4
Round								
DTT-RD36E	Laminate Banded Flat Edge (E)	36"	1	4.1	37.9	\$206	\$330	4
DTT-RD42E	Laminate Banded Flat Edge (E)	42"	1	5.2	58.2	\$311	\$435	4
DTT-RD48E	Laminate Banded Flat Edge (E)	48"	1	6.7	75.0	\$319	\$446	4
DTT-RD60E	Laminate Banded Flat Edge (E)	60"	1	10.4	98.10	\$570	\$798	4
Rectangle								
DTT-RC2448E	Laminate Banded Flat Edge (E)	24" x 48"	1	3.7	44.4	\$242	\$337	4
DTT-RC2460E	Laminate Banded Flat Edge (E)	24" x 60"	1	4.5	58.9	\$293	\$409	4
DTT-RC2472E	Laminate Banded Flat Edge (E)	24" x 72"	1	5.3	69.7	\$327	\$458	4
DTT-RC3048E	Laminate Banded Flat Edge (E)	30" x 48"	1	4.5	54.3	\$263	\$368	4
DTT-RC3060E	Laminate Banded Flat Edge (E)	30" x 60"	1	5.5	72.6	\$312	\$436	4
DTT-RC3072E	Laminate Banded Flat Edge (E)	30" x 72"	1	6.5	90.6	\$348	\$486	4
DTT-RC3660E	Laminate Banded Flat Edge (E)	36" x 60"	1	6.5	88.8	\$371	\$520	4
DTT-RC3672E	Laminate Banded Flat Edge (E)	36" x 72"	1	7.7	108.2	\$392	\$546	4
Aperture								
DTT-AP2440E	Laminate Banded Flat Edge (E)	24"x 40"	1	4.4	44.4	\$394	\$552	4
3P-120								
DTT-3P3060E	Laminate Banded Flat Edge (E)	30" x 60"	1	9.5	86.1	\$570	\$798	6
Nova								
DTT-NV60E	Laminate Banded Flat Edge (E)	60"	1	10.4	145.0	\$570	\$798	4
Expanse								
DTT-EX3054E	Laminate Banded Flat Edge (E)	30" x 54"	1	6.1	69.0	\$371	\$520	4
Nebula								
DTT-NB3054E	Laminate Banded Flat Edge (E)	30" x 54"	1	5.1	35.0	\$359	\$501	4

Model Builder

Base Model	• 1st Option Top Laminate	• 2nd Option Edge Color
	See page 52	Titanium (4) Black (0)
DTT-RC2448E	• 7M	• 4

Model Example: DTT-RC2448E.7M.4

Application & Specification Rules

> Tops and legs are specified and priced separately.
Use DTLP (page 55) leg kits

> Always ships fully cartoned, one top per carton

> Tops and legs ship in separate cartons

> 3" round grommets available for field installation.
Specify separately. See page 60

> Specify ganging clips separately for field installation.
See page 60

> 1 1/8" core standard

Base Model	Description	Size	Units Per Ctn	Cubes Each Ctn	Lbs Each Ctn	List Price Standard Laminates	List Price Premium/Markerboard	Number of Legs Required
Gravity								
DTT-GV50E	Laminate Banded Flat Edge (E)	50"	1	7.1	45.0	\$471	\$659	3
Teardrop								
DTT-TD3660E	Laminate Banded Flat Edge (E)	36" x 60"	1	6.5	88.8	\$338	\$487	4
Star								
DTT-ST60E	Laminate Banded Flat Edge (E)	60"	1	10.1	88.2	\$570	\$798	5
Kidney								
DTT-KD4872E	Laminate Banded Flat Edge (E)	48" x 72"	1	10.1	112.4	\$491	\$688	4
Half Round								
DTT-HR48E	Laminate Banded Flat Edge (E)	48"	1	3.7	51.0	\$280	\$395	4
Horseshoe								
DTT-HS6066E	Laminate Banded Flat Edge (E)	60" x 66"	1	11.4	116.2	\$570	\$798	4
4P								
DTT-4P4860E	Laminate Banded Flat Edge (E)	48" x 60"	1	9.5	86.1	\$503	\$705	4
Trapezoid								
DTT-TZ3060E	Laminate Banded Flat Edge (E)	30" x 60"	1	5.1	63.5	\$319	\$445	4
Half Moon								
DTT-HM3672E	Laminate Banded Flat Edge (E)	36" x 72"	1	7.7	79.8	\$392	\$546	4
Puddle								
DTT-PD60E	Flat Edge (E)	60"	1	10.4	88.2	\$570	\$798	4
Pinwheel								
DTT-PW3660E	Laminate Banded Flat Edge (E)	36" x 60"	1	6.5	88.2	\$359	\$508	4
Crescent								
DTT-CR3042E	Laminate Banded Flat Edge (E)	30" x 42"	1	5.2	58.2	\$349	\$491	4
Multi-Media								
DTT-MM4872E	Laminate Banded Flat Edge (E)	48" x 72"	1	10.1	112.4	\$491	\$688	4

Model Builder

Base Model	• 1st Option Top Laminate	• 2nd Option Edge Color
	See page 52	Titanium (4) Black (0)
DTT-HS6066E	• 7M	• 4

Model Example: DTT-HS6066E.7M.4

Discover Shape Table Leg Kit

Application & Specification Rules

- > Legs and tops are specified and priced separately. Use with DTT tops only, see pages 53-54
- > Legs are field installed
- > Casters and felt glides are available for field installation.
- > Tops and legs ship in separate cartons
- > Standard with nylon glides, 3/4" leveling range
- > Does not require quick-set brackets

Base Model	Description	Height	Units Per Ctn	Cubes Each Ctn	Lbs Each Ctn	List Price
------------	-------------	--------	---------------	----------------	--------------	------------



Table Height Legs

DTLP-4ATP	4-Legs	19" - 29"	4-Legs	1.25	26.0	\$143
-----------	--------	-----------	--------	------	------	-------



Standing Height Legs

DTLP-4ASP	4-Legs	27" - 42"	4-Legs	1.70	29.5	\$163
-----------	--------	-----------	--------	------	------	-------

Model Builder | Leg Packs

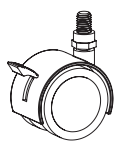
Base Model	•	1st Option Glide	•	2nd Option Leg Color	•
		Nylon (3)	\$0	Titanium (4) Black (7)	\$0 \$0
DTLP-4ASP	•	3	•	4	

Model Example: DTLP-4ASP.3.4

Caster Packs

Application & Specification Rules

- > For use on Shape Table Legs (DTLP)
- > All casters are standard locking 360 degree swivel
- > Casters are NOT approved for use on Nebula tops
- > 50mm Dual-Soft wheel casters, 3/8"-16 x 1" threaded stem, black only
- > Field installed only
- > Casters add 2" to the height range
- > May also be used on Shape Student Desk legs (DSLTP)



Base Model	Description	Units Per Ctn	Cubes Each	Lbs Each Unctn	List Price
------------	-------------	---------------	------------	----------------	------------

Casters

TA-CPS4	4-Pack	4-pack	.02	1.0	\$41
---------	--------	--------	-----	-----	------

Felt Glide Pack

Application & Specification Rules

- > Use with DTLP legs, field installed only
- > 3/8" - 16 x 1" threaded stem
- > No color specification, specify base model only
- > May also be used on Shape Student Desk legs (DSLTP)
- > Not for use on Discover T-Leg Student Desks

Base Model	Description	Units Per Ctn	Cubes Each	Lbs Each Unctn	List Price
------------	-------------	---------------	------------	----------------	------------



Glides

TA-GFK	100-Pack	100	.10	5.0	\$354
--------	----------	-----	-----	-----	-------

Application & Specification Rules

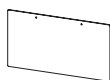
> Use on rectangular tops for privacy
above or below work surface

> Field installed, tops are not pre-drilled

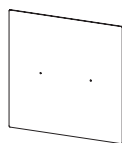
> 12" screens may be installed in two positions
Above as a privacy screen (9" above worksurface)
Below as a modesty panel (12" below worksurface)

> Clear, frosted acrylic panels

> Includes screen, brackets and hardware



Base Model	Size	Units Per Ctn	Cubes Each Ctn	Lbs Each Ctn	List Price
TA-SA1224.F	12"h x 24"w	1	0.3	4.0	\$159
TA-SA1236.F	12"h x 36"w	1	0.5	5.8	\$238
TA-SA1248.F	12"h x 48"w	1	0.7	7.7	\$274



22" H | Screens

TA-SA2224.F	22"h x 24"w	1	0.7	7.1	\$270
TA-SA2236.F	22"h x 36"w	1	1.0	10.4	\$311
TA-SA2248.F	22"h x 48"w	1	1.3	13.8	\$506
TA-SA2260.F	22"h x 60"w	1	1.6	17.2	\$685

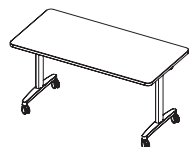
Application Guide | Discover Shape Table Tops

Table	Table Width			Table Depth		
	36"w	48"w	60"w	24"d	30"d	36"d
Use Screen Width	24"w	36"w	48"w	n/a	24"w	24"w

* 24"w screens may be used on the following shapes/sizes:
3P3060 (3), AP2440 (2), EX3054 (2)

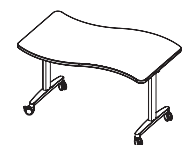
Application & Specification Rules

- > 1 1/8" core standard
- > Standard with casters includes 2-locking and 2 non-locking dual wheel black casters
- > Depth of unit (except foot) when flipped up/storage position is 8-1/4"
- > Ordered and sold as a COMPLETE table (top & legs)
- > Two handle operation required to unlatch and pivot top
- > Grommets available as a separately specified and field installed item. See page 60
- > Field installation of legs required
- > Half-Round table is standard with a FIXED leg. Half-round table does not nest



Rectangular

Base Model	Description	Size	Leg Type, Height	Units Per Ctn	Cubes Each Ctn	Lbs Each Ctn	List Price Standard Laminates	List Price Premium/Markerboard
DTN-RC24F	Flat Edge (F)	24"d x 54"w	Nesting, 29" Fixed	1	6.4	71.9	\$791	\$886
DTN-RC25F	Flat Edge (F)	24"d x 60"w	Nesting, 29" Fixed	1	6.9	78.9	\$842	\$958
DTN-RC26F	Flat Edge (F)	24"d x 72"w	Nesting, 29" Fixed	1	8.0	89.7	\$876	\$1,007
DTN-RC34F	Flat Edge (F)	30"d x 54"w	Nesting, 29" Fixed	1	6.4	84.7	\$812	\$917
DTN-RC35F	Flat Edge (F)	30"d x 60"w	Nesting, 29" Fixed	1	6.9	92.6	\$861	\$985
DTN-RC36F	Flat Edge (F)	30"d x 72"w	Nesting, 29" Fixed	1	8.0	110.6	\$897	\$1,035



Expanse

DTN-EX34F	Flat Edge (F)	30"d x 54"w	Nesting, 29" Fixed	1	6.4	89.0	\$920	\$1,069
-----------	---------------	-------------	--------------------	---	-----	------	-------	---------

Model Builder

Base Model	•	1st Option Frame Color	•	2nd Option Top Laminate	•	3rd Option Edge Color
		Titanium (4) Black (7)	\$0	See page 52		Titanium (4) Black (0)
DTN-EX34F	•	4		•	7M	• 4

Model Example: DTN-EX34F.4.7M.4



Half-Round (Fixed Leg)

DTF-HR48F	Flat Edge (F)	32"d x 48"w	29" Fixed	1	6.2	69.0	\$717	\$832
DTF-HR60F	Flat Edge (F)	30"d x 60"w	29" Fixed	1	6.9	73.0	\$744	\$869

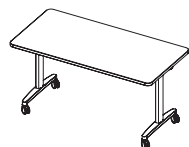
Model Builder

Base Model	•	1st Option Glide	•	2nd Option Frame Color	•	3rd Option Top Laminate	•	3rd Option Edge Color
		Caster (H) \$0		Titanium (4) Black (7) \$0		See page 52		Titanium (4) Black (0)
DTF-HR48F	•	H	•	4	•	7M	•	4

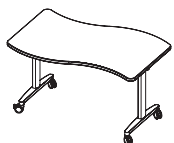
Model Example: DTF-HR48F.H.4.7M.4

Application & Specification Rules

- > 1 1/8" core standard
- > Standard with casters includes 2-locking and 2 non-locking dual wheel black casters
- > Depth of unit (except foot) when flipped up/storage position is 8-1/4"
- > Ordered and sold as a COMPLETE table (top & legs)
- > Two handle operation required to unlatch and pivot top
- > Grommets available as a separately specified and field installed item. See page 60
- > Field installation of legs required
- > Half-Round table is standard with a FIXED leg. Half-round table does not nest



Base Model	Description	Size	Leg Type, Height	Units Per Ctn	Cubes Each Ctn	Lbs Each Ctn	List Price Standard Laminates	List Price Premium/Markerboard
Rectangular								
DTN7RC24F	Flat Edge (F)	24"d x 54"w	Nesting, 27" Fixed	1	6.4	71.9	\$791	\$886
DTN7RC25F	Flat Edge (F)	24"d x 60"w	Nesting, 27" Fixed	1	6.9	78.9	\$842	\$958
DTN7RC26F	Flat Edge (F)	24"d x 72"w	Nesting, 27" Fixed	1	8.0	89.7	\$876	\$1,007
DTN7RC34F	Flat Edge (F)	30"d x 54"w	Nesting, 27" Fixed	1	6.4	84.7	\$812	\$917
DTN7RC35F	Flat Edge (F)	30"d x 60"w	Nesting, 27" Fixed	1	6.9	92.6	\$861	\$985
DTN7RC36F	Flat Edge (F)	30"d x 72"w	Nesting, 27" Fixed	1	8.0	110.6	\$897	\$1,035
Expanse								
DTN7EX34F	Flat Edge (F)	30"d x 54"w	Nesting, 27" Fixed	1	6.4	89.0	\$920	\$1,069



Model Builder

Base Model	•	1st Option Frame Color	•	2nd Option Top Laminate	•	3rd Option Edge Color
		Titanium (4) \$0 Black (7)		See page 52		Titanium (4) Black (0)
DTN7EX34F	•	4	•	7M	•	4

Model Example: DTN7EX34F.4.7M.4

Half-Round (Fixed Leg)

DTF7HR48F	Flat Edge (F)	32"d x 48"w	25" Fixed	1	6.2	69.0	\$717	\$832
DTF7HR60F	Flat Edge (F)	30"d x 60"w	25" Fixed	1	6.9	73.0	\$744	\$869

Model Builder

Base Model	•	1st Option Glide	•	2nd Option Frame Color	•	3rd Option Top Laminate	•	3rd Option Edge Color
		Caster (H) \$44		Titanium (4) \$0 Black (7)		See page 52		Titanium (4) Black (0)
DTF7HR48F	•	H	•	4	•	7M	•	4

Model Example: DTF7HR48F.H.4.7M.4

Power Data Center | Free Standing

Application & Specification Rules

- > Standard high gloss white finish only, no color specification
- > Standard 6' 15-amp cord & 3-prong plug (4-power outlet model includes circuit breaker)
- > Overall size 3 $\frac{3}{8}$ "w x 3 $\frac{3}{8}$ "d x 2"h
- > Freestanding model no mounting required
- > Specify base model only, no options



Base Model	Description	Units Per Ctn	Cubes Each	Lbs Each Unctn	List Price
PDC-MT21	Table Top 2-Power 1-USB	1	0.71	2.0	\$355
PDC-MT40	Table Top 4-Power 0-USB	1	0.71	2.0	\$278

Power Data Center | Grommet Mount

Application & Specification Rules

- > Standard high gloss white finish only, no color specification
- > Fits in 3" round hole, maximum work surface thickness of 1.50"
- > Standard 6' 15-amp cord & 3-prong plug (4-power outlet model includes circuit breaker)
- > Overall size 3 $\frac{3}{8}$ "w x 3 $\frac{3}{8}$ "d x 2"h
- > Field installed only
- > Specify base model only, no options



Base Model	Description	Units Per Ctn	Cubes Each	Lbs Each Unctn	List Price
PDC-MG22	Grommet Mount 2-Power 2-USB	1	0.71	2.0	\$438
PDC-MG40	Grommet Mount 4-Power 0-USB	1	0.71	2.0	\$278

Power Data Center | Flush Grommet Mount

Application & Specification Rules

- > Black finish only. No color specification required
- > 6ft 15-amp cord & 3-prong plug
- > Fits in 3" round hole, maximum work surface thickness of 1.50"
- > Field installed only



Base Model	Description	Units Per Ctn	Cubes Each	Lbs Each Unctn	List Price
PDC-3G20	3" Round Grommet Flush Mount 2-Power 0-USB	1	0.71	2.0	\$100

Wire Manager, Vertical

Application & Specification Rules

> Field installed, attaches with double sided tape

> Ideal for use on legs or flat work surface edges

> Black only



Base Model	Description	Units Per Ctn	Cubes Each	Lbs Each Unctn	List Price
TA-WMV12.7	12"w Black	1	0.2	< 1	\$15

Wire Manager, Horizontal

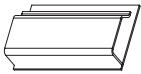
Application & Specification Rules

> Field installed, attaches with double sided tape

> Ideal for use on the underside of work surfaces

> Black only, no color specification

> Size: 3 9/16"h x 1 7/32"d x 1 3/4"h trough



Base Model	Description	Units Per Ctn	Cubes Each	Lbs Each Unctn	List Price
TA-WMH24	24"w Black Only	1	.04	< 1	\$24
TA-WMH36	36"w Black Only	1	.06	< 1	\$34
TA-WMH48	48"w Black Only	1	.07	< 1	\$47

Wire Manager, General Purpose

Application & Specification Rules

> Field installed, attaches with double sided tape

> Velcro clasp secures wires

> Black only, no color specification

> Size: 3 1/2"w x 1 3/4"d



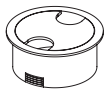
Base Model	Description	Units Per Ctn	Cubes Each Ctn	Lbs Each Ctn	List Price
TA-WMG	Velcro Clasp Black Only	1	-	-	\$15

Grommet

Application & Specification Rules

> Fits in 3" round hole, field installed

> Black only, no color specification



Base Model	Description	Units Per Ctn	Cubes Each Ctn	Lbs Each Ctn	List Price
TA-GR3	3" Round Black Only	1	0.2	< 1	\$15

Table Ganging Clip

Application & Specification Rules

> Use to gang two tables together

> No color specification

> Tops are not pre-drilled

> Includes two clips and hardware per pack

> Field installed



Base Model	Description	Units Per Ctn	Cubes Each Ctn	Lbs Each Ctn	List Price
TA-GC2	Graphite Only	1 (1-pair)	0.1	< 1	\$31

> Complete table, ships KD in single carton

> Standard with nylon or steel adjustable leveling glides, ¾" range

> 1 1/8" core standard

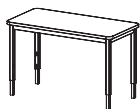
> 1.5" x 1.5" 14ga steel leg attaches to apron/frame with bolts

> Tops ship attached to frame, legs ship unassembled, field assembly required

> Optional caster packs available for field installation. See page 45

> 1" x 2" 14ga steel fully welded apron/frame construction

> Specify upper leg/frame paint color, lower leg insert is chrome only



Base Model	Description	Size	Leg Type, Height	Units Per Ctn	Cubes Each Ctn	Lbs Each Ctn	List Price Standard Laminates	List Price Premium/Markerboard
DTMA2448F	Flat Edge (F)	24"d x 48"w	Adjustable 25" - 34"	1	2.6	61.6	\$525	\$617
DTMA2454F	Flat Edge (F)	24"d x 54"w	Adjustable 25" - 34"	1	3.2	75.0	\$554	\$649
DTMA2460F	Flat Edge (F)	24"d x 60"w	Adjustable 25" - 34"	1	3.2	87.9	\$556	\$672
DTMA2472F	Flat Edge (F)	24"d x 72"w	Adjustable 25" - 34"	1	3.7	91.9	\$597	\$728
DTMA3060F	Flat Edge (F)	30"d x 60"w	Adjustable 25" - 34"	1	3.9	95.8	\$576	\$700
DTMA3072F	Flat Edge (F)	30"d x 72"w	Adjustable 25" - 34"	1	4.6	114.8	\$616	\$754
DTMA3672F	Flat Edge (F)	36"d x 72"w	Adjustable 25" - 34"	1	5.5	129.6	\$665	\$819

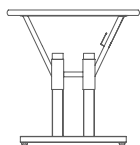
Model Builder

Base Model	•	1st Option Glide	•	2nd Option Frame	•	3rd Option Top Laminate	•	4th Option Edge Color
		Nylon (3) Steel (1)	\$0 \$6			Black (7) Titanium (4)		Titanium (4) Black (0)
DTMA3072F	•	1		•	4		•	

Model Example: DTMA3072F.1.4.U4.7

Application & Specification Rules

- > Always ships fully cartoned, 1-per carton
- > 1 1/8" core standard
- > Double post leg, includes wire management panel field installed
- > Height adjustable 25" – 32", 1" increments
- > 60" and 72" tables standard with 2 grommets. 36" and 48" tables standard with one grommet



Base Model	Description	Units Per Ctn	Cubes Each Ctn	Lbs Each Ctn	List Price Standard Laminates	List Price Premium/Markerboard
CY13F	24" x 36" I Flat Edge (F)	1	4.5	73.0	\$528	\$620
CY14F	24" x 48" I Flat Edge (F)	1	6.0	88.5	\$572	\$667
CY15F	24" x 60" I Flat Edge (F)	1	7.4	104.0	\$614	\$730
CY16F	24" x 72" I Flat Edge (F)	1	8.9	119.7	\$682	\$813
CY03F	30" x 36" I Flat Edge (F)	1	4.5	90.2	\$537	\$639
CY04F	30" x 48" I Flat Edge (F)	1	6.0	109.0	\$586	\$691
CY05F	30" x 60" I Flat Edge (F)	1	7.4	138.0	\$631	\$755
CY06F	30" x 72" I Flat Edge (F)	1	8.9	155.0	\$702	\$840

Model Builder

Base Model	•	1st Option Glide/Caster	•	2nd Option Frame Color	•	3rd Option Top Color	•	4th Option Edge Color
		Nylon (3) Casters \$0 \$67		Black (7) Titanium (4) \$0 \$0		See page 52		Titanium (4) Black (0)
CY15F	•	3	•	7	•	08	•	0

Model Example: CY15F.3.7.08.0

Application & Specification Rules

- > Tops and bases are priced and specified separately
- > Separately specified 3" round grommets available for field installation. See page 60
- > Use two (2) 18" diameter bases for racetrack tops.
- > Tops and bases ship in separate cartons, field assembly of tops required
- > 3" round grommet opening compatible with Power Data Centers. See page 59
- > Use a single 24" diameter base for 36" and 42" square or round tops
- > 1 1/8" core standard

Base Model	Description	Size	Units Per Ctn	Cubes Each Ctn	Lbs Each Ctn	List Price Standard Laminates	List Price Premium/Markerboard
Square Flat Edge (F)							
DCT-SQ30F	Flat Edge (F)	30"	1	1.4	31.9	\$203	\$327
DCT-SQ36F	Flat Edge (F)	36"	1	3.5	45.5	\$206	\$330
Round Flat Edge (F)							
DCT-RD30F	Flat Edge (F)	30"	1	1.8	18.0	\$203	\$327
DCT-RD36F	Flat Edge (F)	36"	1	3.3	37.9	\$206	\$330
DCT-RD42F	Flat Edge (F)	42"	1	4.5	49.2	\$311	\$435
Racetrack Flat Edge (F)							
DCT-RT3372F	Flat Edge (F)	33" x 72"	1	6.0	76.0	\$372	\$526

Model Builder

Base Model	•	1st Option Top Color	•	2nd Option Edge Color
		See page 52		Titanium (4)
DCT-SQ36F	•	7M	•	4

Model Example: DCT-SQ36F.7M.4

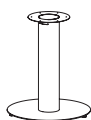
Application & Specification Rules

- > Price is for complete base
- > Bases ship KD with 1- disc base and 1- column in separate boxes, field assembly required
- > Bases and tops are priced, specified and shipped separately
- > Available in 30" table or 42" café heights
- > Disc base includes nylon leveling glides
- > Available in titanium paint finish only
- > Specify one (1) base per round and square tops and two (2) bases for racetrack tops

Base Model	Size	Disc Base Ctn Cubes Each	Disc Base Ctn Lbs Each	Column Ctn Cubes Each	Column Ctn Lbs Each	List Price
------------	------	-----------------------------	---------------------------	--------------------------	------------------------	---------------

**Base Assembly | 30" Table Height**

DCBR-1830.4	18" dia x 30"h	.5	14.2	2.8	30.2	\$234
DCBR-2430.4	24" dia x 30"h	.8	24.5	2.8	30.2	\$288

**Base Assembly | 42" Table Height**

DCBR-1842.4	18" dia x 42"h	.5	14.2	4.0	41.4	\$277
DCBR-2442.4	24" dia x 42"h	.8	24.5	4.0	41.4	\$330

Application Guide

	Square Top		Round Top			Racetrack Top
	30"	36"	30"	36"	42"	33" x 72"
30" Table Height	DCBR-1830.4	DCBR-2430.4	DCBR-1830.4	DCBR-2430.4	DCBR-2430.4	DCBR-1830.4
42" Table Height	DCBR-1842.4	DCBR-2442.4	DCBR-1842.4	DCBR-2442.4	DCBR-2442.4	DCBR-1842.4

Application & Specification Rules

> Always ships fully cartoned

> Tops and legs ship in separate cartons

> Specified and priced as a complete table (top & legs)

> 11/8" core standard

**Rectangle**

Base Model	Top Size	Top Material Edge	Units Per Ctn	Cubes Each	Lbs Each Ctn	List Price Standard Laminates	List Price Premium/Markerboard
1206F	24" x 36"	Flat Edge (F)	1	3.6	42.8	\$184	\$262
1210F	24" x 48"	Flat Edge (F)	1	4.4	58.6	\$201	\$296
1235F	24" x 60"	Flat Edge (F)	1	5.2	69.5	\$247	\$363
1246F	24" x 72"	Flat Edge (F)	1	6.0	79.0	\$271	\$402
1220F	30" x 48"	Flat Edge (F)	1	5.2	61.5	\$212	\$317
1230F	30" x 60"	Flat Edge (F)	1	6.2	79.4	\$258	\$382
1250F	30" x 72"	Flat Edge (F)	1	7.2	98.4	\$289	\$427
1240F	36" x 60"	Flat Edge (F)	1	7.2	98.4	\$288	\$437
1260F	36" x 72"	Flat Edge (F)	1	8.4	109.4	\$311	\$465

**Round**

1281F	42"	Flat Edge (F)	1	5.9	65.9	\$249	\$373
1280F	48"	Flat Edge (F)	1	7.4	84.3	\$266	\$393

**Square**

1205F	36" x 36"	Flat Edge (F)	1	4.8	61.3	\$236	\$360
1215F	42" x 42"	Flat Edge (F)	1	6.2	78.7	\$245	\$369
1225F	48" x 48"	Flat Edge (F)	1	7.7	92.3	\$266	\$393

**1/2 Round**

1285F	48"	Flat Edge (F)	1	4.4	51.0	\$200	\$315
-------	-----	---------------	---	-----	------	-------	-------

**Trapezoid**

1290F	30" x 60"	Flat Edge (F)	1	5.8	58.1	\$266	\$392
-------	-----------	---------------	---	-----	------	-------	-------

**Horseshoe**

1277F	60" x 66"	Flat Edge (F)	1	12.1	125.0	\$542	\$770
-------	-----------	---------------	---	------	-------	-------	-------

**Kidney**

1275F	48" x 72"	Flat Edge (F)	1	10.8	111.7	\$446	\$643
-------	-----------	---------------	---	------	-------	-------	-------

Model Builder

Base Model	1st Option Glide	2nd Option Leg Color	3rd Option Laminate Color	4th Option Edge Color
Adult 21" - 29"	Nylon (3)	Black (7) Titanium (4)	See page 52	Black (0) Titanium (4)
1206F	3	7	7M	0

Model Builder Example: 1206F.3.7.7M.0

Application & Specification Rules

- > Standard 3/4" MDF with HPL surface and Permatuff Edge (N)
- > UL Listed UL2040 Folding Rollaway Tables

- > Standard with couplings for ganging

- > Markerboard laminates not available with permatuff edge



Base Model	Description	Bench Height	Units Per Ctn	Cubes Each Ctn	Lbs Each Ctn	List Price Standard Laminates	List Price Premium
ABC89PN	8'w x 29"h	17"	1	30.0	136.0	\$1,514	\$1,668

Model Builder

Base Model	.	1st Option Frame	.	2nd Option Laminate	.	3rd Option Edge Color
		Titanium (4) \$0		See page 52		Black (0)
ABC89PN	.	4	.	7M	.	0

Model Example: ABC89PN.4.7M.0

TEACHER STATIONS


Every teacher has their own preference whether it be height-adjustable, traditional sit-down or mobile! We have solutions for every instructor and teaching style.

STATEMENT OF LINE – 68

ARISE – 70

DISCOVER TEACHER DESK – 71

D400/D500 TEACHER DESK – 75




STATEMENT OF LINE

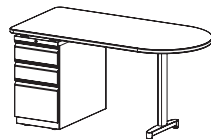
TEACHER WORKSTATIONS



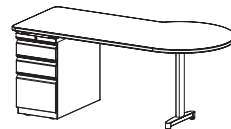
ATPA1
ARISE Podium



Rectangular | T-Leg

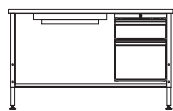


D-Shape | T-Leg

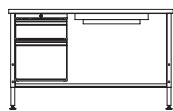


P-Shape | T-Leg

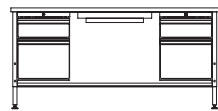
Discover Teacher Desks
(Specified as individual components)



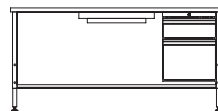
D4R0
D400 Series



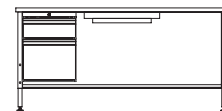
D4L0



D500
D500 Series



D5R0




D5L0

Standard - Laminates




Bannister Oak
08



Blue Agave
U9




Crisp Linen
4E



Flax Linen
5T



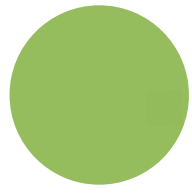
Fusion Maple
7M



Grey Glace
18



High Rise
3E




Island
1E



New Age Oak
3L




Nepal Teak
72



Pressed Linen
5S




Sprout
T5



Tailored Linen
5R



Tangerine
T4



Ocean
1G

Premium + Markerboard - Laminates



Portico Teak
7P



5th Ave Elm
AE




White Cypress
3M

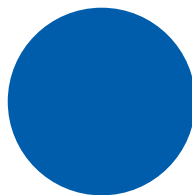


Grey Elm
3K

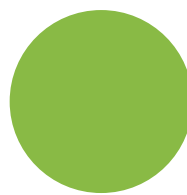
Markerboard



Sol
WY



Spectrum Blue
WB



Vibrant Green
WG



Markerboard White
W5

*Subject to current lead times.

Due to pattern scale and color variations in computer monitors and printers, we strongly suggest you view actual samples before making surface material selections.

Application & Specification Rules

- > Fully welded base standard with 50mm hard wheel locking casters
- > Unit ships KD, field assembly required

- > Smooth and efficient pneumatic cylinder, one-hand operation
- > Standard in titanium finish

- > Recommended accessories are specified separately and field installed. Tops are not pre-drilled.



Base Model	Description	Units Per Ctn	Cubes Each Ctn	Lbs Each Ctn	List Price Standard Laminates	List Price Premium/Markerboard
ATPA1F	Arise, 24" x 36" Top, Banded Flat Edge Height Adjustable 30.5" - 50.0"	1	7.34	88.0	\$1,426	\$1,518

Model Builder

Base Model	•	1st Option Frame Color	•	2nd Option Top Laminate	•	3rd Option Edge Color
		Titanium (4)	\$0	See page 69		Titanium (4) Black (0)
ATPA1F	•	4	•	7M	•	4

Model Example: ATPA1F.4.7M.4

Base Model	Description	Units Per Ctn	Cubes Each Ctn	Lbs Each Ctn	List Price
------------	-------------	---------------	----------------	--------------	------------

Wire Book Box, Single Pack

TA-1BBW15	15"w x 13.25"d x 5.25"h, Chrome	1	1.4	4.0	\$66
TA-1BBW20	20"w x 18.5"d x 5.25"h, Chrome	1	2.6	5.4	\$66

Perforated Metal Book Box, Single Pack

TA-1BBM16	16"w x 13.22"d x 5.13"h, Titanium	1	1.4	4.8	\$83
TA-1BBM22	21.75"w x 14.25"d x 5.13"h, Titanium	1	1.7	5.9	\$83

Backpack Hook

TA-BPH1	2.25"w x 1.22"d x 2.35"h, Chrome, 1-Pack	1	0.1	0.1	\$12
---------	--	---	-----	-----	------

Grommet

TA-GR3	3" Round Grommet (Black)	1	0.2	<1	\$15
--------	--------------------------	---	-----	----	------

Mobile Pedestal


DPM-BFR.L.4	Box/File, Locking (Titanium)	1	6	92	\$479
-------------	------------------------------	---	---	----	-------

Application & Specification Rules

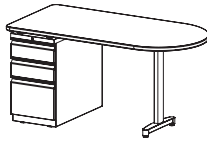
> All components specified, priced and shipped separately

> Specify Top, Pedestal, Leg Kit and Accessories

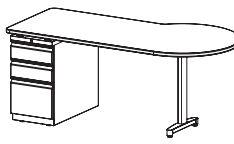
> Requires field installation of top, pedestal and legs

**RECTANGLE T-LEG**

(1) DTD-RC3060F Top
(1) DTLK-1TF29 T-Leg Support
(1) DPF-BBFR Pedestal




**D-SHAPE T-LEG**

(1) DTD-D3060F Top
(1) DTLK-1TF29 T-Leg Support
(1) DPF-BBFR Pedestal

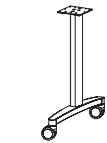
**P-SHAPE T-LEG**

(1) DTD-PR3072F P-Top
(1) DTLK-1TF29 T-Leg Support
(1) DPF-BBFR Pedestal

Tops

	Base Model	Size	Units Per Carton	Cubes Each Ctn	Lbs Each Ctn	List Price Standard Laminates	List Price Premium/Markerboard
	Rectangular Top						
	DTD-RC3048F	30"d x 48"w	1	3.7	54.3	\$263	\$368
	DTD-RC3060F	30"d x 60"w	1	4.5	72.6	\$312	\$436
	DTD-RC3072F	30"d x 72"w	1	5.4	90.6	\$348	\$486
	D-Shape Top						
	DTD-D3060F	30"d x 60"w	1	4.8	70.5	\$384	\$508
	DTD-D3072F	30"d x 72"w	1	5.6	88.5	\$434	\$572
	P-Shape Top						
	DTD-PR3072F	30"d x 72"w	1	6.7	92.3	\$543	\$681
	DTD-PL3072F	30"d x 72"w	1	6.7	92.3	\$543	\$681

Leg Supports



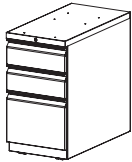
Base Model	Description	Units Per Ctn	Cubes Each	Lbs Each Unctn	List Price
DTLK-1TF29C.4	T-Leg, 1Pk, Casters, Titanium	1	0.9	6.0	\$215

Pedestals

> File drawer has high sides for front to back filing
> File drawer includes follower block

> Box drawer includes pencil tray and drawer divider
> Standard with lock / keyed alike

> Drawers feature steel ball-bearing drawer slides
> Standard with full radius drawer pull



Base Model	Drawers	Description	Units Per Carton	Cubes Each Ctn	Lbs Each Ctn	List Price
DPF-BBFR.L.4	Box/Box/File	Freestanding Support Pedestal, Titanium, Casters	1	9.8	90.0	\$717

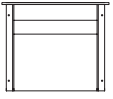
Model Builder

Base Model	Option 1 Top Laminate	Option 2 Edge Color
	See page 69	Titanium (4) Black (0)
DTD-RC3072F	7M	4

Model Example: DTD-RC3072F.7M.4

Center Drawer

> Field installed only

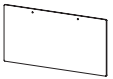


Base Model	Description	Units Per Ctn	Cubes Each Ctn	Lbs Each Ctn	List Price
TA-CD.4	Titanium 17.26"h x 21.25"w x 3"d	1	1	12.0	\$70

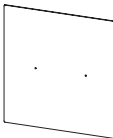
Screens

> 12"h screens may be installed in two positions.
Up as a privacy screen (9"h above work surface)
or down as a modesty panel (12" below work surface)

> Clear-frosted acrylic screens, includes
brackets and hardware for field installation



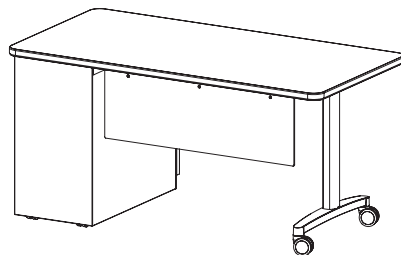
Base Model	Size	Units Per Ctn	Cubes Each Ctn	Lbs Each Ctn	List Price
TA-SA1224.F	12"h x 24"w	1	0.3	4.0	\$159
TA-SA1236.F	12"h x 36"w	1	0.5	5.8	\$238
TA-SA1248.F	12"h x 48"w	1	0.7	7.7	\$274



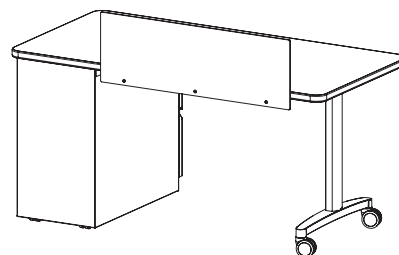
22" H Screens					
TA-SA2224.F	22"h x 24"w	1	0.7	7.1	\$270
TA-SA2236.F	22"h x 36"w	1	1.0	10.4	\$311
TA-SA2248.F	22"h x 48"w	1	1.3	13.8	\$506
TA-SA2260.F	22"h x 60"w	1	1.6	17.2	\$685

Application Guide | Teacher Desk

Top Shape	Pedestal Configuration	Desk Width	Use Screen Width
Rectangular	Single	48"w	24"w Screen
		60"w	36"w Screen
		72"W	48"w Screen
D-Shape	Single	60"W	24"w Screen
		72"W	36"w Screen
P-Shape	Single	72"W	24"w Screen



12"h Screen
Modesty Position




12"h Screen
Privacy Position

Power Data Center | Free Standing

Application & Specification Rules

- > Standard high gloss white finish only
- > Standard 6' 15-amp cord & 3-prong plug (4-power outlet model includes circuit breaker)
- > Overall size 3 $\frac{3}{8}$ "w x 3 $\frac{3}{8}$ "d x 2"h
- > Freestanding model no mounting required
- > Specify base model only, no options



Base Model	Description	Units Per Ctn	Cubes Each	Lbs Each Unctn	List Price
PDC-MT21	Table Top 2-Power 1-USB	1	0.71	2.0	\$355
PDC-MT40	Table Top 4-Power 0-USB	1	0.71	2.0	\$278

Power Data Center | Grommet Mount

Application & Specification Rules

- > Standard high gloss white finish only
- > Fits in 3" round hole, maximum work surface thickness of 1.50"
- > Standard 6' 15-amp cord & 3-prong plug (4-power outlet model includes circuit breaker)
- > Overall size 3 $\frac{3}{8}$ "w x 3 $\frac{3}{8}$ "d x 2"h
- > Field installed only
- > Specify base model only, no options



Base Model	Description	Units Per Ctn	Cubes Each	Lbs Each Unctn	List Price
PDC-MG22	Grommet Mount 2-Power 2-USB	1	0.71	2.0	\$438
PDC-MG40	Grommet Mount 4-Power 0-USB	1	0.71	2.0	\$278

Power Data Center | Flush Grommet Mount

Application & Specification Rules

- > Black finish only
- > 6ft 15-amp cord & 3-prong plug
- > Fits in 3" round hole, maximum work surface thickness of 1.50"
- > Field installed only



Base Model	Description	Units Per Ctn	Cubes Each	Lbs Each Unctn	List Price
PDC-3G20	3" Round Grommet Flush Mount 2-Power 0-USB	1	0.71	2.0	\$100

Wire Manager, Vertical

Application & Specification Rules

> Field installed, attaches with double sided tape

> Ideal for use on legs or flat work surface edges



Base Model	Description	Units Per Ctn	Cubes Each	Lbs Each Unctn	List Price
TA-WMV12.7	12"w Black	1	0.2	< 1	\$15

Wire Manager, Horizontal

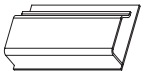
Application & Specification Rules

> Field installed, attaches with double sided tape

> Ideal for use on the underside of work surfaces

> Black only, no color specification

> Size: 3 9/16"h x 1 7/32"d x 1 3/4"h trough



Base Model	Description	Units Per Ctn	Cubes Each	Lbs Each Unctn	List Price
TA-WMH24	24"w Black Only	1	.04	< 1	\$24
TA-WMH36	36"w Black Only	1	.06	< 1	\$34
TA-WMH48	48"w Black Only	1	.07	< 1	\$47

Wire Manager, General Purpose

Application & Specification Rules

> Field installed, attaches with double sided tape

> Velcro clasp secures wires

> Black only, no color specification

> Size: 3 1/2"w x 1 3/4"d



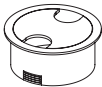
Base Model	Description	Units Per Ctn	Cubes Each Ctn	Lbs Each Ctn	List Price
TA-WMG	Velcro Clasp Black Only	1	-	-	\$15

Grommet

Application & Specification Rules

> Fits in 3" round hole, field installed

> Black only, no color specification



Base Model	Description	Units Per Ctn	Cubes Each Ctn	Lbs Each Ctn	List Price
TA-GR3	3" Round Black Only	1	0.2	< 1	\$15

Table Ganging Clip

Application & Specification Rules

> Use to gang two tables together

> Field installed

> Includes two clips and hardware per pack

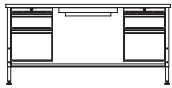
> Tops are not pre-drilled



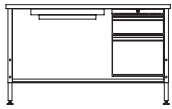
Base Model	Description	Units Per Ctn	Cubes Each Ctn	Lbs Each Ctn	List Price
TA-GC2	Graphite Only	1 (1-pair)	0.1	< 1	\$31

Application & Specification Rules

- > All desks are height adjustable 27" – 36" in 1" increments
- > Fully welded frame and modesty panel
- > 3" casters must be purchased separately for field installation. Casters extend height range to 38"
- > Specify 3" round grommet separately for field installation. See page 74 (TA-GR3)
- > All pedestals are box/file configuration. Pedestals are standard locking with common key
- > All models standard with non-locking center drawer



D500F shown



D4R0F shown

Base Model	Description	Units Per Ctn	Cubes Each Ctn	Lbs Each Ctn	List Price Standard Laminates	List Price Premium/Markerboard
30" x 60" Flat Edge (F)						
D500HF	Double Pedestal, Center Drawer	1	29.2	198.1	\$1,288	\$1,412
D5R0HF	Single Pedestal, RH, Center Drawer	1	29.2	164.6	\$960	\$1,084
D5L0HF	Single Pedestal, LH, Center Drawer	1	29.2	164.6	\$960	\$1,084

30" x 48" Flat Edge (F)						
D4R0HF	Single Pedestal, RH, Center Drawer	1	23.6	147.2	\$945	\$1,050
D4L0HF	Single Pedestal, LH, Center Drawer	1	23.6	147.2	\$945	\$1,050

Model Builder

Base Model	•	1st Option Glide/Caster	•	2nd Option Frame Color	•	3rd Option Top Color	•	4th Option Edge Color
		Nylon (3) \$0		Black (7) \$0		See page 69		Black (0) Titanium (4)
D500HF	•	3	•	7	•	7M	•	0

Model Example: D500HF.3.7M.0

Caster Pack



Base Model	Description	Units Per Ctn	Cubes Ctn	Lbs Ctn	List Price
TA-CPTD3	Locking 4-Pack - 75mm	1	0.1	2.0	\$67

LTL Carton Information

- > Specify for all LTL shipments
- > One LTL pack required per desk
- > Use for D400 and D500 Series only

Base Model	Description	List Price
SPD4	Use with D4 pre fix models	\$42
SPD5	Use with D5 pre fix models	\$42

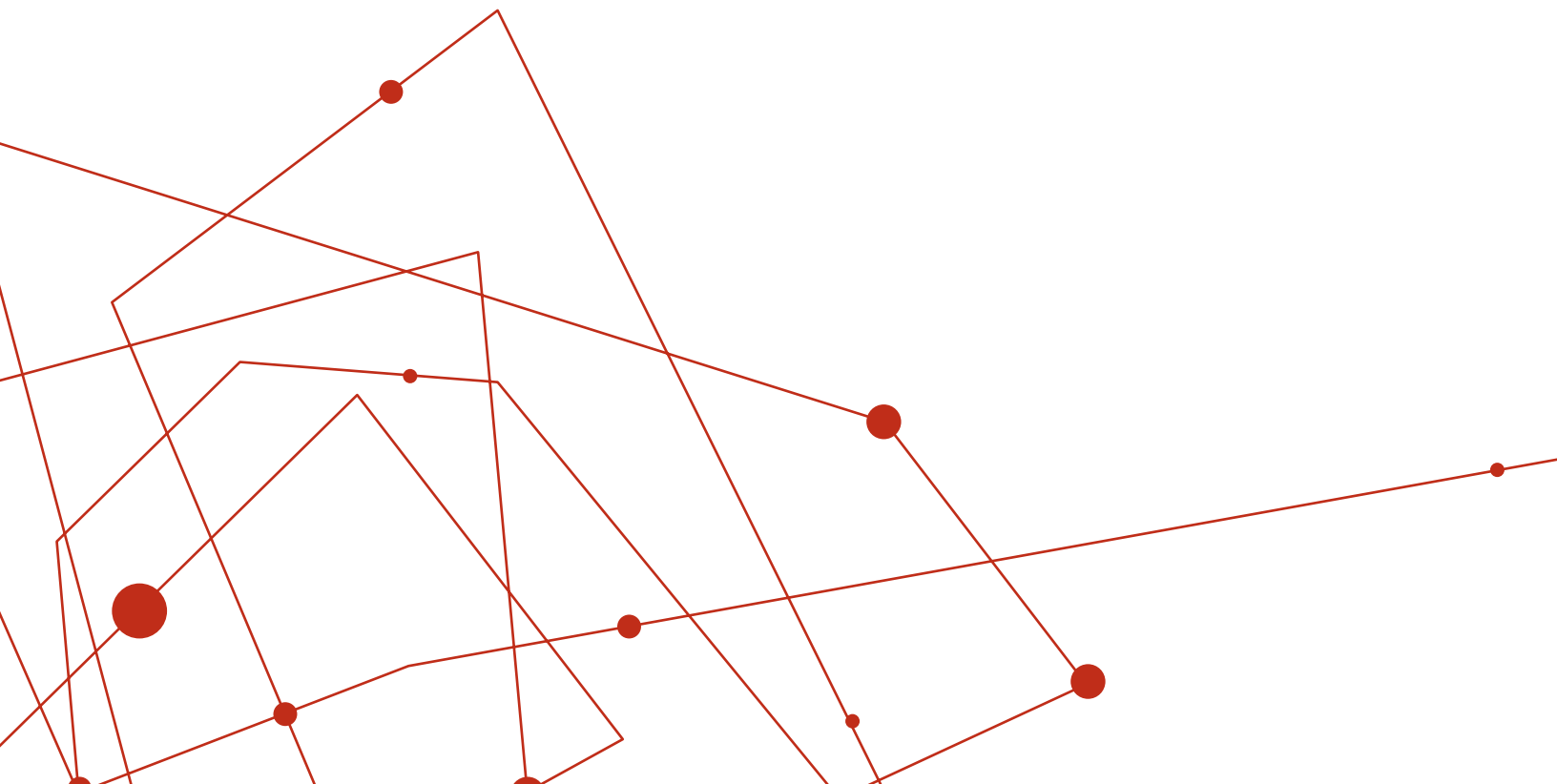
STORAGE

Built for heavy duty use. Beautiful and stable, these versatile cabinets work for a wide variety of storage needs.

STATEMENT OF LINE – 77

CABINETS – 79

BOOK SHELVES – 80



STATEMENT OF LINE

STORAGE



ASFVSC-1742
Single 60 Degree
Radius Cabinet



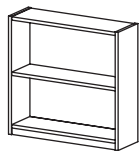
ADVFSC-2042
Double Face 60 Degree
Radius Cabinet



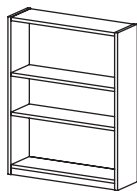
ASFVS-1742
Single Linear
Cabinet



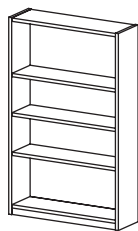
ADFVS-2042
Double Face Linear
Cabinet



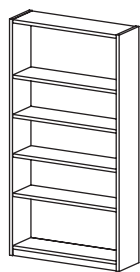
A1236MBC
Book Shelf



A1248MBC



A1260MBC




A1272MBC


Standard - Laminates




Bannister Oak
08



Blue Agave
U9




Crisp Linen
4E



Flax Linen
5T




Fusion Maple
7M



Grey Glace
18



High Rise
3E




Island
1E



New Age Oak
3L




Nepal Teak
72



Pressed Linen
5S




Sprout
T5



Tailored Linen
5R



Tangerine
T4



Ocean
1G

Premium - Laminates



Portico Teak
7P



5th Ave Elm
AE



White Cypress
3M



Grey Elm
3K

*Subject to current lead times.

Due to pattern scale and color variations in computer monitors and printers, we strongly suggest you view actual samples before making surface material selections.

Application & Specification Rules

- > Ships fully cartoned
- > 1" core standard
- > Standard with 75mm casters, 2 of which are locking
- > Perforated back panels are standard markerboard white paint finish
- > Standard with magnets on the outer side for docking
- > Edge band matches laminate selection

NEW!

Base Model	Size	Cubes Each Unctn	Lbs Each Unctn	List Price Standard Laminates	List Price Premium
Single 60 Degree Radius Cabinet					
ASFVSC-1742	42"h x 60"w x 17"d	36.5	228.0	\$2,417	\$2,901

NEW!

Double Face 60 Degree Radius Cabinet					
ADFVSC-2042	42"h x 60"w x 20"d	42.7	267.0	\$2,667	\$3,201

NEW!

Single Linear Cabinet					
ASFVS-1742	42"h x 42"w x 17"d	21.3	142.0	\$1,688	\$2,026

NEW!

Double Face Linear Cabinet					
ADFVS-2042	42"h x 42"w x 20"d	25.8	162.0	\$2,004	\$2,405

Model Builder

Base Model	•	1st Option Laminate
		See page 78
ASFVS-1742	•	7M

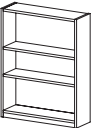
Model Example: ASFVS-1742.7M



Application & Specification Rules

- > Ships fully cartoned
- > Book shelves are 12"d
- > Edge band matches laminate selection

NEW!



Base Model	Description	Cubes Each Unctn	Lbs Each Unctn	List Price Standard Laminates	List Price Premium
A1236MBC	36"h x 37 1/4"w x 12"d	12.1	87.0	\$463	\$579
A1248MBC	48"h x 37 1/4"w x 12"d	15.9	102.0	\$540	\$675
A1260MBC	60"h x 37 1/4"w x 12"d	19.8	117.0	\$680	\$850
A1272MBC	72"h x 37 1/4"w x 12"d	23.6	140.0	\$821	\$1,027

Model Builder

Base Model	•	1st Option Laminate
		See page 78
A1236MBC	•	7M

Model Example: A1236MBC.7M

PROJECT

Large projects often include products that are not a part of the normal Artcobell production schedule. However, these products may still be needed to complete a project or fill a unique customer requirement. Many of those products are found in the Project Section of the price list. While Artcobell has the ability to manufacture the products in the Project Section, those products may require minimum quantities and/or longer lead times. Please contact Artcobell Sales or Customer Service before specifying, bidding, quoting or selling any product in the Project Section.

STATEMENT OF LINE – 82

SOLID PLASTIC SEATING – 98

ALPHABET SEATING – 86

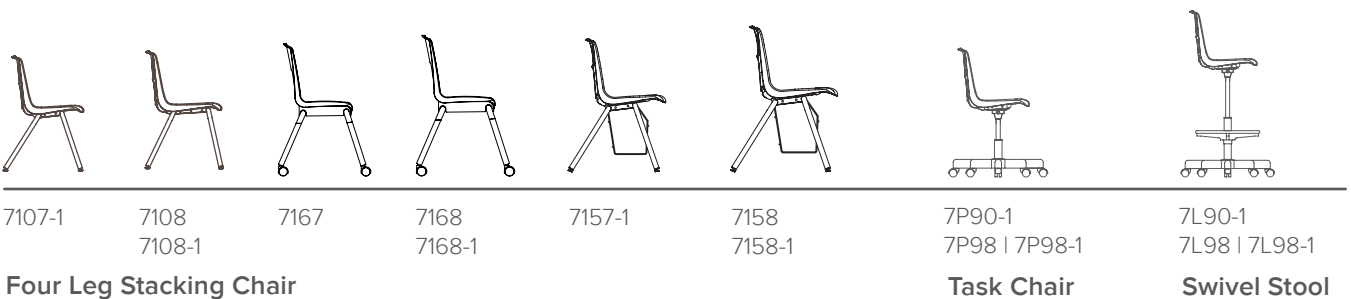
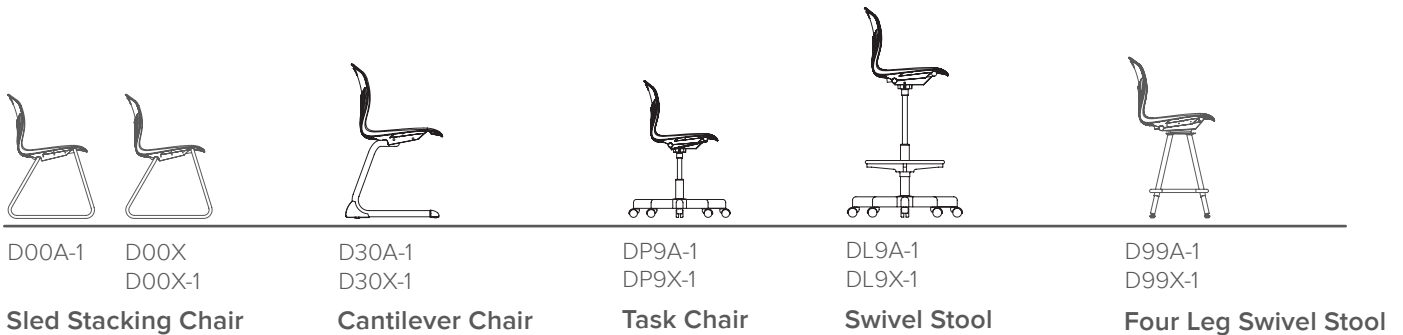
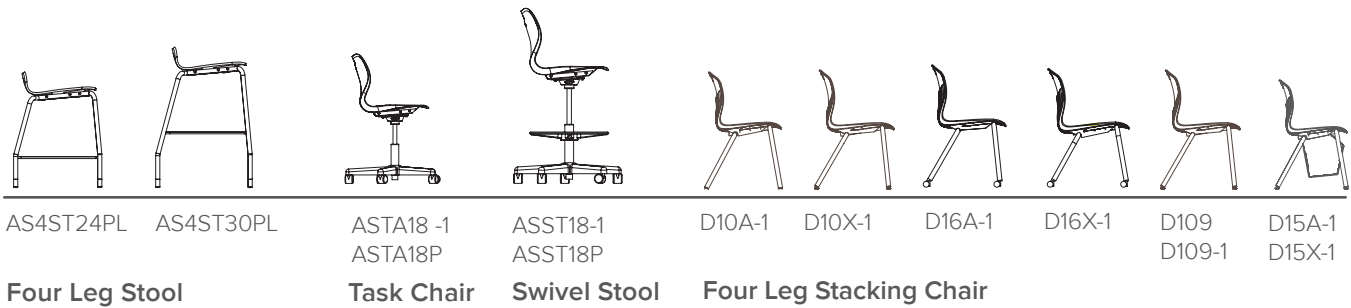
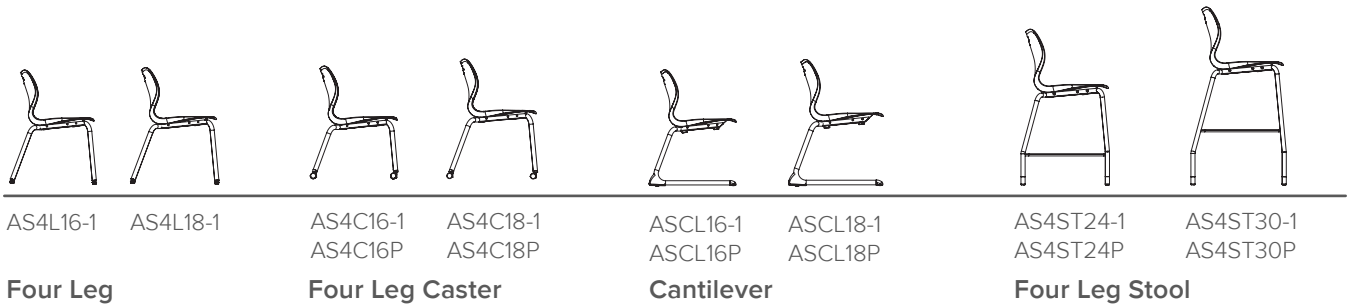
STUDENT DESKS – 99

DISCOVER SEATING – 89

UNIFLEX SEATING – 94

STATEMENT OF LINE

PROJECT



STATEMENT OF LINE

PROJECT



7990
7990-1
Four Leg Swivel Stool



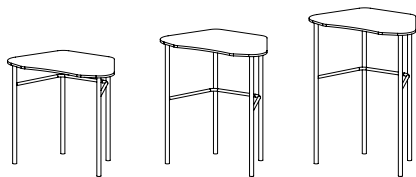
X105 X107
Four Leg Chair



DAJ6
Open Front Poly Box



7SD4F300 7SD4F360 7SD4F420 7SD4F306 7SD4F366 7SD4F426 7SD3F30 7SD3F36 7SD3F42
7SD Series



7SD4F30T 7SD4F36T 7SD4F42T
7SD Series



D85A | D85X
Sled Combo Desks




D75X | RH Entry 7457
Four Leg Combo Desks



H457S

Standard - Laminates



Premium + Markerboard - Laminates



*Subject to current lead times.


Markerboard

Solid Plastic




Due to pattern scale and color variations in computer monitors and printers, we strongly suggest you view actual samples before making surface material selections.

Poly



Alphabet Multi-Ply Chairs ONLY




* Subject to current lead times.

* Woodgrain Texture

Fabric Colors

Metal Frames



Due to pattern scale and color variations in computer monitors and printers, we strongly suggest you view actual samples before making surface material selections.

Four Leg Chair With Seat Pad

Application & Specification Rules

> Always ships fully cartoned.

> Must order in multiples of 4 (full carton quantity)

> Chairs stack four (4) high.



Base Model	Description	Seat Height	Units Per Ctn	Cubes Each	Lbs Each	Price Each
AS4L16-1	Seat Pad	16"	4	3.8	13.1	\$216
AS4L18-1	Seat Pad	18"	4	3.8	13.6	\$216

Model Builder

Base Model	•	1st Option Glide	•	2nd Option Frame Color	•	3rd Option Shell Color	•	4th Option Fabric Color
		Nylon (3) \$0 Steel (1) \$0 Non-Skid (2) \$7 Felt (F) \$7 Boot Indigo (M) \$7 Onyx (D) \$7 Graphite (G) \$7 Ruby Red (V) \$7		Chrome (5) \$0 Titanium (4) \$0 Black (7) \$0		See page 85		Black Marble (M) Scarlet (S) Titan Blue (T)
AS4L16-1	•	3	•	4	•	M	•	T

Model Example: AS4L16-1.3.4.M.T

Ply-Wood Four Leg Chair

Application & Specification Rules

> Always ships fully cartoned

> Chairs stack four (4) high.



Base Model	Seat Height	Units Per Ctn	Cubes Each	Lbs Each	Price Each
AS4L16P	16"	1	9.6	17.5	\$469
AS4L18P	18"	1	9.6	18.0	\$469

Model Builder

Base Model	•	1st Option Glide	•	2nd Option Frame Color	•	3rd Option Shell Color
		Nylon (3) \$0 Steel (1) \$0 Non-Skid (2) \$7 Felt (F) \$7 Boot Indigo (M) \$7 Onyx (D) \$7 Graphite (G) \$7 Ruby Red (V) \$7		Chrome (5) \$0 Titanium (4) \$0 Black (7) \$0		See page 85
AS4L16P	•	3	•	4	•	84

Model Example: AS4L16P.3.4.M.84

Four Leg Caster Chair

Application & Specification Rules

> Always ships fully cartoned.

> Must order poly shells in multiples of 4 (full carton quantities)



Base Model	Description	Seat Height	Units Per Ctn	Cubes Each	Lbs Each	Price Each
Poly Shell						
AS4C16-1	Seat Pad	16"	4	3.8	14.3	\$248
AS4C18-1	Seat Pad	18"	4	3.8	14.8	\$248
Multi-Ply Wood Shell						
AS4C16P		16"	1	9.6	18.7	\$510
AS4C18P		18"	1	9.6	19.2	\$510

Model Builder

Base Model	1st Option Caster	2nd Option Frame Color	3rd Option Shell Color	4th Option Fabric Color
	Hardwheel (H) \$0	Chrome (5) \$0 Titanium (4) \$0 Black (7) \$0	See pages 84-85	Black Marble (M) Scarlet (S) Titan Blue (T) Specify ONLY with -1 base models.
AS4C16P	H	4	84	

Model Example With Wood Shell: **AS4C16P.H.4.84**Model Example With Pad: **AS4C16-1.H.4.M.T**

Cantilever Chair

Application & Specification Rules

> Always ships fully cartoned.

> Must order poly shells in multiples of 4 (full carton quantities)

> Stacking multi-ply wood chairs is not recommended



Base Model	Description	Seat Height	Units Per Ctn	Cubes Each	Lbs Each	Price Each
Poly Shell						
ASCL16-1	Seat Pad	16"	4	3.8	16.6	\$246
ASCL18-1	Seat Pad	18"	4	3.8	17.2	\$246
Multi-Ply Wood Shell						
ASCL16P		16"	1	9.6	20.9	\$508
ASCL18P		18"	1	9.6	21.5	\$508

Model Builder

Base Model	1st Option Glide	2nd Option Frame Color	3rd Option Shell Color	4th Option Fabric Color
	Nylon (3) \$0 Steel (1) \$0 Felt (F) \$7 Non-Skid (2) \$7	Chrome (5) \$0 Titanium (4) \$0 Black (7) \$0	See pages 84-85	Black Marble (M) Scarlet (S) Titan Blue (T) Specify ONLY with -1 base models.
ASCL18-1	3	4	M	T

Model Example With Wood Shell: **ASCL18P.3.4.96**Model Example With Pad: **ASCL18-1.3.4.M.T**

Application & Specification Rules

> Always ships fully cartoned.

> Standard with nylon solo glide.

> Standard with welded foot rest



Base Model	Description	Seat Height	Units Per Ctn	Cubes Each	Lbs Each	Price Each
Poly Shell						
AS4ST24-1	Seat Pad	24"	1	9.0	32.6	\$296
AS4ST30-1	Seat Pad	30"	1	11.5	34.6	\$302



Multi-ply Wood Shell						
AS4ST24P		24"	1	9.0	36.5	\$559
AS4ST30P		30"	1	11.5	38.5	\$565



Low Back Multi-ply Wood Shell						
AS4ST24PL		24"	1	9.0	36.0	\$559
AS4ST30PL		30"	1	11.5	38.0	\$565

Model Builder

Base Model	•	1st Option Glide	•	2nd Option Frame Color	•	3rd Option Shell Color	•	4th Option Fabric Color
		Solo Nylon (P) \$0		Chrome (5) \$0 Titanium (4) \$0 Black (7) \$0		See pages 84-85		Black Marble (M) Scarlet (S) Titan Blue (T) Specify ONLY with -1 base models.
AS4ST30P	•	P	•	4	•	96	•	

Model Example With Wood Shell: AS4ST30P.P.4.96

Model Example With Pad: AS4ST24-1.P.4.D.M

Application & Specification Rules

- > Always ship fully cartoned, one unit per carton
- > Standard with five-star base with swivel and pneumatic height adjustment
- > Lab stool includes 18" diameter metal foot ring. 10" adjustment range. 8" to 18" from floor.
- > Stool includes height adjustable 18" diameter foot ring
- > Black base only, no color specification required



Base Model	Description	Seat Height	Units Per Ctn	Cubes Each Ctn	Lbs Each Ctn	List Price Each
Task Chair						
ASTA18-1	Poly Shell with Seat Pad	16" - 21"	1	6.2	23.5	\$324
ASTA18P	Multi-ply wood shell	16" - 21"	1	6.2	28.5	\$587



Swivel Stool						
ASST18-1	Poly Shell with Seat Pad	22" - 32"	1	6.2	28.0	\$370
ASST18P	Multi-ply wood shell	22" - 32"	1	6.2	33.0	\$633

Model Builder

Base Model	•	1st Option Caster/Glide	•	2nd Option Shell Color	•	4th Option Fabric Color
		Hard wheel Caster (H) \$0 Bell Glide (B) \$0		See page 85		Black Marble (M) Scarlet (S) Titan Blue (T) Specify ONLY with -1 base models.
ASTA18-1	•	H	•	M	•	S

Model Example With Wood Shell: **ASTA18P.H.M**
 Model Example With Pad: **ASTA18-1.H.M.S**

Application & Specification Rules

> Four leg and caster chairs ship without cartons on truckloads

> ONLY caster chairs available with 50mm dual wheel casters. Use code H in glide option field below

> Four leg chairs stack to 10 high
Caster chairs stack 4 high

> Bookrack chairs must be ordered in multiples of 2 (full carton quantities)

> Bookrack chairs always ship fully cartoned



Base Model	Description	Seat Height	Cubes Each Unctn	Lbs Each Unctn	List Price Each
D10A-1	Seat Pad	18"	1.5	9.5	\$145
D10X-1	Seat Pad	18"	1.6	13.0	\$159



With Casters

D16A-1	Seat Pad	18"	1.5	12.8	\$197
D16X-1	Seat Pad	18"	1.6	14.4	\$210



Music Chair - Band Pitch

D109		18"	1.5	8.9	\$98
D109-1	Seat Pad	18"	1.5	9.5	\$168

With Book Rack - Always Ships Fully Cartoned



Base Model	Description	Seat Height	Chairs Per Ctn	Cubes Each Ctn	Lbs Each Ctn	List Price Each
D15A-1	Seat Pad	18"		5.9	15.0	\$214
D15X-1	Seat Pad	18"		6.7	17.1	\$224

Model Builder

Base Model	•	1st Option Glide	•	2nd Option Frame Color	•	3rd Option Shell Color	•	4th Option Fabric Color
		Nylon (3) \$0 Steel (1) \$0 Non-Skid (2) \$7 Felt (F) \$7 Boot Indigo (M) \$7 Onyx (D) \$7 Graphite (G) \$7 Ruby Red (V) \$7 Casters, Hardwheel (H) \$0		Black (7) \$0 Chrome (5) \$0 Titanium (4) \$0		See page 85		Black Marble (M) Scarlet (S) Titan Blue (T) Specify ONLY with -1 base models.
D10A-1	•	3	•	4	•	M	•	T

Model Example With Pad: D10A-1.3.4.M.T

Four Leg Stacking Chair

FULLY CARTONED



Application & Specification Rules

> NOTE MODELS ARE FOR CARTON QUANTITIES

> Carton pack models for LTL Shipments

> Chairs stack to 10 high, caster chairs stack 4 high

> Carton Pack models are priced and sold as 5-packs only.

> By ordering a quantity of one (1) you will receive 5 chairs

> ONLY caster chairs available with 50mm dual wheel casters. Use code H in glide option field below



Base Model	Description	Seat Height	Chairs Per Ctn	Cubes Ctn	Lbs Ctn	Carton Price
D10AC-1	Seat Pad, 5-Chairs, Fully Cartoned	18"	5	13.2	58.5	\$744
D10XC-1	Seat Pad, 5-Chairs, Fully Cartoned	18"	5	19.0	72.5	\$819



With Casters

D16AC-1	Seat Pad, 4-Chairs, Fully Cartoned	18"	4	13.2	57.3	\$881
D16XC-1	Seat Pad, 4-Chairs, Fully Cartoned	18"	4	19.0	65.7	\$931



Music Chair

D109C	5-Chairs, Fully Cartoned	18"	5	13.2	54.5	\$514
D109C-1	Seat Pad, 5-Chairs, Fully Cartoned	18"	5	13.2	57.5	\$864

Model Builder

Base Model	1st Option Glide	2nd Option Frame Color	3rd Option Shell Color	4th Option Fabric Color
	Nylon (3) \$0 Steel (1) \$0 Non-Skid (2) \$7 Felt (F) \$7 Boot Indigo (M) \$7 Onyx (D) \$7 Graphite (G) \$7 Ruby Red (V) \$7 Casters, Hardwheel (H) \$0	Chrome (5) \$0 Titanium (4) \$0 Black (7) \$0	See page 85	Black Marble (M) Scarlet (S) Titan Blue (T) Specify ONLY with -1 base models.
D10AC-1	. 3	. 4	. M	. T

Model Example With Pad: D10AC-1.3.4.M.T

Application & Specification Rules

> Ships without cartons on truckloads

> Chrome finish only

> Chairs stack 10-high



Base Model	Description	Seat Height	Units Per Ctn	Cubes Each	Lbs Each	Price Each
D00A-1	Seat Pad	18"	5	1.4	10.8	\$188
D00X		18"	5	1.4	11.9	\$132
D00X-1	Seat Pad	18"	5	1.4	12.5	\$202

Sled Stacking Chair - **FULLY CARTONED**> **NOTE MODELS ARE FOR CARTON QUANTITIES**

> By ordering a quantity of one (1) you will receive 5 chairs

> Carton Pack models are priced and sold as 5-packs only

> Carton pack models for LTL shipments

> Chairs stack 10 high



Base Model	Description	Seat Height	Units Per Ctn	Cubes Each Chair	Lbs Each Chair	Price Each Chair
D00AC-1	Seat Pad, 5-Chairs, Fully Cartoned	18"	5	14.2	59.5	\$960
D00XC	5-Chairs, Fully Cartoned	18"	5	14.2	56.5	\$684
D00XC-1	Seat Pad, 5-Chairs, Fully Cartoned	18"	5	14.2	59.5	\$1,034

Model Builder

Base Model	•	1st Option Glide	•	2nd Option Frame Color	•	3rd Option Shell Color	•	4th Option Fabric Color
		None (X) \$0		Chrome (5) \$0		See page 85		Black Marble (M) Scarlet (S) Titan Blue (T) Specify ONLY with -1 base models.
D00A-1	•	X	•	5	•	9H	•	M

Model Example With Pad: D00A-1.X.5.9H.M

Application & Specification Rules

> Always ships fully cartoned

> Must order in multiples of 4 (full carton quantity)

> Chairs stack 4 high



Base Model	Seat Height	Units Per Ctn	Cubes Each	Lbs Each	Price Each
D30A-1	18"	4	3.9	16.1	\$215
D30X-1	18"	4	5.0	17.1	\$235

Model Builder

Base Model	•	1st Option Glide	•	2nd Option Frame Color	•	3rd Option Shell Color	•	4th Option Fabric Color
		Nylon (3) \$0 Steel (1) \$0 Non-Skid (2) \$7 Felt (F) \$7		Chrome (5) \$0 Titanium (4) \$0 Black (7) \$0		See page 85		Black Marble (M) Scarlet (S) Titan Blue (T) Specify ONLY with -1 base models.
D30A-1	•	3	•	5	•	9H	•	M

Model Example: D30A-1.3.5.9H.M

Task Chair and Swivel Stool

Application & Specification Rules

- > Always ships fully cartoned, one unit per carton
- > Five-star base, black only
- > Lab stool includes 18" diameter metal foot ring.
10" adjustment range, 8" to 18" from floor
- > Available with hard-wheel caster or bell glides
- > Pneumatic height adjustment.

Base Model	Description	Seat Height	Units Per Ctn	Cubes Each	Lbs Each	List Price
------------	-------------	-------------	---------------	------------	----------	------------

Task Chair

DP9A-1	Seat Pad, A shell size	17" - 22"	1	6.2	22.9	\$276
DP9X-1	Seat Pad, A+ shell size	17" - 22"	1	6.2	24.1	\$302

Swivel Stool

DL9A-1	Seat Pad, A shell size	24" - 34"	1	6.2	29.6	\$302
DL9X-1	Seat Pad, A+ shell size	24" - 34"	1	6.2	30.8	\$328

Model Builder

Base Model	•	1st Option Glide/Caster	•	2nd Option Shell Color	•	4th Option Fabric Color
		Hard Wheel Caster (H) \$0 Bell Glide (B) \$0		See page 85		Black Marble (M) Scarlet (S) Titan Blue (T) Specify ONLY with -1 base models.
DL9A-1	•	H	•	M	•	S

Model Example: DL9A-1.H.M.S

Four Leg Swivel Stool

Application & Specification Rules

- > Always ships fully cartoned
- > Include foot rest, non-adjustable
- > Seat swivels 360-degrees
- > Must order in multiples of 2 (full carton quantity)

Base Model	Description	Seat Height	Units Per Ctn	Cubes Each	Lbs Each	Price Each
D99A-1	Seat Pad, A shell size	25" - 33"	2	5.0	23.3	\$305
D99X-1	Seat Pad, A+ shell size	25" - 33"	2	5.0	24.0	\$322

Model Builder

Base Model	•	1st Option Glide	•	2nd Option Frame Color	•	3rd Option Shell Color	•	4th Option Fabric Color
		Nylon (3) \$0 Steel (1) \$0 Non-Skid (2) \$7 Felt (F) \$7 Boot Indigo (M) \$7 Onyx (D) \$7 Graphite (G) \$7 Ruby Red (V) \$7		Chrome (5) \$0 Black (7) \$0 Titanium (4) \$0		See page 85		Black Marble (M) Scarlet (S) Titan Blue (T) Specify ONLY with -1 base models.
D99A-1	•	3	•	5	•	M	•	S

Model Example: D99A-1.3.5.M.S

Application & Specification Rules

- > Four leg and caster chairs ship without cartons on truckloads
- > ONLY caster chairs available with 50mm dual wheel casters. Use code H in glide option field below
- > Four leg chairs stack to 10 high
Caster chairs stack 4 high
- > Bookrack chairs always ship fully cartoned
- > Bookrack chairs must be ordered in multiples of 2 (full carton quantities)



Base Model	Description	Seat Height	Cubes Each Unctn	Lbs Each Unctn	List Price Each
7107-1	Seat Pad	18½"	1.3	9.8	\$142
7108		18½"	1.3	10.12	\$84
7108-1	Seat Pad	18½"	1.3	11.7	\$154



With Casters					
7167-1	Seat Pad	17½"	1.2	12.0	\$192
7168		18½"	1.3	12.9	\$133
7168-1	Seat Pad	18½"	1.3	13.5	\$203

With Book Rack - Always Ships Fully Cartoned



Base Model	Description	Seat Height	Units Per Ctn	Cubes Each Chair	Lbs Each Chair	Price Each Chair
7157-1	Seat Pad	17½"	2	4.8	12.0	\$204
7158		18½"	2	7.6	15.4	\$146
7158-1	Seat Pad	18½"	2	7.6	16.0	\$216

Model Builder

Base Model	•	1st Option Glide	•	2nd Option Frame Color	•	3rd Option Shell Color	•	4th Option Fabric Color
		Nylon (3) \$0 Steel (1) \$0 Non-Skid (2) \$7 Felt (F) \$7 Boot Indigo (M) \$7 Onyx (D) \$7 Graphite (G) \$7 Ruby Red (V) \$7 Casters, Hardwheel (H) \$0		Chrome (5) \$0 Black (7) \$0 Titanium (4) \$0		See page 85		Black Marble (M) Scarlet (S) Titan Blue (T) Specify ONLY with -1 base models.
7168	•	H	•	4	•	M	•	

Model Example Without Pad: 7168.H.4.M

Model Example With Pad: 7168-1.H.4.M.T

Application & Specification Rules> **NOTE MODELS ARE FOR CARTON QUANTITIES**

> Carton pack models for LTL shipments

> All chairs stack to 10 high

> **ONLY** caster chairs available with 50mm dual wheel casters. Use code H in glide option field below

> Carton pack models are priced and sold as 5 packs or 6 packs only (model dependent)

> By ordering a quantity of one (1) you will receive 5-6 chairs (model dependent)



Base Model	Description	Seat Height	Chairs Per Ctn	Cubes Each Ctn	Lbs Each Ctn	List Price Each
7107C-1	Seat Pad, 5-Chairs, Fully Cartoned	17½"	5	13.2	54.5	\$621
7108C	5-Chairs, Fully Cartoned	18½"	5	13.2	60.6	\$444
7108C-1	Seat Pad, 5-Chairs, Fully Cartoned	18½"	5	13.2	63.6	\$794

**With Casters**

7167C-1	Seat Pad, 5-Chairs, Fully Cartoned	17½"	5	13.2	64.5	\$982
7168C	5-Chairs, Fully Cartoned	18½"	5	13.2	70.6	\$689
7168C-1	Seat Pad, 5-Chairs, Fully Cartoned	18½"	5	13.2	73.6	\$1,039

Model Builder

Base Model	•	1st Option Glide	•	2nd Option Frame Color	•	3rd Option Shell Color	•	4th Option Fabric Color
		Nylon (3) \$0 Steel (1) \$0 Non-Skid (2) \$7 Felt (F) \$7 Boot Indigo (M) \$7 Onyx (D) \$7 Graphite (G) \$7 Ruby Red (V) \$7 Casters, Hardwheel (H) \$0		Chrome (5) \$0 Black (7) \$0 Titanium (4) \$0		See page 85		Black Marble (M) Scarlet (S) Titan Blue (T) Specify ONLY with -1 base models.
7108C	•	3	•	4	•	M	•	

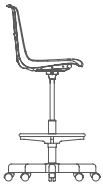
Model Example Without Pad: **7108C.3.4.M**Model Example With Pad: **7108C-1.3.4.M.M**

Application & Specification Rules

> Always ships fully cartoned, one unit per carton

> Lab stool includes 18" diameter metal foot ring.
10" adjustment range, 8" to 18" from floor

> Five-star base, black only



Base Model	Description	Seat Height	Units Per Ctn	Cubes Each	Lbs Each	List Price Each
Task Chair						
7P90-1	Seat Pad, A Shell	16 ¼" - 20 ¾"	1	6.2	18.6	\$266
7P98	A+ Shell	16 ¼" - 20 ¾"	1	6.2	19.0	\$217
7P98-1	Seat Pad	16 ¼" - 20 ¾"	1	6.2	19.6	\$287
Swivel Stool						
7L90-1	Seat Pad, A Shell	23" - 33"	1	6.2	25.3	\$292
7L98	A+ Shell	23" - 33"	1	6.2	25.7	\$244
7L98-1	Seat Pad, A+ Shell	23" - 33"	1	6.2	26.3	\$314

Model Builder

Base Model	•	1st Option Glide/Caster	•	2nd Option Shell Color	•	3rd Option Fabric Color
		Hard Wheel Caster (H) \$0 Bell Glide Caster (B) \$13		See page 85		Black Marble (M) Scarlet (S) Titan Blue (T) Specify ONLY with -1 base models.
7L98	•	B	•	M	•	

Model Example Without Pad: 7L98.B.M

Model Example With Pad: 7L90-1.B.M.T



Application & Specification Rules

- > Always ships fully cartoned
- > Include foot rest, non-adjustable
- > Seat swivels 360-degrees
- > Must order in multiples of 2 (full carton quantity)



Base Model	Description	Seat Height	Units Per Ctn	Cubes Each	Lbs Each	List Price Each
7990		23" - 31"	2	5	19.0	\$210
7990-1	Seat Pad	23" - 31"	2	5	19.6	\$280

Model Builder

Base Model	•	1st Option Glide	•	2nd Option Frame Color	•	3rd Option Shell Color	•	4th Option Fabric Color
		Nylon (3) \$0		Black (7) \$0 Chrome (5) \$0 Titanium (4) \$0		See page 85		Black Marble (M) Scarlet (S) Titan Blue (T) Specify ONLY with -1 base models.
7990	•	3	•	2	•	N	•	

Model Example Without Pad: 7990.3.2.N
Model Example With Pad: 7990-1.3.2.N.M



Application & Specification Rules

- > Always ships fully cartoned
- > All chairs stack to 4 high
- > Must order in multiples of 4 (full carton quantities)



Base Model	Seat Height	Units Per Ctn	Cubes Each	Lbs Each	Price Each
X105	15 1/2"	4	2.80	15.0	\$147
X107	18"	4	3.90	20.0	\$147

Model Builder

Base Model	.	1st Option Glide	.	2nd Option Frame Color	.	3rd Option Seat and Back Color
		Nylon (3) \$0 Steel (I) \$0 Non-Skid (2) \$7 Felt (F) \$7 Boot Indigo (M) \$7 Onyx (D) \$7 Graphite (G) \$7 Ruby Red (V) \$7		Black (7) \$0 Chrome (5) \$0 Titanium (4) \$0		Navy (N)
X107	.	3	.	4	.	N

Model Example: X107.3.4.N

Application & Specification Rules

- > Always ships fully cartoned, two units per carton
- > 3/4" core standard
- > Fully integrated polypropylene book box
- > Must order in multiples of 2 (full carton quantity)
- > Ships KD, field installation of legs required
- > When selecting a markerboard laminate, you must specify base model with banded flat edge (E)



Base Model	Top Size	Description	Height	Units Per Ctn	Cubes Each	Lbs Each	List Price Standard Laminates	List Price Premium/Markerboard
DAJ63	20" x 26"	Laminate Clear Edge (3)	22"-30"	2	2.7	24.5	\$133	\$170
DAJ6E	20" x 26"	Laminate Banded Flat Edge (E)	22"-30"	2	2.7	24.5	\$165	\$202

Model Builder

Base Model	•	1st Option Glide	•	2nd Option Frame Color	•	3rd Option Book Box Color	•	4th Option Top Color
		Nylon (3) \$0		Chrome (5) \$0 Black (7) \$0 Titanium (4) \$0		See page 85 \$0		See page 84
DA0E3	•	3	•	5	•	M	•	7M

Model Example: DA0E3.3.5.M.7M

Application & Specification Rules

- > Always ships fully cartoned, two units per carton
- > Accommodates a variety of book box and backpack hook accessories. See page 38
- > When selecting a markerboard laminate, you must specify base model with banded flat edge (E)
- > Must order in multiples of 2 (full carton quantity)
- > Accessories are specified and priced separately. All accessories are field installed



Base Model	Top Material Edge	Height	Units Per Ctn	Cubes Each	Lbs Each	List Price Standard Laminates	List Price Premium/Markerboard
Four Leg Student Desk Rectangle 18" x 24"							
7SD4F3003	Laminate Clear Edge (3)	Fixed, 30"	2	4.9	20.0	\$125	\$160
7SD4F300E	Laminate Banded Flat Edge (E)	Fixed, 30"	2	4.9	20.0	\$155	\$190
7SD4F300S	Solid Plastic (S)	Fixed, 30"	2	4.9	22.0	\$183	N/A
7SD4F3603	Laminate Clear Edge (3)	Fixed, 36"	2	5.5	21.0	\$151	\$186
7SD4F360E	Laminate Banded Flat Edge (E)	Fixed, 36"	2	5.5	21.0	\$181	\$216
7SD4F360S	Solid Plastic (S)	Fixed, 36"	2	5.5	23.0	\$209	N/A
7SD4F4203	Laminate Clear Edge (3)	Fixed, 42"	2	6.75	26.0	\$171	\$206
7SD4F420E	Laminate Banded Flat Edge (E)	Fixed, 42"	2	6.75	26.0	\$201	\$236
7SD4F420S	Solid Plastic (S)	Fixed, 42"	2	6.75	28.0	\$229	N/A



Four Leg Student Desk Rectangle 20" x 26"							
7SD4F3063	Laminate Clear Edge (3)	Fixed, 30"	2	5.5	21.0	\$154	\$191
7SD4F306E	Laminate Banded Flat Edge (E)	Fixed, 30"	2	5.5	21.0	\$186	\$223
7SD4F306S	Solid Plastic (S)	Fixed, 30"	2	5.5	23.0	\$220	N/A
7SD4F3663	Laminate Clear Edge (3)	Fixed, 36"	2	6.5	22.0	\$180	\$217
7SD4F366E	Laminate Banded Flat Edge (E)	Fixed, 36"	2	6.5	22.0	\$212	\$249
7SD4F366S	Solid Plastic (S)	Fixed, 36"	2	6.5	24.0	\$246	N/A
7SD4F4263	Laminate Clear Edge (3)	Fixed, 42"	2	6.75	27.0	\$200	\$237
7SD4F426E	Laminate Banded Flat Edge (E)	Fixed, 42"	2	6.75	27.0	\$232	\$269
7SD4F426S	Solid Plastic (S)	Fixed, 42"	2	6.75	29.0	\$266	N/A



Tri-Top 28" x 28"							
7SD3F303	Laminate Clear Edge (3)	Fixed, 30"	2	7.4	24.0	\$159	\$199
7SD3F30E	Laminate Banded Flat Edge (E)	Fixed, 30"	2	7.4	24.0	\$194	\$234
7SD3F30S	Solid Plastic (S)	Fixed, 30"	2	7.4	26.0	\$261	N/A
7SD3F363	Laminate Clear Edge (3)	Fixed, 36"	2	9.0	25.0	\$273	\$313
7SD3F36E	Laminate Banded Flat Edge (E)	Fixed, 36"	2	9.0	25.0	\$308	\$348
7SD3F36S	Solid Plastic (S)	Fixed, 36"	2	9.0	27.0	\$375	N/A
7SD3F423	Laminate Clear Edge (3)	Fixed, 42"	2	10.6	26.0	\$304	\$344
7SD3F42E	Laminate Banded Flat Edge (E)	Fixed, 42"	2	10.6	26.0	\$339	\$379
7SD3F42S	Solid Plastic (S)	Fixed, 42"	2	10.6	28.0	\$406	N/A



Trapezoid 20" x 32"							
7SD4F30T3	Laminate Clear Edge (3)	Fixed, 30"	2	7.3	25.0	\$166	\$206
7SD4F30TE	Laminate Banded Flat Edge (E)	Fixed, 30"	2	7.3	25.0	\$201	\$241
7SD4F30TS	Solid Plastic (S)	Fixed, 30"	2	7.3	27.0	\$251	N/A
7SD4F36T3	Laminate Clear Edge (3)	Fixed, 36"	2	6.9	26.0	\$280	\$320
7SD4F36TE	Laminate Banded Flat Edge (E)	Fixed, 36"	2	6.9	26.0	\$315	\$355
7SD4F36TS	Solid Plastic (S)	Fixed, 36"	2	6.9	28.0	\$365	N/A
7SD4F42T3	Laminate Clear Edge (3)	Fixed, 42"	2	10.5	27.0	\$212	\$252
7SD4F42TE	Laminate Banded Flat Edge (E)	Fixed, 42"	2	10.5	27.0	\$247	\$287
7SD4F42TS	Solid Plastic (S)	Fixed, 42"	2	10.5	29.0	\$297	N/A

Model Builder

Base Model	1st Option Glide	2nd Option Frame Color	3rd Option Top Color	4th Option Band Color
	Nylon (3) \$0	Titanium (4) \$0 Chrome (5) \$0 Black (7) \$0	See page 84	Titanium (4) Black (0)
7SD4F3003	3	4	7M	

Model Example: 7SD4F3003.3.4.7M



Application & Specification Rules

- > Always ships fully cartoned, two units per carton
- > Standard with fixed wire book rack
- > When selecting a markerboard laminate, you must specify base model with banded flat edge (E)
- > Must order in multiples of 2 (full carton quantities)



Base Model	Top Size	Description	Height	Units Per Ctn	Cubes Each	Lbs Each	List Price Standard Laminates	List Price Premium/Markerboard
D75X3	18" x 24"	Laminate Clear Edge (3)	17 1/2"	2	10.4	34.2	\$253	\$288
D75XE	18" x 24"	Laminate Banded Flat Edge (E)	17 1/2"	2	10.4	34.2	\$283	\$318
D75XS	18" x 24"	Solid Plastic (S)	17 1/2"	2	10.4	34.2	\$311	N/A

Model Builder

Base Model	•	1st Option Glide	•	2nd Option Frame Color	•	3rd Option Shell Color	•	4th Option Top Color
		Nylon (3) \$0		Chrome (5) \$0 Black (7) \$0 Titanium (4) \$0		See page 85		See page 84
D75X3	•	3	•	5	•	M	•	7M

Model Example: D75X3.3.5.M.7M

Application & Specification Rules

- > Always ships fully cartoned, two units per carton
- > Standard with fixed wire book rack
- > Standard without glides
- > Must order in multiples of 2 (full carton quantities)



Base Model	Top Size	Description	Height	Units Per Ctn	Cubes Each	Lbs Each	List Price Standard Laminates	List Price Premium/Markerboard
D85A3	18" x 24"	Laminate Clear Edge (3)	18"	2	4.8	43.9	\$338	\$373
D85AE	18" x 24"	Laminate Banded Flat Edge (E)	18"	2	4.8	43.9	\$368	\$403
D85AS	18" x 24"	Solid Plastic (S)	18"	2	4.8	47.9	\$396	N/A
D85X3	18" x 24"	Laminate Clear Edge (3)	18"	2	11.5	44.8	\$373	\$408
D85XE	18" x 24"	Laminate Banded Flat Edge (E)	18"	2	11.5	44.8	\$403	\$438
D85XS	18" x 24"	Solid Plastic (S)	18"	2	11.5	48.8	\$431	N/A

Model Builder

Base Model	•	1st Option Glide	•	2nd Option Frame Color	•	3rd Option Shell Color	•	4th Option Top Color
		None (X) \$0		Chrome (5) \$0		See page 85		See page 84
D85A3	•	X	•	5	•	M	•	7M

Model Example: D85A3.X.5.M.7M



Application & Specification Rules

- > Always ships fully cartoned, two units per carton
- > Standard with fixed wire book rack
- > When selecting a markerboard laminate, you must specify base model with banded flat edge (E)
- > Must order in multiples of 2 (full carton quantities)



Base Model	Top Size	Description	Height	Units Per Ctn	Cubes Each	Lbs Each	List Price Standard Laminates	List Price Premium/Markerboard
74573	18" x 24"	Laminate Clear Edge (3)	17 1/2"	2	9.3	29.0	\$204	\$239
7457E	18" x 24"	Laminate Banded Flat Edge (E)	17 1/2"	2	9.3	29.0	\$234	\$269
7457S	18" x 24"	Solid Plastic (S)	17 1/2"	2	9.3	33.0	\$262	N/A

Model Builder

Base Model	•	1st Option Glide	•	2nd Option Frame Color	•	3rd Option Shell Color	•	4th Option Top Color
		Nylon (3) \$0		Chrome (5) \$0 Black (7) \$0 Titanium (4) \$0		See page 85		See page 84
7457S		3		5		D		D

Model Example: 7457S.3.5.D.D



Application & Specification Rules

- > Always ships fully cartoned, two units per carton
- > Must order in multiples of 2 (full carton quantities)
- > Standard with fixed wire book rack



Base Model	Top Size	Description	Height	Units Per Ctn	Cubes Each	Lbs Each	Price Each
H457S	18" x 24"	Solid Plastic (S)	17 1/2"	2	9.3	41.0	\$317

Model Builder								
Base Model	.	1st Option Glide	.	2nd Option Frame Color	.	3rd Option Seat & Back Color	.	4th Option Top Color
		Nylon (3) \$0		Chrome (5) \$0 Black (7) \$0 Titanium (4) \$0		Navy (N)		Grey Spectrum (J) Sugar Maple (D) Beige (4)
H457S	.	3	.	5	.	N	.	J

Model Example: H457S.3.5.N.J

The warranty information below is effective on all Artcobell products for orders manufactured after January 1, 2017. For warranty information concerning orders placed prior to January 1, 2017, please refer to the warranty information contained in the published price list of the corresponding year. For additional information relating to warranty, please contact your Customer Service Representative.

Effective January 1, 2018

Artcobell warrants to the original purchaser that its products are free from defects in material and workmanship under normal classroom or commercial use for as long as the life of the product, except as set forth below.

During the warranty period, Artcobell will replace, or at its option, repair locally, repair at its factory, or return the purchase price of any Artcobell brand product manufactured after January 1, 2016 that, upon inspection by Artcobell, is determined to be defective in material or workmanship.

This warranty is subject to the following provisions:

Some natural variations occurring in polypropylene material or other natural materials are inherent to their character and are not considered defects. Artcobell does not warrant the colorfastness or matching of colors, grains, or textures of these materials. Customer's Own Material (COM) selected by and used at the request of an original purchaser is not warranted.

Our products are intended for interior use — exterior use of them will void the warranty.

The materials and components listed below are covered from the date of sale according to the following:

- Seating controls, glides, pneumatic cylinders, casters, chroming and polymer-based components and foam – 3 years
- User-adjustable worksurface mechanisms, tablet arm mechanisms, lounge products, occasional tables, seating upholstery fabrics and vinyls and other covering materials – 3 years

This warranty does not apply to:

- Normal wear and tear
- Damage from environmental factors
- Damage from sharp objects (e.g., writing utensils, heeled shoes, scissors, jewelry, and keys)
- Damage from accident, alteration, misuse, or improper installation or maintenance
- Modifications or attachments to the product not approved by Artcobell
- Products used for rental purposes
- Damage caused by the carrier in-transit, which is handled under separate terms
- Third-party products – Artcobell, to the extent possible, will pass through to the original purchaser (and process claims under) any warranty provided by third-party products supplied to Artcobell.
- All warranty claims are to be made in writing by the original purchaser. The original purchaser may be required to produce the invoice or other evidence to establish that a claim is within the warranty period.

To the extent allowed by law, Artcobell makes no other warranty, either express or implied, including any warranty or merchantability or fitness for a particular purpose. Artcobell is not liable for any indirect consequential or incidental damages. This warranty contains the original purchaser's exclusive remedy.

Your Artcobell Dealer is our resource in supporting your warranty requests. To obtain service under this warranty, please contact your Artcobell Dealer.