

Portfolio

MARCH • v2
PRICER

ADAPTABLE SOLUTIONS
FOR LEARNING WITHOUT
BOUNDARIES

CONTENT

	TERMS & CONDITIONS	3
	PRODUCT INFO	5
	SOFT SEATING	16
	SEATING	33
	STUDENT DESKS	60
	TABLES	79
	TEACHER STATIONS	101
	STORAGE	109
	PROJECT	120
	WARRANTY	130

Authorized Dealers: Only dealers (“Dealer”) that have been approved by Artcobell Corporation (“ABC”), and are in good standing with ABC are authorized to market, provide pricing, and submit orders for ABC products. By engaging in business transactions with ABC, Dealers agree to the current ABC terms and conditions.

Pricing: All pricing provided by ABC to Dealers is based on the current list price and excludes taxes, freight, delivery, and installation. Except as stated in a quote number issued by ABC, any discount ABC offers a Dealer will be from current list price at the standard dealer discount. In order to obtain the discount in an issued quote number, Dealer must provide the quote number, discount and pricing at the time it submits a purchase order. If the correct quote number and pricing are not provided, the Dealer will receive its standard dealer discount.

Payment Terms: ABC will invoice Dealer for product upon shipment. Dealer agrees to pay each invoice according to terms. Dealer terms will be determined by Artcobell through credit analysis. Certain Dealers may qualify for 1% 10 Net 30 days from the invoice date. Payment must be received by bank within 10 days of invoice date to receive the 1% discount. No payment may be withheld because of partial delivery. Dealer will pay interest on any unpaid amount due at the lower of 1.5% per month or the highest rate allowed by law. If ABC takes any action to collect any amount due, Dealer will pay all costs and expenses, including court costs and reasonable attorney fees, incurred by ABC in collecting such amount.

Order Placement and Acknowledgments: Dealers will submit all orders with complete model number (i.e., color, frame, material, finish), and for product that must be shipped in cartons, carton quantity. ABC will not process or put into production an order without complete information. Lead time will be calculated based on the time the order is processed. After an order is processed, ABC will acknowledge the order via email or fax. Acknowledgments provided by ABC represent estimated completion dates and are not contractually binding. Any expenses incurred as a result of longer lead times will be the responsibility of the dealer. Dealer is responsible for checking the acknowledgment and immediately notifying ABC of any discrepancies.

Changes and Cancellations: Changes requested by Dealer after ABC has acknowledged the order must be sent in writing and are subject to written approval by ABC and additional charges. If ABC approves in writing any request by Dealer to cancel all or any part of an order after 48 hours from time of acknowledgment, dealer agrees to pay 25% cancellation fee.

Returns: Product will not be returned for refund, credit, or replacement, except on written approval by ABC. If approved by ABC, dealer agrees to pay a restocking fee determined by ABC and any associated freight charges.

Delays: ABC will not be liable for any delay or interruption in its performance caused by circumstances beyond its reasonable control, including, without limitation, strikes, lockouts, work stoppages, accidents, terrorism, and availability of materials, acts of nature or God, inability to obtain transportation, or acts of the enemy. Delays so caused will not release Dealer from its obligation to accept and pay for the product.

Storage: Products that are complete and ready must be shipped within 30 days of original request date otherwise subject to storage fees.

Delivery and Installation: All shipments are F.O.B. ABC’s factory or distribution center. Delivery is always quoted to take place during ABC’s regular working hours on ABC’s regularly scheduled business days (holidays excluded). Dealer will pay additional labor costs resulting from overtime work performed at Dealer’s request. Dealer is responsible for providing: a clean, debris-free space with electricity, heat, hoisting/elevator service, and adequate facilities for off-loading, staging, uncartoning, and moving product; insurance and permits required at the site; and disposal containers. Delivery does not include the following additional expenses, which are the responsibility of Dealer: providing a licensed electrician, as required by national or local codes, to connect products to building power. If the space is under construction or other trades are working in the same space during the product installation, Dealer will immediately inspect the product on delivery for defects. If Dealer or Dealer’s customer is not available to inspect product on delivery, then Dealer and Dealer’s customer accept that all product was delivered in satisfactory condition and Dealer accepts all responsibility for any damages found later.

Loss and Damages: After delivery of product to Dealer’s shipper or, if ABC is arranging freight, after delivery to shipping address, all risk of loss or damage shall pass to Dealer, including, without limitation, any loss or damage caused by weather, other trades (such as painting or plastering, electrical or telephone installation), fire or other elements, and Dealer agrees to hold ABC harmless from any such loss or damage.

Warranties: Dealer’s remedies are limited exclusively to those set forth in ABC’s standard limited warranty as published at www.artcobell.com at the time of delivery of the product to carrier. ABC MAKES NO WARRANTY, EXPRESS OR IMPLIED, WITH RESPECT TO ANY PRODUCT OR SERVICE FURNISHED TO DEALER, AND ANY IMPLIED WARRANTIES OF MERCHANTABILITY OR FITNESS FOR A PARTICULAR PURPOSE ARE EXPRESSLY DISCLAIMED BY ABC. No agent or outside party has any authority to make

any warranty or representation to Dealer on behalf of ABC with respect to any product or service provided to Dealer by ABC. In no event will Artcobell be liable for any consequential, indirect, incidental, or punitive damages. Modifications to the product or use other than the intended purpose voids the warranty.

Shipment Terms: All orders shall be shipped prepaid and, unless specified, by ABC's carrier of choice. "Best way" shipping will be used. Pricing on shipments is an estimate and may vary by special charges incurred due to the consignee. These are estimates and additional charges are the responsibility of the Dealer.

LTL shipments are dock-to-dock at Dealer's expense. Any special delivery considerations are the responsibility of the consignee. This includes any accessorial charges billed by the carrier. LTL shipments may also be subject to a packaging surcharge.

Delivery dates are the responsibility of the carrier unless otherwise agreed to between Artcobell Corporation and the consignee. No expenses will be incurred by Artcobell Corporation for missed delivery appointments. Delivery scheduling is to be handled between the dealer and the carrier. All expenses incurred due to detention or other factors, caused by the consignee, shall be the responsibility of the dealer. If the delivery location is not ready for receipt of a shipment, all charges incurred by the freight company will be passed on to the dealer. If the shipment returns to Artcobell Corporation, the costs for handling and restocking will be billed back to the dealer, along with an administrative fee of 5% of the order total.

Dealer arranged van shipments will be assessed a service fee of \$150.

If a "live load" appointment is missed by more than 2 hours or the driver arrives after 2:00pm, a missed appointment fee of \$250 will be assessed to the Dealer. The carrier will not be guaranteed immediate attention if a live load appointment is missed, and the load may need to be rescheduled. Shipments outside of the continental U.S. are to be pre-arranged by the dealer.

Shipment Damages: Artcobell will not be responsible for freight damage on prepaid shipments when items are shipped via small parcel (USPS, UPS, Fed Ex, etc.).
















Any freight damage, truckload or LTL, MUST be notated on the POD (proof of delivery) or reported within 5 days of delivery in order to qualify for a no cost replacement from Artcobell. All shipments should be carefully inspected at the time of delivery by the consignee. Any damages are to be noted on the bill of lading at the time of delivery. Concealed damage must be reported within 15 days of receipt of shipment. Damaged freight must be held at the point of delivery, along with original packaging to be considered for a claim. Digital photos are required and will speed up the claims process. Shipments left unopened for a period of more than 15 days will not be considered for claim or replacement. Shipment liability ceases after 15 days of delivery.

Shipment Shortages: Shortages not reported within 15 days of shipment receipt will not be honored for a claim. Shortages must be noted on the bill of lading at the time of delivery and reported to Artcobell within 15 days for consideration. Claims for shortages will not be approved if ABC has a "scan sheet" confirming all products were loaded.

Dealer's and User's Care and Use Instructions: Products are to be used for their intended purpose and inspected on a regular basis to avoid structural failures and possible injury. Inspections are to include verifying there are no loose or missing screws, rivets, or other fasteners. Products are to be inspected for cracks, fatigue, or broken welds. Products that have adjustability are to be inspected to ensure the fasteners are installed and adjusted properly. Any product showing signs of damage or improper adjustment must be removed from service immediately and notice must be promptly provided to ABC and the furnishing dealer. Repairs are to be made with factory authorized parts and methods.

Other: Questions about invoices must be communicated to ABC within 15 days of the invoice date. These Terms and Conditions may be changed by ABC without notice and are the only terms and conditions which apply to ABC's products. These Terms and Conditions are governed by Texas law, without regard to its conflicts of laws provisions. In the event of a dispute, the non-prevailing party will pay the prevailing party's reasonable attorneys' fees.

* Product line, prices, discounts, payment terms, and other terms and conditions applicable to the sale of products to the Dealer are subject to change by Artcobell without notice.

**Acid**
S01**Basil**
S02**Bazaar**
S03**Blackberry**
S04**Borscht**
S05**Bottle**
S06**Bronze**
S07**Carbon**
S08**Celery**
S09**Champagne**
S10**Chestnut**
S11**Cream**
S12**Crème De Menthe**
S13**Ice**
S14**Imperial**
S15**Jet**
S16**Lagoon**
S17**Limoncello**
S18**Luggage**
S19**Mandarin**
S20**Marine**
S21**Marsh**
S22**Meteor**
S23**Mocha**
S24**Neutra**
S25**Peat**
S26**Plata**
S27**Poppy**
S28**Raspberry**
S29**Sage**
S30**Sapphire**
S31**Sterling**
S32**Storm**
S33**Taupe**
S34**Turquoise**
S35**Umber**
S36**Zest**
S37

Due to pattern scale and color variations in computer monitors and printers, we strongly suggest you view actual samples before making surface material selections.



View specifications +
cleaning guide

For pricing and lead times, contact Cindy Hawkins (chawkins@artcobell.com)

Due to pattern scale and color variations in computer monitors and printers, we strongly suggest you view actual samples before making surface material selections.



* Aegean
K01



* Alaska
K02



* Aqua
K03



* Clay
K04



* Coral
K05




* Desert
K06



* Driftwood
K07



* Goldenrod
K08



* Indigo
K09



* Rose
K10




* Sage
K11



* Sapphire
K12



* Sky
K13




* Thunder
K14




* Truffle
K15



* Vanilla
K16



* Viridian
K17



* Wisteria
K18



View specifications +
cleaning guide

For pricing and lead times, contact Cindy Hawkins (chawkins@artcobell.com)


Due to pattern scale and color variations in computer monitors and printers, we strongly suggest you view actual samples before making surface material selections.



* **Bazaar**
U01




* **Bronze**
U02



* **Champagne**
U03



* **Chocolate**
U04



* **Citron**
U05



* **Foam**
U06



* **Haze**
U07



* **Iceberg**
U08



* **Marsh**
U09



* **Neptune**
U10



* **Saffron**
U11



* **Smokehouse**
U12



* **Taupe**
U13



* **Teal**
U14




View specifications +
cleaning guide

For pricing and lead times, contact Cindy Hawkins (chawkins@artcobell.com)

Due to pattern scale and color variations in computer monitors and printers, we strongly suggest you view actual samples before making surface material selections.



* **Charcoal**
T01



* **Delta**
T02



* **Espresso**
T03



* **Flaxen**
T04




* **Fresh**
T05



* **Indigo**
T06




* **Mineral**
T07



* **Peacock**
T08



* **Pewter**
T09




* **Pollen**
T10



* **Salsa**
T11



* **Sorrel**
T12



* **Zest**
T13



View specifications +
cleaning guide







For pricing and lead times, contact Cindy Hawkins (chawkins@artcobell.com)

Due to pattern scale and color variations in computer monitors and printers, we strongly suggest you view actual samples before making surface material selections.

NXT MOV, Alphabet and Discover Seating, Poly Bookbox, DA0/DAJ


					
Indigo M	Azure Z	Royal Blue 9B	Blueberry 9H	Reef DT	Clover DG
					
*Apple Green 9E	Purple Iris 93	Maroon MN	Ruby Red V	Squash 9L	Sunset Orange 9S
					
Taupe T	Skyline <i>NEW!</i> SS	Onyx D	Graphite G	Titanium TN	

MOV Stool


					
Azure Z	Apple Green 9E	Ruby Red V	Sunset Orange 9S	Onyx D	Titanium TN




Crisp Linen
4E



Nordic Linen
C9



Pressed Linen
5S




Flax Linen
5T



Classic Linen NEW!
4G



Linen NEW!
BA




High Rise
3E



Handspun Pearl NEW!
HP




Handspun Chestnut
HC NEW!



Handspun Slate NEW!
HS



Handspun Dove NEW!
HD



Designer White NEW!
90



Candy Apple
J8



Catalina
N3




Fresh Cut
N5



Hanairo
AN



Wasabi
FD



Kingswood Walnut
N8



French Pear
H4




Norwegian Ash NEW!
NA




Jubilee Oak NEW!
JU




Brazilwood
3A



Pinnacle Walnut
F9




***Portico Teak NEW!**
7P




***Skyline Walnut NEW!**
A3



Fusion Maple
7M




Bannister Oak
08




Nepal Teak
72



Grey Glace
18



Grey Nebula NEW!
69



Graphite Nebula NEW!
1P



Cleaning guide

Markerboard Laminates * Indicates Premium Pricing



*** Fossil**
WD




*** Folkstone**
WF




*** Markerboard White**
W5


Edge Bands




Apple Green
J




Indigo
C




Blueberry
6




Primary Red
H




Orange
5




Black
0



Graphite *NEW!*
2




Titanium
4




White
W


Solid Plastic



Sugar Maple
D







Grey Spectrum
J








Walnut
W







Metal Frames * Indicates Premium Pricing

			
Titanium 4	Chrome 5	Black 7	*White W



DSLP + DTLP Leg Kits * Indicates Premium Pricing

				
Titanium/Chrome .3.4	Black/Chrome .3.7	*White/Chrome .3.W	*Titanium/Titanium .3.4.4	*Black/Black .3.7.7




Standard Laminates (Mobile Shelves, Tall Storage, Wardrobes, Bookshelves, Carrels)

Crisp Linen
4ENordic Linen
C9Pressed Linen
5SFlax Linen
5TLinen
BAHigh Rise
3EPinnacle Walnut
F9Brazilwood
3AFusion Maple
7MKingswood Walnut
N8French Pear
H4Designer White **NEW!**
90

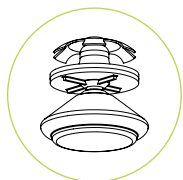
Markerboard Laminates (Maker Space Door Kit) * Indicates Premium Pricing

* Fossil
WD* Folkstone
WF* Markerboard White
W5

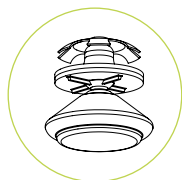
Back Panels (Mobile Shelves, Mobile Library Shelves) * Indicates Premium Pricing

Titanium
4*White
W*Black
7

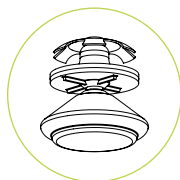
Cleaning guide



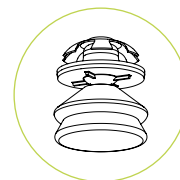
Nylon (3)
All purpose nylon swivel glide
Rounded leading edge
VCT, Vinyl, Tile or Carpet flooring



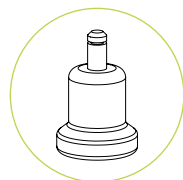
Steel (1)
All purpose steel swivel glide
Best glide for carpeted surfaces



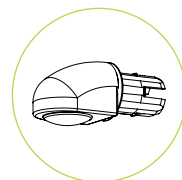
Non Skid (2)
All purpose non-skid swivel glide
Not for use on carpeted surfaces



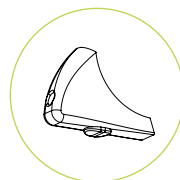
Felt (F)
All purpose felt swivel glide
VCT, Vinyl, Tile or Wood.
Glide cap can be changed out in seconds



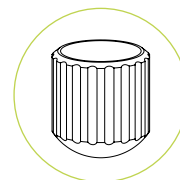
Bell Glide (B)
For use on 5-star task and
Stool bases. Nylon base



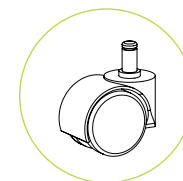
Cantilever Toe Glide
Select from nylon (3), Steel (1)
Felt (F) or Non-skid (2) button
Glide inserts.



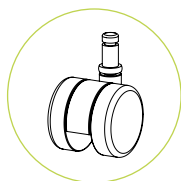
Cantilever Heel Glide
Select from nylon (3), Steel (1)
Felt (F) or Non-skid (2) button
Glide inserts.



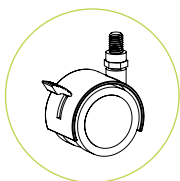
Boot Glide ()**
Non-Skid Rubber
Available in Multiple Colors
VCT, Vinyl or Tile



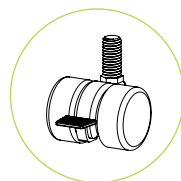
Hard Wheel (H)
50mm Dual Hard Wheel
7/16 x 7/8 brass grip ring



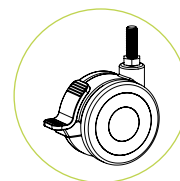
Hard Wheel
50mm Dual Hard Wheel
7/16 x 7/8 brass grip ring
Discover and Uniflex
4-Leg Chairs



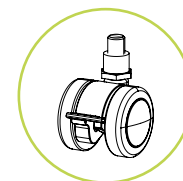
TA-CPS4
50mm Dual Soft Wheel
Locking Caster
3/8" - 16 x 1"
Threaded Stem



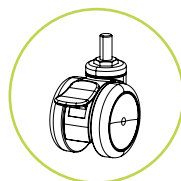
TA-CPS37T4
37 mm Dual Wheel Caster
3/8" - 16 x 1"
Threaded Stem



TA-CPTD3
75mm Locking Caster
3/8" - 16 x 1"
Threaded Stem



TA-CPMS50T4
50mm Locking Caster
3/8" - 16 x 1"
Threaded Stem



TA-CPMS75T4
75mm Locking Caster
3/8" - 16 x 1"
Threaded Stem

REFER TO SPECIFIC PRODUCT PAGES FOR GLIDE AVAILABILITY BY MODEL.

NOTE ON GLIDES & FLOOR MAINTENANCE

Our research shows that no single solution can provide optimum performance across all floor types and conditions. Overall performance is based upon the type of flooring, preventative floor maintenance program and glide design & material selection. Highly textured flooring and/or floors with enhanced wear resistant layers can negatively impact glide wear and floor surface. To maximize the performance of your furniture glides, floors must be properly prepared, and maintained. Soil, grit and the wrong polish can make a floor susceptible to damage regardless of the glides used on your furniture. Your flooring installer and/or manufacturer can provide specific guidelines on floor maintenance and precautions.

SOFT SEATING

The latest entry into the Artcobell line focuses on COMFORT and FLEXIBILITY. Clever upholstered shapes, available in easy care fabrics and vinyl, are designed to mix and match in any space. Our sleek new lounge pieces - sofa, love seat and chair - provide good looks and practicality to more public areas and offices.

STATEMENT OF LINE – 17

SQUARE – 20

ROUND ROCKER – 20

ROUND – 21

CRESCENT – 21

ARCS – 22

BENCHES – 23

2-STEP + 3=STEP – 24

OTTOMAN – 25

LEGS/CASTERS – 25

RECTANGLE PADS - 26

SNUGSACKS – 26

CUBE – 27

SPOT – 28

PIXEL – 29

WEDGE – 30

BARREL + BARREL SLANT – 31

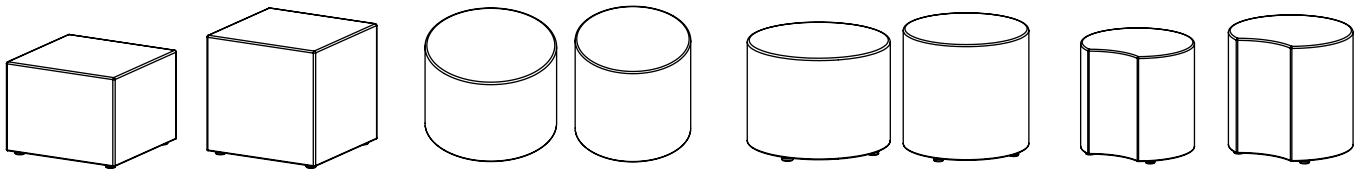
LOUNGE CHAIR + SOFA – 32

STATEMENT OF LINE

SOFT SEATING



Check out the NEW!
Spradling offering



SS-SQ14

SS-SQ18

SS-RR14

SS-RR18

SS-RD14

SS-RD18

SS-CR14

SS-CR18

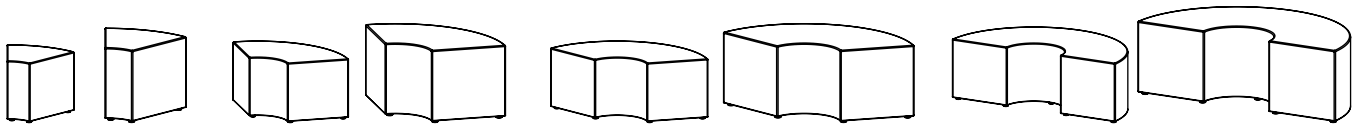
Square

Round Rocker

Round

Crescent

CIRCLES + SQUARES



SS-R814

SS-R818

SS-R414

SS-R418

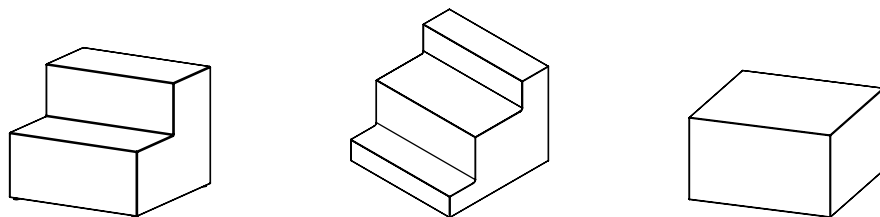
SS-R314

SS-R318

SS-R214

SS-R218

Arcs



SS-ST230

SS-ST330

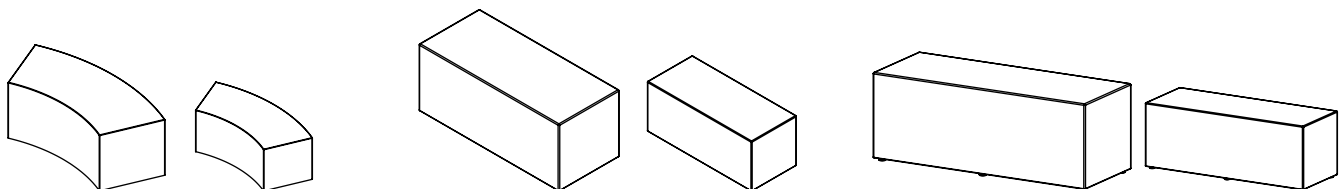
SS-SQ3818

2-STEP

3-STEP

Ottoman | 38" Square

BENCHES



SS-BC18

SS-BC14

SS-RC1842

SS-RC1442

SS-RC1848

SS-RC1448

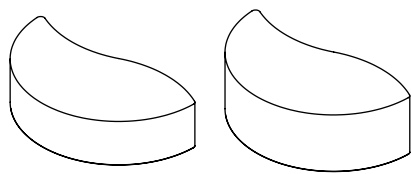
Curved Bench

Rectangle Bench

artcobell

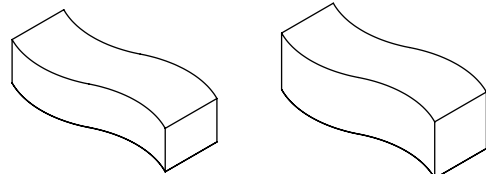
STATEMENT OF LINE

SOFT SEATING



SS-NEB14 SS-NEB18

Nebula Bench



SS-EXP14 SS-EXP18

Expanse Bench

BENCHES



SS-BBR3 SS-BBR4

SnugSacks



ASPOT16

Spot



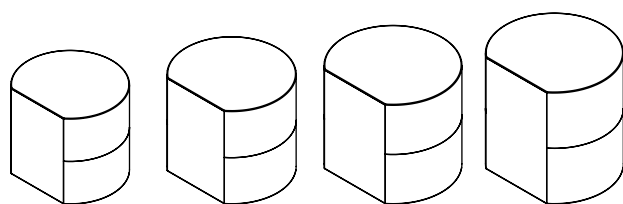
ASPXL16.4

Pixel



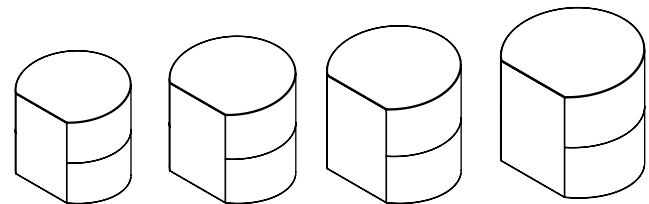
ASPXL16.R

FLOORWORK



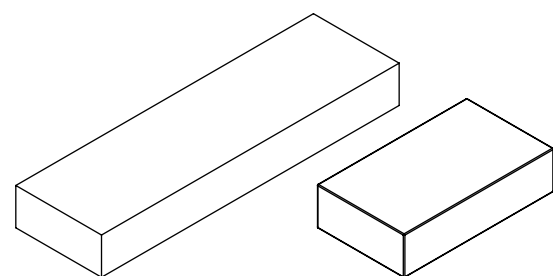
SS-BA12 SS-BA14 SS-BA16 SS-BA18

Barrel



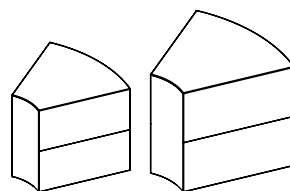
SS-BAS12 SS-BAS14 SS-BAS16 SS-BAS18

Barrel Slant



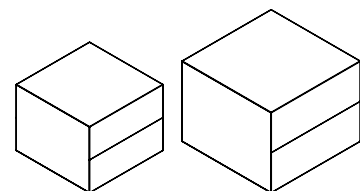
SS-RP4814 SS-RP2414

Pad



SS-PR814 SS-PR818

Wedge




SS-PSQ14 SS-PSQ18

Cube

STATEMENT OF LINE

SOFT SEATING



SS-SB24

Chair

LOUNGE

SS-SB48

Sofa

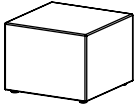
SS-SB60



Square

Application & Specification Rules

- > Always ships fully cartoned
- > Core constructed of durable foam with wood base
- > Silvertex colors are stocked and priced as standard (Grade 1).
- > Other fabrics priced as specials. Call for quote.
- > Dual-tone fabrics available. 1st Option = Sides; 2nd Option = Top
- > Standard with nylon glides; 3" legs and casters available separately on page 25

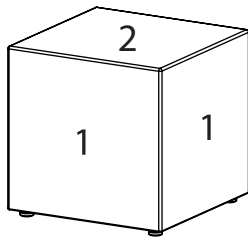


Model	Description	Dimensions	Units Per Ctn	Cubes Each	Lbs Each	List Price Each	Number of Legs Required
SS-SQ14	Square	18"w x 18"d x 14"h	1	4.3	16.0	\$530	4
SS-SQ18	Square	18"w x 18"d x 18"h	1	4.3	20.0	\$620	4

Square Dual-Tone *Grade 1 (Silvertex) only

SSD-SQ14	Square, Two Colors	18"w x 18"d x 14"h	1	4.3	16.0	\$680	4
SSD-SQ18	Square, Two Colors	18"w x 18"d x 18"h	1	4.3	20.0	\$770	4

Model Builder



Model	1st Option Fabric Color	2nd Option Fabric Color
	If specifying Dual-Tone, Option 1 = Sides See pages 5-9	If specifying Dual-Tone, Option 2 = Top/Bottom See pages 5-9
SS-SQ18	S08	
SSD-SQ18	S08	S21

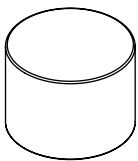
Model Example: SS-SQ18.S08

Dual-Tone Model Example: SSD-SQ18.S08.S21

Round Rocker

Application & Specification Rules

- > Always ships fully cartoned
- > Core constructed of durable foam with polyurethane base
- > Silvertex colors are stocked and priced as standard (Grade 1).
- > Other fabrics priced as specials. Call for quote.
- > Dual-tone fabrics available. 1st Option = Sides; 2nd Option = Top

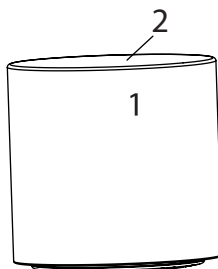


Model	Description	Dimensions	Units Per Ctn	Cubes Each	Lbs Each	List Price Each
SS-RR14	Round Rocker	18" diameter x 14"h	1	4.3	15.6	\$540
SS-RR18	Round Rocker	18" diameter x 18"h	1	4.3	19.6	\$620

Round Rocker Dual-Tone *Grade 1 (Silvertex) only

SSD-RR14	Round Rocker, Two Colors	18" diameter x 14"h	1	4.3	15.6	\$690
SSD-RR18	Round Rocker, Two Colors	18" diameter x 18"h	1	4.3	19.6	\$770

Model Builder



Model	1st Option Fabric Color	2nd Option Fabric Color
	If specifying Dual-Tone, Option 1 = Sides See pages 5-9	If specifying Dual-Tone, Option 2 = Top See pages 5-9
SS-RR18	S08	
SSD-RR18	S08	S21

Model Example: SS-RR18.S08

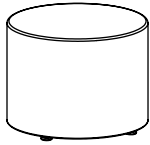
Dual-Tone Model Example: SSD-RR18.S08.S21



Round

Application & Specification Rules

- > Always ships fully cartoned
- > Core constructed of durable foam with wood base
- > Silvertex colors are stocked and priced as standard (Grade 1).
- > Other fabrics priced as specials. Call for quote.
- > Dual-tone fabrics available. 1st Option = Sides; 2nd Option = Top
- > Standard with nylon glides; 3" legs and casters available separately on page 25

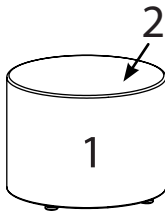


Model	Description	Dimensions	Units Per Ctn	Cubes Each	Lbs Each	List Price Each	Number of Legs Required
SS-RD14	Round	18" diameter x 14"h	1	4.3	13.6	\$470	4
SS-RD18	Round	18" diameter x 18"h	1	4.3	17.6	\$560	4

Round Dual-Tone *Grade 1 (Silvertex) only

SSD-RD14	Round, Two Colors	18" diameter x 14"h	1	4.3	13.6	\$620	4
SSD-RD18	Round, Two Colors	18" diameter x 18"h	1	4.3	17.6	\$710	4

Model Builder



Model	1st Option Fabric Color	2nd Option Fabric Color
	If specifying Dual-Tone, Option 1 = Sides See pages 5-9	If specifying Dual-Tone, Option 2 = Top See pages 5-9
SS-RD18	S08	
SSD-RD18	S08	S21

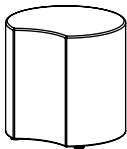
Model Example: SS-RD18.S08

Dual-Tone Model Example: SSD-RD18.S08.S21

Crescent

Application & Specification Rules

- > Always ships fully cartoned
- > Core constructed of durable foam with wood base
- > Silvertex colors are stocked and priced as standard (Grade 1).
- > Other fabrics priced as specials. Call for quote.
- > Dual-tone fabrics available. 1st Option = Sides; 2nd Option = Top
- > Standard with nylon glides; 3" legs and casters available separately on page 25

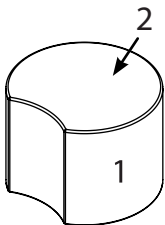


Model	Description	Dimensions	Units Per Ctn	Cubes Each	Lbs Each	List Price Each	Number of Legs Required
SS-CR14	Crescent	18" diameter x 14"h	1	4.3	13.6	\$480	4
SS-CR18	Crescent	18" diameter x 18"h	1	4.3	17.6	\$520	4

Crescent Dual-Tone *Grade 1 (Silvertex) only

SSD-CR14	Crescent, Two Colors	18" diameter x 14"h	1	4.3	13.6	\$630	4
SSD-CR18	Crescent, Two Colors	18" diameter x 18"h	1	4.3	17.6	\$670	4

Model Builder



Model	1st Option Fabric Color	2nd Option Fabric Color
	If specifying Dual-Tone, Option 1 = Sides See pages 5-9	If specifying Dual-Tone, Option 2 = Top See pages 5-9
SS-CR18	S08	
SSD-CR18	S08	S21

Model Example: SS-CR18.S08




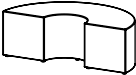
Dual-Tone Model Example: SSD-CR18.S08.S21






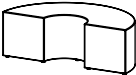
Arcs

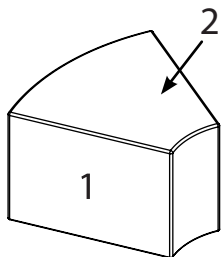
Application & Specification Rules

- > Always ships fully cartoned
- > Core constructed of durable foam with wood base
- > Silvertex colors are stocked and priced as standard (Grade 1).
- > Other fabrics priced as specials. Call for quote.
- > Dual-tone fabrics available. 1st Option = Sides; 2nd Option = Top
- > Standard with nylon glides; 3" legs and casters available separately on page 25

	Model	Description	Size	Units Per Ctn	Cubes Each	Lbs Each	List Price Each	Number of Legs Required
	SS-R814	1/8 Circle	21"w x 19"d x 14"h	1	4.3	15.3	\$570	4
	SS-R818	1/8 Circle	21"w x 19"d x 18"h	1	4.3	15.6	\$610	4
	SS-R414	1/4 Circle	38"w x 21"d x 14"h	1	10.1	22.3	\$1,100	5
	SS-R418	1/4 Circle	38"w x 21"d x 18"h	1	10.1	23.0	\$1,200	5
	SS-R314	1/3 Circle	47"w x 23"d x 14"h	1	13.7	42.0	\$1,250	8
	SS-R318	1/3 Circle	47"w x 23"d x 18"h	1	13.7	43.0	\$1,330	8
	SS-R214	1/2 Circle	54"w x 27"d x 14"h	1	18.1	46.7	\$1,950	8
	SS-R218	1/2 Circle	54"w x 27"d x 18"h	1	18.1	48.0	\$2,150	8

Arcs Dual-Tone *Grade 1 (Silvertex) only

	SSD-R814	1/8 Circle, Two Colors	21"w x 19"d x 14"h	1	4.3	15.3	\$720	4
	SSD-R818	1/8 Circle, Two Colors	21"w x 19"d x 18"h	1	4.3	15.6	\$760	4
	SSD-R414	1/4 Circle, Two Colors	38"w x 21"d x 14"h	1	10.1	22.3	\$1,250	5
	SSD-R418	1/4 Circle, Two Colors	38"w x 21"d x 18"h	1	10.1	23.0	\$1,350	5
	SSD-R314	1/3 Circle, Two Colors	47"w x 23"d x 14"h	1	13.7	42.0	\$1,500	8
	SSD-R318	1/3 Circle, Two Colors	47"w x 23"d x 18"h	1	13.7	43.0	\$1,580	8
	SSD-R214	1/2 Circle, Two Colors	54"w x 27"d x 14"h	1	18.1	46.7	\$2,300	8
	SSD-R218	1/2 Circle, Two Colors	54"w x 27"d x 18"h	1	18.1	48.0	\$2,500	8



Model Builder

Model	1st Option Fabric Color	2nd Option Fabric Color
	If specifying Dual-Tone, Option 1 = Sides See pages 5-9	If specifying Dual-Tone, Option 2 = Top See pages 5-9
SS-R818	S08	
SSD-R818	S08	S21

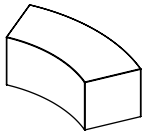
Model Example: SS-R818.S08

Dual-Tone Model Example: SSD-R818.S08.S21

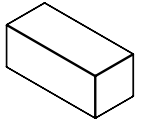


Application & Specification Rules

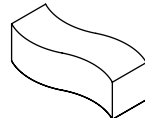
- > Always ships fully cartoned
- > Core constructed of durable foam with wood base
- > Silvertex colors are stocked and priced as standard (Grade 1).
- > Other fabrics priced as specials. Call for quote.
- > Dual-tone fabrics available. 1st Option = Sides; 2nd Option = Top
- > Standard with nylon glides; 3" legs and casters available separately on page 25



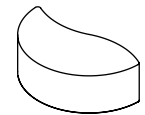
Model	Description	Dimensions	Units Per Ctn	Cubes Each	Lbs Each	List Price Each	Number of Legs Required
Curved, 45-degree radius works with Single-Face Radius Mobile Shelf ASFVSC-1742							
SS-BC14	Curved	14"h x 18"d	1	14.7	39.0	\$1,200	8
SS-BC18	Curved	18"h x 18"d	1	14.7	40.0	\$1,400	8



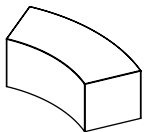
Rectangle, Works with Single-Face Mobile Shelf ASFVS-1742							
SS-RC1442	Rectangle	42"w x 18"d x 14"h	1	9.9	29.0	\$950	6
SS-RC1842	Rectangle	42"w x 18"d x 18"h	1	9.9	30.0	\$1,100	6
SS-RC1448	Rectangle	48"w x 18"d x 14"h	1	11.0	32.8	\$1,000	6
SS-RC1848	Rectangle	48"w x 18"d x 18"h	1	11.0	33.0	\$1,150	6



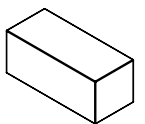
Expanse							
SS-EXP14	Expanse	54"w x 18"d x 14"h	1	18.1	40.1	\$1,898	10
SS-EXP18	Expanse	54"w x 18"d x 18"h	1	18.1	51.4	\$1,961	10



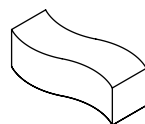
Nebula							
SS-NEB14	Nebula	54"w x 27"d x 14"h	1	18.1	46.0	\$2,036	6
SS-NEB18	Nebula	54"w x 27"d x 18"h	1	18.1	58.6	\$2,150	6



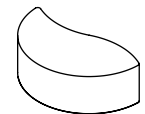
Curved Dual-Tone *Grade 1 (Silvertex) only							
SSD-BC14	Curved, Two Colors	14"h x 18"d	1	14.7	39.0	\$1,450	8
SSD-BC18	Curved, Two Colors	18"h x 18"d	1	14.7	40.0	\$1,650	8



Rectangle Dual-Tone *Grade 1 (Silvertex) only							
SSD-RC1442	Rectangle, Two Colors	42"w x 18"d x 14"h	1	9.9	29.0	\$1,200	6
SSD-RC1842	Rectangle, Two Colors	42"w x 18"d x 18"h	1	9.9	30.0	\$1,350	6
SSD-RC1448	Rectangle, Two Colors	48"w x 18"d x 14"h	1	11.0	32.8	\$1,250	6
SSD-RC1848	Rectangle, Two Colors	48"w x 18"d x 18"h	1	11.0	33.0	\$1,400	6

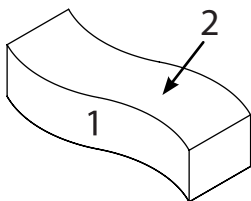


Expanse Dual-Tone *Grade 1 (Silvertex) only							
SSD-EXP14	Expanse, Two Colors	54"w x 18"d x 14"h	1	18.1	40.1	\$2,148	10
SSD-EXP18	Expanse, Two Colors	54"w x 18"d x 18"h	1	18.1	51.4	\$2,211	10



Nebula Dual-Tone *Grade 1 (Silvertex) only							
SSD-NEB14	Nebula, Two Colors	54"w x 27"d x 14"h	1	18.1	46.0	\$2,386	6
SSD-NEB18	Nebula, Two Colors	54"w x 27"d x 18"h	1	18.1	58.6	\$2,500	6

Model Builder



Model	1st Option Fabric Color	2nd Option Fabric Color
	If specifying Dual-Tone, Option 1 = Sides See pages 5-9	If specifying Dual-Tone, Option 2 = Top See pages 5-9
SS-BC18	S08	
SSD-BC18	S08	S21

Model Example: SS-BC18.S08

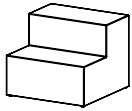
Dual-Tone Model Example: SSD-BC18.S08.S21



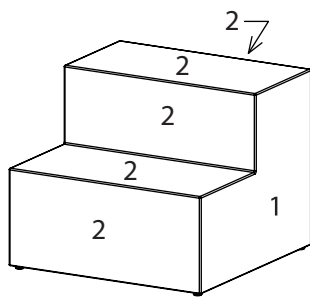
2-STEP

Application & Specification Rules

- > Always ships fully cartoned
- > Core constructed of durable foam with wood base
- > Silvertex colors are stocked and priced as standard (Grade 1).
- > Other fabrics priced as specials. Call for quote.
- > Dual-tone fabrics available. 1st Option = Sides; 2nd Option = Top Face + Back
- > Standard with nylon glides; 3" legs and casters available separately on page 25



Model	Description	Dimensions	Units Per Ctn	Cubes Each	Lbs Each	List Price Each	Number of Legs Required
SS-ST230	2-STEP	38"w x 38"d x 32"h	1	30.5	76.0	\$2,900	5
2-Step Dual-Tone *Grade 1 (Silvertex) only							
SSD-ST230	2-STEP, Two Colors	38"w x 38"d x 32"h	1	30.5	76.0	\$3,350	5



Model Builder

Model	1st Option Fabric Color	2nd Option Fabric Color
	If specifying Dual-Tone, Option 1 = Sides See pages 5-9	If specifying Dual-Tone, Option 2 = Top/Back See pages 5-9
SS-ST230	S08	
SSD-ST230	S08	S21

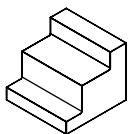
Model Example: SS-ST230.S08

Dual-Tone Model Example: SSD-ST230.S08.S21

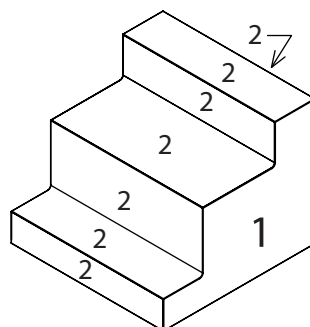
3-STEP

Application & Specification Rules

- > Always ships fully cartoned
- > Core constructed of durable foam with wood base
- > Silvertex colors are stocked and priced as standard (Grade 1).
- > Other fabrics priced as specials. Call for quote.
- > Dual-tone fabrics available. 1st Option = Sides; 2nd Option = Top Face + Back
- > Standard with nylon glides; 3" legs and casters available separately on page 25



Model	Description	Dimensions	Units Per Ctn	Cubes Each	Lbs Each	List Price Each	Number of Legs Required
SS-ST330	3-STEP	38"w x 38"d x 32"h	1	30.5	76.0	\$3,100	5
3-Step Dual-Tone *Grade 1 (Silvertex) only							
SSD-ST330	3-STEP, Two Colors	38"w x 38"d x 32"h	1	30.5	76.0	\$3,550	5



Model Builder

Model	1st Option Fabric Color	2nd Option Fabric Color
	If specifying Dual-Tone, Option 1 = Sides See pages 5-9	If specifying Dual-Tone, Option 2 = Top/Back See pages 5-9
SS-ST330	S08	
SSD-ST330	S08	S21

Model Example: SS-ST330.S08

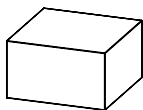
Dual-Tone Model Example: SSD-ST330.S08.S21



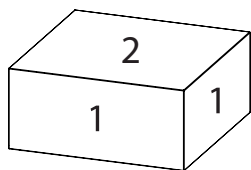
Ottoman | 38" Square

Application & Specification Rules

- > Always ships fully cartoned
- > Core constructed of durable foam with wood base
- > Silvertex colors are stocked and priced as standard (Grade 1). Other fabrics priced as specials. Call for quote.
- > Dual-tone fabrics available. 1st Option = Sides; 2nd Option = Top
- > Works with 2-Step and 3-Step as a corner unit
- > Standard with nylon glides; 3" legs and casters available separately on page 25



Model	Description	Dimensions	Units Per Ctn	Cubes Each	Lbs Each	List Price Each	Number of Legs Required
SS-SQ3818	38" Square Ottoman	38"w x 38"d x 18"h	1	16.7	67.0	\$2,100	5
Ottoman Dual-Tone *Grade 1 (Silvertex) only							
SSD-SQ3818	38" Square Ottoman, Two Colors	38"w x 38"d x 18"h	1	16.7	67.0	\$2,450	5



Model Builder

Model	1st Option Fabric Color	2nd Option Fabric Color
	If specifying Dual-Tone, Option 1 = Sides See pages 5-9	If specifying Dual-Tone, Option 2 = Top See pages 5-9
SS-SQ3818	S08	
SSD-SQ3818	S08	S21

Model Example: SS-SQ3818.S08

Dual-Tone Model Example: SSD-SQ3818.S08.S21

Caster Pack

Application & Specification Rules

- > 37mm caster works with Soft Seating models with glides
- > Adds 1" to overall height
- > Standard in black
- > Single pack; note number of legs required by model

Model	Description	Units Per Ctn	Cubes Each	Lbs Each	List Price Each
SSA-CPS.37T1	37mm caster, adds 1" to height	1-Caster	0.1	0.4	\$19

Soft Seating Leg

Application & Specification Rules

- > 3" titanium finish leg works with Soft Seating models with glides
- > Adds 2.5" to overall height
- > Standard in titanium
- > Single pack; note number of legs required by model

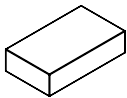
Model	Description	Units Per Ctn	Cubes Each	Lbs Each	List Price Each
SSA-LPS3T1.4	3" leg, Titanium, adds 2.5" to height	1-Leg	0.1	0.4	\$60



Rectangle Pad

Application & Specification Rules

- > Always ships fully cartoned
- > Specify cover fabric
- > Dual-tone fabrics available. 1st Option = Sides; 2nd Option = Top/Bottom
- > Core constructed of durable foam
- > Silvertex colors are stocked and priced as standard (Grade 1). Other fabrics priced as specials. Call for quote.
- > Non-slip gripper base (Black) available at extra charge. Not available for dual-tone models.



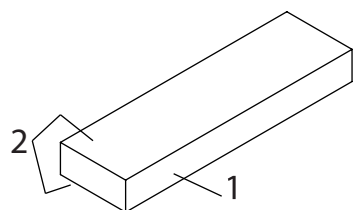
Model	Description	Dimensions	Seat Height	Units Per Ctn	Cubes Each	Lbs Each	List Price Each
Rectangle Pad							
SS-RP2414	Rectangle Pad	24"w x 14"d	6"	1	2.0	3.0	\$340
SS-RP4814	Rectangle Pad	48"w x 14"d	6"	1	3.9	6.0	\$500
Rectangle Pad with Gripper Base							
SS-RPG2414	Rectangle Pad, Black Gripper Base	24"w x 14"d	6"	1	2.0	3.0	\$370
SS-RPG4814	Rectangle Pad, Black Gripper Base	48"w x 14"d	6"	1	3.9	6.0	\$530
Rectangle Pad Dual-Tone *Grade 1 (Silvertex) only							
SSD-RP2414	Rectangle Pad, Two Colors	24"w x 14"d	6"	1	2.0	3.0	\$415
SSD-RP4814	Rectangle Pad, Two Colors	48"w x 14"d	6"	1	3.9	6.0	\$650

Model Builder

Model	1st Option Fabric Color	2nd Option Fabric Color
	If specifying Dual-Tone, Option 1 = Sides See pages 5-9	If specifying Dual-Tone, Option 2 = Top/Bottom See pages 5-9
SS-RP4814	S08	
SSD-RP4814	S08	S21

Model Example: SS-RP4814.S08

Dual-Tone Model Example: SSD-RP4814.S08.S21



SnugSacks

Application & Specification Rules

- > Always ships fully cartoned
- > Silvertex colors are stocked and priced as standard (Grade 1).
- > Filler may take 2-3 days to fully expand once opened.
- > Core constructed of vacuum-packed, shredded foam
- > Other fabrics priced as specials. Call for quote.



Model	Size	Units Per Ctn	Cubes Each	Lbs Each	List Price Each
SS-BBR3	36" diameter x 18" h	1	3	24	\$1,100
SS-BBR4	48" diameter x 24" h	1	4.4	33.0	\$1,200

Model Builder

Model	1st Option Fabric Color
	See pages 5-9
SS-BBR3	S08

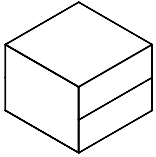
Model Example: SS-BBR.S08



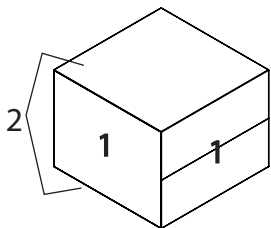
Cube

Application & Specification Rules

- > Always ships fully cartoned
- > Core constructed of durable foam
- > Silvertex colors are stocked and priced as standard (Grade 1).
- > Other fabrics priced as specials. Call for quote.
- > Dual-tone fabrics available. 1st Option = Sides; 2nd Option = Top/Bottom
- > Non-slip gripper base (Black) available at extra charge. Not available for dual-tone models.



Model	Description	Dimensions	Units Per Ctn	Cubes Each	Lbs Each	List Price Each
Cube						
SS-PSQ14	Cube	18"w x 18"d x 14"h	1	4.3	10.0	\$530
SS-PSQ18	Cube	18"w x 18"d x 18"h	1	4.3	12.0	\$580
Cube with Gripper Base						
SS-PSQG14	Cube, Black Gripper Base	18"w x 18"d x 14"h	1	4.3	10.0	\$560
SS-PSQG18	Cube, Black Gripper Base	18"w x 18"d x 18"h	1	4.3	12.0	\$610
Cube Dual-Tone *Grade 1 (Silvertex) only						
SSD-PSQ14	Cube, Black Two Colors	18"w x 18"d x 14"h	1	4.3	10.0	\$680
SSD-PSQ18	Cube, Black Two Colors	18"w x 18"d x 18"h	1	4.3	12.0	\$730



Model Builder

Model	1st Option Fabric Color	2nd Option Fabric Color
	If specifying Dual-Tone, Option 1 = Sides See pages 5-9	If specifying Dual-Tone, Option 2 = Top/Bottom See pages 5-9
SS-PSQ14	S08	
SSD-PSQ14	S08	S21

Model Example: SS-PSQ14.S08

Dual-Tone Model Example: SSD-PSQ14.S08.S21



Spots

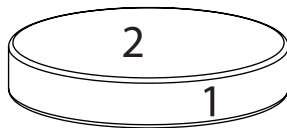
Application & Specification Rules

- > Always ships fully cartoned, 3 units per carton. Must be ordered in increments of 3
- > Single pack cartons available; per unit \$5 NET charge
- > Dual-tone fabrics available. 1st Option = Sides; 2nd Option = Top
- > Core constructed of durable foam
- > Silvertex colors are stocked and priced as standard. Other fabrics priced as specials. Call for quote.
- > Non-slip gripper base (Black) available at extra charge. Not available for dual-tone models.



Model	Description	Dimensions	Units Per Ctn	Cubes Each	Lbs Each	List Price Each
Spot						
ASPOT16	Padded Floor Seat, black gripper base	16" diameter; 3" height	3	0.6	1.6	\$220
Spot with Gripper Base						
ASPOTG16	Padded Floor Seat, Black Gripper Base	16" diameter; 3" height	3	0.6	1.6	\$240
Spot Dual-Tone *Grade 1 (Silvertex) only						
ASPOTD16	Padded Floor Seat, Two Colors	16" diameter; 3" height	3	0.6	1.6	\$295

Model Builder



Model	1st Option Fabric Color	2nd Option Fabric Color
	If specifying Dual-Tone, Option 1 = Sides See pages 5-9	If specifying Dual-Tone, Option 2 = Top/Bottom See pages 5-9
ASPOT16	S08	
ASPOTD16	S08	S21

Model Example: ASPOT16.S08

Dual-Tone Model Example: ASPOTD16.S08.S21

Wire Pixel Caddy

Application & Specification Rules

- > Wire caddy on casters
- > Holds 10 ASPOT16 or 8 ASPXL16 units
- > Titanium finish



Model	Description	Units Per Ctn	Cubes Each	Lbs Each	List Price Each
ASPXLCAD.H.4	18" diameter x 33"h	1	6.4	15.3	\$550



Pixel

Application & Specification Rules

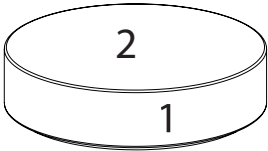
- > Always ships fully cartoned, two units per carton
- > Core constructed of durable foam and wood
- > Available with two base options: fixed glides (4) or rocker (R) bottom
- > Silvertex colors are stocked and priced as standard (Grade 1). Other fabrics priced as specials. Call for quote.
- > Dual-tone fabrics available. 1st Option = Sides; 2nd Option = Top
- > Single pack cartons available; per unit \$5 NET charge



Model	Description	Dimensions	Units Per Ctn	Cubes Each	Lbs Each	List Price Each
ASPXL16.4	Pixel, Fixed Glide Base	16" diamater x 4" high	2	1	8.0	\$270
ASPXL16.R	Pixel, Rocker Base	16" diameter x 4" high	2	1	8.0	\$340

Pixel Dual-Tone **Grade 1 (Silvertex) only*

ASPXLD16.4	Pixel, Fixed Glide Base, Two Colors	16" diamater x 4" high	2	1	8.0	\$345
ASPXLD16.R	Pixel, Rocker Base, Two Colors	16" diameter x 4" high	2	1	8.0	\$415



Model Builder

Model	.	1st Option Fabric Color	.	2nd Option Fabric Color
		If specifying Dual-Tone, Option 1 = Sides See pages 5-9		If specifying Dual-Tone, Option 2 = Top/Bottom See pages 5-9
ASPXL16.4	.	S08		
ASPXLD16.4	.	S08	.	S21

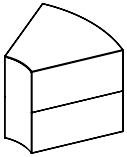
Model Example: ASPXL16.4.S08
Dual-Tone Model Example: ASPXLD16.4.S08.S21



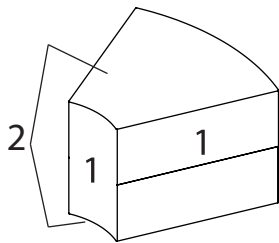
Wedge

Application & Specification Rules

- > Always ships fully cartoned
- > Core constructed of durable foam
- > Silvertex colors are stocked and priced as standard (Grade 1).
- > Other fabrics priced as specials. Call for quote.
- > Dual-tone fabrics available. 1st Option = Sides; 2nd Option = Top/Bottom
- > Non-slip gripper base (Black) available at extra charge. Not available for dual-tone models.



Model	Description	Dimensions	Units Per Ctn	Cubes Each	Lbs Each	List Price Each
Wedge						
SS-PR814	1/8" Circle	20"w x 19"d x 14"h	1	4.3	9.0	\$580
SS-PR818	1/8" Circle	20"w x 19"d x 18"h	1	4.3	11.0	\$640
Wedge with Gripper Base						
SS-PRG814	1/8" Circle, Black Gripper Base	20"w x 19"d x 14"h	1	4.3	9.0	\$610
SS-PRG818	1/8" Circle, Black Gripper Base	20"w x 19"d x 18"h	1	4.3	11.0	\$670
Wedge Dual-Tone *Grade 1 (Silvertex) only						
SSD-PR814	1/8" Circle, Two Colors	20"w x 19"d x 14"h	1	4.3	9.0	\$730
SSD-PR818	1/8" Circle, Two Colors	20"w x 19"d x 18"h	1	4.3	11.0	\$790



Model Builder

Model	1st Option Fabric Color	2nd Option Fabric Color
	If specifying Dual-Tone, Option 1 = Sides See pages 5-9	If specifying Dual-Tone, Option 2 = Top/Bottom See pages 5-9
SS-PR814	S08	
SSD-PR814	S08	S21

Model Example: SS-PR814.S08

Dual-Tone Model Example: SSD-PR814.S08.S21



Barrel + Barrel Slant

Application & Specification Rules

- > Always ships fully cartoned
- > Silvertex colors are stocked and priced as standard (Grade 1). Other fabrics priced as specials. Call for quote.
- > Dual-tone fabrics available. 1st Option = Sides; 2nd Option = Top/Bottom
- > Core constructed of durable foam
- > Barrel Slant features 10-degree slant on both ends.
- > Non-slip gripper base (Black) available at extra charge. Not available for dual-tone models.

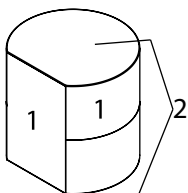
Model	Description	Dimensions	Units Per Ctn	Cubes Each	Lbs Each	List Price Each
Barrel						
SS-BA12	Barrel	16" diameter x 12" h	1	4.3	6.0	\$450
SS-BA14	Barrel	16" diameter x 14" h	1	4.3	7.0	\$480
SS-BA16	Barrel	16" diameter x 16" h	1	4.3	8.0	\$490
SS-BA18	Barrel	16" diameter x 18" h	1	4.3	9.0	\$510
Barrel Slant						
SS-BAS12	Barrel Slant	16" diameter x 12" h	1	4.3	6.0	\$450
SS-BAS14	Barrel Slant	16" diameter x 14" h	1	4.3	7.0	\$480
SS-BAS16	Barrel Slant	16" diameter x 16" h	1	4.3	8.0	\$490
SS-BAS18	Barrel Slant	16" diameter x 18" h	1	4.3	9.0	\$510
Barrel with Gripper Base						
SS-BAG12	Barrel, Black Gripper Base	16" diameter x 12" h	1	4.3	6.0	\$480
SS-BAG14	Barrel, Black Gripper Base	16" diameter x 14" h	1	4.3	7.0	\$510
SS-BAG16	Barrel, Black Gripper Base	16" diameter x 16" h	1	4.3	8.0	\$520
SS-BAG18	Barrel, Black Gripper Base	16" diameter x 18" h	1	4.3	9.0	\$540
Barrel Slant with Gripper Base						
SS-BASG12	Barrel Slant, Black Gripper Base	16" diameter x 12" h	1	4.3	6.0	\$480
SS-BASG14	Barrel Slant, Black Gripper Base	16" diameter x 14" h	1	4.3	7.0	\$510
SS-BASG16	Barrel Slant, Black Gripper Base	16" diameter x 16" h	1	4.3	8.0	\$520
SS-BASG18	Barrel Slant, Black Gripper Base	16" diameter x 18" h	1	4.3	9.0	\$540
Barrel Dual-Tone *Grade 1 (Silvertex) only						
SSD-BA12	Barrel, Two Colors	16" diameter x 12" h	1	4.3	6.0	\$600
SSD-BA14	Barrel, Two Colors	16" diameter x 14" h	1	4.3	7.0	\$630
SSD-BA16	Barrel, Two Colors	16" diameter x 16" h	1	4.3	8.0	\$640
SSD-BA18	Barrel, Two Colors	16" diameter x 18" h	1	4.3	9.0	\$660
Barrel Slant Dual-Tone *Grade 1 (Silvertex) only						
SSD-BAS12	Barrel Slant, Two Colors	16" diameter x 12" h	1	4.3	6.0	\$600
SSD-BAS14	Barrel Slant, Two Colors	16" diameter x 14" h	1	4.3	7.0	\$630
SSD-BAS16	Barrel Slant, Two Colors	16" diameter x 16" h	1	4.3	8.0	\$640
SSD-BAS18	Barrel Slant, Two Colors	16" diameter x 18" h	1	4.3	9.0	\$660

Model Builder

Model	1st Option Fabric Color	2nd Option Fabric Color
	If specifying Dual-Tone, Option 1 = Sides See pages 5-9	If specifying Dual-Tone, Option 2 = Top/Bottom See pages 5-9
SS-BA12	S08	
SSD-BA12.S08.S21	S08	S21

Model Example: SS-BA12.S08

Dual-Tone Model Example: SSD-BA12.S08.S21





Application & Specification Rules


- > Always ships fully cartoned
- > Silvertex colors are stocked and priced as standard (Grade 1).
- > Dual-tone fabrics available. 1st Option = Seat/Bottom; 2nd Option = Back/Top
- > Frame constructed of steel and wood with high density foam wrap
- > Other fabrics priced as specials. Call for quote.



Model	Description	Dimensions	Units Per Ctn	Cubes Each	Lbs Each	List Price Each
SS-SB24	24" Lounge Chair	42"h x 24" w x 30"d	1	14.0	57.5	\$1,700



SS-SB48	48" Lounge Sofa	42"h x 48" w x 30"d	1	27.4	97.5	\$2,550
---------	-----------------	---------------------	---	------	------	---------



SS-SB60	60" Lounge Sofa	42"h x 60" w x 30"d	1	33.1	115.0	\$3,200
---------	-----------------	---------------------	---	------	-------	---------




Lounge Dual-Tone *Grade 1 (Silvertex) only


SSD-SB24	24" Lounge Chair, Two Colors	42"h x 24" w x 30"d	1	14.0	57.5	\$1,950
----------	------------------------------	---------------------	---	------	------	---------



SSD-SB48	48" Lounge Sofa, Two Colors	42"h x 48" w x 30"d	1	27.4	97.5	\$3,000
----------	-----------------------------	---------------------	---	------	------	---------



SSD-SB60	60" Lounge Sofa, Two Colors	42"h x 60" w x 30"d	1	33.1	115.0	\$3,650
----------	-----------------------------	---------------------	---	------	-------	---------



Model Builder

Model	1st Option Fabric Color	2nd Option Fabric Color
	If specifying Dual-Tone, Option 1 = Seat/Bottom See pages 5-9	If specifying Dual-Tone, Option 2 = Top/Back See pages 5-9
SS-SB24	S08	
SSD-SB24	S08	S21

Model Example: SS-SB24.S08

Dual-Tone Model Example: SSD-SB24.S08.S21

SEATING

Seating that fits! Shape, size and posture support are effortlessly blended into a variety of ergonomic designs. Stay comfortable, alert and engaged anywhere.

STATEMENT OF LINE – 34

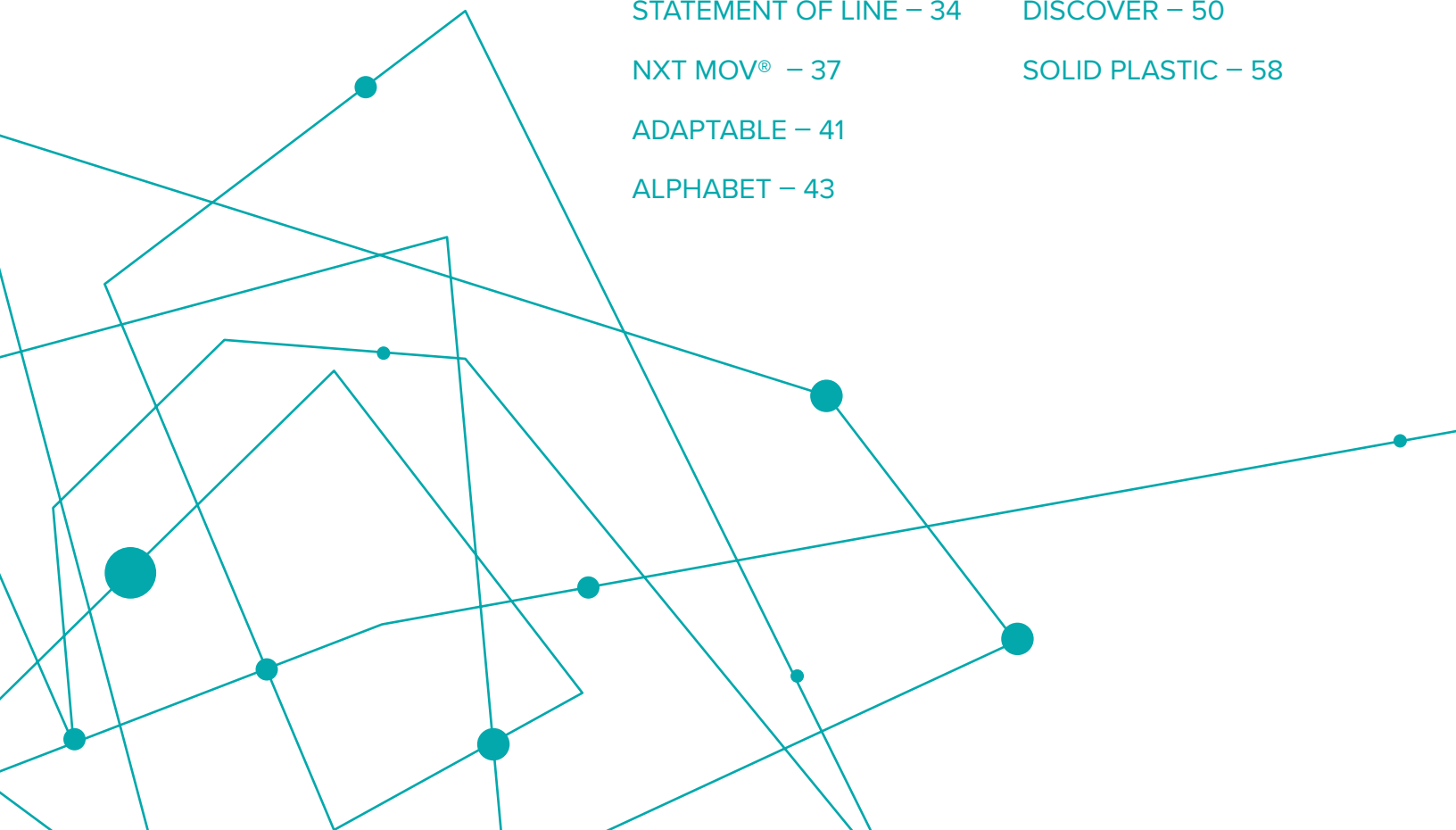
NXT MOV® – 37

ADAPTABLE – 41

ALPHABET – 43

DISCOVER – 50

SOLID PLASTIC – 58

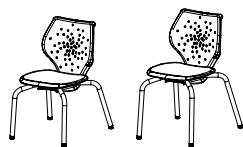


STATEMENT OF LINE

SEATING

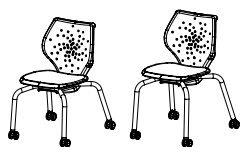


NEW! SHELL COLOR
Check out Skyline!



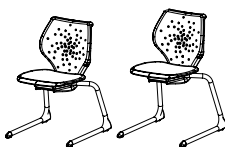
MS4L16 MS4L18

Four Leg Chair



MS4C16 MS4C18

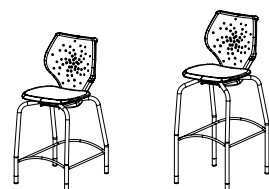
Four Leg Caster Chair



MSCL16 MSCL18

Cantilever Chair

NXT MOV® SEATING



MS4ST24 MS4ST30

Four Leg Stool



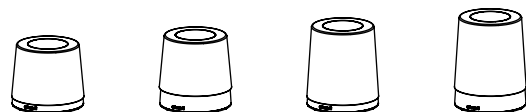
MSTA18

Task Chair



MSST18

Swivel Stool



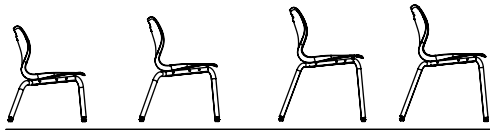
ASMOV14 ASMOV16 ASMOV18 ASMOV20

MOV Stool

ADAPTABLE SEATING

STATEMENT OF LINE

SEATING



AS4L12 AS4L14 AS4L16 AS4L18

Four Leg Chair



AS4LB18

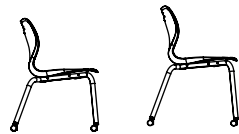
Four Leg w/Book Rack



AS4L06

FLOT Four Leg Chair

ALPHABET SEATING



AS4C16 AS4C18

Four Leg Caster Chair



AS4CB18

**Four Leg Caster
w/Book Rack**



AS4R14

Rocker



AS4R16



AS4R18



ASSL16



ASSL18

Sled Chair



ASCL12



ASCL14



ASCL16



ASCL18

Cantilever Chair



AS4ST24



AS4ST30

Four Leg Stool



ASTA18

Task Chair



ASST18

Swivel Stool



D10D



D10C



D10B



D10A



D10X

Four Leg Stacking Chair

DISCOVER SEATING



D16A



D16X

**Four Leg Stacking
Caster Chair**



D109

Music Chair



D15A

**Four Leg
w/Book Rack**

STATEMENT OF LINE

SEATING



D1RC D1RB D1RA

Rocker



D30C D30B D30A

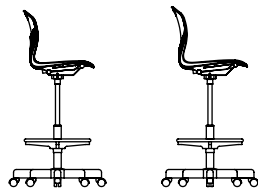
Cantilever Chair

DISCOVER SEATING



DP9B DP9A DP9X

Task Chair



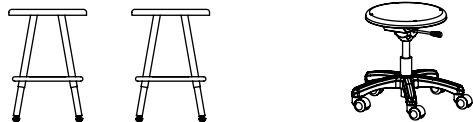
DL9A DL9X

Swivel Stool



D99A D99X

Four Leg Swivel Stool



0801 0802 DP08

Four Leg Stool **Mobile Stool**



X105 X107

Four Leg Stacking Chair

SOLID PLASTIC SEATING

**Application & Specification Rules**

- > Always ships fully cartoned
- > Order in multiples of 4 (full carton quantity)
- > Chairs stack five (5) high
- > Single pack cartons available; per unit \$5 NET charge
- > Specify seat and back separately
- > Steel glides recommended on carpeted floors



Model	Description	Seat Height	Units Per Ctn	Cubes Each	Lbs Each	List Price Each	List Price Each Premium 2-Tone
MS4L16	Poly Shell	16"	4	3.8	17.5	\$330	\$380
MS4L18	Poly Shell	18"	4	3.8	18.5	\$330	\$380

Model Builder

Model	•	1st Option Glide	•	2nd Option Frame Color	•	3rd Option Seat Color	•	4th Option Back Color
		Nylon (3) \$0 Steel (1) \$0 Non-Skid (2) \$10 Felt (F) \$10 Boot Indigo (M) \$10 Onyx (D) \$10 Graphite (G) \$10 Ruby Red (V) \$10 Q-Ball (7) \$10		Chrome (5) \$0 Titanium (4) \$0 Black (7) \$0 White (W) \$26		See page 10		See page 10
MS4L16	•	3	•	4	•	M	•	M

Model Example: MS4L16.3.4.M.M

Please note standard quantities for all seating products. There is a \$5/unit net carton fee for less-than-carton quantity orders.



Application & Specification Rules

- > Always ships fully cartoned
- > Order in multiples of 4 (full carton quantity)
- > Single pack cartons available; per unit \$5 NET charge
- > Specify seat and back separately
- > Chairs stack five (5) high
- > Standard with upgraded caster



Model	Description	Seat Height	Units Per Ctn	Cubes Each	Lbs Each	List Price Each	List Price Each Premium 2-Tone
MS4C16	Poly Shell	16"	4	3.8	18.7	\$360	\$410
MS4C18	Poly Shell	18"	4	3.8	19.2	\$360	\$410

Model Builder

Model	•	1st Option Glide	•	2nd Option Frame Color	•	3rd Option Seat Color	•	4th Option Back Color
		NXT MOV Caster (C) \$0		Chrome (5) \$0 Titanium (4) \$0 Black (7) \$0 White (W) \$26		See page 10		See page 10
MS4C16	.	C	.	4	.	9E	.	9E

Model Example: MS4C16.C.4.9E.9E

Please note standard quantities for all seating products. There is a \$5/unit net carton fee for less-than-carton quantity orders.

**Application & Specification Rules**

- > Always ships fully cartoned
- > Order in multiples of 4 (full carton quantity)
- > Chairs stack five (5) high
- > Single pack cartons available; per unit \$5 NET charge
- > Specify seat and back separately



Model	Description	Seat Height	Units Per Ctn	Cubes Each	Lbs Each	List Price Each	List Price Each Premium 2-Tone
MSCL16	Poly Shell	16"	4	3.8	21	\$410	\$460
MSCL18	Poly Shell	18"	4	3.8	21.6	\$410	\$460

Model Builder

Model	•	1st Option Glide	•	2nd Option Frame Color	•	3rd Option Seat Color	•	4th Option Back Color
		Nylon (3) \$0 Steel (1) \$0 Non-Skid (2) \$10 Felt (F) \$10		Chrome (5) \$0 Titanium (4) \$0 Black (7) \$0 White (W) \$26		See page 10		See page 10
MSCL18	.	3	.	5	.	M	.	M

Model Example: MSCL18.3.5.M.M

Please note standard quantities for all seating products. There is a \$5/unit net carton fee for less-than-carton quantity orders.

**Application & Specification Rules**

> Always ships fully cartoned

> Standard with nylon solo glide

> Standard with welded foot rest

> Specify seat and back separately



Model	Description	Seat Height	Units Per Ctn	Cubes Each	Lbs Each	List Price Each	List Price Each Premium 2-Tone
MS4ST24	Poly Shell	24"	1	9	25	\$420	\$470
MS4ST30	Poly Shell	30"	1	11.5	27.0	\$440	\$490

Model Builder

Model	•	1st Option Glide	•	2nd Option Frame Color	•	3rd Option Seat Color	•	4th Option Back Color
		Solo Nylon (P) \$0		Chrome (5) \$0 Titanium (4) \$0 Black (7) \$0 White (W) \$26		See page 10		See page 10
MS4ST24	.	P	.	5	.	M	.	M

Model Example: MS4ST24.P.5.M.M

Please note standard quantities for all seating products. There is a \$5/unit net carton fee for less-than-carton quantity orders.



Application & Specification Rules

- > Always ship fully cartoned, one unit per carton
- > Specify seat and back separately
- > Black or Titanium base option.
- > Standard with five-star base with swivel and pneumatic height adjustment
- > Standard with upgraded caster
- > Lab stool includes 18" diameter metal foot ring. 10" adjustment range. 8" to 18" from floor.



Model	Description	Seat Height	Units Per Ctn	Cubes Each	Lbs Each	List Price Each	List Price Each Premium 2-Tone
Task Chair							
MSTA18	Poly Shell	17" - 22"	1	6.2	28.5	\$500	\$550
Swivel Stool							
MSST18	Poly Shell	23"-33"	1	6.2	33.0	\$590	\$640

Model Builder

Model	•	1st Option Glide/Caster	•	2nd Option Base Color	•	3rd Option Seat Color	•	4th Option Back Color
		NXT MOV Caster (C) Bell Glide (B)	\$0 \$0		Titanium (4) Black (7)	See page 10		See page 10
MSTA18	•	C	•	4	•	9E	•	9E

Model Example: MST A18.C.4.9E.9E

Please note standard quantities for all seating products. There is a \$5/unit net carton fee for less-than-carton quantity orders.



MOV Stool

Application & Specification Rules

- > Always ships fully cartoned, one stool per carton
- > Standard convex base design allows controlled movement in all directions
- > Base provides a wider stance for stable and safe seating
- > Base and seat pad utilize a durable non-skid surface
- > Standard with dark grey base, seat pad and lower inner shell
- > Specify outer shell color



Model	Seat Height	Units Per Ctn	Cubes Each	Lbs Each	List Price Each
ASMOV14	14"	1	2.1	10.9	\$365
ASMOV16	16"	1	2.4	11.6	\$365
ASMOV18	18"	1	2.7	13.1	\$395
ASMOV20	20"	1	3.0	13.8	\$395

Model Builder

Model	• 1st Option Shell Color
	Apple Green (9E) \$0
	Azure (Z) \$0
	Onyx (D) \$0
	Ruby Red (V) \$0
	Sunset Orange (9S) \$0
	Titanium (TN) \$0
ASMOV18	• Z

Model Example: ASMOV18.Z



Application & Specification Rules

- > Always ships fully cartoned
- > Steel glides recommended on carpeted floors
- > Four leg chairs stack four (4) high. FLOT chairs stack five (5) high
- > Order in multiples of 4 (full carton quantity). Single pack cartons available; per unit \$5 NET charge
- > Bookrack chairs must be ordered in multiples of 2 (full carton quantities)
- > Chair with bookrack does not stack.



Model	Description	Seat Height	Units Per Ctn	Cubes Each	Lbs Each	List Price Each
AS4L12	Poly Shell	12"	4	2.6	10.2	\$195
AS4L14	Poly Shell	14"	4	2.6	10.7	\$195
AS4L16	Poly Shell	16"	4	3.8	12.5	\$205
AS4L18	Poly Shell	18"	4	3.8	13.0	\$205
With Bookrack						
AS4LB18	Poly Shell	18"	2	8.1	18.5	\$405
FLOT						
AS4L06	Poly Shell	6"	4	1.2	7.8	\$210

Model Builder

Model	•	1st Option Glide	•	2nd Option Frame Color	•	3rd Option Shell Color
		Nylon (3) \$0 Steel (1) \$0 Non-Skid (2) \$10 Felt (F) \$10 Boot Indigo (M) \$10 Onyx (D) \$10 Graphite (G) \$10 Ruby Red (V) \$10 Q-Ball (7) \$10		Chrome (5) \$0 Titanium (4) \$0 Black (7) \$0 White (W) \$26		See page 10
AS4L16	•	3	•	4	•	M

Model Example: AS4L16.3.4.M

Please note standard quantities for all seating products. There is a \$5/unit net carton fee for less-than-carton quantity orders.



Application & Specification Rules

- > Always ships fully cartoned
- > Order in multiples of 4 (full carton quantity)
- > Bookrack chairs must be ordered in multiples of 2 (full carton quantities)
- > Single pack cartons available; per unit \$5 NET charge
- > Four leg chairs stack four (4) high. Chair with bookrack does not stack.
- > 50mm caster is standard in Black. Upgrade with 50mm NXT MOV caster (see model builder).



Model	Description	Seat Height	Units Per Ctn	Cubes Each	Lbs Each	List Price Each
AS4C14	Poly Shell	14"	4	2.6	10.2	\$240
AS4C16	Poly Shell	16"	4	3.8	13.7	\$250
AS4C18	Poly Shell	18"	4	3.8	14.2	\$250
With Bookrack						
AS4CB18	Poly Shell	18"	2	7.0	19.7	\$450

Model Builder

Model	•	1st Option Caster	•	2nd Option Frame Color	•	3rd Option Shell Color
		Hard Wheel Caster (H) \$0 NXT MOV Caster (C) \$8		Chrome (5) \$0 Titanium (4) \$0 Black (7) \$0 White (W) \$26		See page 10
AS4C16	.	H	.	4	.	9E

Model Example: AS4C16.H.4.9E

Please note standard quantities for all seating products. There is a \$5/unit net carton fee for less-than-carton quantity orders.



Application & Specification Rules

> Always ships fully cartoned

> Chrome frame only



Model	Description	Seat Height	Units Per Ctn	Cubes Each	Lbs Each	List Price Each
AS4R14	Poly Shell	13"	1	7.1	19.2	\$350
AS4R16	Poly Shell	15.5"	1	11.3	21.0	\$360
AS4R18	Poly Shell	17.75"	1	11.3	21.5	\$360

Model Builder

Model	•	1st Option Glide	•	2nd Option Frame Color	•	3rd Option Shell Color
		Nylon (3) \$0		Chrome (5) \$0		See page 10
AS4R18	•	3	•	5	•	M

Model Example: AS4R18.3.5.M

Please note standard quantities for all seating products. There is a \$5/unit net carton fee for less-than-carton quantity orders.



Application & Specification Rules

- > Always ships fully cartoned
- > Order in multiples of 4 (full carton quantity)
- > Chairs stack four (4) high.
- > Single pack cartons available; per unit \$5 NET charge.



Model	Description	Seat Height	Units Per Ctn	Cubes Each	Lbs Each	List Price Each
ASSL16	Poly Shell	16"	4	2.7	15.0	\$360
ASSL18	Poly Shell	18"	4	2.7	15.6	\$360

Model Builder

Model	• 1st Option Glide	• 2nd Option Frame Color	• 3rd Option Shell Color
	Nylon (4) \$0 Steel (1) \$0	Chrome (5) \$0 Titanium (4) \$0 Black (7) \$0 White (W) \$26	See page 10
ASSL18	• 4	• 5	• M

Model Example: ASSL18.3.5.M

Please note standard quantities for all seating products. There is a \$5/unit net carton fee for less-than-carton quantity orders.



Application & Specification Rules

> Always ships fully cartoned

> Order in multiples of 4 (full carton quantity)

> Chairs stack four (4) high

> Single pack cartons available; per unit \$5 NET charge



Model	Description	Seat Height	Units Per Ctn	Cubes Each	Lbs Each	List Price Each
ASCL12	Poly Shell	12"	4	2.9	13.9	\$250
ASCL14	Poly Shell	14"	4	2.9	13.9	\$250
ASCL16	Poly Shell	16"	4	3.8	16.0	\$260
ASCL18	Poly Shell	18"	4	3.8	16.6	\$260

Model Builder

Model	•	1st Option Glide	•	2nd Option Frame Color	•	3rd Option Shell Color
		Nylon (3) \$0 Steel (1) \$0 Felt (F) \$10 Non-Skid (2) \$10		Chrome (5) \$0 Titanium (4) \$0 Black (7) \$0 White (W) \$26		See page 10
ASCL18	•	3	•	5	•	M

Model Example: ASCL18.3.5.M

Please note standard quantities for all seating products. There is a \$5/unit net carton fee for less-than-carton quantity orders.



Application & Specification Rules

> Always ships fully cartoned

> Standard with nylon solo glide

> Standard with welded foot rest



Model	Description	Seat Height	Units Per Ctn	Cubes Each	Lbs Each	List Price Each
AS4ST24	Poly Shell	24"	1	9.0	20.0	\$305
AS4ST30	Poly Shell	30"	1	11.5	22.0	\$315

Model Builder

Model	•	1st Option Glide	•	2nd Option Frame Color	•	3rd Option Shell Color
		Solo Nylon (P) \$0		Chrome (5) \$0 Titanium (4) \$0 Black (7) \$0 White (W) \$26		See page 10
AS4ST24	.	P	.	5	.	M

Model Example: AS4ST24.P.5.M

Please note standard quantities for all seating products. There is a \$5/unit net carton fee for less-than-carton quantity orders.



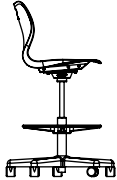
Application & Specification Rules

> Always ship fully cartoned, one unit per carton

> Standard with Black five-star base with swivel and pneumatic height adjustment

> Lab stool includes 18" diameter metal foot ring. 10" adjustment range. 8" to 18" from floor.

> Optional Titanium base available



Model	Description	Seat Height	Units Per Ctn	Cubes Each	Lbs Each	List Price Each
Task Chair						
ASTA18	Poly Shell	16" - 21"	1	6.2	23.5	\$340
Swivel Stool						
ASST18	Poly Shell	22" - 32"	1	6.2	28.0	\$430

Model Builder

Model	•	1st Option Glide/Caster	•	2nd Option Base Color	•	3rd Option Shell Color
		Hard Wheel Caster (H) \$0 Bell Glide (B) \$0		Black (7) \$0 Titanium (4) \$34		See page 10
ASTA18	.	H	.	7	.	9E

Model Example: ASTA18.H.7.9E

Please note standard quantities for all seating products. There is a \$5/unit net carton fee for less-than-carton quantity orders.



Application & Specification Rules

- > Four leg and caster chairs ship without cartons on truckloads
- > Four leg chairs stack to 10 high
· Caster chairs stack 4 high
- > Bookrack chairs always ship fully cartoned
- > Bookrack chairs must be ordered in multiples of 2 (full carton quantities)
- > Only D16 models have casters.
- > When specifying DHT models with DTLP leg kits, please confirm fitment of book boxes and seating (10X models) with customer service prior to placing orders.



Model	Description	Seat Height	Cubes Each	Lbs Each	List Price Each
D10D	Poly	12"	1.3	5.9	\$95
D10C	Poly	14"	1.3	6.2	\$95
D10B	Poly	16"	1.4	7.6	\$115
D10A	Poly	18"	1.5	8.9	\$115
D10X	Poly	18"	1.6	12.4	\$130



With Casters					
D16A	Poly	18"	1.5	12.2	\$180
D16X	Poly	18"	1.6	13.8	\$190



Music Chair - Band Pitch					
D109	Poly	18"	1.5	8.9	\$135



With Bookrack						
Model	Description	Seat Height	Units Per Ctn	Cubes Each	Lbs Each	List Price Each
D15A	Poly	18"	2	5.9	14.4	\$250

Model Builder

Model	• 1st Option Glide/Caster	• 2nd Option Frame Color	• 3rd Option Shell Color
	Nylon (3) \$0 Steel (1) \$0 Non-Skid (2) \$10 Felt (F) \$10 Boot Indigo (M) \$10 Onyx (D) \$10 Graphite (G) \$10 Ruby Red (V) \$10 Q-Ball (7) \$10	Chrome (5) \$0 Titanium (4) \$0 Black (7) \$0 White (W) \$26	See page 10
D10A	• 3	• 4	• M

Model Example: D10A.3.4.M

Please note standard quantities for all seating products. There is a \$5/unit net carton fee for less-than-carton quantity orders.



Application & Specification Rules

> **NOTE MODELS ARE FOR CARTON QUANTITIES**

> Chairs stack to 10 high, caster chairs stack 4 high

> By ordering a quantity of one (1) you will receive 5 chairs

> Carton pack models for LTL Shipments

> Carton Pack models are priced and sold as 5-packs only.

> Caster chairs are packed 4 per carton.



Model	Description	Seat Height	Units Per Ctn	Cubes Ctn	Lbs Ctn	List Price Ctn
D10DC	5-Chairs, Fully Cartoned	12"	5	6.9	33.0	\$505
D10CC	5-Chairs, Fully Cartoned	14"	5	6.9	37.5	\$505
D10BC	5-Chairs, Fully Cartoned	16"	5	9.9	45.0	\$605
D10AC	5-Chairs, Fully Cartoned	18"	5	13.2	55.5	\$605
D10XC	5-Chairs, Fully Cartoned	18"	5	19.0	69.5	\$680
With Casters						
D16AC	4-Chairs, Fully Cartoned	18"	4	13.2	54.3	\$760
D16XC	4-Chairs, Fully Cartoned	18"	4	19.0	62.7	\$800
Music Chair - Band Pitch						
D109C	5-Chairs, Fully Cartoned	18"	5	13.2	54.5	\$705

Model Builder

Model	• 1st Option Glide/Caster	• 2nd Option Frame Color	• 3rd Option Shell Color
	Nylon (3) \$0 Steel (1) \$0 Non-Skid (2) \$50 (\$10 per chair) Felt (F) \$50 (\$10 per chair) Boot Indigo (M) \$50 (\$10 per chair) Onyx (D) \$50 (\$10 per chair) Graphite (G) \$50 (\$10 per chair) Ruby Red (V) \$50 (\$10 per chair) Q-Ball (7) \$50 (\$10 per chair)	Chrome (5) \$0 Titanium (4) \$0 Black (7) \$0 White (W) \$130 (\$26 per chair)	See page 10
D10AC	• 3	• 4	• M

Model Example: D10AC.3.4.M

Please note standard quantities for all seating products. There is a \$5/unit net carton fee for less-than-carton quantity orders.



Application & Specification Rules

> Always ships fully cartoned

> Chrome frame only



Model	Description	Seat Height	Units Per Ctn	Cubes Each	Lbs Each	List Price Each
D1RC	Poly	13"	1	5.5	14.2	\$260
D1RB	Poly	15.5"	1	11.3	16.3	\$270
D1RA	Poly	17.75"	1	11.3	18.4	\$270

Model Builder

Model	•	1st Option Glide	•	2nd Option Frame Color	•	3rd Option Shell Color
		Nylon (3) \$0		Chrome (5) \$0		See page 10
D1RC	•	3	•	5	•	M

Model Example: D1RC.3.5.M

Please note standard quantities for all seating products. There is a \$5/unit net carton fee for less-than-carton quantity orders.



Application & Specification Rules

- > Always ships fully cartoned
- > Must order in multiples of 4 (full carton quantity)
- > Chairs stack 4 high



Model	Description	Seat Height	Units Per Ctn	Cubes Each	Lbs Each	List Price Each
D30C	Poly	14"	4	2.7	10.7	\$210
D30B	Poly	16"	4	3.1	12.7	\$230
D30A	Poly	18"	4	3.9	15.4	\$230

Model Builder

Model	•	1st Option Glide	•	2nd Option Frame Color	•	3rd Option Shell Color
		Nylon (3) \$0 Steel (1) \$0 Non-Skid (2) \$10 Felt (F) \$10		Chrome (5) \$0 Titanium (4) \$0 Black (7) \$0 White (W) \$26		See page 10
D30B	•	3	•	4	•	Z

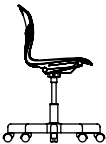
Model Example: D30B.3.4.Z

Please note standard quantities for all seating products. There is a \$5/unit net carton fee for less-than-carton quantity orders.



Application & Specification Rules

- > Always ship fully cartoned, one unit per carton
- > Standard with five-star base with swivel and pneumatic height adjustment
- > Lab stool includes 18" diameter metal foot ring. 10" adjustment range. 8" to 18" from floor.
- > Black base only, no color specification required



Model	Description	Seat Height	Units Per Ctn	Cubes Each	Lbs Each	List Price Each
Task Chair						
DP9B	A shell size, Poly	15" - 20"	1	6.2	22.3	\$320
DP9A	A shell size, Poly	17" - 22"	1	6.2	22.3	\$320
DP9X	A+ shell size, Poly	17" - 22"	1	6.2	23.5	\$340



Swivel Stool						
DL9A	A shell size, Poly	24" - 34"	1	6.2	29.0	\$400
DL9X	A+ shell size, Poly	24" - 34"	1	6.2	30.2	\$425

Model Builder

Model	• 1st Option Glide/Caster	• 2nd Option Shell Color
	Hard Wheel Caster (H) \$0 Bell Glide (B) \$0	See page 10
DL9A	• H	• 9E

Model Example: DL9A.H.9E

Please note standard quantities for all seating products. There is a \$5/unit net carton fee for less-than-carton quantity orders.



Application & Specification Rules

- > Always ship fully cartoned
- > Includes foot rest, non-adjustable
- > Seat swivels 360-degrees
- > Must order in multiples of 2 (full carton quantity)



Model	Description	Seat Height	Units Per Ctn	Cubes Each	Lbs Each	List Price Each
D99A	A Shell, Poly	25" - 33"	2	5.0	22.7	\$340
D99X	A+ Shell, Poly	25" - 33"	2	5.0	23.4	\$360

Model Builder

Model	•	1st Option Glide	•	2nd Option Frame Color	•	3rd Option Shell Color
		Nylon (3) \$0		Chrome (5) \$0 Titanium (4) \$0 Black (7) \$0 White (W) \$26		See page 10
D99A	•	3	•	4	•	DT

Model Example: D99A.3.4.DT

Please note standard quantities for all seating products. There is a \$5/unit net carton fee for less-than-carton quantity orders.



Application & Specification Rules

- > Always ship fully cartoned
- > Standard with five-star swivel base and pneumatic height adjustment
- > Black base only, no color specification required
- > 13.5" seat constructed of poly



Model	Description	Seat Height	Units Per Ctn	Cubes Each	Lbs Each	List Price Each
DP08	Mobile, swivel stool	Adjustable 16"-21"	1	2.0	14.0	\$320

Model Builder

Model	•	1st Option Glide/Caster	•	2nd Option Seat Color
		Hard Wheel Caster (H) \$0 Bell Glide (B) \$0		See page 10
DP08	•	H	•	9S

Model Example: DP08.H.9S

Please note standard quantities for all seating products. There is a \$5/unit net carton fee for less-than-carton quantity orders.



Application & Specification Rules

- > Always ship fully cartoned
- > Must order in multiples of 4 (full carton quantity)
- > 13.5" diameter seat



Model	Description	Seat Height	Units Per Ctn	Cubes Each	Lbs Each	List Price Each
0801	Standard Adjustable, Poly Seat	19" - 27.5"	4	2.0	13.0	\$190
0802	Standard Adjustable, Poly Seat	23.5" - 32"	4	2.0	14.0	\$200

Model Builder

Model	•	1st Option Glide	•	2nd Option Frame Color	•	3rd Option Seat Color
		Nylon (3) \$0		Chrome (5) \$0 Titanium (4) \$0 Black (7) \$0 White (W) \$26		See page 10
0801	•	3	•	4	•	D

Model Example: 0801.3.4.D

Please note standard quantities for all seating products. There is a \$5/unit net carton fee for less-than-carton quantity orders.



Application & Specification Rules

- > Always ships fully cartoned
- > All chairs stack to 4 high
- > Must order in multiples of 4 (full carton quantities)



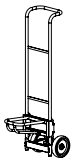
Model	Seat Height	Units Per Ctn	Cubes Each	Lbs Each	List Price Each
X105	15.5"	4	2.8	15.0	\$280
X107	17.5"	4	3.9	20.0	\$280

Model Builder

Base	•	1st Option Glide	•	2nd Option Frame Color	•	3rd Option Seat & Back Color
		Nylon (3) \$0 Steel (1) \$0 Non-Skid (2) \$10 Felt (F) \$10 Boot Indigo (M) \$10 Onyx (D) \$10 Graphite (G) \$10 Ruby Red (V) \$10 Q-Ball (7) \$10		Black (7) \$0 Chrome (5) \$0 Titanium (4) \$0		Navy (N)
X105	•	3	•	7	•	N

Model Example: X105.3.7.N

Please note standard quantities for all seating products. There is a \$5/unit net carton fee for less-than-carton quantity orders.



Model	Description	Units Per Ctn	Cubes Each	Lbs Each	List Price Each
2-Wheel Universal					
016U	> Reference application guide below to determine compatible chair series. > Lifts under the seat	1	11.3	31.0	\$780

CHAIR DOLLY APPLICATION GUIDE		2-Wheel Universal
Product Line	Product Series	016U
Discover	D100 Series Four Leg Stacking Chairs	10-Chairs
	D300 Series Cantilever Chairs	4-Chairs
Alphabet	Four Leg Chairs	4-Chairs
	Cantilever Chairs	4-Chairs
NXT MOV	Four Leg Chairs	4-Chairs
	Cantilever Chairs	4-Chairs
Solid Plastic	X-Series Four Leg Chair	4-Chair

STUDENT DESKS

Whether you learn best in pairs, small groups, or individually, discover how any learning space can be customized. It's all about voice and choice. Reconfigure every week, day or even hour. Personalization has never been this flexible!

STATEMENT OF LINE – 61

NXT MOV® MOBILE – 63

NXT MOV® SHAPE – 64

SHAPE DESKS – 66

T-LEG SHAPE DESKS – 70

SIT-TO-STAND DESK – 71

STACKING DESK – 71

OPEN FRONT – 72

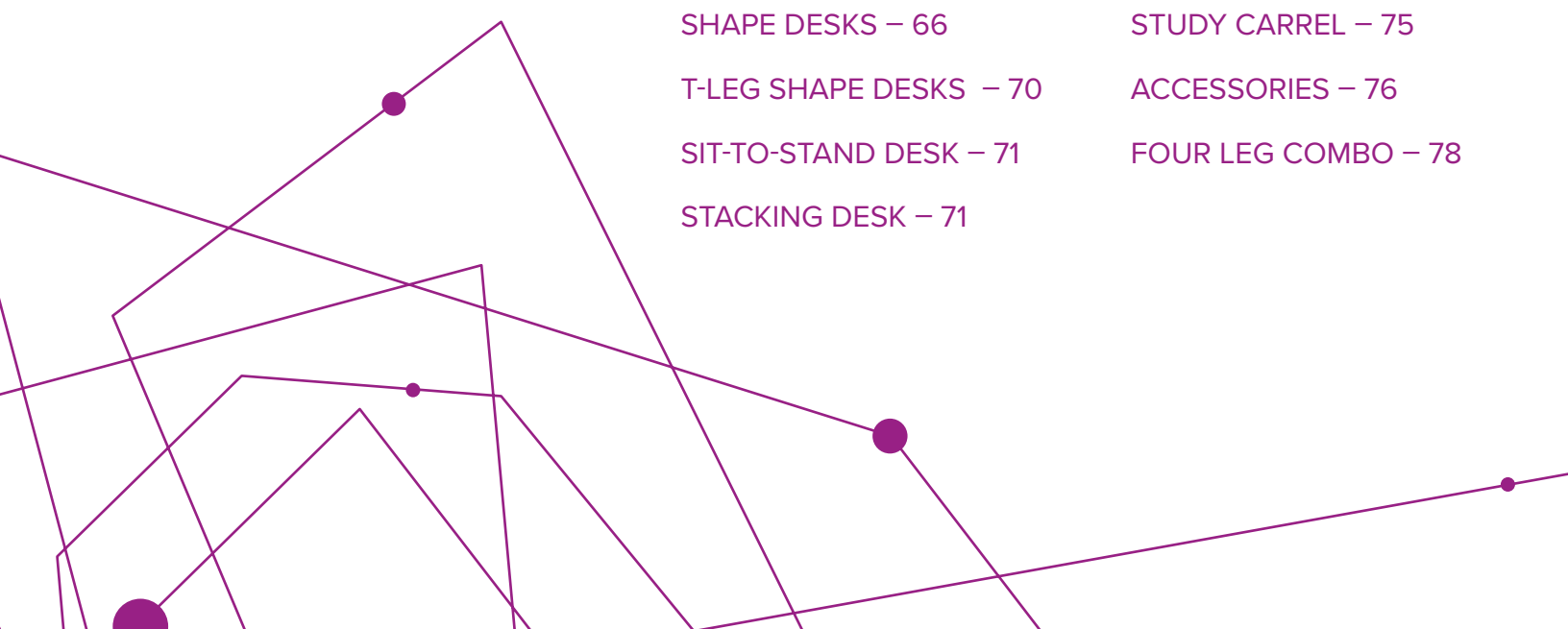
7SD SERIES – 73

CANTILEVER – 74

STUDY CARREL – 75

ACCESSORIES – 76

FOUR LEG COMBO – 78

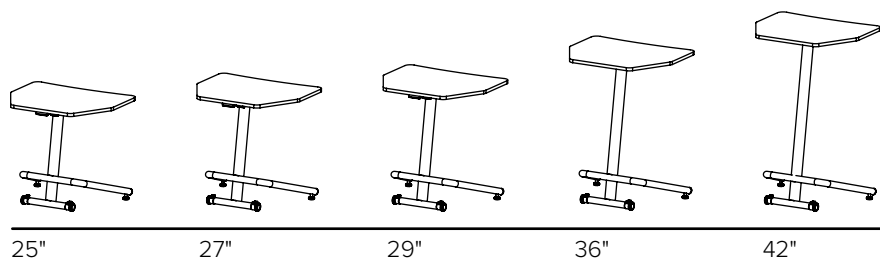


STATEMENT OF LINE

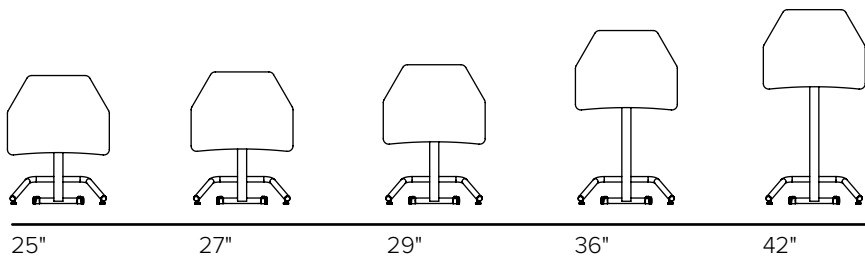
STUDENT DESKS



NOW AVAILABLE.
Check out new laminates
(awesome new Handspun
collection from Wilsonart)
and edge banding.



NXT MOV® Mobile Desks | Fixed Top



NXT MOV® Mobile Desks | Flip Top

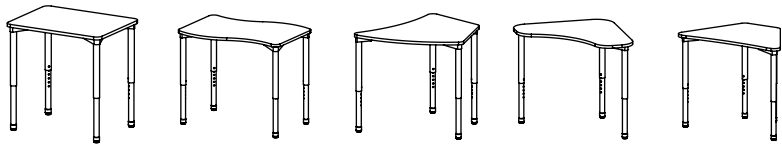


Wanderer Trek Intrepid

NXT MOV® Shape Desks

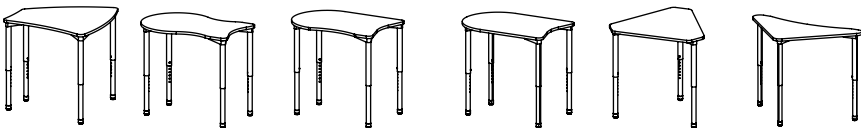
STATEMENT OF LINE

STUDENT DESKS

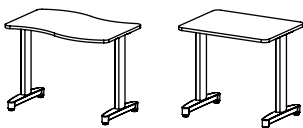


Rectangle Expanse Aperture Tri-Top Trapezoid 6

Shape Desks

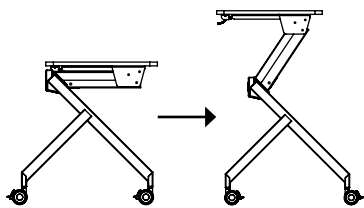


Kite Beta Beta Straight Linc Sail Swoop



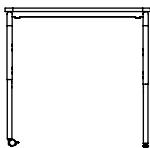
Expanse Rectangle

T-Leg Shape Desks



STS-RC2228E

Sit-to-Stand



SA2232E

Stacking



DA0D | DAJ6

Open Front | Poly & Metal Box



R90D



20" x 26"

Cantilever Desk



7SD4A0 7SD4A6 7SD3A 7SD4AD 7SD4AT

7SD Series



D75



H457S

Four Leg Combo Desks



Application & Specification Rules

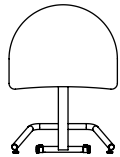
> Ships fully assembled and cartoned.

> Tops are 3/4" laminate with banded flat edge.

> Specify fixed or flip top



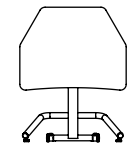
Model	Size	Top Material Edge	Units Per Ctn	Cubes Each	Lbs Each	List Price Each Standard	List Price Each Premium
Fixed Top Half Moon NEW!							
NS25-HME	28"w x 21.8"d	25" Height Fixed Top Half Moon Banded Edge	1	10.5	23.4	\$400	\$462
NS27-HME	28"w x 21.8"d	27" Height Fixed Top Half Moon Banded Edge	1	10.5	23.7	\$400	\$462
NS29-HME	28"w x 21.8"d	29" Height Fixed Top Half Moon Banded Edge	1	11.2	24.0	\$400	\$462
NS36-HME	28"w x 21.8"d	36" Height Fixed Top Half Moon Banded Edge	1	13.9	25.1	\$420	\$482
NS42-HME	28"w x 21.8"d	42" Height Fixed Top Half Moon Banded Edge	1	16.1	26.1	\$420	\$482



Flip Top Half Moon NEW!							
NF25-HME	28"w x 21.8"d	25" Height Flip Top Half Moon Banded Edge	1	10.5	23.9	\$530	\$592
NF27-HME	28"w x 21.8"d	27" Height Flip Top Half Moon Banded Edge	1	10.5	24.2	\$530	\$592
NF29-HME	28"w x 21.8"d	29" Height Flip Top Half Moon Banded Edge	1	11.2	24.5	\$530	\$592
NF36-HME	28"w x 21.8"d	36" Height Flip Top Half Moon Banded Edge	1	13.9	25.6	\$550	\$612
NF42-HME	28"w x 21.8"d	42" Height Flip Top Half Moon Banded Edge	1	16.1	26.6	\$550	\$612



Fixed Top Home Plate NEW!							
NS25-HPE	28"w x 21.8"d	25" Height Fixed Top Home Plate Banded Edge	1	10.5	23.4	\$400	\$462
NS27-HPE	28"w x 21.8"d	27" Height Fixed Top Home Plate Banded Edge	1	10.5	23.7	\$400	\$462
NS29-HPE	28"w x 21.8"d	29" Height Fixed Top Home Plate Banded Edge	1	11.2	24.0	\$400	\$462
NS36-HPE	28"w x 21.8"d	36" Height Fixed Top Home Plate Banded Edge	1	13.9	25.1	\$420	\$482
NS42-HPE	28"w x 21.8"d	42" Height Fixed Top Home Plate Banded Edge	1	16.1	26.1	\$420	\$482



Flip Top Home Plate NEW!							
NF25-HPE	28"w x 21.8"d	25" Height Flip Top Home Plate Banded Edge	1	10.5	23.9	\$530	\$592
NF27-HPE	28"w x 21.8"d	27" Height Flip Top Home Plate Banded Edge	1	10.5	24.2	\$530	\$592
NF29-HPE	28"w x 21.8"d	29" Height Flip Top Home Plate Banded Edge	1	11.2	24.5	\$530	\$592
NF36-HPE	28"w x 21.8"d	36" Height Flip Top Home Plate Banded Edge	1	13.9	25.6	\$550	\$612
NF42-HPE	28"w x 21.8"d	42" Height Flip Top Home Plate Banded Edge	1	16.1	26.6	\$550	\$612

Model Builder




Model	• 1st Option Glide	• 2nd Option Frame Color	• 3rd Option Top Laminate	• 4th Option Edge Color
	Nylon (3)	Black (7) Titanium (4)	See pages 11-12	See pages 11-12
NS25-HME	• 3	• 4	• 7M	• 4

Model Example: NS25-HME.3.4.7M.4



Application & Specification Rules

- > Tops and legs are specified and priced separately. See pages 68-69 for leg kits
- > Always ships fully cartoned, one top per carton
- > When specifying DHT models with DTLP leg kits, please confirm fitment of book boxes and seating (cantilever, 10X models) with customer service prior to placing orders.
- > Tops are NOT pre-drilled for accessories
- > DST models = 3/4" core; DHT models = 1-1/8" core.
- > Accessories are specified separately. See pages 76-77
- > Use DSLP leg sets with DST tops; use DTLP leg sets with DHT tops.

	Model	Size	Top Material Edge	Units Per Ctn	Cubes Each	Lbs Each	List Price Each Standard	List Price Each Premium	Number of legs required
	Wanderer								
	DST-RV2633E	26" x 33"	Laminate 3/4" core Banded Flat Edge (E)	1	1.7	24.0	\$240	\$302	4
	DHT-RV2633E	26" x 33"	Laminate 1-1/8" core Banded Flat Edge (E)	1	1.7	32.0	\$276	\$338	4
	Trek								
	DST-TK2530E	25" x 30"	Laminate 3/4" core Banded Flat Edge (E)	1	1.5	18.0	\$220	\$282	3
	DHT-TK2530E	25" x 30"	Laminate 1-1/8" core Banded Flat Edge (E)	1	1.5	21.0	\$253	\$315	3
	Intrepid								
	DST-INT2832E	28" x 32"	Laminate 3/4" core Banded Flat Edge (E)	1	1.5	19.0	\$180	\$242	4
	DHT-INT2832E	28" x 32"	Laminate 1-1/8" core Banded Flat Edge (E)	1	1.5	28.0	\$207	\$269	4

Model Builder

Model	•	1st Option Top Laminate	•	2nd Option Edge Color
		See pages 11-12		See pages 11-12
DST-EX2232E	•	7M	•	4

Model Example: DST-EX2232E.7M.4

Shape Desks | Legs

Choose the right legs for your student desks

Model	Description	Rectangle Expanse		Aperture Tri-Top Trapezoid 6 Kite Beta Beta Straight Linc Sail Swoop Wanderer Trek Intrepid					
		DST	DHT	DST			DHT		
DSL-4AAP	22"-34" adj. seated height legs, 1.5" dia	✓		✓					
DSL-4AAP.3W	22" - 34" adj. wheelbarrow legs, 4pk, 2 glides/2 casters	✓		✓					
DTLP-4ATP	19"-29" adj. table height legs, 2" dia		✓					✓	
DTLP-4ATP.3W	19" - 29" adj. wheelbarrow legs, 4pk, 2 glides/2 casters		✓					✓	
DTLP-4ASP	27"-42" adj. stand height legs, 2" dia		✓					✓	
DSL-2F29G	29" fixed height t-legs, 2pk	✓							
TA-CPS37T4	37mm casters, Black, for DSLP legs, 4pk	✓		✓					
TA-CPMS50T4	50mm casters, Titanium, for DTLP legs, 4pk		✓					✓	
TA-CPS4	50mm casters, Black for DTLP legs, 4pk		✓					✓	



Application & Specification Rules

> Specify DSLP Post Legs for DST Desks (3/4" core)

> Specify DTLP Post Legs for DHT Desks (1-1/8" core)

> Specify TA-CPS37T4 for DSLP legs.
Specify TA-CPS4 for DTLP legs.> Casters not recommended on Tri-Top desks (DST/
DHT)

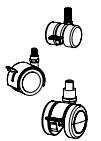
Model	Description	Units Per Ctn	Cubes Each	Lbs Each	List Price
Seated Height Legs 1.5" Diameter (use with DST models)					
DSL-4AAP.3.4	22" - 34" Adjustable Legs, Nylon glide, Titanium/Chrome	4-Legs	0.6	14.0	\$210
DSL-4AAP.3.7	22" - 34" Adjustable Legs, Nylon glide, Black/Chrome	4-Legs	0.6	14.0	\$210
DSL-4AAP.3.W	22" - 34" Adjustable Legs, Nylon glide, White/Chrome	4-Legs	0.6	14.0	\$235
DSL-4AAP.3.4.4	22" - 34" Adjustable Legs, Nylon glide, Titanium/Titanium	4-Legs	0.6	14.0	\$235
DSL-4AAP.3.7.7	22" - 34" Adjustable Legs, Nylon glide, Black/Black	4-Legs	0.6	14.0	\$235
DSL-4AAP.3W.4	22" - 34" Adjustable Wheelbarrow Legs, 2 glides/2 casters, Titanium/Chrome	4-Legs	0.6	15.0	\$225
DSL-4AAP.3W.7	22" - 34" Adjustable Wheelbarrow Legs, 2 glides/2 casters, Black/Chrome	4-Legs	0.6	15.0	\$225



Table Height Legs 2" Diameter (use with DHT models only)					
DTLP-4ATP.3.4	19" - 29" Adjustable Legs, Nylon glide, Titanium/Chrome	4-Legs	1.3	20.25	\$260
DTLP-4ATP.3.7	19" - 29" Adjustable Legs, Nylon glide, Black/Chrome	4-Legs	1.3	20.25	\$260
DTLP-4ATP.3.W	19" - 29" Adjustable Legs, Nylon glide, White/Chrome	4-Legs	1.3	20.25	\$285
DTLP-4ATP.3.4.4	19" - 29" Adjustable Legs, Nylon glide, Titanium/Titanium	4-Legs	1.3	20.25	\$285
DTLP-4ATP.3.7.7	19" - 29" Adjustable Legs, Nylon glide, Black/Black	4-Legs	1.3	20.25	\$285
DTLP-4ATP.3W.4	19" - 29" Adjustable Wheelbarrow Legs, 4-Pack, 2 glides/2 casters, Titanium	4-Legs	1.3	30.5	\$280
DTLP-4ATP.3W.7	19" - 29" Adjustable Wheelbarrow Legs, 4-Pack, 2 glides/2 casters, Black	4-Legs	1.3	30.5	\$280



Standing Height Legs 2" Diameter (use with DHT models only)					
DTLP-4ASP.3.4	27" - 42" Adjustable Legs, 4-Pack, Nylon glide, Titanium/Chrome	4-Legs	1.7	25.6	\$295
DTLP-4ASP.3.7	27" - 42" Adjustable Legs, 4-Pack, Nylon glide, Black/Chrome	4-Legs	1.7	29.5	\$295
DTLP-4ASP.3.W	27" - 42" Adjustable Legs, 4-Pack, Nylon glide, White/Chrome	4-Legs	1.7	25.6	\$320
DTLP-4ASP.3.4.4	27" - 42" Adjustable Legs, 4-Pack, Nylon glide, Titanium/Titanium	4-Legs	1.7	25.6	\$320
DTLP-4ASP.3.7.7	27" - 42" Adjustable Legs, 4-Pack, Nylon glide, Black/Black	4-Legs	1.7	25.6	\$320



Casters					
TA-CPS37T4	37mm Casters, 4-Pack, Black, for DSLP legs	4-Legs	0.1	0.9	\$45
TA-CPS4	50mm Casters, 4-Pack, Black, for DTLP legs	4-Legs	0.1	1.0	\$60
TA-CPMS50T4	50mm NXT MOV Caster, 4-Pack, Titanium for DTLP legs	4-Legs	0.1	1.0	\$70

Felt Glide Pack

Application & Specification Rules

> Use with DTLP legs, field installed only

> 3/8" - 16 x 1" threaded stem

> No color specification, specify model only

> May also be used on Shape Student Desk legs (DSL-)

> Not for use on T-Leg Student Desks






Model	Description	Units Per Ctn	Cubes Each	Lbs Each	List Price Each
TA-GFK	100-Pack	100	0.1	5.0	\$500



Application & Specification Rules

- > Tops and legs are specified and priced separately. See pages 68-69 for leg kits
- > Always ships fully cartoned, one top per carton
- > When specifying DHT models with DTLP leg kits, please confirm fitment of book boxes and seating (cantilever, 10X models) with customer service prior to placing orders.
- > Tops are NOT pre-drilled for accessories
- > DST models = 3/4" core; DHT models = 1-1/8" core.
- > Accessories are specified separately. See pages 76-77
- > Use DSLP leg sets with DST tops; use DTLP leg sets with DHT tops.

	Model	Size	Top Material Edge	Units Per Ctn	Cubes Each	Lbs Each	List Price Each Standard	List Price Each Premium	Number of legs required
	Rectangle								
	DST-RC2026E	20" x 26"	Laminate 3/4" core Banded Flat Edge (E)	1	1.0	15.6	\$160	\$222	4
	DHT-RC2026E	20" x 26"	Laminate 1-1/8" core Banded Flat Edge (E)	1	1.0	23.4	\$184	\$246	4
	Rectangle								
	DST-RC2036E	20" x 36"	Laminate 3/4" core Banded Flat Edge (E)	1	1.7	22.6	\$210	\$272	4
	DHT-RC2036E	20" x 36"	Laminate 1-1/8" core Banded Flat Edge (E)	1	1.7	33.9	\$242	\$304	4
	Expanse								
	DST-EX2232E	22" x 32"	Laminate 3/4" core Banded Flat Edge (E)	1	1.1	18.4	\$180	\$242	4
	DHT-EX2232E	22" x 32"	Laminate 1-1/8" core Banded Flat Edge (E)	1	1.1	27.6	\$207	\$269	4
	Aperture								
	DST-AP1830E	18" x 30"	Laminate 3/4" core Banded Flat Edge (E)	1	1.4	17.1	\$180	\$242	4
	DHT-AP1830E	18" x 30"	Laminate 1-1/8" core Banded Flat Edge (E)	1	1.4	25.7	\$207	\$269	4
	Tri-Top *do not use casters								
	DST-TT2828E	28" x 28"	Laminate 3/4" core Banded Flat Edge (E)	1	1.3	21.4	\$180	\$242	3
	DHT-TT2828E	28" x 28"	Laminate 1-1/8" core Banded Flat Edge (E)	1	1.3	32.1	\$207	\$269	3
	Trapezoid 6								
	DST-T6E	20" x 32"	Laminate 3/4" core Banded Flat Edge (E)	1	1.1	14.0	\$180	\$242	4
	DHT-T6E	20" x 32"	Laminate 1-1/8" core Banded Flat Edge (E)	1	1.1	21.0	\$207	\$269	4

Model Builder








Model	•	1st Option Top Laminate	•	2nd Option Edge Color
		See pages 11-12		See pages 11-12
DST-EX2232E	•	7M	•	4

Model Example: DST-EX2232E.7M.4



Application & Specification Rules

- > Tops and legs are specified and priced separately. See pages 68-69 for leg kits
- > Always ships fully cartoned, one top per carton
- > When specifying DHT models with DTLP leg kits, please confirm fitment of book boxes and seating (cantilever, 10X models) with customer service prior to placing orders.
- > Tops are NOT pre-drilled for accessories
- > DST models = 3/4" core; DHT models = 1-1/8" core.
- > Accessories are specified separately. See pages 76-77
- > Use DSLP leg sets with DST tops; use DTLP leg sets with DHT tops.

	Model	Size	Top Material Edge	Units Per Ctn	Cubes Each	Lbs Each	List Price Each Standard	List Price Each Premium	Number of legs required
	Kite								
	DST-KT3032E	30" x 32"	Laminate 3/4" core Banded Flat Edge (E)	1	1.5	18.0	\$220	\$282	4
	DHT-KT3032E	30" x 32"	Laminate 1-1/8" core Banded Flat Edge (E)	1	1.5	27.0	\$253	\$315	4
	Beta								
	DST-BT2233E	22" x 33"	Laminate 3/4" core Banded Flat Edge (E)	1	1.2	18.5	\$180	\$242	4
	DHT-BT2233E	22" x 33"	Laminate 1-1/8" core Banded Flat Edge (E)	1	1.2	27.8	\$207	\$269	4
	Beta Straight								
	DST-BS2233E	22" x 33"	Laminate 3/4" core Banded Flat Edge (E)	1	1.2	18.5	\$180	\$242	4
	DHT-BS2233E	22" x 33"	Laminate 1-1/8" core Banded Flat Edge (E)	1	1.2	27.8	\$207	\$269	4
	Swoop								
	DST-SW3030E	30" x 30"	Laminate 3/4" core Banded Flat Edge (E)	1	1.3	18	\$170	\$232	3
	DHT-SW3030E	30" x 30"	Laminate 1-1/8" core Banded Flat Edge (E)	1	1.3	27	\$196	\$258	3
	Linc								
	DST-LC2232E	22" x 32"	Laminate 3/4" core Banded Flat Edge (E)	1	1.2	18.5	\$180	\$242	4
	DHT-LC2232E	22" x 32"	Laminate 1-1/8" core Banded Flat Edge (E)	1	1.2	27.8	\$207	\$269	4
	Sail								
	DST-SL2730E	27" x 30"	Laminate 3/4" core Banded Flat Edge (E)	1	1.7	18.0	\$190	\$252	3
	DHT-SL2730E	27" x 30"	Laminate 1-1/8" core Banded Flat Edge (E)	1	1.7	27.0	\$219	\$281	3
	Sail								
	DST-SL3034E	30" x 34"	Laminate 3/4" core Banded Flat Edge (E)	1	2.2	20.0	\$220	\$282	3
	DHT-SL3034E	30" x 34"	Laminate 1-1/8" core Banded Flat Edge (E)	1	2.2	30.0	\$253	\$315	3

Model Builder

Model	•	1st Option Top Laminate	•	2nd Option Edge Color
		See pages 11-12		See pages 11-12
DST-EX2232E	•	7M	•	4

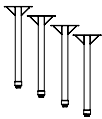
Model Example: DST-EX2232E.7M.4



Application & Specification Rules

- > Legs and tops are specified and priced separately.
- > Legs are field installed. Use DSLP with DST desk tops. Use DTLP with DHT desk tops.
- > Tops and legs ship in separate cartons
- > Standard with nylon glides, 3/4" leveling range
- > Caster set TA-CPS4 or TA-CPMS50T4 can be used with this leg set (field installed).

Model	Description	Units Per Ctn	Cubes Each	Lbs Each	List Each Price
Seated Height Fixed Legs 1.5" Diameter (use with DST models) NEW!					
DSL-P-4F25.3.4	25" Fixed Leg, Nylon Glide, Titanium	4-Legs	0.8	14.0	\$200
DSL-P-4F25.3.7	25" Fixed Leg, Nylon Glide, Black	4-Legs	0.8	14.0	\$200
DSL-P-4F25.3.W	25" Fixed Leg, Nylon Glide, White	4-Legs	0.8	14.0	\$225
DSL-P-4F27.3.4	27" Fixed Leg, Nylon Glide, Titanium	4-Legs	0.9	14.0	\$200
DSL-P-4F27.3.7	27" Fixed Leg, Nylon Glide, Black	4-Legs	0.9	14.0	\$200
DSL-P-4F27.3.W	27" Fixed Leg, Nylon Glide, White	4-Legs	0.9	14.0	\$225
DSL-P-4F29.3.4	29" Fixed Leg, Nylon Glide, Titanium	4-Legs	0.9	14.0	\$200
DSL-P-4F29.3.7	29" Fixed Leg, Nylon Glide, Black	4-Legs	0.9	14.0	\$200
DSL-P-4F29.3.W	29" Fixed Leg, Nylon Glide, White	4-Legs	0.9	14.0	\$225
Seated Height Fixed Legs Wheelbarrow Pack 1.5" Diameter (use with DST models) NEW!					
DSL-P-4F27.3W.4	27" Fixed Wheelbarrow Leg, 2 Glides/2 Casters, Titanium	4-Legs	1.8	15.0	\$220
DSL-P-4F27.3W.7	27" Fixed Wheelbarrow Leg, 2 Glides/2 Casters, Black	4-Legs	1.8	15.0	\$220
DSL-P-4F29.3W.4	29" Fixed Wheelbarrow Leg, 2 Glides/2 Casters, Titanium	4-Legs	1.9	15.0	\$220
DSL-P-4F29.3W.7	29" Fixed Wheelbarrow Leg, 2 Glides/2 Casters, Black	4-Legs	1.9	15.0	\$220
Seated Height Fixed Legs 2" Diameter (use with DHT models only) NEW!					
DTLP-4F25.3.4	25" Fixed Leg, Nylon Glide, Titanium	4-Legs	1.6	15.4	\$250
DTLP-4F25.3.7	25" Fixed Leg, Nylon Glide, Black	4-Legs	1.6	15.4	\$250
DTLP-4F25.3.W	25" Fixed Leg, Nylon Glide, White	4-Legs	1.6	15.4	\$275
DTLP-4F27.3.4	27" Fixed Leg, Nylon Glide, Titanium	4-Legs	1.8	16.6	\$250
DTLP-4F27.3.7	27" Fixed Leg, Nylon Glide, Black	4-Legs	1.8	16.6	\$250
DTLP-4F27.3.W	27" Fixed Leg, Nylon Glide, White	4-Legs	1.8	16.6	\$275
DTLP-4F29.3.4	29" Fixed Leg, Nylon Glide, Titanium	4-Legs	1.9	17.8	\$250
DTLP-4F29.3.7	29" Fixed Leg, Nylon Glide, Black	4-Legs	1.9	17.8	\$250
DTLP-4F29.3.W	29" Fixed Leg, Nylon Glide, White	4-Legs	1.9	17.8	\$275
Seated Height Fixed Legs Wheelbarrow Pack 2" Diameter (use with DHT models only) NEW!					
DTLP-4F27.3W.4	27" Fixed Wheelbarrow Leg, 2 Glides/2 Casters, Titanium	4-Legs	1.8	16.6	\$270
DTLP-4F27.3W.7	27" Fixed Wheelbarrow Leg, 2 Glides/2 Casters, Black	4-Legs	1.8	16.6	\$270
DTLP-4F29.3W.4	29" Fixed Wheelbarrow Leg, 2 Glides/2 Casters, Titanium	4-Legs	1.9	17.8	\$270
DTLP-4F29.3W.7	29" Fixed Wheelbarrow Leg, 2 Glides/2 Casters, Black	4-Legs	1.9	17.8	\$270
Castors					
TA-CPS4	50mm Casters, 4-Pack, Black, for DTLP legs	4-Legs	0.1	1.0	\$60
TA-CPMS50T4	50mm NXT MOV Caster, 4-Pack, Titanium for DTLP legs	4-Legs	0.1	1.0	\$70





Application & Specification Rules

> Specify DSLP Post Legs for DST Desks (3/4" core)

> Specify DTLP Post Legs for DHT Desks (1-1/8" core)

> Specify TA-CPS37T4 for DSLP legs.
Specify TA-CPS4 for DTLP legs.> Casters not recommended on Tri-Top desks (DST/
DHT)

Model	Description	Units Per Ctn	Cubes Each	Lbs Each	List Price
Seated Height Legs 1.5" Diameter (use with DST models)					
DSLTP-4AAP.3.4	22" - 34" Adjustable Legs, Nylon glide, Titanium/Chrome	4-Legs	0.6	14.0	\$210
DSLTP-4AAP.3.7	22" - 34" Adjustable Legs, Nylon glide, Black/Chrome	4-Legs	0.6	14.0	\$210
DSLTP-4AAP.3.W	22" - 34" Adjustable Legs, Nylon glide, White/Chrome	4-Legs	0.6	14.0	\$235
DSLTP-4AAP.3.4.4	22" - 34" Adjustable Legs, Nylon glide, Titanium/Titanium	4-Legs	0.6	14.0	\$235
DSLTP-4AAP.3.7.7	22" - 34" Adjustable Legs, Nylon glide, Black/Black	4-Legs	0.6	14.0	\$235
DSLTP-4AAP.3W.4	22" - 34" Adjustable Wheelbarrow Legs, 2 glides/2 casters, Titanium/Chrome	4-Legs	0.6	15.0	\$225
DSLTP-4AAP.3W.7	22" - 34" Adjustable Wheelbarrow Legs, 2 glides/2 casters, Black/Chrome	4-Legs	0.6	15.0	\$225



Table Height Legs 2" Diameter (use with DHT models only)					
DTLP-4ATP.3.4	19" - 29" Adjustable Legs, Nylon glide, Titanium/Chrome	4-Legs	1.3	20.25	\$260
DTLP-4ATP.3.7	19" - 29" Adjustable Legs, Nylon glide, Black/Chrome	4-Legs	1.3	20.25	\$260
DTLP-4ATP.3.W	19" - 29" Adjustable Legs, Nylon glide, White/Chrome	4-Legs	1.3	20.25	\$285
DTLP-4ATP.3.4.4	19" - 29" Adjustable Legs, Nylon glide, Titanium/Titanium	4-Legs	1.3	20.25	\$285
DTLP-4ATP.3.7.7	19" - 29" Adjustable Legs, Nylon glide, Black/Black	4-Legs	1.3	20.25	\$285
DTLP-4ATP.3W.4	19" - 29" Adjustable Wheelbarrow Legs, 4-Pack, 2 glides/2 casters, Titanium	4-Legs	1.3	30.5	\$280
DTLP-4ATP.3W.7	19" - 29" Adjustable Wheelbarrow Legs, 4-Pack, 2 glides/2 casters, Black	4-Legs	1.3	30.5	\$280



Standing Height Legs 2" Diameter (use with DHT models only)					
DTLP-4ASP.3.4	27" - 42" Adjustable Legs, 4-Pack, Nylon glide, Titanium/Chrome	4-Legs	1.7	25.6	\$295
DTLP-4ASP.3.7	27" - 42" Adjustable Legs, 4-Pack, Nylon glide, Black/Chrome	4-Legs	1.7	29.5	\$295
DTLP-4ASP.3.W	27" - 42" Adjustable Legs, 4-Pack, Nylon glide, White/Chrome	4-Legs	1.7	25.6	\$320
DTLP-4ASP.3.4.4	27" - 42" Adjustable Legs, 4-Pack, Nylon glide, Titanium/Titanium	4-Legs	1.7	25.6	\$320
DTLP-4ASP.3.7.7	27" - 42" Adjustable Legs, 4-Pack, Nylon glide, Black/Black	4-Legs	1.7	25.6	\$320



Casters					
TA-CPS37T4	37mm Casters, 4-Pack, Black, for DSLP legs	4-Legs	0.1	0.9	\$45
TA-CPS4	50mm Casters, 4-Pack, Black, for DTLP legs	4-Legs	0.1	1.0	\$60
TA-CPMS50T4	50mm NXT MOV Caster, 4-Pack, Titanium for DTLP legs	4-Legs	0.1	1.0	\$70

Felt Glide Pack

Application & Specification Rules

> Use with DTLP legs, field installed only

> 3/8" - 16 x 1" threaded stem

> No color specification, specify model only

> May also be used on Shape Student Desk legs (DSLTP)

> Not for use on T-Leg Student Desks



Model	Description	Units Per Ctn	Cubes Each	Lbs Each	List Price Each
TA-GFK	100-Pack	100	0.1	5.0	\$500



Application & Specification Rules

> Tops and legs are specified and priced separately.
See below for leg kits

> Tops are NOT pre-drilled for accessories

> Accessories are specified separately.
See pages 76-77

> Always ships fully cartoned, one top per carton

Model	Size	Top Material Edge	Units Per Ctn	Cubes Each	Lbs Each	List Price Each Standard	List Price Each Premium	Number of legs required
Rectangle								
DST-RC2026E	20" x 26"	Laminate 3/4" core Banded Flat Edge (E)	1	1.0	15.6	\$160	\$222	4
DHT-RC2026E	20" x 26"	Laminate 1-1/8" core Banded Flat Edge (E)	1	1.0	23.4	\$184	\$246	4
Rectangle								
DST-RC2036E	20" x 36"	Laminate 3/4" core Banded Flat Edge (E)	1	1.7	22.6	\$210	\$272	4
DHT-RC2036E	20" x 36"	Laminate 1-1/8" core Banded Flat Edge (E)	1	1.7	33.9	\$242	\$304	4
Expanse								
DST-EX2232E	22" x 32"	Laminate 3/4" core Banded Flat Edge (E)	1	1.1	18.4	\$180	\$242	4
DHT-EX2232E	22" x 32"	Laminate 1-1/8" core Banded Flat Edge (E)	1	1.1	27.6	\$207	\$269	4

Model Builder

Model	•	1st Option Top Laminate	•	2nd Option Edge Color
		See pages 11-12		See pages 11-12
DST-EX2232E	•	7M	•	4

Model Example: DST-EX2232E.7M.4

Leg Kit

Model	Description	Units Per Ctn	Cubes Each	Lbs Each	List Price Each
T-Leg Kits for Shape Student Desk Tops					
DSLK-2F29G.4	29" Fixed Height, 2-Pack, Nylon glide, Titanium	2 pack	0.9	10.0	\$350
DSLK-2F29G.7	29" Fixed Height, 2-Pack, Nylon glide, Black	2 pack	0.9	10.0	\$350

Shape Desks | Legs

Choose the right legs for your student desks

Model	Description	RC2026E RC2036E EX2232E		AP1830E TT2828E T6E KT3032E BT2233E BS2233E LC2233E SL2730E SL3034E SW3030E			
		DST	DHT	DST		DHT	
DSLK-4AAP	22"-34" adj. seated height legs, 1.5" dia	✓		✓			
DTLP-4ATP	19"-29" adj. table height legs, 2" dia		✓			✓	
DTLP-4ASP	27"-42" adj. stand height legs, 2" dia		✓			✓	
DSLK-2F29G	29" fixed height t-legs, 2pk	✓					
TA-CPS37T4	37mm casters, use with DSLP legs, 4pk	✓		✓			
TA-CPMS50T4	50mm NXT MOV casters, use with DTLP legs, 4pk		✓			✓	
TA-CPS4	50mm casters, use with DTLP legs, 4pk		✓			✓	

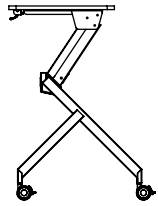
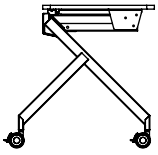


Sit-to-Stand Desk

Application & Specification Rules

> Always ships fully cartoned, one unit per carton

> Ships assembled. Casters are field installed.



Model	Size	Top Material Edge	Height	Units Per Ctn	Cubes Each	Lbs Each	List Price Each Standard	List Price Each Premium
STS-RC2228E	22"x28"	Laminate 3/4" core Banded Flat Edge (E)	28"-41"	1.0	13.0	54.0	\$1,400	\$1,462

Model Builder

Model	•	1st Option Frame Color	•	2nd Option Top Color	•	3rd Option Edge Color
		Titanium (4) \$0		See pages 11-12		See pages 11-12
STS-RC2228E	•	4	•	4E	•	4

Model Example: STS-RC2228E.4.4E.4

Stacking Desk

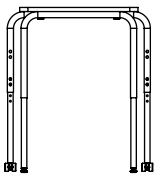
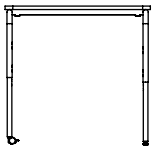
Application & Specification Rules

> Always ships fully cartoned, two units per carton

> Must order in multiples of two (full carton quantity)

> Ships assembled; leg inserts field installed

> Desks stack 4 high



Model	Size	Top Material Edge	Height	Units Per Ctn	Cubes Each	Lbs Each	List Price Each Standard	List Price Each Premium
SA2232E	22"x32"	Laminate 3/4" core Banded Flat Edge (E)	22"-30"	2	4.9	29.5	\$400	\$462

Model Builder

Model	•	1st Option Glide	•	2nd Option Frame Color	•	3rd Option Top Color	•	4th Option Edge Color
		2 Nylon/2 Caster (3W)		Black (7) \$0 Titanium (4) \$0 Chrome (5) \$0 White (W) \$47		See pages 11-12		See pages 11-12
SA2232E	•	3W	•	4	•	4E	•	4

Model Example: SA2232E.3W.4.4E.4

Open Front Desk | Polystructural Book Box

Application & Specification Rules

- > Always ships fully cartoned, two units per carton. Must order in multiples of 2 (carton quantity)
- > 3/4" Core
- > Fully integrated polypropylene book box.
- > Ships KD, field installation of legs required
- > DA0D not compatible with cantilever chair models or Discover A+ models
- > When selecting a markerboard laminate, you must specify model with banded flat edge (E)
- > Wheelbarrow caster packs available. See page 65



Model	Size	Top Material Edge	Height	Units Per Ctn	Cubes Each	Lbs Each	List Price Each Standard	List Price Each Premium
Poly Book Box								
DA0D3	18" x 24"	Laminate Clear Edge (3)	22" - 30"	2	1.9	21.9	\$190	N/A
DA0DE	18" x 24"	Laminate Banded Flat Edge (E)	22" - 30"	2	1.9	21.9	\$230	\$281
DA0DS	18" x 24"	Solid Plastic (S)	22" - 30"	2	1.9	24.9	\$275	N/A
Jumbo Poly Book Box								
DAJ63	20" x 26"	Laminate Clear Edge (3)	22"-30"	2	2.4	24.5	\$230	N/A
DAJ6E	20" x 26"	Laminate Banded Flat Edge (E)	22"-30"	2	2.4	24.5	\$275	\$331

Model Builder

Model	1st Option Glide	2nd Option Frame Color	3rd Option Book Box Color	4th Option Top Color	5th Option Band Color
	Nylon (3)	Chrome (5) Black (7) Titanium (4)	See page 48	See pages 11-12	See pages 11-12
DA0DE	3	4	M	7M	0

Model Example: DA0DE.3.4.M.7M.0

Open Front Desk | Metal Book Box

Application & Specification Rules

- > Always ships fully cartoned, two units per carton
- > Must order in multiples of 2 (full carton quantity)
- > Fully integrated metal book box, matches specified frame color
- > Desks require field installation of lower leg inserts
- > 3/4" Core
- > When selecting a markerboard laminate, you must specify model with banded flat edge (E)
- > Wheelbarrow caster packs available. See page 65



Model	Size	Top Material Edge	Height	Units Per Ctn	Cubes Each	Lbs Each	List Price Each Standard	List Price Each Premium
R90D3	18" x 24"	Laminate Clear Edge (3)	22" - 30"	2	3.2	28.0	\$250	N/A
R90DE	18" x 24"	Laminate Banded Flat Edge (E)	22" - 30"	2	3.2	28.0	\$290	\$341
R90DS	18" x 24"	Solid Plastic (S)	22" - 30"	2	3.2	32.0	\$335	N/A
R90E3	20" x 26"	Laminate Clear Edge (3)	22" - 30"	2	3.9	29.4	\$290	N/A
R90EE	20" x 26"	Laminate Banded Flat Edge (E)	22" - 30"	2	3.9	29.4	\$335	\$386
R90ES	20" x 26"	Solid Plastic (S)	22" - 30"	2	3.9	34.2	\$385	N/A

Model Builder

Model	1st Option Glide	2nd Option Frame Color	3rd Option Top Color	4th Option Edge Color
	Nylon (3)	Black (7) Titanium (4)	See pages 11-12	See pages 11-12
R90DE	3	4	7M	0

Model Example: R90DE.3.4.7M.0



Application & Specification Rules

- > Always ships fully cartoned, two units per carton
- > Must order in multiples of 2 (full carton quantity)
- > Accessories are specified separately. See pages 76-77
- > Wheelbarrow caster packs available. See page 65.
- > 3/4" Core
- > Desks require field installation of lower leg inserts
- > When selecting a markerboard laminate, you must specify model with banded flat edge (E)
- > Caster not recommended for Tri-Top



Model	Top Material Edge	Height	Units Per Ctn	Cubes Each	Lbs Each	List Price Each Standard	List Price Each Premium
Four Leg Student Desk Rectangle							
7SD4A03	18" x 24" Laminate Clear Edge (3)	Adjustable 22" - 30"	2	2.6	20.0	\$230	N/A
7SD4A0E	18" x 24" Laminate Banded Flat Edge (E)	Adjustable 22" - 30"	2	2.6	20.0	\$270	\$321
7SD4A0S	18" x 24" Solid Plastic (S)	Adjustable 22" - 30"	2	2.6	22.0	\$315	N/A
7SD4H03	18" x 24" Laminate Clear Edge (3)	Adjustable 34" - 42"	2	5.5	26.0	\$280	N/A
7SD4H0E	18" x 24" Laminate Banded Flat Edge (E)	Adjustable 34" - 42"	2	5.5	26.0	\$320	\$371
7SD4H0S	18" x 24" Solid Plastic (S)	Adjustable 34" - 42"	2	5.5	28.0	\$365	N/A



Four Leg Student Desk Rectangle							
7SD4A63	20" x 26" Laminate Clear Edge (3)	Adjustable 22" - 30"	2	2.9	21.0	\$260	N/A
7SD4A6E	20" x 26" Laminate Banded Flat Edge (E)	Adjustable 22" - 30"	2	2.9	21.0	\$305	\$361
7SD4A6S	20" x 26" Solid Plastic (S)	Adjustable 22" - 30"	2	2.9	23.0	\$355	N/A
7SD4H63	20" x 26" Laminate Clear Edge (3)	Adjustable 34" - 42"	2	5.5	27.0	\$310	N/A
7SD4H6E	20" x 26" Laminate Banded Flat Edge (E)	Adjustable 34" - 42"	2	5.5	27.0	\$355	\$411
7SD4H6S	20" x 26" Solid Plastic (S)	Adjustable 34" - 42"	2	5.5	29.0	\$405	N/A



Four Leg Student Desk Rectangle Wheelchair Accessible							
7SD4AD3	20" x 36" Laminate Clear Edge (3)	Adjustable 26" - 34"	2	5.50	29.0	\$350	N/A
7SD4ADE	20" x 36" Laminate Banded Flat Edge (E)	Adjustable 26" - 34"	2	5.50	29.0	\$410	\$475



Tri-Top *do not use casters							
7SD3A3	28" x 28" Laminate Clear Edge (3)	Adjustable 22" - 30"	2	4.2	24.0	\$240	N/A
7SD3AE	28" x 28" Laminate Banded Flat Edge (E)	Adjustable 22" - 30"	2	4.2	24.0	\$285	\$347
7SD3AS	28" x 28" Solid Plastic (S)	Adjustable 22" - 30"	2	4.2	26.0	\$380	N/A
7SD3H3	28" x 28" Laminate Clear Edge (3)	Adjustable 34" - 42"	2	9.0	26.0	\$300	N/A
7SD3HE	28" x 28" Laminate Banded Flat Edge (E)	Adjustable 34" - 42"	2	9.0	26.0	\$345	\$407
7SD3HS	28" x 28" Solid Plastic (S)	Adjustable 34" - 42"	2	9.0	28.0	\$440	N/A



Trapezoid							
7SD4AT3	20" x 32" Laminate Clear Edge (3)	Adjustable 22" - 30"	2	4.1	25.0	\$280	N/A
7SD4ATE	20" x 32" Laminate Banded Flat Edge (E)	Adjustable 22" - 30"	2	4.1	25.0	\$330	\$392

Model Builder

Model	1st Option Glide	2nd Option Frame Color	3rd Option Top Color	4th Option Edge Color
	Nylon (3)	Black (7) \$0 Titanium (4) \$0 Chrome (5) \$0 White (W) \$47	See pages 11-12	See pages 11-12
7SD4A03	3	4	7M	

Model Example: 7SD4A03.3.4.7M

4100 Series | Cantilever Desk

Application & Specification Rules

- > Always ships fully cartoned, two units per carton
- > Must order in multiples of 2 (full carton quantity)
- > Accessories are specified separately.
See pages 76-77
- > 3/4" Core



Model	Size	Top Material Edge	Height	Units Per Ctn	Cubes Each	Lbs Each	List Price Each Standard	List Price Each Premium
4F276E	20" x 26"	Laminate Banded Flat Edge (E)	Fixed, 27"	2	6.4	31.0	\$450	\$506
4F276S	20" x 26"	Solid Plastic (S)	Fixed, 27"	2	6.4	32.0	\$500	N/A
4F296E	20" x 26"	Laminate Banded Flat Edge (E)	Fixed, 29"	2	6.4	34.0	\$450	\$506
4F296S	20" x 26"	Solid Plastic (S)	Fixed, 29"	2	6.4	35.0	\$500	N/A

Model Builder

Model	• 1st Option Glide	• 2nd Option Frame Color	• 3rd Option Top Color	• 4th Option Edge Color
	Nylon (3)	Black (7) Titanium (4) \$0 \$0	See pages 11-12	See pages 11-12
4F276E	• 3	• 4	• 7M	• 0

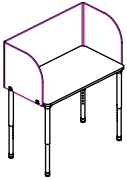
Model Example: 4F276E.3.4.7M.0



Study Carrel Screen

Application & Specification Rules

- > For use with the following Student Desks: DST-RC2036E
- > 1-piece opaque white acrylic study carrel screen
- > Price and specifications for screen only. Desk is priced and specified separately.
- > Dry erase marker compatible
- > Screen is 16" above work surface when installed
- > Brackets standard in Titanium finish only
- > Must order multiples of 2 (full carton quantity)



Model	Description	Units Per Ctn	Cubes Each	Lbs Each	List Price Each
TA-SCA1737.C.W	Opaque White Acrylic, 37"w x 18"d x 17"h	2	3.8	13.5	\$630

Wheelbarrow Caster Pack

Application & Specification Rules

- > Caster set works with adjustable desk models with inserts
- > Pack contains 2 inserts (for 1 desk) or 12 inserts (for 6 desks) with locking 37 mm casters
- > Use with Student Desk models: DA0D, R90, 7SD4A, 7SD3A

Model	Description	Units Per Ctn	Cubes Each	Lbs Each	List Price Each
SDA-WBCP	Caster pack for retrofitting adjustable student desks, 2-pk	2-pack	0.2	4.0	\$45
SDA-WBCP12	Caster pack for retrofitting adjustable student desks, 12-pk	12-pack	1.0	24.0	\$270







Application & Specification Rules

> NOTE CARTON QUANTITIES. All book box models are 4-packs. For example, ordering one (1) TA-BBW15 you will receive four (4) book boxes. Back pack hooks are sold individually and packed to order.

> All accessories require field installation. Student desk tops are NOT pre-drilled


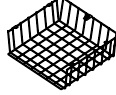
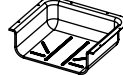

> Includes mounting hardware

> Specify poly color for TA-BBP16 only.

Model	Description	Units Per Ctn	Cubes Each	Lbs Each	List Price Each
Rails/Totes (totes also work with Makerspace Cabinets)					
TA-TTR.2	Pack of 4 Tote Tray Rails	2-Pack	0.5	1.0	\$140
TA-TTR.6	Pack of 12 Tote Tray Rails	6-Pack	1.0	3.0	\$410
MSCA-TK1203.T	3"h x 12"w, Translucent, Pack of 6 Trays	6-Pack	1.6	10.6	\$200
Poly Book Box, 4-Pack NEW! Specify poly color.					
 TA-BBP16	16"w x 13.25"d x 3.5"h	4-pack	1.5	9.0	\$190
Wire Book Box, 4-Pack					
 TA-BBW15	15"w x 13.25"d x 5.25"h, Chrome	4-pack	1.9	10.0	\$400
Full Metal Book Box, 4-Pack					
 TA-BBFM17	17"w x 14.0"d x 5"h, Titanium	4-pack	3.1	19.4	\$430
Backpack Hook, Single Pack					
 TA-BPH1	2.25"w x 1.22"d x 2.35"h, Chrome	1	0.1	0.1	\$22

Model Builder

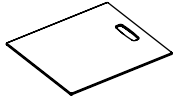
Model	•	Book Box Color
TA-BBP16	.	See pages 11-12
Model Example: TA-BBP16.MN		

				
	POLY	WIRE	FULL METAL	HOOK
APPLICATION GUIDE	Universal	Small		
Model Number	TA-BBP16	TA-BBW15	TA-BBFM17	TA-BPH
Width	16"w	15"w	17.5" w	2.25"w
Depth	13.25"d	13.25"d	14.0" d	1.22"d
Height	3.5"h	5.25"h	5.0" h	2.35"h
18" x 24" (7SD4A0, 7SD4H0)	YES	YES	NO	YES
20" x 26" (7SD4A6, 7SD4H6)	YES	YES	YES	YES
Tri- Top (7SD3A, 7SD3H)	YES	YES	YES	YES
Trapezoid (7SD4AT)	YES	YES	YES	YES
Shape Student Desks (excludes Trek)	YES	YES	YES	YES
Shape Student Desk 20" x 36" ONLY	YES	YES	YES	YES
4100 Series Cantilever Desk	YES	YES	YES	YES

Markerboard, Hand-Held

Application & Specification Rules

- > Markerboard is durable 1-piece opaque white acrylic
- > Priced and sold as six (6) packs only
- > Use with desk mounting brackets (specified and priced separately)



Model	Description	Units Per Ctn	Cubes Each	Lbs Each	List Price Each
MSCA-SK1216.W	Opaque white acrylic 12"w x 16"d	6 PK	0.4	13.0	\$780

Mounting Brackets, Desk/Table Hanging

Application & Specification Rules

- > Metal brackets are standard in Titanium finish only
- > Includes mounting hardware for field installation only
- > Priced and sold as four (4) packs only
- > Use with hand-held markerboards (specified and priced separately)
- > Easily mounts to the underside of most tables and student desks
- > Holds 1-2 markerboards per bracket



Model	Description	Units Per Ctn	Cubes Each	Lbs Each	List Price Each
MBH-DMB1.4	Bracket, Desk/Table Hanging, 4-Pack	4-pack	0.1	1.4	\$125




D700 Series | Four Leg Combo Desk | RH Entry

Application & Specification Rules

> Always ships fully cartoned, two units per carton

> Standard with fixed wire book rack

> Must order in multiples of 2 (full carton quantities)



Model	Top Size	Top Material Edge	Height	Units Per Ctn	Cubes Each	Lbs Each	List Price Each
D75A3	18" x 24"	Laminate Clear Edge (3)	18"	2	9.4	33.0	\$390
D75AS	18" x 24"	Solid Plastic (S)	18"	2	9.4	36.0	\$475
D75X3	18" x 24"	Laminate Clear Edge (3), A+ Shell	18"	2	10.4	34.2	\$430
D75XS	18" x 24"	Solid Plastic (S), A+ Shell	18"	2	10.4	38.2	\$515

Model Builder

Model	•	1st Option Glide	•	2nd Option Frame Color	•	3rd Option Shell Color	•	4th Option Top Color
		Nylon (3) \$0		Chrome (5) \$0 Black (7) \$0 Titanium (4) \$0		See pages 11-12		See pages 11-12
D75AS	•	3	•	5	•	M	•	D

Model Example: D75AS.3.5.M.D

H457 Four Leg Combo Desk | RH Entry

Application & Specification Rules

> Always ships fully cartoned, two units per carton

> Must order in multiples of 2 (full carton quantities)

> Standard with fixed wire book rack



Model	Top Size	Top Material	Height	Units Per Ctn	Cubes Each	Lbs Each	List Price Each
H457S	18" x 24"	Solid Plastic (S)	17.5"	2	9.3	41.0	\$550

Model Builder

Model	•	1st Option Glide	•	2nd Option Frame Color	•	3rd Option Shell Color	•	4th Option Top Color
		Nylon (3) \$0		Chrome (5) \$0 Black (7) \$0 Titanium (4) \$0		Navy (N)		Grey Spectrum (J) Sugar Maple (D) Walnut (W)
H457S	•	3	•	5	•	N	•	D

Model Example: H457S.3.5.N.D

TABLES

The art of individuals coming together for a common goal, that's collaboration. Sit, stand, nest or rest, tables have never been so flexible. Pull up a seat, share an idea and let's get to work!

STATEMENT OF LINE – 80

SHAPE – 82

FLIP-TOP NESTING – 90

MULTIPURPOSE (CATALYST) – 91

MAKER SPACE – 92

COMPUTER – 95

CAFÉ – 96

ACTIVITY – 98

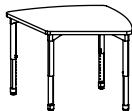

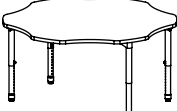
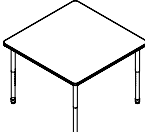
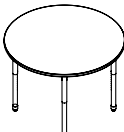
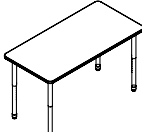

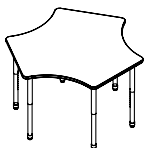
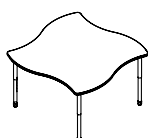
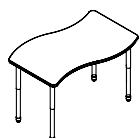
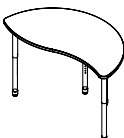
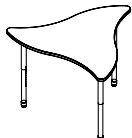
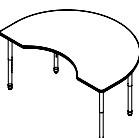

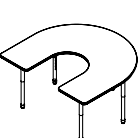

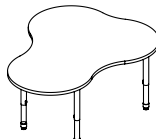
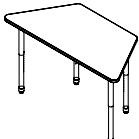
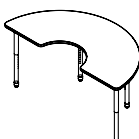
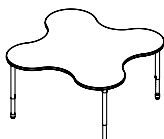
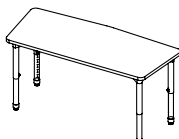
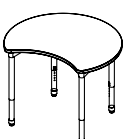
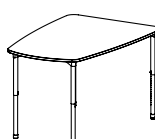


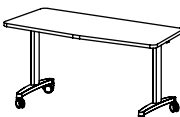

CONVERTIBLE BENCH – 100

STATEMENT OF LINE

TABLES

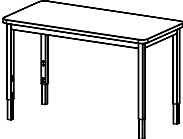
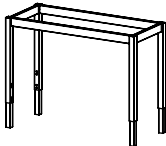
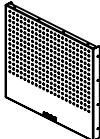

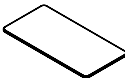
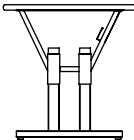
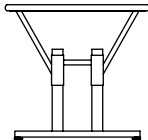
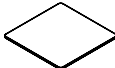



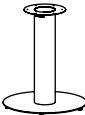



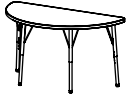





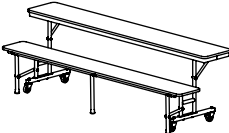


NOW AVAILABLE.
Check out new laminates
(awesome new Handspun
collection from Wilsonart)
and edge banding.

							
Gem	Chain	Flower	Square	Round	Rectangle	Aperture	
Shape Tables							
							
3P-120	Nova	Expanse	Nebula	Gravity	Kidney	Half-Round	Horseshoe
Shape Tables							
							
Star	4P	Trapezoid	Half Moon	Puddle	Chevron		
Shape Tables							
							
Crescent	Multi-Media	Rectangle	Expanse	Chevron	Half-Round		
Shape Tables		Flip-Top Tables Nesting		T-Leg Table Fixed			

STATEMENT OF LINE




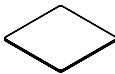

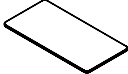
TABLES

						
DTMA (25" - 34") Catalyst Table	DTMF (25" - 42") Catalyst Frame	MSTA-EP End Panel Kit	MSTA-SL Lower Shelf Kit	DTMT Table Tops		
						
24"d (CY13-CY16) CY Series	30"d (CY03-CY06) CY Series	Square Café Tables Tops	Round Café Tables Tops	Racetrack Café Tables Tops	DCBR 30" Cafe Tables Bases	DCBR 42" Cafe Tables Bases
						
Rectangle Activity Tables	Round Activity Tables	Square Activity Tables	Half Round Activity Tables	Trapezoid Activity Tables	Horseshoe Activity Tables	Kidney Activity Tables
						
Clover Activity Tables	Flower Activity Tables	ABC Convertible Convertible Bench Table				



Application & Specification Rules

- > Tops and legs are specified and priced separately. Use DTLP leg kits (pages 85-87) > Tops and legs ship in separate cartons > Always ships fully cartoned, one top per carton
- > 3" round grommets available for field installation. Specify separately. See page 107 > 1 1/8" core standard

	Model	Top Material Edge	Size	Units Per Ctn	Cubes Each	Lbs Each	List Price Each Standard	List Price Each Premium	Number of Legs Required
	Chain								
	DTT-CH2636E	Laminate 1-1/8" core Banded Flat Edge (E)	26" x 36"	1	1.7	30.0	\$240	\$293	4
	Gem								
	DTT-GM3950E	Laminate 1-1/8" core Banded Flat Edge (E)	39" x 50"	1	5.4	44.4	\$440	\$546	4
	Flower								
	DTT-FL60E	Laminate 1-1/8" core Banded Flat Edge (E)	60"	1	10.3	98.4	\$660	\$981	4
	Square								
	DTT-SQ36E	Laminate 1-1/8" core Banded Flat Edge (E)	36" X 36"	1	4.1	58.0	\$270	\$445	4
	DTT-SQ42E	Laminate 1-1/8" core Banded Flat Edge (E)	42" X 42"	1	5.5	71.7	\$390	\$565	4
	DTT-SQ48E	Laminate 1-1/8" core Banded Flat Edge (E)	48" X 48"	1	7.0	101.3	\$420	\$595	4
	Round								
	DTT-RD36E	Laminate 1-1/8" core Banded Flat Edge (E)	36"	1	4.1	37.9	\$270	\$445	4
	DTT-RD42E	Laminate 1-1/8" core Banded Flat Edge (E)	42"	1	5.2	58.2	\$390	\$565	4
	DTT-RD48E	Laminate 1-1/8" core Banded Flat Edge (E)	48"	1	6.7	75.0	\$420	\$595	4
	DTT-RD60E	Laminate 1-1/8" core Banded Flat Edge (E)	60"	1	10.4	98.1	\$670	\$991	4
	Rectangle								
	DTT-RC1848E	Laminate 1-1/8" core Banded Flat Edge (E)	18" x 48"	1	3.7	35.5	\$290	\$440	4
	DTT-RC1860E	Laminate 1-1/8" core Banded Flat Edge (E)	18" x 60"	1	4.5	47.2	\$340	\$515	4
	DTT-RC1872E	Laminate 1-1/8" core Banded Flat Edge (E)	18" x 72"	1	5.3	55.8	\$360	\$550	4
	DTT-RC2436E	Laminate 1-1/8" core Banded Flat Edge (E)	24"x36"	1	2.3	30.0	\$295	\$445	4
	DTT-RC2448E	Laminate 1-1/8" core Banded Flat Edge (E)	24" x 48"	1	3.7	44.4	\$320	\$470	4
	DTT-RC2460E	Laminate 1-1/8" core Banded Flat Edge (E)	24" x 60"	1	4.5	58.9	\$360	\$535	4
	DTT-RC2472E	Laminate 1-1/8" core Banded Flat Edge (E)	24" x 72"	1	5.3	69.7	\$400	\$590	4
	DTT-RC3048E	Laminate 1-1/8" core Banded Flat Edge (E)	30" x 48"	1	4.5	54.3	\$340	\$490	4
	DTT-RC3060E	Laminate 1-1/8" core Banded Flat Edge (E)	30" x 60"	1	5.5	72.6	\$380	\$555	4
	DTT-RC3072E	Laminate 1-1/8" core Banded Flat Edge (E)	30" x 72"	1	6.5	90.6	\$450	\$645	4
	DTT-RC3660E	Laminate 1-1/8" core Banded Flat Edge (E)	36" x 60"	1	6.5	88.8	\$430	\$620	4
	DTT-RC3672E	Laminate 1-1/8" core Banded Flat Edge (E)	36" x 72"	1	7.7	108.2	\$470	\$687	4

Model Builder









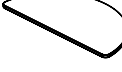
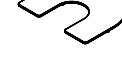

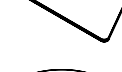

Model	• 1st Option Top Laminate	• 2nd Option Edge Color
	See pages 11-12	See page 12
DTT-AP2440E	• 7M	• 4

Model Example: DTT-AP2440E.7M.4



Application & Specification Rules

- > Tops and legs are specified and priced separately. Use DTLF leg kits (pages 85-87) > Tops and legs ship in separate cartons > Always ships fully cartoned, one top per carton
- > 3" round grommets available for field installation. Specify separately. See page 107 > 1 1/8" core standard

	Model	Top Material Edge	Size	Units Per Ctn	Cubes Each	Lbs Each	List Price Each Standard	List Price Each Premium	Number of Legs Required
	Aperture								
	DTT-AP2440E	Laminate 1-1/8" core Banded Flat Edge (E)	24" x 40"	1	4.4	44.4	\$400	\$575	4
	3P-120								
	DTT-3P3060E	Laminate 1-1/8" core Banded Flat Edge (E)	30" x 60"	1	9.5	86.1	\$660	\$981	6
	Nova								
	DTT-NV60E	Laminate 1-1/8" core Banded Flat Edge (E)	60"	1	10.4	145.0	\$700	\$1,021	4
	Expanse								
	DTT-EX3054E	Laminate 1-1/8" core Banded Flat Edge (E)	30" x 54"	1	6.1	69.0	\$390	\$565	4
	Nebula								
	DTT-NB3054E	Laminate 1-1/8" core Banded Flat Edge (E)	30" x 54"	1	5.1	35.0	\$380	\$555	4
	Gravity								
	DTT-GV50E	Laminate 1-1/8" core Banded Flat Edge (E)	50"	1	7.1	45.0	\$580	\$901	3
	Star								
	DTT-ST60E	Laminate 1-1/8" core Banded Flat Edge (E)	60"	1	10.1	88.2	\$700	\$1,021	5
	Kidney								
	DTT-KD4872E	Laminate 1-1/8" core Banded Flat Edge (E)	48" x 72"	1	10.1	112.4	\$600	\$876	4
	Half Round								
	DTT-HR48E	Laminate 1-1/8" core Banded Flat Edge (E)	48"	1	3.7	51.0	\$320	\$495	4
	Horseshoe								
	DTT-HS6066E	Laminate 1-1/8" core Banded Flat Edge (E)	60" x 66"	1	11.4	116.2	\$700	\$1,021	4
	4P								
	DTT-4P4860E	Laminate 1-1/8" core Banded Flat Edge (E)	48" x 60"	1	9.5	86.1	\$670	\$991	4
	Trapezoid								
	DTT-TZ3060E	Laminate 1-1/8" core Banded Flat Edge (E)	30" x 60"	1	5.1	63.5	\$340	\$515	4
	Half Moon								
	DTT-HM3672E	Laminate 1-1/8" core Banded Flat Edge (E)	36" x 72"	1	7.7	79.8	\$540	\$757	4

Model Builder





Model	•	1st Option Top Laminate	•	2nd Option Edge Color
		See pages 11-12		See page 12
DTT-AP2440E	•	7M	•	4

Model Example: DTT-AP2440E.7M.4



Application & Specification Rules

- > Tops and legs are specified and priced separately.
Use DTLP leg kits (pages 85-87)
- > Tops and legs ship in separate cartons
- > Always ships fully cartoned, one top per carton
- > 3" round grommets available for field installation.
Specify separately. See page 107
- > 1 1/8" core standard

	Model	Top Material Edge	Size	Units Per Ctn	Cubes Each	Lbs Each	List Price Each Standard	List Price Each Premium	Number of Legs Required
	Puddle								
	DTT-PD60E	Laminate 1-1/8" core Banded Flat Edge (E)	60"	1	10.4	88.2	\$700	\$1,021	4
	Crescent								
	DTT-CR3042E	Laminate 1-1/8" core Banded Flat Edge (E)	30" x 42"	1	5.2	58.2	\$390	\$565	4
	Multi-Media								
	DTT-MM4872E	Laminate 1-1/8" core Banded Flat Edge (E)	48" x 72"	1	10.1	112.4	\$600	\$876	4
	Chevron								
	DTT-CV2460E	Laminate 1-1/8" core Banded Flat Edge (E)	24" x 60"	1	5.5	72.6	\$380	\$555	4

Model Builder

Model	•	1st Option Top Laminate	•	2nd Option Edge Color
		See pages 11-12		See page 12
DTT-AP2440E	.	7M	.	4

Model Example: DTT-AP2440E.7M.4



Shape Table Leg Kit

Application & Specification Rules

- > Legs and tops are specified and priced separately. Use with DTT tops only, see pages 82-84
- > Legs are field installed
- > Casters and felt glides are available for field installation.
- > Standard with nylon glides, 3/4" leveling range
- > Does not require quick-set brackets
- > Tops and legs ship in separate cartons
- > White Legs (W) legs are only available with Chrome (5) insert.



Model	Description	Height	Units Per Ctn	Cubes Each	Lbs Each	List Price Each
Juvenile Height Legs 2" Diameter						
DTLP-4AJP.3.4	Adjustable Legs, Nylon glide, Titanium/Chrome	15" - 20"	4-Legs	1.3	16.8	\$250
DTLP-4AJP.3.7	Adjustable Legs, Nylon glide, Black/Chrome	15" - 20"	4-Legs	1.3	16.8	\$250
DTLP-4AJP.3.W	Adjustable Legs, Nylon glide, White/Chrome	15" - 20"	4-Legs	1.3	16.8	\$275
DTLP-4AJP.3.4.4	Adjustable Legs, Nylon glide, Titanium/Titanium	15" - 20"	4-Legs	1.3	16.8	\$275
DTLP-4AJP.3.7.7	Adjustable Legs, Nylon glide, Black/Black	15" - 20"	4-Legs	1.3	16.8	\$275



Table Height Legs 2" Diameter						
DTLP-4ATP.3.4	Adjustable Legs, Nylon glide, Titanium/Chrome	19" - 29"	4-Legs	1.3	20.3	\$260
DTLP-4ATP.3.7	Adjustable Legs, Nylon glide, Black/Chrome	19" - 29"	4-Legs	1.3	20.3	\$260
DTLP-4ATP.3.W	Adjustable Legs, Nylon glide, White/Chrome	19" - 29"	4-Legs	1.3	20.3	\$285
DTLP-4ATP.3.4.4	Adjustable Legs, Nylon glide, Titanium/Titanium	19" - 29"	4-Legs	1.3	20.3	\$285
DTLP-4ATP.3.7.7	Adjustable Legs, Nylon glide, Black/Black	19" - 29"	4-Legs	1.3	20.3	\$285



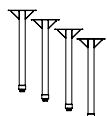
Table Height Legs Wheelbarrow Pack 2" Diameter						
DTLP-4ATP.3W.4	Wheelbarrow Legs, 2 glides/2 casters, Titanium/Chrome	19" - 29"	4-Legs	1.3	30.5	\$280
DTLP-4ATP.3W.7	Wheelbarrow Legs, 2 glides/2 casters, Black/Chrome	19" - 29"	4-Legs	1.3	30.5	\$280
Standing Height Legs 2" Diameter						
DTLP-4ASP.3.4	Adjustable Legs, Nylon glide, Titanium/Chrome	27" - 42"	4-Legs	1.7	25.6	\$295
DTLP-4ASP.3.7	Adjustable Legs, Nylon glide, Black/Chrome	27" - 42"	4-Legs	1.7	25.6	\$295
DTLP-4ASP.3.W	Adjustable Legs, Nylon glide, White/Chrome	27" - 42"	4-Legs	1.7	25.6	\$320
DTLP-4ASP.3.4.4	Adjustable Legs, Nylon glide, Titanium/Titanium	27" - 42"	4-Legs	1.7	25.6	\$320
DTLP-4ASP.3.7.7	Adjustable Legs, Nylon glide, Black/Black	27" - 42"	4-Legs	1.7	25.6	\$320



Fixed Leg Table Kit

Application & Specification Rules

- > Legs and tops are specified and priced separately. > Legs are field installed
- > Standard with nylon glides, 3/4" leveling range > Tops and legs ship in separate cartons
- > Caster set TA-CPS4 or TA-CPMS50T4 can be used
with this leg set (field installed).



Model	Description	Units Per Ctn	Cubes Each	Lbs Each	List Price Each
Seated Height Fixed Legs 2" Diameter					
DTLP-4F25.3.4	25" Fixed Leg, Nylon Glide, Titanium	4-Legs	1.6	15.4	\$250
DTLP-4F25.3.7	25" Fixed Leg, Nylon Glide, Black	4-Legs	1.6	15.4	\$250
DTLP-4F25.3.W	25" Fixed Leg, Nylon Glide, White	4-Legs	1.6	15.4	\$275
DTLP-4F27.3.4	27" Fixed Leg, Nylon Glide, Titanium	4-Legs	1.8	16.6	\$250
DTLP-4F27.3.7	27" Fixed Leg, Nylon Glide, Black	4-Legs	1.8	16.6	\$250
DTLP-4F27.3.W	27" Fixed Leg, Nylon Glide, White	4-Legs	1.8	16.6	\$275
DTLP-4F29.3.4	29" Fixed Leg, Nylon Glide, Titanium	4-Legs	1.9	17.8	\$250
DTLP-4F29.3.7	29" Fixed Leg, Nylon Glide, Black	4-Legs	1.9	17.8	\$250
DTLP-4F29.3.W	29" Fixed Leg, Nylon Glide, White	4-Legs	1.9	17.8	\$275
Seated Height Fixed Legs Wheelbarrow Pack NEW!					
DTLP-4F27.3W.4	27" Fixed Leg, Nylon Glide, Titanium	4-Legs	1.8	16.6	\$270
DTLP-4F27.3W.7	27" Fixed Leg, Nylon Glide, Black	4-Legs	1.8	16.6	\$270
DTLP-4F29.3W.4	29" Fixed Leg, Nylon Glide, Titanium	4-Legs	1.9	17.8	\$270
DTLP-4F29.3W.7	29" Fixed Leg, Nylon Glide, Black	4-Legs	1.9	17.8	\$270



T-Leg Table Kit

Application & Specification Rules

> Legs and tops are specified and priced separately.
Use with Square and Rectangle DTT tops only, see matrix on page 89.

> Legs are field installed

> Caster set TA-CPS4 or TA-CPMS50T4 can be used with this leg set (field installed).

> Standard with nylon glides, 3/4" leveling range

> Tops and legs ship in separate cartons



Model	Description	Height	Units Per Ctn	Cubes Each	Lbs Each	List Price Each
Juvenile Height Legs 2" Diameter						
DTLT-2AJ18.3.4	Adjustable T-Leg, 18" spread, Nylon glide, Titanium	16" - 20"	2-Legs	1.65	19.4	\$290
DTLT-2AJ18.3.7	Adjustable T-Leg, 18" spread, Nylon glide, Black	16" - 20"	2-Legs	1.65	19.4	\$290
DTLT-2AJ18.3.W	Adjustable T-Leg, 18" spread, Nylon glide, White NEW!	16" - 20"	2-Legs	1.65	19.4	\$315
DTLT-2AJ24.3.4	Adjustable T-Leg, 24" spread, Nylon glide, Titanium	16" - 20"	2-Legs	2.16	23.8	\$320
DTLT-2AJ24.3.7	Adjustable T-Leg, 24" spread, Nylon glide, Black	16" - 20"	2-Legs	2.16	23.8	\$320
DTLT-2AJ24.3.W	Adjustable T-Leg, 24" spread, Nylon glide, White NEW!	16" - 20"	2-Legs	2.16	23.8	\$345
DTLT-2AJ30.3.4	Adjustable T-Leg, 30" spread, Nylon glide, Titanium	16" - 20"	2-Legs	2.73	30.0	\$350
DTLT-2AJ30.3.7	Adjustable T-Leg, 30" spread, Nylon glide, Black	16" - 20"	2-Legs	2.73	30.0	\$350
DTLT-2AJ30.3.W	Adjustable T-Leg, 30" spread, Nylon glide, White NEW!	16" - 20"	2-Legs	2.73	30.0	\$375
DTLT-2AJ36.3.4	Adjustable T-Leg, 36" spread, Nylon glide, Titanium	16" - 20"	2-Legs	3.29	35.6	\$380
DTLT-2AJ36.3.7	Adjustable T-Leg, 36" spread, Nylon glide, Black	16" - 20"	2-Legs	3.29	35.6	\$380
DTLT-2AJ36.3.W	Adjustable T-Leg, 36" spread, Nylon glide, White NEW!	16" - 20"	2-Legs	3.29	35.6	\$405

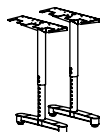
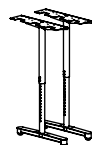


Table Height Legs 2" Diameter						
DTLT-2AT18.3.4	Adjustable T-Leg, 18" spread, Nylon glide, Titanium	20" - 29"	2-Legs	2.23	21.0	\$300
DTLT-2AT18.3.7	Adjustable T-Leg, 18" spread, Nylon glide, Black	20" - 29"	2-Legs	2.23	21.0	\$300
DTLT-2AT18.3.W	Adjustable T-Leg, 18" spread, Nylon glide, White NEW!	20" - 29"	2-Legs	2.23	21.0	\$325
DTLT-2AT24.3.4	Adjustable T-Leg, 24" spread, Nylon glide, Titanium	20" - 29"	2-Legs	2.93	25.4	\$330
DTLT-2AT24.3.7	Adjustable T-Leg, 24" spread, Nylon glide, Black	20" - 29"	2-Legs	2.93	25.4	\$330
DTLT-2AT24.3.W	Adjustable T-Leg, 24" spread, Nylon glide, White NEW!	20" - 29"	2-Legs	2.93	25.4	\$355
DTLT-2AT30.3.4	Adjustable T-Leg, 30" spread, Nylon glide, Titanium	20" - 29"	2-Legs	3.69	31.4	\$360
DTLT-2AT30.3.7	Adjustable T-Leg, 30" spread, Nylon glide, Black	20" - 29"	2-Legs	3.69	31.4	\$360
DTLT-2AT30.3.W	Adjustable T-Leg, 30" spread, Nylon glide, White NEW!	20" - 29"	2-Legs	3.69	31.4	\$385
DTLT-2AT36.3.4	Adjustable T-Leg, 36" spread, Nylon glide, Titanium	20" - 29"	2-Legs	4.45	37.0	\$390
DTLT-2AT36.3.7	Adjustable T-Leg, 36" spread, Nylon glide, Black	20" - 29"	2-Legs	4.45	37.0	\$390
DTLT-2AT36.3.W	Adjustable T-Leg, 36" spread, Nylon glide, White NEW!	20" - 29"	2-Legs	4.45	37.0	\$415



Standing Height Legs 2" Diameter						
DTLT-2AS18.3.4	Adjustable T-Leg, 18" spread, Nylon glide, Titanium	28" - 42"	2-Legs	2.85	23.2	\$320
DTLT-2AS18.3.7	Adjustable T-Leg, 18" spread, Nylon glide, Black	28" - 42"	2-Legs	2.85	23.2	\$320
DTLT-2AS18.3.W	Adjustable T-Leg, 18" spread, Nylon glide, White NEW!	28" - 42"	2-Legs	2.85	23.2	\$345
DTLT-2AS24.3.4	Adjustable T-Leg, 24" spread, Nylon glide, Titanium	28" - 42"	2-Legs	3.75	27.6	\$350
DTLT-2AS24.3.7	Adjustable T-Leg, 24" spread, Nylon glide, Black	28" - 42"	2-Legs	3.75	27.6	\$350
DTLT-2AS24.3.W	Adjustable T-Leg, 24" spread, Nylon glide, White NEW!	28" - 42"	2-Legs	3.75	27.6	\$375
DTLT-2AS30.3.4	Adjustable T-Leg, 30" spread, Nylon glide, Titanium	28" - 42"	2-Legs	4.73	33.6	\$380
DTLT-2AS30.3.7	Adjustable T-Leg, 30" spread, Nylon glide, Black	28" - 42"	2-Legs	4.73	33.6	\$380
DTLT-2AS30.3.W	Adjustable T-Leg, 30" spread, Nylon glide, White NEW!	28" - 42"	2-Legs	4.73	33.6	\$405
DTLT-2AS36.3.4	Adjustable T-Leg, 36" spread, Nylon glide, Titanium	28" - 42"	2-Legs	5.71	39.4	\$410
DTLT-2AS36.3.7	Adjustable T-Leg, 36" spread, Nylon glide, Black	28" - 42"	2-Legs	5.71	39.4	\$410
DTLT-2AS36.3.W	Adjustable T-Leg, 36" spread, Nylon glide, White NEW!	28" - 42"	2-Legs	5.71	39.4	\$435



T-Leg Table Kit

Application & Specification Rules

- > Legs and tops are specified and priced separately.
Use with Square and Rectangle DTT tops only, see matrix on page 89.
- > Legs are field installed
- > Caster set TA-CPS4 or TA-CPMS50T4 can be used with this leg set (field installed).
- > Standard with nylon glides, 3/4" leveling range
- > Tops and legs ship in separate cartons

Shape Table | T-Legs

Choose the right T-Leg for your shape tables

Model	18"	24"	30"	36"
DTT-SQ36E				✓
DTT-RC1848E	✓			
DTT-RC1860E	✓			
DTT-RC1872E	✓			
DTT-RC2436E		✓		
DTT-RC2448E		✓		
DTT-RC2460E		✓		

Model	18"	24"	30"	36"
DTT-RC2472E		✓		
DTT-RC3048E			✓	
DTT-RC3060E			✓	
DTT-RC3072E			✓	
DTT-RC3660E				✓
DTT-RC3672E				✓



Caster Pack

Application & Specification Rules

- > All casters are standard locking 360 degree swivel
- > Casters add 2" to the height range
- > Field installed only
- > 50mm dual-hard wheel casters, 3/8"-16 x 1" threaded stem



Model	Description	Units Per Ctn	Cubes Each	Lbs Each	List Price Each
TA-CPS4	Locking 4-Pack 50mm Caster for Shape Table Legs (DTLP + DTLT)	4-pack	0.02	1.0	\$60
TA-CPMS50T4	Locking 4-Pack 50mm NXT MOV Caster for Shape Table Legs (DTLP)	4-pack	0.02	1.0	\$70

Felt Glide Pack

Application & Specification Rules

- > Use with DTLP legs, field installed only
- > 3/8" - 16 x 1" threaded stem
- > No color specification, specify model only
- > May also be used on Shape Student Desk legs (DSLTP)
- > Not for use on T-Leg Student Desks

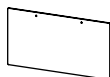


Model	Description	Units Per Ctn	Cubes Each	Lbs Each	List Price Each
TA-GFK	100-Pack	100	0.1	5.0	\$500

Shape Table Screens

Application & Specification Rules

- > Use on rectangular tops for privacy above or below work surface
- > Field installed, tops are not pre-drilled
- > 12" screens may be installed in two positions. Above as a privacy screen (9" above worksurface) or below as a modesty panel (12" below worksurface)
- > Clear, frosted acrylic panels
- > Includes screen, brackets and hardware



Model	Size	Units Per Ctn	Cubes Each	Lbs Each	List Price Each
TA-SA1224.F	12"h x 24"w	1	0.3	4.0	\$220
TA-SA1236.F	12"h x 36"w	1	0.5	5.8	\$300

Application Guide | Shape Table Tops


Table	Table Width			Table Depth		
	36"w	48"w	60"w	24"d	30"d	36"d
Use Screen Width	24"w	36"w	36"w	n/a	24"w	24"w

* 24"w screens may be used on the following shapes/sizes: 3P3060 (3), AP2440 (2), EX3054 (2)




Application & Specification Rules

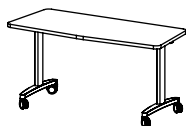
- > 1 1/8" core standard
- > Standard with 4 locking, dual-wheel casters in black.
- > Depth of unit (except foot) when flipped up/storage position is 8-1/4"
- > Ordered and sold as a COMPLETE table (top & legs)
- > Two handle operation required to unlatch and pivot top
- > Grommets available as a separately specified and field installed item. See page 107
- > Field installation of legs required



Model	Description	Size	Leg Type Height	Units Per Ctn	Cubes Each	Lbs Each	List Price Each Standard	List Price Each Premium
Rectangle								
DTN-RC24F	Laminate Flat Edge (F)	24"d x 54"w	Nesting, 29" Fixed	1	6.4	71.9	\$1,050	\$1,225
DTN-RC25F	Laminate Flat Edge (F)	24"d x 60"w	Nesting, 29" Fixed	1	6.9	78.9	\$1,045	\$1,220
DTN-RC26F	Laminate Flat Edge (F)	24"d x 72"w	Nesting, 29" Fixed	1	8.0	89.7	\$1,100	\$1,290
DTN-RC34F	Laminate Flat Edge (F)	30"d x 54"w	Nesting, 29" Fixed	1	6.4	84.7	\$1,040	\$1,215
DTN-RC35F	Laminate Flat Edge (F)	30"d x 60"w	Nesting, 29" Fixed	1	6.9	92.6	\$1,080	\$1,255
DTN-RC36F	Laminate Flat Edge (F)	30"d x 72"w	Nesting, 29" Fixed	1	8.0	110.6	\$1,120	\$1,315



Expanse								
DTN-EX34F	Laminate Flat Edge (F)	30"d x 54"w	Nesting, 29" Fixed	1	6.4	89.0	\$1,100	\$1,275



Chevron								
DTN-CV25F	Laminate Flat Edge (F)	24"d x 60"w	Nesting, 29" Fixed	1	6.9	85.0	\$1,100	\$1,275

Model Builder

Model	1st Option Frame Color	2nd Option Top Laminate	3rd Option Edge Color
	Titanium (4) Black (7)	See pages 11-12	See page 12
DTN-RC25F	4	7M	4

Model Example: DTN-RC25F.4.7M.4

Fixed Half-Round Table | Non-Nesting | 29" Height



Half-Round (Fixed Leg Non-Nesting)								
DTF-HR48F	Laminate Flat Edge (F)	32"d x 48"w	29" Fixed	1	6.2	69.0	\$880	\$1,055
DTF-HR60F	Laminate Flat Edge (F)	30"d x 60"w	29" Fixed	1	6.9	73.0	\$900	\$1,075

Model Builder

Model	1st Option Glide	2nd Option Frame Color	3rd Option Top Laminate	4th Option Edge Color
	Caster (H) \$0	Titanium (4) Black (7) \$0	See page 12	See page 12
DTF-HR48F	H	4	7M	4

Model Example: DTF-HR48F.H.4.7M.4



Application & Specification Rules

- > Complete table, ships KD in single carton
- > Standard with nylon glide. Optional steel glide available
- > 1 1/8" core standard
- > 1.5" x 1.5" 14ga steel leg attaches to apron/frame with bolts
- > Tops ship attached to frame, legs ship unassembled, field assembly required
- > Optional caster packs available for field installation. See page 89
- > 1" x 2" 14ga steel fully welded apron/frame construction
- > Specify upper leg/frame paint color, lower leg insert is chrome only



Model	Description	Size	Leg Type Height	Units Per Ctn	Cubes Each	Lbs Each	List Price Each Standard	List Price Each Premium
DTMA2448F	Laminate Flat Edge (F)	24"d x 48"w	Adjustable 25" - 34"	1	2.6	61.6	\$980	\$1,130
DTMA2454F	Laminate Flat Edge (F)	24"d x 54"w	Adjustable 25" - 34"	1	3.2	75.0	\$1,000	\$1,175
DTMA2460F	Laminate Flat Edge (F)	24"d x 60"w	Adjustable 25" - 34"	1	3.2	87.9	\$1,050	\$1,225
DTMA2472F	Laminate Flat Edge (F)	24"d x 72"w	Adjustable 25" - 34"	1	3.7	91.9	\$1,090	\$1,280
DTMA3060F	Laminate Flat Edge (F)	30"d x 60"w	Adjustable 25" - 34"	1	3.9	95.8	\$1,070	\$1,245
DTMA3072F	Laminate Flat Edge (F)	30"d x 72"w	Adjustable 25" - 34"	1	4.6	114.8	\$1,160	\$1,355
DTMA3672F	Laminate Flat Edge (F)	36"d x 72"w	Adjustable 25" - 34"	1	5.5	129.6	\$1,200	\$1,417

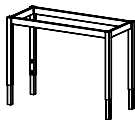
Model Builder

Model	1st Option Glide	2nd Option Frame Color	3rd Option Top Laminate	4th Option Edge Color
	Nylon (3) \$0 Steel (1) \$0	Black (7) \$0 Titanium (4) \$0 White (W) \$87	See pages 11-12	See page 12
DTMA2454F	1	4	7M	0

Model Example: DTMA2454F.1.4.7M.0

Application & Specification Rules

- > Frame ONLY
- > 2.0" x 2.0" 14-gauge legs with 1" x 3" 14-gauge fully welded unitized legs and frame. 30"d and 36"d frames include two (2) 13 gauge L-channel cross-supports.
- > Frames and tops are priced and specified separately
- > Frames and tops ship in separate cartons, field assembly of tops required
- > Standard with nylon glide. Optional steel glide available.
- > Optional caster packs available for field installation. See page 89
- > Includes attachment hardware for laminate tops
- > Specify frame paint color. Insert is painted to match frame



Model	Size	Description	Units Per Ctn	Cubes Each	Lbs Each	List Price Each
DTMF-RC2448S	24" x 48"	25" - 42" Tall Adjustable Leg (S)	2	12.3	54.8	\$840
DTMF-RC2454S	24" x 54"	25" - 42" Tall Adjustable Leg (S)	2	13.9	56.7	\$870
DTMF-RC2460S	24" x 60"	25" - 42" Tall Adjustable Leg (S)	2	15.4	58.6	\$900
DTMF-RC2472S	24" x 72"	25" - 42" Tall Adjustable Leg (S)	2	18.4	52.5	\$940
DTMF-RC3060S	30" x 60"	25" - 42" Tall Adjustable Leg (S)	2	18.9	60.5	\$950
DTMF-RC3072S	30" x 72"	25" - 42" Tall Adjustable Leg (S)	2	22.6	64.4	\$960
DTMF-RC3672S	36" x 72"	25" - 42" Tall Adjustable Leg (S)	2	26.9	66.3	\$980

Model Builder

Model	•	1st Option Glide	•	2nd Option Frame Color
		Nylon (3) \$0 Steel (1) \$0		Black (7) \$0 Titanium (4) \$0
DTMF-RC2448S	•	3	•	4

Model Example: DTMF-RC2448S.3.4

Application & Specification Rules

- > Top ONLY
- > Use with Maker Space table frames only
- > Tops and frames are priced and specified separately
- > Tops and frames ship in separate cartons, field assembly of tops required



Model	Size	Units Per Ctn	Cubes Each	Lbs Each	List Price Each Standard	List Price Each Premium
1 1/8" Laminate Flat Edge (F)						
DTMT-RC2448F	24" x 48"	1	3.7	44.4	\$320	\$470
DTMT-RC2454F	24" x 54"	1	4.5	51.7	\$370	\$545
DTMT-RC2460F	24" x 60"	1	4.5	58.9	\$380	\$555
DTMT-RC2472F	24" x 72"	1	5.3	69.7	\$400	\$590
DTMT-RC3060F	30" x 60"	1	5.5	72.6	\$380	\$555
DTMT-RC3072F	30" x 72"	1	6.5	90.6	\$450	\$645
DTMT-RC3672F	36" x 72"	1	7.7	108.2	\$470	\$687

Model Builder

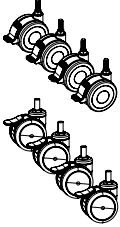
Model	•	1st Option Top Color	•	2nd Option Edge Color
		See pages 11-12		See page 12
DTMT-RC2448F	•	7M	•	4

Model Example: DTMT-RC2448E.7M.4

Caster Pack

Application & Specification Rules

- > Use with all medium or heavy duty table legs
- > Adjustable height table may be used with two (2) or four (4) casters
- > Adjustable height range with casters varies with caster selection
- > Recommended weight capacity per caster = 125 lbs.
(e.g., 2 casters = 250 lb. capacity)

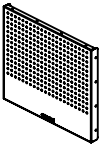


Model	Description	Units Per Ctn	Cubes Each	Lbs Each	List Price Each Each
TA-CPTD3	Locking 4-Pack 75mm	4	0.1	2	\$95
TA-CPMS75T4	Locking 4-Pack 75mm NXT MOV Caster for DTMA + DTMF	4	0.1	2	\$220

Table End Panel Kit

Application & Specification Rules

- > Use with Maker Space table frame only
- > Kit includes two (2) end panels and mounting hardware. Panels fit between legs.
- > Field installation required, frames are not pre-drilled
- > Maker Space table frame is priced and specified separately
- > Standard metal peg-board design, 1/4" holes on 1" centers
- > Available in markerboard white finish only



Model	Description	Units Per Ctn	Cubes Each	Lbs Each	List Price Each Each
MSTA-EP2420.W	Maker Space, End panel kit for 24" depth tables = 17.25" x 20"	1-Pair	1	21	\$380
MSTA-EP3020.W	Maker Space, End panel kit for 30" depth tables = 23.25" x 20"	1-Pair	1.22	26	\$450
MSTA-EP3620.W	Maker Space, End panel kit for 36" depth tables = 29.25" x 20"	1-Pair	1.47	32	\$480

Lower Shelf Kit

Application & Specification Rules

- > Must be used in conjunction with Maker Space end panel kit
- > Steel construction with full width square steel tube support on front and back sides
- > Shelves may be installed at the same or different heights with backstop facing in or out
- > 16"d shelves used with 24"d tables
12"d shelves used with 30"d tables
14"d shelves used with 36"d tables
- > 12"d and 14"d shelf is standard with a 1.0"h full width back stop
- > Shelves mount directly to Maker Space end panels. End panels allow mounting in 1.0" increments
- > 16"d shelf standard without back stop



Model	Description	Units Per Ctn	Cubes Each	Lbs Each	List Price Each Each
MSTA-SL4816.4	Maker Space, Table, Lower Shelf Kit, 48"w x 16"d, Titanium	1 each	0.76	24	\$300
MSTA-SL4816.7	Maker Space, Table, Lower Shelf Kit, 48"w x 16"d, Black	1 each	0.76	24	\$300
MSTA-SL5416.4	Maker Space, Table, Lower Shelf Kit, 54"w x 16"d, Titanium	1 each	0.85	27	\$320
MSTA-SL5416.7	Maker Space, Table, Lower Shelf Kit, 54"w x 16"d, Black	1 each	0.85	27	\$320
MSTA-SL6016.4	Maker Space, Table, Lower Shelf Kit, 60"w x 16"d, Titanium	1 each	0.94	30	\$360
MSTA-SL6016.7	Maker Space, Table, Lower Shelf Kit, 60"w x 16"d, Black	1 each	0.94	30	\$360
MSTA-SL7216.4	Maker Space, Table, Lower Shelf Kit, 72"w x 16"d, Titanium	1 each	1.13	36	\$700
MSTA-SL7216.7	Maker Space, Table, Lower Shelf Kit, 72"w x 16"d, Black	1 each	1.13	36	\$700
MSTA-SL6012.4	Maker Space, Table, Lower Shelf Kit, 60"w x 12"d, Titanium	1-Pair	1.25	40	\$440
MSTA-SL6012.7	Maker Space, Table, Lower Shelf Kit, 60"w x 12"d, Black	1-Pair	1.25	40	\$440
MSTA-SL7212.4	Maker Space, Table, Lower Shelf Kit, 72"w x 12"d, Titanium	1-Pair	1.5	48	\$760
MSTA-SL7212.7	Maker Space, Table, Lower Shelf Kit, 72"w x 12"d, Black	1-Pair	1.5	48	\$760
MSTA-SL7214.4	Maker Space, Table, Lower Shelf Kit, 72"w x 14"d, Titanium	1-Pair	1.9	60	\$1,000
MSTA-SL7214.7	Maker Space, Table, Lower Shelf Kit, 72"w x 14"d, Black	1-Pair	1.9	60	\$1,000



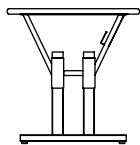
Application & Specification Rules

> Always ships fully cartoned. 1-per carton

> 1 1/8" core standard

> Double post leg, includes wire management panel field installed

> Height adjustable 25" – 32", 1" increments

> 60" and 72" tables standard with 2 grommets.
36" and 48" tables standard with one grommet

Model	Description	Size	Leg Type Height	Units Per Ctn	Cubes Each	Lbs Each	List Price Each Standard	List Price Each Premium
CY13F	Laminate Flat Edge (F)	24" x 36"	Adjustable 25" - 32"	1	4.5	73.0	\$780	\$930
CY14F	Laminate Flat Edge (F)	24" x 48"	Adjustable 25" - 32"	1	6.0	88.5	\$800	\$950
CY15F	Laminate Flat Edge (F)	24" x 60"	Adjustable 25" - 32"	1	7.4	104.0	\$880	\$1,055
CY16F	Laminate Flat Edge (F)	24" x 72"	Adjustable 25" - 32"	1	8.9	119.7	\$940	\$1,135
CY03F	Laminate Flat Edge (F)	30" x 36"	Adjustable 25" - 32"	1	4.5	90.2	\$800	\$950
CY04F	Laminate Flat Edge (F)	30" x 48"	Adjustable 25" - 32"	1	6.0	109.0	\$880	\$1,030
CY05F	Laminate Flat Edge (F)	30" x 60"	Adjustable 25" - 32"	1	7.4	138.0	\$1,100	\$1,275
CY06F	Laminate Flat Edge (F)	30" x 72"	Adjustable 25" - 32"	1	8.9	155.0	\$1,240	\$1,435

Model Builder

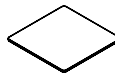


Model	•	1st Option Glide/Caster	•	2nd Option Frame Color	•	3rd Option Top Laminate	•	4th Option Edge Color
		Nylon (3) Casters (8)	\$0 \$82		Black (7) Titanium (4)	\$0 \$0		See pages 11-12 See page 12
CY14F	•	3		•	4		•	7M

Model Example: CY14F.3.7M.0



Application & Specification Rules

- > Tops and bases are priced and specified separately
- > Separately specified 3" round grommets available for field installation. See page 107
- > Use two (2) 18" diameter bases for racetrack tops
- > Tops and bases ship in separate cartons, field assembly of tops required
- > 1 1/8" core standard
- > Use a single 24" diameter base for 36" and 42" square or round tops

	Model	Description	Size	Units Per Ctn	Cubes Each	Lbs Each	List Price Each Standard	List Price Each Premium
	Square							
	DCT-SQ30F	Laminate Flat Edge (F)	30"	1	1.4	31.9	\$260	\$435
	DCT-SQ36F	Laminate Flat Edge (F)	36"	1	3.5	45.5	\$270	\$445
	Round							
	DCT-RD30F	Laminate Flat Edge (F)	30"	1	1.8	18.0	\$260	\$435
	DCT-RD36F	Laminate Flat Edge (F)	36"	1	3.3	37.9	\$270	\$445
	DCT-RD42F	Laminate Flat Edge (F)	42"	1	4.5	49.2	\$390	\$565
	Racetrack							
	DCT-RT3372F	Laminate Flat Edge (F)	33" x 72"	1	6.0	76.0	\$430	\$647

Model Builder

Model	•	1st Option Top Laminate	•	2nd Option Edge Color
		See pages 11-12		See page 12
DCT-RD30F	•	7M	•	4

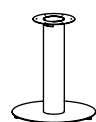
Model Example: DCT-RD30F.7M.4



Application & Specification Rules

- > Price is for complete base
- > Bases ship KD with 1- disc base and 1- column in separate boxes, field assembly required
- > Bases and tops are priced, specified and shipped separately
- > Available in 30" table or 42" café heights
- > Disc base includes nylon leveling glides
- > Available in titanium paint finish only
- > Specify one (1) base per round and square tops and two (2) bases for racetrack tops

Model	Size	Disc Base Cubes Each	Disc Base Lbs Each	Column Cubes Each	Column Lbs Each	List Price Each
Base Assembly 30" Table Height						
DCBR-1830.4	18" dia x 30"h	0.5	14.2	2.8	30.2	\$320
DCBR-2430.4	24" dia x 30"h	0.8	24.5	2.8	30.2	\$400
Base Assembly 42" Table Height						
DCBR-1842.4	18" dia x 42"h	0.5	14.2	4.0	41.4	\$380
DCBR-2442.4	24" dia x 42"h	0.8	24.5	4.0	41.4	\$450



Application Guide

	Square Top		Round Top			Racetrack Top
	30"	36"	30"	36"	42"	33" x 72"
30" Table Height	DCBR-1830.4	DCBR-2430.4	DCBR-1830.4	DCBR-2430.4	DCBR-2430.4	DCBR-1830.4
42" Table Height	DCBR-1842.4	DCBR-2442.4	DCBR-1842.4	DCBR-2442.4	DCBR-2442.4	DCBR-1842.4



Application & Specification Rules

> Always ships fully cartoned; legs included in box

> Tops and legs ship in separate cartons

> Specified and priced as a complete table (top & legs)

> 1 1/8" core standard

> Adult 21"-29" legs



Rectangle

Model	Top Material Edge	Size	Units Per Ctn	Cubes Each	Lbs Each	List Price Each Standard	List Price Each Premium
1206F	Laminate Flat Edge (F)	24" x 36"	1	3.6	42.8	\$400	\$550
1210F	Laminate Flat Edge (F)	24" x 48"	1	4.4	58.6	\$420	\$570
1235F	Laminate Flat Edge (F)	24" x 60"	1	5.2	69.5	\$470	\$645
1246F	Laminate Flat Edge (F)	24" x 72"	1	6.0	79.0	\$480	\$670
1220F	Laminate Flat Edge (F)	30" x 48"	1	5.2	61.5	\$440	\$590
1230F	Laminate Flat Edge (F)	30" x 60"	1	6.2	79.4	\$470	\$645
1250F	Laminate Flat Edge (F)	30" x 72"	1	7.2	98.4	\$540	\$735
1240F	Laminate Flat Edge (F)	36" x 60"	1	7.2	98.4	\$520	\$710
1260F	Laminate Flat Edge (F)	36" x 72"	1	8.4	109.4	\$550	\$767



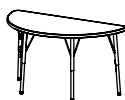
Round

1281F	Laminate Flat Edge (F)	42"	1	5.9	65.9	\$470	\$645
1280F	Laminate Flat Edge (F)	48"	1	7.4	84.3	\$490	\$665



Square

1205F	Laminate Flat Edge (F)	36" x 36"	1	4.8	61.3	\$400	\$575
1215F	Laminate Flat Edge (F)	42" x 42"	1	6.2	78.7	\$470	\$645
1225F	Laminate Flat Edge (F)	48" x 48"	1	7.7	92.3	\$490	\$665



Half Round

1285F	Laminate Flat Edge (F)	48"	1	4.4	51.0	\$420	\$595
-------	--------------------------	-----	---	-----	------	-------	-------



Trapezoid

1290F	Laminate Flat Edge (F)	30" x 60"	1	5.8	58.1	\$450	\$625
-------	--------------------------	-----------	---	-----	------	-------	-------



Horseshoe

1277F	Laminate Flat Edge (F)	60" x 66"	1	12.1	125.0	\$820	\$1,141
-------	--------------------------	-----------	---	------	-------	-------	---------



Kidney

1275F	Laminate Flat Edge (F)	48" x 72"	1	10.8	107.0	\$720	\$996
-------	--------------------------	-----------	---	------	-------	-------	-------

Model Builder

Model	•	1st Option Glide/Caster	•	2nd Option Frame Color	•	3rd Option Top Laminate	•	4th Option Edge Color
		Nylon (3) \$0		Black (7) \$0 Titanium (4) \$0		See pages 11-12		See page 12
1275F	•	3	•	4	•	7M	•	4

Model Example: 1275F.3.4.7M.4



Application & Specification Rules

- > Always ships fully cartoned; legs included in box
- > Tops and legs ship in separate cartons
- > Specified and priced as a complete table (top & legs)
- > 1 1/8" core standard
- > Adult 21"-29" legs



Model	Top Material Edge	Size	Units Per Ctn	Cubes Each	Lbs Each	List Price Each Standard	List Price Each Premium
Clover							
128CF	Laminate Flat Edge (F)	48"	1	3.2	64.9	\$500	\$675
Flower							
128FF	Laminate Flat Edge (F)	60"	1	9.1	119.0	\$740	\$1,061

Model Builder

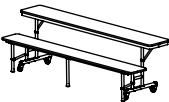
Model	•	1st Option Glide/Caster	•	2nd Option Frame Color	•	3rd Option Top Laminate	•	4th Option Edge Color
		Nylon (3) \$0		Black (7) \$0 Titanium (4) \$0		See pages 11-12		See page 12
1275F	•	3	•	4	•	7M	•	4

Model Example: 1275F.3.4.7M.4



Application & Specification Rules

- > Standard 3/4" MDF with HPL surface and Permatuff Edge (N)
- > Standard with couplings for ganging
- > Markerboard laminates not available
- > UL Listed UL2040 Folding Rollaway Tables



Model	Top Material Edge	Size	Bench Height	Units Per Ctn	Cubes Each	Lbs Each	List Price Each
ABC89PN	Laminate Permatuff Edge (N)	8'w x 29"h	17"	1	30.0	136.0	\$1,940

Model Builder

Model	.	1st Option Frame Color	.	2nd Option Top Laminate	.	3rd Option Bench Laminate
		Titanium (4) Black (7)	\$0 \$0	See pages 11-12		See page 12
ABC89PN	.	4	.	7M	.	7M

Model Example: ABC89PN.4.7M.7M

TEACHER STATIONS

Every teacher has her own preference whether it be height-adjustable, traditional sit-down or mobile! We have solutions for every instructor and teaching style.

STATEMENT OF LINE – 102

ARISE – 103

ARISE DOUBLE – 104

SIT TO STAND – 106


DISCOVER TEACHER DESK – 106

D400/D500 TEACHER DESK – 108



STATEMENT OF LINE

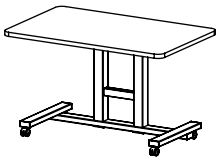
TEACHER STATIONS



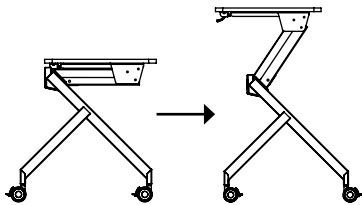
NOW AVAILABLE.
Check out new laminates
(awesome new Handspun
collection from Wilsonart)
and edge banding.



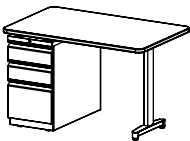
ATPA1F
ARISE Podium



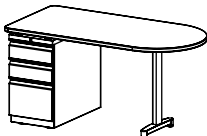
ATPA2F
ARISE Double



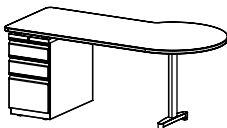
STS-RC2228E
Sit-to-Stand



Rectangular | T-Leg

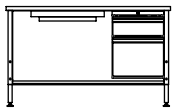


D-Shape | T-Leg

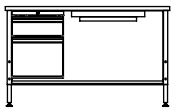


P-Shape | T-Leg

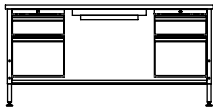
Discover Teacher Desks
(Specified as individual components)



D4R0HF
D400 Series



D4L0HF



D500HF
D500 Series



Application & Specification Rules

- > Fully welded base standard with 50mm hard wheel locking casters
- > Smooth and efficient pneumatic cylinder, one-hand operation
- > Recommended accessories are specified separately and field installed. Tops are not pre-drilled.
- > Unit ships KD, field assembly required
- > Standard in titanium finish



Model	Description	Units Per Ctn	Cubes Each	Lbs Each	List Price Each Standard	List Price Each Premium Markerboard
ATPA1F	24" x 36" Top, Banded Flat Edge, Height Adjustable 29"- 48.5"	1	4.7	88.0	\$1,800	\$1,950

Model Builder

Model	•	1st Option Frame Color	•	2nd Option Top Laminate	•	3rd Option Edge Color
		Titanium (4) \$0		See pages 11-12 \$0		See page 12
ATPA1F	•	4	•	7M	•	4

Model Example: ATPA1F.4.7M.4



Model	Description	Units Per Ctn	Cubes Each	Lbs Each	List Price Each
Poly Book Box, Single Pack NEW! Specify poly color.					
TA-1BBP16	16"w x 13.25"d x 3.5"h, Poly	1	1.5	3.0	\$50



Wire Book Box, Single Pack					
TA-1BBW15	15"w x 13.25"d x 5.25"h, Chrome	1	1.4	4.0	\$110



Rails/Totes (totes also work with Makerspace Cabinets)					
TA-TTR.2	Tote Tray Rails	2 PK	0.5	1.0	\$140
TA-TTR.6	Tote Tray Rails	6 PK	1.0	3.0	\$410
MSCA-TK1203.T	Tray Kit, 3"h x 12"w, Translucent, 6-Pack	6 PK	1.6	10.6	\$200



Backpack Hook					
TA-BPH1	2.25"w x 1.22"d x 2.35"h, Chrome, 1-Pack	1	0.1	0.1	\$22



Grommet					
TA-GR3	3" Round Grommet (Black)	1	0.2	<1	\$20



Mobile Pedestal					
DPM-BFR.L.4	Box/File, Locking (Titanium)	1	6.0	92.0	\$570

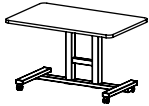
Model Builder

Model	•	Book Box Color
TA-1BBP16	•	See pages 11-12
Model Example: TA-1BBP16.MN		



Application & Specification Rules

- > Fully welded base standard with 50mm hard wheel locking casters
- > Smooth and efficient pneumatic cylinder, one-hand operation
- > Recommended accessories are specified separately and field installed. Tops are not pre-drilled.
- > Unit ships KD in 3 boxes, field assembly required
- > Standard in titanium finish



Model	Description	Units Per Ctn	Cubes Each	Lbs Each	List Price Each Standard	List Price Each Premium Markerboard
ATPA2F-RC33	30" x 48" Top, Banded Flat Edge	1	4.5	54.3	\$340	\$490
ATPA2F-RC34	30" x 54" Top, Banded Flat Edge	1	5.0	63.5	\$380	\$555
ATPA2F.Base	Double Post ATPA base only	1	2.1	28.0	\$650	n/a
ATPA2F.Column	Double Post ATPA column only, Height Adjustable 29"- 48.5"	1	4.1	48.0	\$1,850	n/a

Model Builder (tops only)

Model	•	1st Option Top Laminate	•	2nd Option Edge Color
		See pages 11-12	\$0	See page 12
ATPA2F-RC33	•	7M	•	4



Model	Description	Units Per Ctn	Cubes Each	Lbs Each	List Price Each
Poly Book Box, Single Pack NEW! Specify poly color.					
TA-1BBP16	16"w x 13.25"d x 3.5"h, Poly	1	1.5	3.0	\$50



Wire Book Box, Single Pack

TA-1BBW15	15"w x 13.25"d x 5.25"h, Chrome	1	1.4	4.0	\$110
-----------	---------------------------------	---	-----	-----	-------

Rails/Totes (totes also work with Makerspace Cabinets)



TA-TTR.2	Tote Tray Rails	2 PK	0.5	1.0	\$140
TA-TTR.6	Tote Tray Rails	6 PK	1.0	3.0	\$410
MSCA-TK1203.T	Tray Kit, 3"h x 12"w, Translucent, 6-Pack	6 PK	1.6	10.6	\$200



Backpack Hook

TA-BPH1	2.25"w x 1.22"d x 2.35"h, Chrome, 1-Pack	1	0.1	0.1	\$22
---------	--	---	-----	-----	------



Grommet

TA-GR3	3" Round Grommet (Black)	1	0.2	<1	\$20
--------	--------------------------	---	-----	----	------



Mobile Pedestal

DPM-BFR.L.4	Box/File, Locking (Titanium)	1	6.0	92.0	\$570
-------------	------------------------------	---	-----	------	-------

Model Builder

Model	•	Book Box Color
TA-BBP16	•	See pages 11-12
Model Example: TA-BBP16.MN		

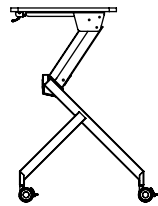
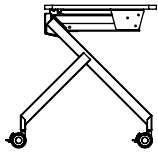


Sit-to-Stand Desk

Application & Specification Rules

> Always ships fully cartoned, one unit per carton

> Ships assembled. Casters are field installed.



Model	Size	Top Material Edge	Height	Units Per Ctn	Cubes Each	Lbs Each	List Price Each Standard	List Price Each Premium
STS-RC2228E	22"x28"	Laminate 3/4" core Banded Flat Edge (E)	28"-41"	1.0	13.0	54.0	\$1,400	\$1,462

Model Builder

Model	•	1st Option Frame Color	•	2nd Option Top Color	•	3rd Option Edge Color
		Titanium (4)	\$0	See pages 11-12		See pages 11-12
STS-RC2228E	•	4	•	4E	•	4

Model Example: STS-RC2228E.4.4E.4



Model	Description	Units Per Ctn	Cubes Each	Lbs Each	List Price Each
Poly Book Box, Single Pack					
TA-1BBP16	16"w x 13.25"d x 3.5"h, Poly	1	1.5	3.0	\$50



Wire Book Box, Single Pack					
TA-1BBW15	15"w x 13.25"d x 5.25"h, Chrome	1	1.4	4.0	\$110

Rails/Totes (totes also work with Makerspace Cabinets)

TA-TTR.2	Tote Tray Rails	2 PK	0.5	1.0	\$140
TA-TTR.6	Tote Tray Rails	6 PK	1.0	3.0	\$410
MSCA-TK1203.T	Tray Kit, 3"h x 12"w, Translucent, 6-Pack	6 PK	1.6	10.6	\$200



Backpack Hook					
TA-BPH1	2.25"w x 1.22"d x 2.35"h, Chrome, 1-Pack	1	0.1	0.1	\$22



Grommet					
TA-GR3	3" Round Grommet (Black)	1	0.2	<1	\$20



Mobile Pedestal					
DPM-BFR.L.4	Box/File, Locking (Titanium)	1	6.0	92.0	\$570

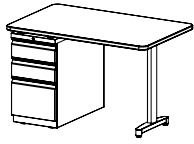


Application & Specification Rules

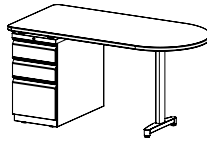
> Specify Top, Pedestal, Leg Kit and Accessories.
All components specified, priced and shipped separately

> Requires field installation of top, pedestal and legs

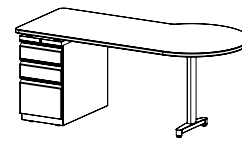
> To determine left or right, the user needs to be on the short straight edge opposite the bubble. The side the bubble is on from that view will determine left or right.

**RECTANGLE T-LEG**

(1) DTD-RC3060F Rectangle Top
(1) DTLK-1TF29C.4 18" T-Leg Support
(1) DPF-BBFR Pedestal

**D-SHAPE T-LEG**

(1) DTD-D3060F D-Shape Top
(1) DTLK-1TF29C.4 18" T-Leg Support
(1) DPF-BBFR Pedestal

**P-SHAPE T-LEG**

(1) DTD-PR3072F Right P-Shape Top
(1) DTLK-1TF2924C.4 24" T-Leg Support
(1) DPF-BBFR Pedestal

* Right top displayed

Tops

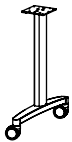
Model	Size	Units Per Ctn	Cubes Each	Lbs Each	List Price Each Standard	List Price Each Premium Markerboard
Rectangular Top						
DTDT-RC2448F	24"d x 48"w	1	3.7	44.4	\$320	\$470
DTDT-RC2460F	24"d x 60"w	1	4.5	58.9	\$360	\$535
DTDT-RC2472F	24"d x 72"w	1	5.3	69.7	\$400	\$590
DTDT-RC3048F	30"d x 48"w	1	4.5	54.3	\$340	\$490
DTDT-RC3060F	30"d x 60"w	1	5.5	72.6	\$380	\$555
DTDT-RC3072F	30"d x 72"w	1	6.5	90.6	\$450	\$645
D-Shape Top						
DTDT-D3060F	30"d x 60"w	1	5.5	72.6	\$400	\$575
DTDT-D3072F	30"d x 72"w	1	6.5	90.6	\$470	\$665
P-Shape Top						
DTDT-PR3072F	30"d x 72"w, Right	1	7.7	108.2	\$500	\$695
DTDT-PL3072F	30"d x 72"w, Left	1	7.7	108.2	\$500	\$695

Model Builder

Model	Option 1 Top Laminate	Option 2 Edge Color
	See pages 11-12	See page 12
DTDT-RC3072F	7M	4

Model Example: DTD-RC3072F.7M.4

Leg Supports




Model	Description	Units Per Ctn	Cubes Each	Lbs Each	List Price Each
DTLK-1TF29C.4	18" T-Leg, 1Pk, 75mm Casters, Titanium	1	0.9	6.0	\$300
DTLK-1TF2924C.4	24" T-Leg, 1 Pk, 75mm Casters, Titanium	1	0.9	6.0	\$300

Pedestals

> File drawer has high sides for front to back filing
> File drawer includes follower block

> Box drawer includes pencil tray and drawer divider
> Standard with lock / keyed alike

> Drawers feature steel ball-bearing drawer slides
> Standard with full radius drawer pull

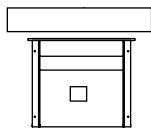


Model	Drawers	Description	Units Per Ctn	Cubes Each	Lbs Each	List Price Each
DPF-BBFR.L.4	Box/Box/File	27"h x 15"w x 23"d, Titanium, Casters	1	9.8	90.0	\$720



Center Drawer

> Field installed only

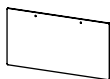


Model	Description	Units Per Ctn	Cubes Each	Lbs Each	List Price Each
TA-CD.4	Titanium, 3"h x 21.25"w x 17.26"d	1	1.0	12.0	\$145

Screens

> 12"h screens may be installed in two positions. Up as a privacy screen (9"h above work surface) or down as a modesty panel (12" below work surface)

> Clear-frosted acrylic screens, includes brackets and hardware for field installation



Model	Size	Units Per Ctn	Cubes Each	Lbs Each	List Price Each
TA-SA1224.F	12"h x 24"w	1	0.3	4.0	\$220
TA-SA1236.F	12"h x 36"w	1	0.5	5.8	\$300

Grommet

Application & Specification Rules

> Fits in 3" round hole, field installed

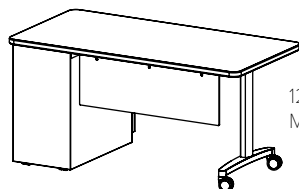
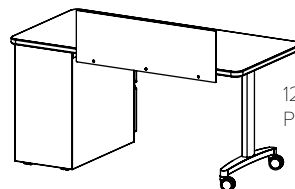
> Black only, no color specification



Model	Description	Units Per Ctn	Cubes Each	Lbs Each	List Price Each
TA-GR3	3" Round Black Only	1	0.2	< 1	\$20

Application Guide | Teacher Desk

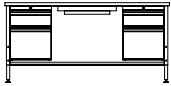
Top Shape	Pedestal Configuration	Desk Width	Use Screen Width
Rectangular	Single	48"w	24"w Screen
		60"w	36"w Screen
		72"W	36"w Screen
D-Shape	Single	60"W	24"w Screen
		72"W	36"w Screen
P-Shape	Single	72"W	24"w Screen

12"h Screen
Modesty Position12"h Screen
Privacy Position

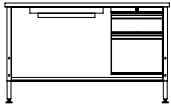


Application & Specification Rules

- > All desks are height adjustable 27" – 36" in 1" increments
- > Fully welded frame and modesty panel
- > Special pallet required for LTL shipping. See note at bottom of page
- > 3" casters must be purchased separately for field installation. Casters extend height range to 38"
- > Specify 3" round grommet separately for field installation. See page 107 (TA-GR3)
- > All pedestals are box/file configuration. Pedestals are standard locking with common key
- > All models standard with non-locking center drawer



D500HF shown



D400HF shown

Model	Description	Size	Units Per Ctn	Cubes Each	Lbs Each	List Price Each Standard	List Price Each Premium Markerboard
D500 Series							
D500HF	Double Pedestal, Center Drawer, Flat Edge (F)	30" x 60"	1	29.2	178.0	\$2,000	\$2,175
D400 Series							
D4R0HF	Single Pedestal, RH, Center Drawer, Flat Edge (F)	30" x 48"	1	23.6	147.2	\$1,550	\$1,700
D4L0HF	Single Pedestal, LH, Center Drawer, Flat Edge (F)	30" x 48"	1	23.6	147.2	\$1,550	\$1,700

Model Builder

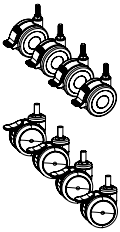
Model	•	1st Option Glide/Caster	•	2nd Option Frame Color	•	3rd Option Top Laminate	•	4th Option Edge Color
		Nylon (3)	\$0		Black (7)	\$0		See pages 11-12
D500HF	•	3		•	7		•	3L

Model Example: D500HF.3.7.4L.0

Caster Pack

Application & Specification Rules

- > Use with all medium or heavy duty table legs
- > Recommended weight capacity per caster = 125 lbs. (e.g., 2 casters = 250 lb. capacity)
- > Adjustable height table may be used with two (2) or four (4) casters
- > Adjustable height range with casters varies with caster selection



Model	Description	Units Per Ctn	Cubes Each	Lbs Each	List Price Each Each
TA-CPTD3	Locking 4-Pack 75mm	4	0.1	2	\$95
TA-CPMS75T4	Locking 4-Pack 75mm NXT MOV Caster for DTMA + DTMF	4	0.1	2	\$220

LTL Carton Information

- > Specify for all LTL shipments
- > One LTL pack required per desk
- > Use for D400 and D500 Series only

Model	Description	List Price Each
SPD4	Use with D4 pre fix models	\$65
SPD5	Use with D5 pre fix models	\$65

STORAGE

Built for heavy duty use. Beautiful and stable, these versatile cabinets work for a wide variety of storage needs.

STATEMENT OF LINE – 110

MOBILE SHELVES – 112

MOBILE LIBRARY SHELVES – 113

TALL STORAGE – 114

WARDROBE – 115

MAKER SPACE CABINETS – 116

MAKER SPACE SHELF/DOOR KITS – 117

BOOK SHELVES – 118

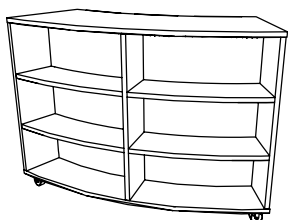
STUDY CARREL – 119

STATEMENT OF LINE

STORAGE



NOW AVAILABLE.
New TFL designs
added to Storage
options.



ASFVSC-1742F

**Single
Radius Cabinet**
Mobile Shelves



ADFVSC-2042F

**Double Face
Radius Cabinet**



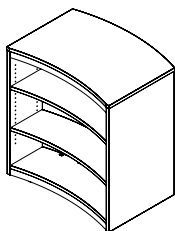
ASFVS-1742F

**Single
Linear Cabinet**



ADFVS-2042F

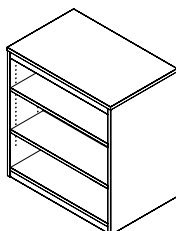
**Double Face
Linear Cabinet**



ADFMC-2442F
ADFMC-2448F

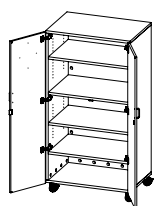
**Double Face
Curved**

Mobile Library Shelves



ADFM-2442F
ADFM-2448F

**Double Face
Linear**



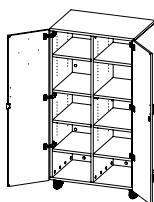
ALTS-3668
ALTS-4868

Shelves



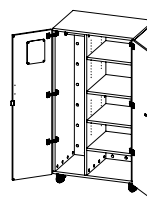
ALTSFD-3668
ALTSFD-4868

Shelves w/File



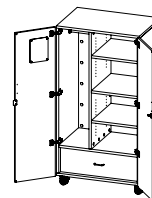
ALDS-3668
ALDS-4868

Divided Shelves



ALTW-3668
ALTW-4868

Shelves



ALTWFD-3668
ALTWFD-4868


Shelves w/File

Tall Mobile Storage (Shelves)

Wardrobe Mobile Storage

STATEMENT OF LINE

STORAGE



MSC-230PX
30" h

MSC-242PX
42" h

MSC-342PX
42" h

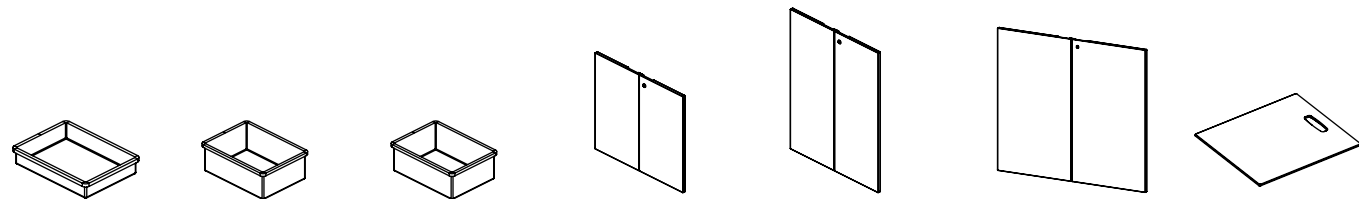
MSC-342PC
42" h

MSC-242PC
42" h

Cabinets w/Rail System

Cabinets w/Cubbies

Maker Space Mobile Cabinets



MSCA-TK1203

MSCA-TK1206

MSCA-TK1212

MSCA-DK2303

MSCA-DK2423

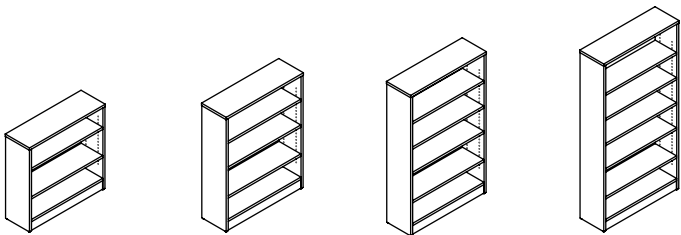
MSCA-DK3423

MSCA-SK1216

Tray Kits

Door Kit

Shelf Kit



A1236MBC

A1248MBC

A1260MBC

A1272MBC

Book Shelves



ASC-3648-25
ASC-3648-27
ASC-3648-29

Study Carrels



Application & Specification Rules

- > Ships fully cartoned on pallet.
- > 1" core standard
- > Standard with 75mm NXT MOV (grey) locking casters
- > Due to risk of damage in shipping, mobile cabinets and bookshelves must be shipped as part of a truck-load. They cannot be shipped prepaid LTL.
- > Standard with magnets on the outer side for docking
- > Edge band matches laminate selection
- > Back panels are standard titanium paint finish
- > Painted back panel (black, white) available for premium
- > Works with Soft Seating SS-BC18 Curved Bench and SS-RC1842 Rectangle Bench

Base Model	Description	Size	Cubes Each	Lbs Each	List Price Each Standard
Curved Mobile Shelves: Single-Sided					
ASFVSC-1742F.4	Curved, Single-Sided, Titanium	42"h x 60"w x 17"d	36.5	228	\$2,600
ASFVSC-1742F.W	Curved, Single-Sided, White	42"h x 60"w x 17"d	36.5	228	\$2,900
ASFVSC-1742F.7	Curved, Single-Sided, Black	42"h x 60"w x 17"d	36.5	228	\$2,900
Curved Mobile Shelves: Double-Sided					
ADFVSC-2042F.4	Curved, Double-Sided, Titanium	42"h x 60"w x 20"d	42.7	267	\$3,100
ADFVSC-2042F.W	Curved, Double-Sided, White	42"h x 60"w x 20"d	42.7	267	\$3,400
ADFVSC-2042F.7	Curved, Double-Sided, Black	42"h x 60"w x 20"d	42.7	267	\$3,400
Linear Mobile Shelves: Single-Sided					
ASFVS-1742F.4	Linear, Single-Sided, Titanium	42"h x 42"w x 17"d	21.3	142	\$2,300
ASFVS-1742F.W	Linear, Single-Sided, White	42"h x 42"w x 17"d	21.3	142	\$2,600
ASFVS-1742F.7	Linear, Single-Sided, Black	42"h x 42"w x 17"d	21.3	142	\$2,600
Linear Mobile Shelves: Double-Sided					
ADFVS-2042F.4	Linear, Double-Sided, Titanium	42"h x 42"w x 20"d	25.8	162	\$2,800
ADFVS-2042F.W	Linear, Double-Sided, White	42"h x 42"w x 20"d	25.8	162	\$3,100
ADFVS-2042F.7	Linear, Double-Sided, Black	42"h x 42"w x 20"d	25.8	162	\$3,100

Model Builder

Base Model	1st Option Laminate
	See page 14
ASFVS-1742F.4	7M

Model Example: ASFVS-1742F.4.7M

**Application & Specification Rules**

- > Ships fully cartoned on pallet.
- > 1" core standard
- > Concealed caster models have 75mm NXT MOV (grey) non-locking casters
- > Due to risk of damage in shipping, mobile cabinets and bookshelves must be shipped as part of a truck-load. They cannot be shipped prepaid LTL.
- > Back panels are standard titanium paint finish. Black and white paint are available for premium.
- > Edge band matches laminate selection

Base Model	Description	Size	Cubes Each	Lbs Each	List Price Each Standard
Double Face Curved NEW!					
ADFMC-2442F.4	Curved, Double-Sided, Titanium	42"h x 37.25"w x 24"d	25.0	171.0	\$2,400
ADFMC-2442F.W	Curved, Double-Sided, White	42"h x 37.25"w x 24"d	25.0	171.0	\$2,700
ADFMC-2442F.7	Curved, Double-Sided, Black	42"h x 37.25"w x 24"d	25.0	171.0	\$2,700
ADFMC-2448F.4	Curved, Double-Sided, Titanium	48"h x 37.25"w x 24"d	36.0	245.0	\$2,480
ADFMC-2448F.W	Curved, Double-Sided, White	48"h x 37.25"w x 24"d	36.0	245.0	\$2,780
ADFMC-2448F.7	Curved, Double-Sided, Black	48"h x 37.25"w x 24"d	36.0	245.0	\$2,780
Double Face Linear NEW!					
ADFM-2442F.4	Linear, Double-Sided, Titanium	42"h x 37.25"w x 24"d	20.3	200.0	\$1,700
ADFM-2442F.W	Linear, Double-Sided, White	42"h x 37.25"w x 24"d	20.3	200.0	\$2,000
ADFM-2442F.7	Linear, Double-Sided, Black	42"h x 37.25"w x 24"d	20.3	200.0	\$2,000
ADFM-2448.4	Linear, Double-Sided, Titanium	48"h x 37.25"w x 24"d	23.2	227.0	\$1,880
ADFM-2448.W	Linear, Double-Sided, White	48"h x 37.25"w x 24"d	23.2	227.0	\$2,180
ADFM-2448.7	Linear, Double-Sided, Black	48"h x 37.25"w x 24"d	23.2	227.0	\$2,180

Model Builder

Base Model	•	1st Option Laminate
		See page 14
ADFMC-2442F.4	.	7M

Model Example: ADFMC-2442F.4

**Application & Specification Rules**

- > Ships fully cartoned on pallet
- > 1" core standard; doors are 3/4" core.
- > 75mm NXT MOV (grey) locking casters standard
- > Due to risk of damage in shipping, cabinets and bookshelves must be shipped as part of a truck-load. They cannot be shipped prepaid LTL.
- > Back panels and edge banding match laminate selection.



Model	Description	Size	Cubes Each	Lbs Each	List Price Each Standard
Shelves NEW!					
ALTS-3668	36"-wide, Tall Storage, casters	68"h x 36"w x 24"d	34.0	451.0	\$2,500
ALTS-4868	48"-wide, Tall Storage, casters	68"h x 48"w x 24"d	45.3	600.0	\$2,700



Shelves w/File NEW!					
ALTSFD-3668	36"-wide, Tall Storage w/file drawer, casters	68"h x 36"w x 24"d	34.0	323.0	\$3,000
ALTSFD-4868	48"-wide, Tall Storage w/file drawer, casters	68"h x 48"w x 24"d	45.3	431.0	\$3,800



Divided Shelves NEW!					
ALDS-3668	36"-wide, Tall Storage, divided, casters	68"h x 36"w x 24"d	34.0	320.0	\$2,600
ALDS-4868	48"-wide, Tall Storage, divided, casters	68"h x 48"w x 24"d	45.3	455.0	\$2,850

Model Builder

Base Model	•	1st Option Laminate
		See page 14
ALTS-3668	.	7M

Model Example: ALTS-3668.7M



Application & Specification Rules

- > Ships fully cartoned on pallet
- > 1" core standard; doors are 3/4" core.
- > 75mm NXT MOV (grey) locking casters standard
- > Due to risk of damage in shipping, cabinets and bookshelves must be shipped as part of a truck-load. They cannot be shipped prepaid LTL.
- > Back panels and edge banding match laminate selection.
- > 8x10 mounted mirror standard on left side door



Model	Description	Size	Cubes Each	Lbs Each	List Price Each Standard
Wardrobe NEW!					
ALTW-3668	36"-wide, Wardrobe, casters	68"h x 36"w x 24"d	34.0	320.0	\$2,780
ALTW-4868	48"-wide, Wardrobe, casters	68"h x 48"w x 24"d	45.3	455.0	\$2,980



Wardrobe w/File NEW!					
ALTWFD-3668	36"-wide, Wardrobe w/file drawer, casters	68"h x 36"w x 24"d	34.0	353.0	\$3,650
ALTWFD-4868	48"-wide, Wardrobe w/file drawer, casters	68"h x 48"w x 24"d	45.3	471.0	\$3,990

Model Builder


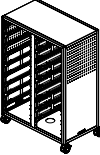
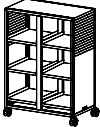

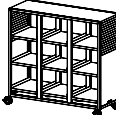
Base Model		1st Option Laminate
		See page 14
ALTW-3668	.	7M

Model Example: ALTW3668.7M




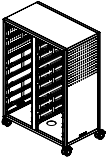

Application & Specification Rules

- > Cabinets are available in 30" or 42" heights.
- > Top and back panels are not perforated
- > Bottom panel is standard with a 3" round grommet for power or cord management
- > Standard with 75mm casters. Casters ship unattached in carton for field installation. NXT MOV Caster (grey) can be ordered separately and field installed.
- > All panels are standard white paint finish
- > Cabinets are specified and priced WITHOUT trays or shelves
- > Side panels are standard with pegboard holes
- > Frame is standard in titanium paint finish
- > Trays, shelves and other accessories must be specified separately

	Model	Description	Units Per Ctn	Cubes Each	Lbs Each	List Price Each
	2-Column With Rails, 30"h					
	MSC-230PX.4.W	30"h x 30.6"w x 20"d, w/Rails	1	9.4	92.0	\$1,720
	2-Column With Rails, 42"h					
	MSC-242PX.4.W	42"h x 30.6"w x 20"d, w/Rails	1	13.3	112.0	\$2,040
	2-Column With Cubbies, 42"h					
	MSC-242PC.4.W	42"h x 30.6"w x 20"d, w/Cubbies	1	13.3	147.0	\$2,280
	3-Column With Rails, 42"h					
	MSC-342PX.4.W	42"h x 44.5"w x 20"d, w/Rails	1	21.0	168.0	\$2,820
	3-Column With Cubbies, 42"h					
	MSC-342PC.4.W	42"h x 44.5"w x 20"d, w/Cubbies	1	21.0	220.0	\$3,180

Application & Specification Rules

- > 1 rail opening for 3" tray or shelf
- > 2 rail openings for 6" tray
- > Shelf can be substituted for 3" tray

	Model	MSCA-TK1203.T (3" Tray)	MSCA-TK1206.T (6" Tray)	MSCA-TK1212.T (12" Tray)
	MSC-230PX.4.W	12 Trays	6 Trays	4 Trays
	MSC-242PX.4.W	18 Trays	8 Trays (+2 - 3" Trays)	6 Trays
	MSC-342PX.4.W	27 Trays	12 Trays (+3 - 3" Trays)	9 Trays



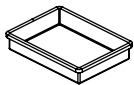
Tray Kits

Application & Specification Rules

> Trays are 16.5"D

> Trays are priced and specified as kits only.
Six (6) trays per kit

> Trays are standard with integrated front handle



Model	Description	Units Per Ctn	Cubes Each	Lbs Each	List Price Each
MSCA-TK1203.T	Makerspace, Tray Kit, 3"h x 12"w x 16.5"d, Translucent, 6-Pack	6 PK	1.6	10.6	\$200
MSCA-TK1206.T	Makerspace, Tray Kit, 6"h x 12"w x 16.5"d, Translucent, 6-Pack	6 PK	2.8	14.4	\$280
MSCA-TK1212.T	Makerspace, Tray Kit, 12"h x 12"w x 16.5"d, Translucent, 2-Pack	2 PK	2.8	14.4	\$165

Shelf Kit

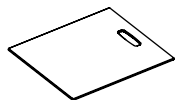
Application & Specification Rules

> White Acrylic shelves

> Six (6) shelves per kit

> Removable. Must lift to remove.

> Shelf kits are priced and specified as kits only



Model	Description	Units Per Ctn	Cubes Each	Lbs Each	List Price Each
MSCA-SK1216.W	Makerspace, Cabinet, Shelf Kit, 12"w x 16"d, 6-Pack	6 PK	0.43	13	\$780

Door Kit

Application & Specification Rules

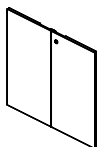
> Laminate surfaces

> Specify for 30" or 42" height cabinet

> Field installation required

> Standard locking

> Titanium painted edge



Model	Description	Units Per Ctn	Cubes Each	Lbs Each	List Price Each Standard	List Price Each Premium Markerboard
MSCA-DK230T	Makerspace, Cabinet, RH & LH Door Kit, 2-Column, 30"h	1 pair	0.78	28.0	\$360	\$580
MSCA-DK242T	Makerspace, Cabinet, RH & LH Door Kit, 2-Column, 42"h	1 pair	1.11	36.0	\$410	\$630
MSCA-DK342T	Makerspace, Cabinet, RH & LH Door Kit, 3-Column, 42"h	1 pair	1.70	54.0	\$550	\$820

Model Builder

Model	1st Option Door Color
	See page 14
MSCA-DK230T	7M

Model Example: MSCA-DK230T.7M

Caster Pack


Application & Specification Rules

> Use with all medium or heavy duty table legs

> Adjustable height table may be used with two (2) or four (4) casters

> Adjustable height range with casters varies with caster selection

> Recommended weight capacity per caster = 125 lbs.
(e.g., 2 casters = 250 lb. capacity)

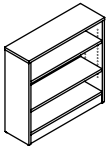


Model	Description	Units Per Ctn	Cubes Each	Lbs Each	List Price Each
TA-CPMS75T4	Locking 4-Pack 75mm NXT MOV Caster	4	0.1	2	\$220



Application & Specification Rules

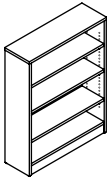
- > Ships fully cartoned on pallet.
- > Due to risk of damage in shipping, mobile cabinets and bookshelves must be shipped as part of a truck-load. They cannot be shipped prepaid LTL.
- > Bookshelves are 12"d
- > Back panels match shelving and case.
- > 1" core standard
- > Edge band matches laminate selection



Base Model	Description	Cubes Each	Lbs Each	List Price Each Standard
------------	-------------	------------	----------	--------------------------

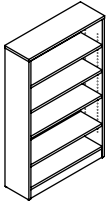
36"h

A1236MBC	36"h x 37 1/4"w x 12"d	12.1	87.0	\$660
----------	------------------------	------	------	-------



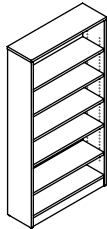
48"h

A1248MBC	48"h x 37 1/4"w x 12"d	15.9	102.0	\$770
----------	------------------------	------	-------	-------



60"h

A1260MBC	60"h x 37 1/4"w x 12"d	19.8	117.0	\$990
----------	------------------------	------	-------	-------



72"h

A1272MBC	72"h x 37 1/4"w x 12"d	23.6	140.0	\$1,190
----------	------------------------	------	-------	---------

Model Builder

Base Model		1st Option Laminate
		See page 14
A1236MBC	.	7M

Model Example: A1236MBC.7M



Application & Specification Rules

- > Ships fully cartoned on pallet
- > 1" core standard
- > Back panels, work surface and edge banding match laminate selection.
- > Due to risk of damage in shipping, cabinets and bookshelves must be shipped as part of a truck-load. They cannot be shipped prepaid LTL.



Model	Description	Size	Cubes Each	Lbs Each	List Price Each Standard
ASC-3648-25	25"h worksurface	48"h x 36"w x 24"d	24.0	137.0	\$1,400
ASC-3648-27	27"h worksurface	48"h x 36"w x 24"d	24.0	137.0	\$1,400
ASC-3648-29	29"h worksurface	48"h x 36"w x 24"d	24.0	137.0	\$1,400

Model Builder

Base Model	•	1st Option Laminate
		See page 14
ASC-3648-25	.	7M

Model Example: ASC-3648-25.7M

PROJECT

Large projects often include products that are not a part of the normal Artcobell production schedule. However, these products may still be needed to complete a project or fill a unique customer requirement. Many of those products are found in the Project Section of the price list. While Artcobell has the ability to manufacture the products in the Project Section, those products may require minimum quantities and/or longer lead times. Please contact Artcobell Sales or Customer Service before specifying, bidding, quoting or selling any product in the Project Section.

STATEMENT OF LINE – 121

STUDENT DESKS – 131

ALPHABET SEATING – 123

FLIP-TOP TABLES – 133









DISCOVER SEATING – 127

STATEMENT OF LINE

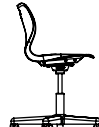
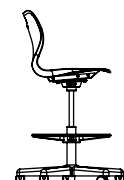
PROJECT




View available materials + finishes.

							
AS4L16-1	AS4L18-1	AS4C16-1	AS4C18-1	ASCL16-1	ASCL18-1	AS4ST24-1	AS4ST30-1
Four Leg		Four Leg Caster		Cantilever		Four Leg Stool	

ALPHABET SEATING

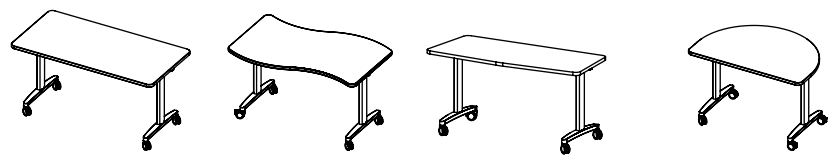
	
ASTA18-1	ASST18-1
Task Chair	Swivel Stool

				
7SD4F300	7SD4F306	7SD3F30	7SD4F30T	D85A D85X
7SD Series				Sled Combo Desks

STUDENT DESKS

STATEMENT OF LINE

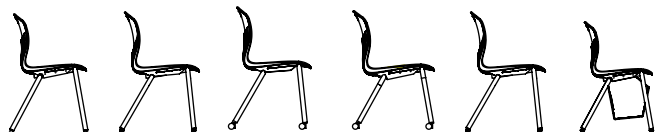
PROJECT



Rectangle Expanse Chevron Half-Round

T-Leg Tables | Nesting **T-Leg Table | Fixed**

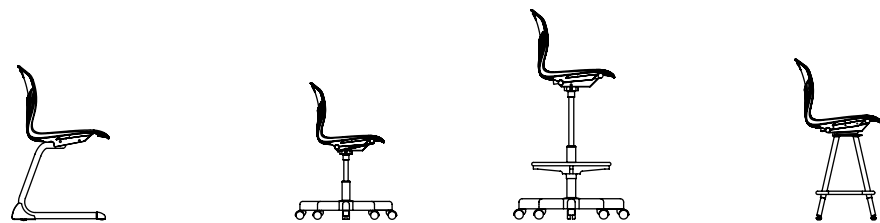
TABLES



D10A-1 D10X-1 D16A-1 D16X-1 D109-1 D15A-1

Four Leg Stacking Chair

DISCOVER SEATING



D30A-1 DP9A-1
DP9X-1 DL9A-1
DL9X-1 D99A-1
D99X-1

Cantilever Chair **Task Chair** **Swivel Stool** **Four Leg Swivel Stool**



Four Leg Chair with Seat Pad

Application & Specification Rules

> Always ships fully cartoned.

> Chairs stack four (4) high.

> Order in multiples of 4 (full carton quantity)



Model	Description	Seat Height	Units Per Ctn	Cubes Each	Lbs Each	List Price Each
AS4L16-1	Seat Pad	16"	4	3.8	13.1	\$380
AS4L18-1	Seat Pad	18"	4	3.8	13.6	\$380

Model Builder

Model	1st Option Glide	2nd Option Frame Color	3rd Option Shell Color	4th Option Fabric Color
	Nylon (3) \$0 Steel (1) \$0 Non-Skid (2) \$10 Felt (F) \$10 Boot Indigo (M) \$10 Onyx (D) \$10 Graphite (G) \$10 Ruby Red (V) \$10 Q-Ball (7) \$10	Chrome (5) \$0 Titanium (4) \$0 Black (7) \$0 White (W) \$26	See page 10	See pages 5-9 \$0
AS4L16-1	3	4	M	S16

Model Example: AS4L16-1.3.4.M.S16

Please note standard quantities for all seating products. There is a \$5/unit net carton fee for less-than-carton quantity orders.



Four Leg Caster Chair

Application & Specification Rules

> Always ships fully cartoned

> Order in multiples of 4 (full carton quantity)



Model	Description	Seat Height	Units Per Ctn	Cubes Each	Lbs Each	List Price Each
AS4C16-1	Seat Pad	16"	4	3.8	14.3	\$425
AS4C18-1	Seat Pad	18"	4	3.8	14.8	\$425

Model Builder

Model	1st Option Glide	2nd Option Frame Color	3rd Option Shell Color	4th Option Fabric Color
	Hard Wheel Caster (H) \$0 NXT MOV Caster (C) \$8	Chrome (5) \$0 Titanium (4) \$0 Black (7) \$0 White (W) \$26	See page 10	See pages 5-9 \$0
AS4C16-1	H	4	93	S16

Model Example: AS4C16-1.H.4.93.S16

Cantilever Chair

Application & Specification Rules

> Always ships fully cartoned.

> Order in multiples of 4 (full carton quantity)



Model	Description	Seat Height	Units Per Ctn	Cubes Each	Lbs Each	List Price Each
ASCL16-1	Seat Pad	16"	4	3.8	16.6	\$435
ASCL18-1	Seat Pad	18"	4	3.8	17.2	\$435

Model Builder

Model	1st Option Glide	2nd Option Frame Color	3rd Option Shell Color	4th Option Fabric Color
	Nylon (3) \$0 Steel (1) \$0 Felt (F) \$10 Non-Skid (2) \$10	Chrome (5) \$0 Titanium (4) \$0 Black (7) \$0 White (W) \$26	See page 10	See pages 5-9 \$0
ASCL16-1	3	4	93	S04

Model Example: ASCL16-1.3.4.93.S04

Please note standard quantities for all seating products. There is a \$5/unit net carton fee for less-than-carton quantity orders.



Application & Specification Rules

- > Always ships fully cartoned.
- > Standard with nylon solo glide.
- > Standard with welded foot rest



Model	Description	Seat Height	Units Per Ctn	Cubes Each	Lbs Each	List Price Each
AS4ST24-1	Seat Pad	24"	1	9.0	32.6	\$480
AS4ST30-1	Seat Pad	30"	1	11.5	34.6	\$490

Model Builder

Model	1st Option Glide	2nd Option Frame Color	3rd Option Shell Color	4th Option Fabric Color
	Solo Nylon (P) \$0	Chrome (5) \$0 Titanium (4) \$0 Black (7) \$0 White (W) \$26	See page 10	See pages 5-9 \$0
AS4ST24-1	P	4	93	S04

Model Example: AS4ST24-1.P.4.93.S04

Please note standard quantities for all seating products. There is a \$5/unit net carton fee for less-than-carton quantity orders.

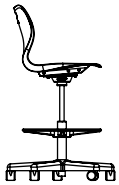


Application & Specification Rules

- > Always ship fully cartoned, one unit per carton
- > Standard with five-star base with swivel and
- > Lab stool includes 18" diameter metal foot ring. 10" adjustment range. 8" to 18" from floor.
- > Stool includes height adjustable 18" diameter foot ring
- > Black base only, no color specification required



Model	Description	Seat Height	Units Per Ctn	Cubes Each	Lbs Each	List Price Each
Task Chair						
ASTA18-1	Poly Shell with Seat Pad	16" - 21"	1	6.2	23.5	\$515



Swivel Stool						
ASST18-1	Poly Shell with Seat Pad	22" - 32"	1	6.2	28.0	\$605

Model Builder

Model	.	1st Option Caster/Glide	.	2nd Option Base Color	.	3rd Option Shell Color	.	4th Option Fabric Color
		Hard wheel Caster (H) \$0 Bell Glide (B) \$0		Black (5) \$0 Titanium (4) \$34		See page 10		See pages 5-9 \$0
ASTA18-1	.	H	.	5	.	M	.	S04

Model Example: ASTA18-1.H.M.S04

Please note standard quantities for all seating products. There is a \$5/unit net carton fee for less-than-carton quantity orders.



Application & Specification Rules

- > Four leg and caster chairs ship without cartons on truckloads
- > Bookrack chairs must be ordered in multiples of 2 (full carton quantities)
- > Four leg chairs stack to 10 high. Caster chairs stack 4 high
- > Only D16 models have casters.
- > Bookrack chairs always ship fully cartoned
- > Note: When specifying DHT models with DTLP leg kits, please confirm fitment of book boxes and seating (cantilever, 10X models) with customer service prior to placing orders.



Model	Description	Seat Height	Cubes Each	Lbs Each	List Price Each
D10A-1	Seat Pad	18"	1.5	9.5	\$270
D10X-1	Seat Pad	18"	1.6	13.0	\$285



With Casters					
D16A-1	Seat Pad	18"	1.5	12.8	\$335
D16X-1	Seat Pad	18"	1.6	14.4	\$345



Music Chair - Band Pitch					
D109-1	Seat Pad	18"	1.5	9.5	\$290

With Book Rack - Always Ships Fully Cartoned



Model	Description	Seat Height	Chairs Per Ctn	Cubes Each Ctn	Lbs Each Ctn	List Price Each
D15A-1	Seat Pad	18"	2	5.9	15.0	\$405

Model Builder									
Model	.	1st Option Glide	.	2nd Option Frame Color	.	3rd Option Shell Color	.	4th Option Fabric Color	
		Nylon (3) \$0		Chrome (5) \$0		See page 10		See pages 5-9	\$0
		Steel (1) \$0		Titanium (4) \$0					
		Non-Skid (2) \$10		Black (7) \$0					
		Felt (F) \$10		White (W) \$26					
		Boot							
		Indigo (M) \$10							
		Onyx (D) \$10							
		Graphite (G) \$10							
		Ruby Red (V) \$10							
		Q-Ball (7) \$10							
D10A-1	.	3	.	4	.	M	.	S16	

Model Example: D10A-1.3.4.M.S16

Please note standard quantities for all seating products. There is a \$5/unit net carton fee for less-than-carton quantity orders.

**Application & Specification Rules**

> NOTE MODELS ARE FOR CARTON QUANTITIES

> Chairs stack to 10 high, caster chairs stack 4 high

> By ordering a quantity of one (1) you will receive 5 chairs

> Carton pack models for LTL Shipments

> Carton Pack models are priced and sold as 5-packs only



Model	Description	Seat Height	Units Per Ctn	Cubes Each Ctn	Lbs Each Ctn	List Price Each Ctn
D10AC-1	Seat Pad, 5-Chairs, Fully Cartoned	18"	5	13.2	58.5	\$1,350
D10XC-1	Seat Pad, 5-Chairs, Fully Cartoned	18"	5	19.0	72.5	\$1,425

**With Casters**

D16AC-1	Seat Pad, 4-Chairs, Fully Cartoned	18"	4	13.2	57.3	\$1,340
D16XC-1	Seat Pad, 4-Chairs, Fully Cartoned	18"	4	19.0	65.7	\$1,380

**Music Chair**

D109C-1	Seat Pad, 5-Chairs, Fully Cartoned	18"	5	13.2	57.5	\$1,450
---------	------------------------------------	-----	---	------	------	---------

Model Builder

Model	1st Option Glide	2nd Option Frame Color	3rd Option Shell Color	4th Option Fabric Color
	Nylon (3) \$0 Steel (1) \$0 Non-Skid (2) \$50 (\$10 per chair) Felt (F) \$50 (\$10 per chair) Boot Indigo (M) \$50 (\$10 per chair) Onyx (D) \$50 (\$10 per chair) Graphite (G) \$50 (\$10 per chair) Ruby Red (V) \$50 (\$10 per chair) Q-Ball (7) \$50 (\$10 per chair)	Chrome (5) \$0 Titanium (4) \$0 Black (7) \$0 White (W) \$130 (\$26 per chair)	See page 10	See pages 5-9 \$0
D10AC-1	3	4	M	S16

Model Example: D10AC-1.3.4.M.S16

Please note standard quantities for all seating products. There is a \$5/unit net carton fee for less-than-carton quantity orders.



Application & Specification Rules

- > Always ships fully cartoned
- > Chairs stack 4 high



Model	Description	Seat Height	Units Per Ctn	Cubes Each	Lbs Each	List Price Each
D30A-1	Seat Pad	18"	4	3.9	16.1	\$385

Model Builder

Model	1st Option Glide	2nd Option Frame Color	3rd Option Shell Color	4th Option Fabric Color
	Nylon (3) \$0 Steel (1) \$0 Non-Skid (2) \$10 Felt (F) \$10	Chrome (5) \$0 Titanium (4) \$0 Black (7) \$0 White (W) \$26	See page 10	See pages 5-906 \$0
D30A-1	3	5	9H	S04

Model Example: D30A-1.3.5.9H.S04

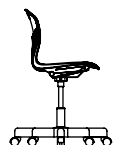
Please note standard quantities for all seating products. There is a \$5/unit net carton fee for less-than-carton quantity orders.



Task Chair & Swivel Stool

Application & Specification Rules

- > Always ship fully cartoned, one unit per carton
- > Five-star base, black only
- > Lab stool includes 18" diameter metal foot ring. 10" adjustment range, 8" to 18" from floor
- > Available with hard-wheel caster or bell glides
- > Pneumatic height adjustment.



Model	Description	Seat Height	Units Per Ctn	Cubes Each	Lbs Each	List Price Each
Task Chair						
DP9A-1	Seat Pad, A shell size	17" - 22"	1	6.2	22.9	\$475
DP9X-1	Seat Pad, A+ shell size	17" - 22"	1	6.2	24.1	\$495
Swivel Stool						
DL9A-1	Seat Pad, A shell size	24" - 34"	1	6.2	29.6	\$555
DL9X-1	Seat Pad, A+ shell size	24" - 34"	1	6.2	30.8	\$580

Model Builder

Base	•	1st Option Caster/Glide	•	2nd Option Shell Color	•	3rd Option Fabric Color	•
		Hard wheel Caster (H) \$0 Bell Glide (B) \$0		See page 10		See pages 5-9	\$0
DP9A-1	•	H	•	M	•	S04	

Model Example: DP9A-1.H.M.S04

Four Leg Swivel Stool

Application & Specification Rules

- > Always ships fully cartoned
- > Include foot rest, non-adjustable
- > Seat swivels 360-degrees
- > Must order in multiples of 2 (full carton quantity)



Model	Description	Seat Height	Units Per Ctn	Cubes Each	Lbs Each	List Price Each
D99A-1	Seat Pad, A shell size	25" - 33"	2	5.0	23.3	\$495
D99X-1	Seat Pad, A+ shell size	25" - 33"	2	5.0	24.0	\$515

Model Builder

Model	•	1st Option Caster/Glide	•	2nd Option Frame Color	•	3rd Option Shell Color	•	4th Option Fabric Color	•
		Nylon (3) \$0		Chrome (5) \$0 Titanium (4) \$0 Black (7) \$0 White (W) \$26		See page 10		See pages 5-9	\$0
D99A-1	•	1	•	5	•	M	•	S04	

Model Example: D99A-11.5.M.S04

Please note standard quantities for all seating products. There is a \$5/unit net carton fee for less-than-carton quantity orders.



Application & Specification Rules

- > Always ships fully cartoned, two units per carton
- > Accommodates a variety of book box and backpack hook accessories. See pages 71-72
- > When selecting a markerboard laminate, you must specify Model with banded flat edge (E)
- > Must order in multiples of 2 (full carton quantity)
- > Accessories are specified and priced separately. All accessories are field installed



Four Leg Student Desk | Rectangle 18" x 24"

Model	Top Material Edge	Height	Units Per Ctn	Cubes Each	Lbs Each	List Price Each Standard	List Price Each Premium
7SD4F3003	Laminate Clear Edge (3)	Fixed, 30"	2	4.9	20.0	\$230	N/A
7SD4F300E	Laminate Banded Flat Edge (E)	Fixed, 30"	2	4.9	20.0	\$270	\$321
7SD4F300S	Solid Plastic (S)	Fixed, 30"	2	4.9	22.0	\$315	N/A



Four Leg Student Desk | Rectangle 20" x 26"

Model	Top Material Edge	Height	Units Per Ctn	Cubes Each	Lbs Each	List Price Each Standard	List Price Each Premium
7SD4F3063	Laminate Clear Edge (3)	Fixed, 30"	2	5.5	21.0	\$260	N/A
7SD4F306E	Laminate Banded Flat Edge (E)	Fixed, 30"	2	5.5	21.0	\$305	\$361
7SD4F306S	Solid Plastic (S)	Fixed, 30"	2	5.5	23.0	\$355	N/A



Tri-Top | 28" x 28" *do not use casters

Model	Top Material Edge	Height	Units Per Ctn	Cubes Each	Lbs Each	List Price Each Standard	List Price Each Premium
7SD3F303	Laminate Clear Edge (3)	Fixed, 30"	2	7.4	24.0	\$240	N/A
7SD3F30E	Laminate Banded Flat Edge (E)	Fixed, 30"	2	7.4	24.0	\$285	\$347
7SD3F30S	Solid Plastic (S)	Fixed, 30"	2	7.4	26.0	\$380	N/A



Trapezoid | 20" x 32"

Model	Top Material Edge	Height	Units Per Ctn	Cubes Each	Lbs Each	List Price Each Standard	List Price Each Premium
7SD4F30T3	Laminate Clear Edge (3)	Fixed, 30"	2	7.3	25.0	\$280	N/A
7SD4F30TE	Laminate Banded Flat Edge (E)	Fixed, 30"	2	7.3	25.0	\$330	\$392

Model Builder

Model	•	1st Option Glide	•	2nd Option Frame Color	•	3rd Option Top Color	•	4th Option Edge Color
		Nylon (3)		Black (7) Titanium (4) Chrome (5) White (W)	\$0 \$0 \$0 \$47	See pages 11-12		See page 12
7SD4F3003	•	3	•	4		7M	•	

Model Example with Solid Plastic Top: 7SD4A03.3.4.7M

Model Example with Premium Markerboard: 7SD4F30TE.3.4.W5.4



Application & Specification Rules

- > Always ships fully cartoned, two units per carton
- > Standard with fixed wire book rack
- > Standard without glides
- > Must order in multiples of 2 (full carton quantities)



Model	Top Size	Top Material Edge	Height	Units Per Ctn	Cubes Each	Lbs Each	List Price Each
D85A3	18" x 24"	Laminate Clear Edge (3)	18"	2	9.8	43.9	\$540
D85AS	18" x 24"	Solid Plastic (S)	18"	2	9.8	47.9	\$625
D85X3	18" x 24"	Laminate Clear Edge (3)	18"	2	11.5	44.8	\$580
D85XS	18" x 24"	Solid Plastic (S)	18"	2	11.5	48.8	\$665

Model Builder


Model	1st Option Glide	2nd Option Frame Color	3rd Option Shell Color	4th Option Top Color
	None (X) \$0	Chrome (5) \$0	See page 10	See pages 11-12
D85A3	X	5	9H	3E

Model Example: D85A3.X.5.9H.3E

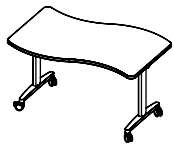


Application & Specification Rules

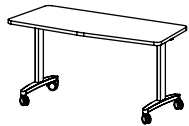
- > 1 1/8" core standard
- > Standard with casters includes 2-locking and 2 non-locking dual wheel black casters
- > Depth of unit (except foot) when flipped up/storage position is 8-1/4"
- > Ordered and sold as a COMPLETE table (top & legs)
- > Two handle operation required to unlatch and pivot top
- > Grommets available as a separately specified and field installed item. See page 107
- > Field installation of legs required



Model	Description	Size	Leg Type Height	Units Per Ctn	Cubes Each	Lbs Each	List Price Each Standard	List Price Each Premium
Rectangle								
DTN5RC24F	Laminate Flat Edge (F)	24"d x 54"w	Nesting, 25" Fixed	1	6.4	71.9	\$1,050	\$1,225
DTN5RC25F	Laminate Flat Edge (F)	24"d x 60"w	Nesting, 25" Fixed	1	6.9	78.9	\$1,045	\$1,220
DTN5RC26F	Laminate Flat Edge (F)	24"d x 72"w	Nesting, 25" Fixed	1	8.0	89.7	\$1,100	\$1,290
DTN5RC34F	Laminate Flat Edge (F)	30"d x 54"w	Nesting, 25" Fixed	1	6.4	84.7	\$1,040	\$1,215
DTN5RC35F	Laminate Flat Edge (F)	30"d x 60"w	Nesting, 25" Fixed	1	6.9	92.6	\$1,080	\$1,255
DTN5RC36F	Laminate Flat Edge (F)	30"d x 72"w	Nesting, 25" Fixed	1	8.0	110.6	\$1,120	\$1,315



Expanse								
DTN5EX34F	Laminate Flat Edge (F)	30"d x 54"w	Nesting, 25" Fixed	1	6.4	89.0	\$1,100	\$1,275



Chevron								
DTN5CV25	Laminate Flat Edge (F)	24"d x 60"w	Nesting, 25" Fixed	1	6.9	85.0	\$1,100	\$1,275

Model Builder

Model	1st Option Frame Color	2nd Option Top Laminate	3rd Option Edge Color
	Titanium (4) Black (7)	See pages 11-12	See page 12
DTN5RC24F	4	7M	4

Model Example: DTN5RC24F.4.7M.4

Fixed Half-Round Table | Non-Nesting | 25" Height



Half-Round (Fixed Leg Non-Nesting)								
DTF5HR48F	Laminate Flat Edge (F)	32"d x 48"w	25" Fixed	1	6.2	69.0	\$880	\$1,055
DTF5HR60F	Laminate Flat Edge (F)	30"d x 60"w	25" Fixed	1	6.9	73.0	\$900	\$1,075

Model Builder


Model	1st Option Glide	2nd Option Frame Color	3rd Option Top Laminate	4th Option Edge Color
	Caster (H) \$0	Titanium (4) \$0 Black (7) \$0	See page 10	See pages 5-9
DTF5HR60F	H	4	7M	4

Model Example: DTF5HR60F.H.4.7M.4

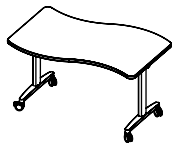


Application & Specification Rules

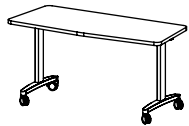
- > 1 1/8" core standard
- > Standard with casters includes 2-locking and 2 non-locking dual wheel black casters
- > Depth of unit (except foot) when flipped up/storage position is 8-1/4"
- > Ordered and sold as a COMPLETE table (top & legs)
- > Two handle operation required to unlatch and pivot top
- > Grommets available as a separately specified and field installed item. See page 107
- > Field installation of legs required



Model	Description	Size	Leg Type Height	Units Per Ctn	Cubes Each	Lbs Each	List Price Each Standard	List Price Each Premium
Rectangle								
DTN7RC24F	Laminate Flat Edge (F)	24"d x 54"w	Nesting, 27" Fixed	1	6.4	71.9	\$1,050	\$1,225
DTN7RC25F	Laminate Flat Edge (F)	24"d x 60"w	Nesting, 27" Fixed	1	6.9	78.9	\$1,045	\$1,220
DTN7RC26F	Laminate Flat Edge (F)	24"d x 72"w	Nesting, 27" Fixed	1	8.0	89.7	\$1,100	\$1,290
DTN7RC34F	Laminate Flat Edge (F)	30"d x 54"w	Nesting, 27" Fixed	1	6.4	84.7	\$1,040	\$1,215
DTN7RC35F	Laminate Flat Edge (F)	30"d x 60"w	Nesting, 27" Fixed	1	6.9	92.6	\$1,080	\$1,255
DTN7RC36F	Laminate Flat Edge (F)	30"d x 72"w	Nesting, 27" Fixed	1	8.0	110.6	\$1,120	\$1,315



Expanse								
DTN7EX34F	Laminate Flat Edge (F)	30"d x 54"w	Nesting, 27" Fixed	1	6.4	89.0	\$1,100	\$1,275




Chevron								
DTN7CV25F	Laminate Flat Edge (F)	24"d x 60"w	Nesting, 27" Fixed	1	6.9	85.0	\$1,100	\$1,275

Model Builder

Model	1st Option Frame Color	2nd Option Top Laminate	3rd Option Edge Color
	Titanium (4) Black (7)	See pages 11-12	See page 12
DTN7CV25F	4	7M	4

Model Example: DTN7CV25.4.7M.4

Fixed Half-Round Table | Non-Nesting | 27" Height



Half-Round (Fixed Leg Non-Nesting)								
DTF7HR48F	Laminate Flat Edge (F)	32"d x 48"w	27" Fixed	1	6.2	69.0	\$880	\$1,055
DTF7HR60F	Laminate Flat Edge (F)	30"d x 60"w	27" Fixed	1	6.9	73.0	\$900	\$1,075

Model Builder

Model	1st Option Glide	2nd Option Frame Color	3rd Option Top Laminate	4th Option Edge Color
	Caster (H) \$0	Titanium (4) Black (7) \$0	See pages 11-12	See page 12
DTF7HR48F	H	4	7M	4

Model Example: DTF7HR48F.H.4.7M.4

The warranty information below is effective on all Artcobell products for orders manufactured after January 1, 2017. For warranty information concerning orders placed prior to January 1, 2017, please refer to the warranty information contained in the published price list of the corresponding year. For additional information relating to warranty, please contact your Customer Service Representative.

Effective January 1, 2023

Artcobell warrants to the original purchaser that its products are free from defects in material and workmanship under normal classroom or commercial use for twelve (12) years, except as set forth below.

During the warranty period, Artcobell will replace, or at its option, repair locally, repair at its factory, or provide credit up to the purchase price of any Artcobell brand product that, upon inspection by Artcobell, is determined to be defective in material or workmanship.

This warranty is subject to the following provisions:

Some natural variations occurring in polypropylene material or other natural materials are inherent to their character and are not considered defects. Artcobell does not warrant the colorfastness or matching of colors, grains, or textures of these materials. Customer's Own Material (COM) selected by and used at the request of an original purchaser is not warranted.

Our products are intended for interior use — exterior use of them will void the warranty.

The materials and components listed below are covered from the date of sale according to the following:

- Seating controls, glides, pneumatic cylinders, casters, chroming and polymer-based components and foam – 3 years
- User-adjustable worksurface mechanisms, lounge products, occasional tables, seating upholstery fabrics, vinyl, and other covering materials, markerboard surfaces – 3 years

As Buyer's sole remedy under this warranty, artcobell, at its option, will repair or replace damaged parts at no charge to the original owner of record provided the replacement or return has previously been authorized by artcobell under terms of this warranty. Normal aging and wear of fabrics, filling materials, and finishes are excepted from this warranty. It is expressly agreed that this remedy of repair, replacement or credit, at Artcobell's option, is Buyer's exclusive remedy under this warranty. In no event shall Seller be liable for consequential damages.

This warranty does not apply to:

- Normal wear and tear
- Damage from environmental factors
- Damage from sharp objects (e.g., writing utensils, heeled shoes, scissors, jewelry, and keys)
- Damage from accident, alteration, misuse, or improper installation or maintenance
- Modifications or attachments to the product not approved by Artcobell
- Products used for rental purposes
- Damage caused by the carrier in-transit, which is handled under separate terms
- Third-party products – Artcobell, to the extent possible, will pass through to the original purchaser (and process claims under) any warranty provided by third-party products supplied to Artcobell.
- All warranty claims are to be made in writing by the original purchaser. The original purchaser may be required to produce the invoice or other evidence to establish that a claim is within the warranty period.

Damage to flooring (dimpling, indentation or similar) is not covered. Warranty as to the suitability of flooring used with school furniture glides and caster rests solely with the flooring manufacturer.

To the extent allowed by law, Artcobell makes no other warranty, either express or implied, including any warranty or merchantability or fitness for a particular purpose. Artcobell is not liable for any indirect consequential or incidental damages. This warranty contains the original purchaser's exclusive remedy.

Your Artcobell Dealer is our resource in supporting your warranty requests. To obtain service under this warranty, please contact your Artcobell Dealer.