



flexible

5.1.22 • v3
PRICER

ADAPTABLE SOLUTIONS
FOR LEARNING WITHOUT
BOUNDARIES

CONTENT

	TERMS & CONDITIONS	3
	PRODUCT INFO	5
	SOFT SEATING	6
	SEATING	19
	STUDENT DESKS	48
	TABLES	68
	TEACHER STATIONS	89
	STORAGE	98
	PROJECT	105
	WARRANTY	123

Authorized Dealers: Only dealers (“Dealer”) that have been approved by Artcobell Corporation (“ABC”), and are in good standing with ABC are authorized to market, provide pricing, and submit orders for ABC products. By engaging in business transactions with ABC, Dealers agree to the current ABC terms and conditions.

Pricing: All pricing provided by ABC to Dealers is based on the current list price and excludes taxes, freight, delivery, and installation. Except as stated in a quote number issued by ABC, any discount ABC offers a Dealer will be from current list price at the standard dealer discount. In order to obtain the discount in an issued quote number, Dealer must provide the quote number, discount and pricing at the time it submits a purchase order. If the correct quote number and pricing are not provided, the Dealer will receive its standard dealer discount.

Payment Terms: ABC will invoice Dealer for product upon shipment. Dealer agrees to pay each invoice according to terms. Dealer terms will be determined by Artcobell through credit analysis. Certain Dealers may qualify for 1% 10 Net 30 days from the invoice date. Payment must be received by bank within 10 days of invoice date to receive the 1% discount. No payment may be withheld because of partial delivery. Dealer will pay interest on any unpaid amount due at the lower of 1.5% per month or the highest rate allowed by law. If ABC takes any action to collect any amount due, Dealer will pay all costs and expenses, including court costs and reasonable attorney fees, incurred by ABC in collecting such amount.

Order Placement and Acknowledgments: Dealers will submit all orders with complete model number (i.e., color, frame, material, finish), and for product that must be shipped in cartons, carton quantity. ABC will not process or put into production an order without complete information. Lead time will be calculated based on the time the order is processed. After an order is processed, ABC will acknowledge the order via email or fax. Acknowledgments provided by ABC represent estimated completion dates and are not contractually binding. Any expenses incurred as a result of longer lead times will be the responsibility of the dealer. Dealer is responsible for checking the acknowledgment and immediately notifying ABC of any discrepancies.

Changes and Cancellations: Changes requested by Dealer after ABC has acknowledged the order must be sent in writing and are subject to written approval by ABC and additional charges. If ABC approves in writing any request by Dealer to cancel all or any part of an order after 48 hours from time of acknowledgment, dealer agrees to pay 25% cancellation fee.

Returns: Product will not be returned for refund, credit, or replacement, except on written approval by ABC. If approved by ABC, dealer agrees to pay a restocking fee determined by ABC and any associated freight charges.

Delays: ABC will not be liable for any delay or interruption in its performance caused by circumstances beyond its reasonable control, including, without limitation, strikes, lockouts, work stoppages, accidents, terrorism, and availability of materials, acts of nature or God, inability to obtain transportation, or acts of the enemy. Delays so caused will not release Dealer from its obligation to accept and pay for the product.

Storage: Products that are complete and ready must be shipped within 30 days of original request date otherwise subject to storage fees.

Delivery and Installation: All shipments are F.O.B. ABC’s factory or distribution center. Delivery is always quoted to take place during ABC’s regular working hours on ABC’s regularly scheduled business days (holidays excluded). Dealer will pay additional labor costs resulting from overtime work performed at Dealer’s request. Dealer is responsible for providing: a clean, debris-free space with electricity, heat, hoisting/elevator service, and adequate facilities for off-loading, staging, uncartoning, and moving product; insurance and permits required at the site; and disposal containers. Delivery does not include the following additional expenses, which are the responsibility of Dealer: providing a licensed electrician, as required by national or local codes, to connect products to building power. If the space is under construction or other trades are working in the same space during the product installation, Dealer will immediately inspect the product on delivery for defects. If Dealer or Dealer’s customer is not available to inspect product on delivery, then Dealer and Dealer’s customer accept that all product was delivered in satisfactory condition and Dealer accepts all responsibility for any damages found later.

Loss and Damages: After delivery of product to Dealer’s shipper or, if ABC is arranging freight, after delivery to shipping address, all risk of loss or damage shall pass to Dealer, including, without limitation, any loss or damage caused by weather, other trades (such as painting or plastering, electrical or telephone installation), fire or other elements, and Dealer agrees to hold ABC harmless from any such loss or damage.

Warranties: Dealer’s remedies are limited exclusively to those set forth in ABC’s standard limited warranty as published at www.artcobell.com at the time of delivery of the product to carrier. ABC MAKES NO WARRANTY, EXPRESS OR IMPLIED, WITH RESPECT TO ANY PRODUCT OR SERVICE FURNISHED TO DEALER, AND ANY IMPLIED WARRANTIES OF MERCHANTABILITY OR FITNESS FOR A PARTICULAR PURPOSE ARE EXPRESSLY DISCLAIMED BY ABC. No agent or outside party has any authority to make

any warranty or representation to Dealer on behalf of ABC with respect to any product or service provided to Dealer by ABC. In no event will Artcobell be liable for any consequential, indirect, incidental, or punitive damages. Modifications to the product or use other than the intended purpose voids the warranty.

Shipment Terms: All orders shall be shipped prepaid and, unless specified, by ABC's carrier of choice. "Best way" shipping will be used. Pricing on shipments is an estimate and may vary by special charges incurred due to the consignee. These are estimates and additional charges are the responsibility of the Dealer.

LTL shipments are dock-to-dock at Dealer's expense. Any special delivery considerations are the responsibility of the consignee. This includes any accessorial charges billed by the carrier. LTL shipments may also be subject to a packaging surcharge.

Delivery dates are the responsibility of the carrier unless otherwise agreed to between Artcobell Corporation and the consignee. No expenses will be incurred by Artcobell Corporation for missed delivery appointments. Delivery scheduling is to be handled between the dealer and the carrier. All expenses incurred due to detention or other factors, caused by the consignee, shall be the responsibility of the dealer. If the delivery location is not ready for receipt of a shipment, all charges incurred by the freight company will be passed on to the dealer. If the shipment returns to Artcobell Corporation, the costs for handling and restocking will be billed back to the dealer, along with an administrative fee of 5% of the order total.

Dealer arranged van shipments will be assessed a service fee of \$150.

If a "live load" appointment is missed by more than 2 hours or the driver arrives after 2:00pm, a missed appointment fee of \$250 will be assessed to the Dealer. The carrier will not be guaranteed immediate attention if a live load appointment is missed, and the load may need to be rescheduled. Shipments outside of the continental U.S. are to be pre-arranged by the dealer.

Shipment Damages: Artcobell will not be responsible for freight damage on prepaid shipments when items are shipped via small parcel (USPS, UPS, Fed Ex, etc.).

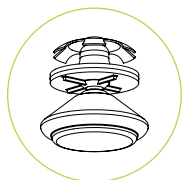
Any freight damage, truckload or LTL, MUST be notated on the POD (proof of delivery) or reported within 5 days of delivery in order to qualify for a no cost replacement from Artcobell. All shipments should be carefully inspected at the time of delivery by the consignee. Any damages are to be noted on the bill of lading at the time of delivery. Concealed damage must be reported within 15 days of receipt of shipment. Damaged freight must be held at the point of delivery, along with original packaging to be considered for a claim. Digital photos are required and will speed up the claims process. Shipments left unopened for a period of more than 15 days will not be considered for claim or replacement. Shipment liability ceases after 15 days of delivery.

Shipment Shortages: Shortages not reported within 15 days of shipment receipt will not be honored for a claim. Shortages must be noted on the bill of lading at the time of delivery and reported to Artcobell within 15 days for consideration. Claims for shortages will not be approved if ABC has a "scan sheet" confirming all products were loaded.

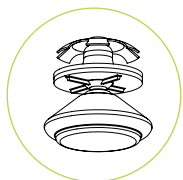
Dealer's and User's Care and Use Instructions: Products are to be used for their intended purpose and inspected on a regular basis to avoid structural failures and possible injury. Inspections are to include verifying there are no loose or missing screws, rivets, or other fasteners. Products are to be inspected for cracks, fatigue, or broken welds. Products that have adjustability are to be inspected to ensure the fasteners are installed and adjusted properly. Any product showing signs of damage or improper adjustment must be removed from service immediately and notice must be promptly provided to ABC and the furnishing dealer. Repairs are to be made with factory authorized parts and methods.

Other: Questions about invoices must be communicated to ABC within 15 days of the invoice date. These Terms and Conditions may be changed by ABC without notice and are the only terms and conditions which apply to ABC's products. These Terms and Conditions are governed by Texas law, without regard to its conflicts of laws provisions. In the event of a dispute, the non-prevailing party will pay the prevailing party's reasonable attorneys' fees.

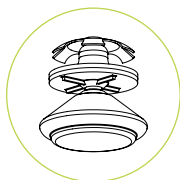
* Product line, prices, discounts, payment terms, and other terms and conditions applicable to the sale of products to the Dealer are subject to change by Artcobell without notice.



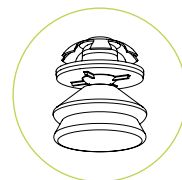
Nylon (3)
All purpose nylon swivel glide
Rounded leading edge
VCT, Vinyl, Tile or Carpet flooring



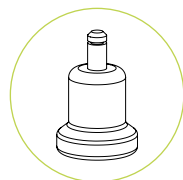
Steel (1)
All purpose steel swivel glide
Best glide for carpeted surfaces



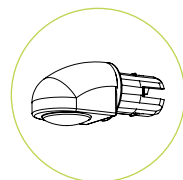
Non Skid (2)
All purpose non-skid swivel glide
Not for use on carpeted surfaces



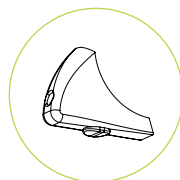
Felt (F)
All purpose felt swivel glide
VCT, Vinyl, Tile or Wood.
Glide cap can be changed out in seconds



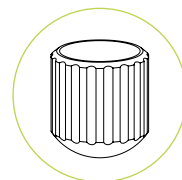
Bell Glide (B)
For use on 5-star task and
Stool bases. Nylon base



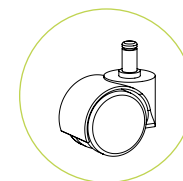
Cantilever Toe Glide
Select from nylon (3), Steel (1)
Felt (F) or Non-skid (2) button
Glide inserts.



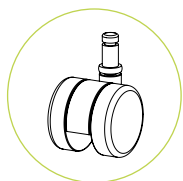
Cantilever Heel Glide
Select from nylon (3), Steel (1)
Felt (F) or Non-skid (2) button
Glide inserts.



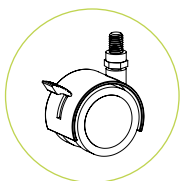
Boot Glide ()**
Non-Skid Rubber
Available in Multiple Colors
VCT, Vinyl or Tile



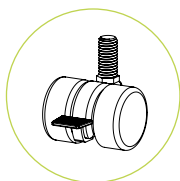
Hard Wheel (H)
50mm Dual Hard Wheel
7/16 x 7/8 brass grip ring



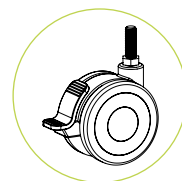
Hard Wheel
50mm Dual Hard Wheel
7/16 x 7/8 brass grip ring
Discover and Uniflex
4-Leg Chairs



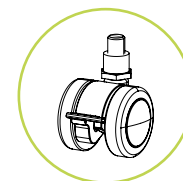
TA-CPS4
50mm Dual Soft Wheel
Locking Caster
3/8" - 16 x 1"
Threaded Stem



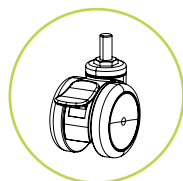
TA-CPS37T4
37 mm Dual Wheel Caster
3/8" - 16 x 1"
Threaded Stem



TA-CPTD3
75mm Locking Caster
3/8" - 16 x 1"
Threaded Stem



TA-CPMS50T4
50mm Locking Caster
3/8" - 16 x 1"
Threaded Stem



TA-CPMS75T4
75mm Locking Caster
3/8" - 16 x 1"
Threaded Stem

REFER TO SPECIFIC PRODUCT PAGES FOR GLIDE AVAILABILITY BY MODEL.

NOTE ON GLIDES & FLOOR MAINTENANCE

Our research shows that no single solution can provide optimum performance across all floor types and conditions. Overall performance is based upon the type of flooring, preventative floor maintenance program and glide design & material selection. Highly textured flooring and/or floors with enhanced wear resistant layers can negatively impact glide wear and floor surface. To maximize the performance of your furniture glides, floors must be properly prepared, and maintained. Soil, grit and the wrong polish can make a floor susceptible to damage regardless of the glides used on your furniture. Your flooring installer and/or manufacturer can provide specific guidelines on floor maintenance and precautions.

SOFT SEATING

The latest entry into the Artcobell line focuses on COMFORT and FLEXIBILITY. Clever upholstered shapes, available in easy care fabrics and vinyl, are designed to mix and match in any space. Our sleek new lounge pieces - sofa, love seat and chair - provide good looks and practicality to more public areas and offices.

STATEMENT OF LINE – 7

SQUARE – 10

ROUND ROCKER – 10

ROUND – 11

CRESCENT – 11

ARCS – 11

2-STEP – 12

3-STEP – 12

OTTOMAN – 12

BENCHES – 13

LEGS/CASTERS – 13

SNUGSACKS – 14

PIXEL + SPOT – 14

BARREL + BARREL SLANT – 15

PADS – 16

WEDGE – 16

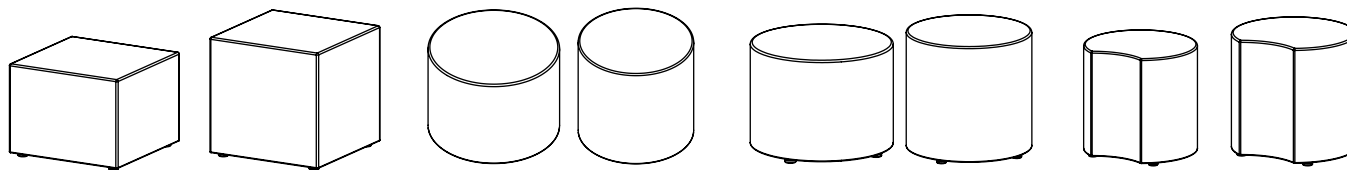
CUBE – 16

LOUNGE CHAIR + SOFA – 17

STATEMENT OF LINE

SOFT SEATING

CIRCLES + SQUARES



SS-SQ14

SS-SQ18

SS-RR14

SS-RR18

SS-RD14

SS-RD18

SS-CR14

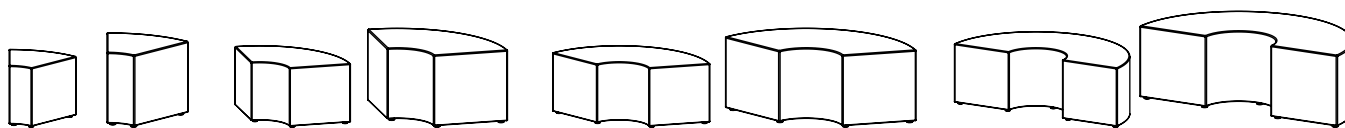
SS-CR18

Square

Round Rocker

Round

Crescent



SS-R814

SS-R818

SS-R414

SS-R418

SS-R314

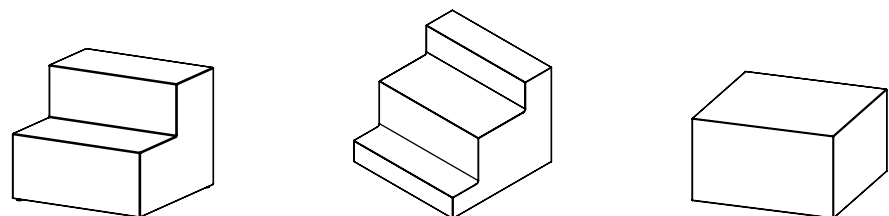
SS-R318

SS-R214

SS-R218

Arcs

BENCHES



SS-ST230

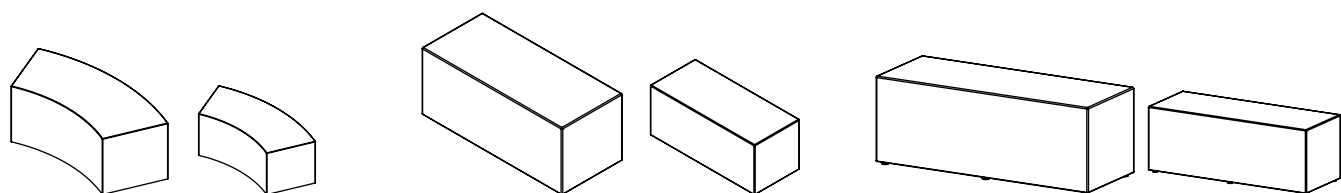
SS-ST330

SS-SQ3818

2-STEP

3-STEP

Ottoman | 38" Square



SS-BC18

SS-BC14

SS-RC1842

SS-RC1442

SS-RC1848

SS-RC1448

Curved Bench

Rectangle Bench

STATEMENT OF LINE

SOFT SEATING

FLOORWORK



SS-BBR3

SnugSacks



SS-BBR4



ASPOT16

Spot

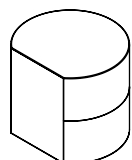


ASPXL16.4

Pixel

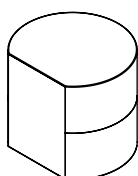


ASPXL16.R

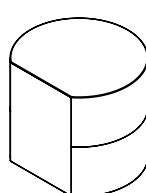


SS-BA12

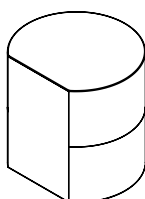
Barrel



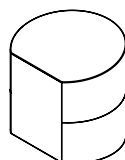
SS-BA14



SS-BA16

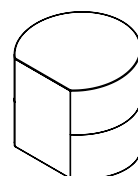


SS-BA18

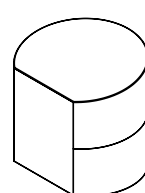


SS-BAS12

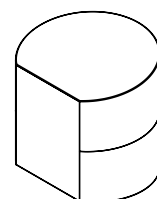
Barrel Slant



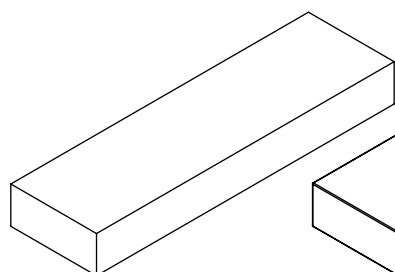
SS-BAS14



SS-BAS16

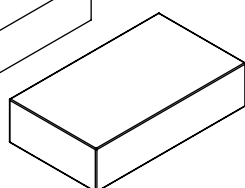


SS-BAS18

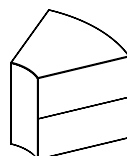


SS-RP4814

Pad

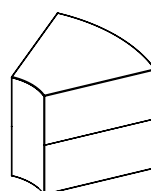


SS-RP2414

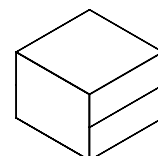


SS-PR814

Wedge

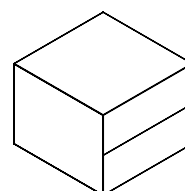


SS-PR818




SS-PSQ14

Cube




SS-PSQ18

LOUNGE

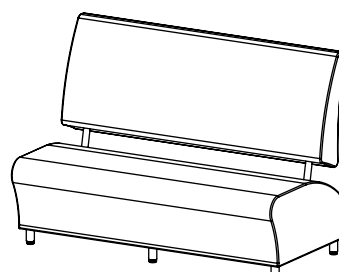


SS-SB24

Lounge































SS-SB48



SS-SB60

Standard Soft Seating Colors - Silvertex® Vinyl

**Acid**
S01**Basil**
S02**Bazaar**
S03**Blackberry**
S04**Borscht**
S05**Bottle**
S06**Bronze**
S07**Carbon**
S08**Celery**
S09**Champagne**
S10**Chestnut**
S11**Cream**
S12**Crème De Menthe**
S13**Ice**
S14**Imperial**
S15**Jet**
S16**Lagoon**
S17**Limoncello**
S18**Luggage**
S19**Mandarin**
S20**Marine**
S21**Marsh**
S22**Meteor**
S23**Mocha**
S24**Neutra**
S25**Peat**
S26**Plata**
S27**Poppy**
S28**Raspberry**
S29**Sage**
S30**Sapphire**
S31**Sterling**
S32**Storm**
S33**Taupe**
S34**Turquoise**
S35**Umber**
S36**Zest**
S37

Additional vinyl may be available through Spradling as special orders:

- Silvertex Neo <https://spradlingvinyl.com/product/stx-8820-basil/>
- Edgeline <https://spradlingvinyl.com/product/edg-1854-emerald/>
- Genero <https://spradlingvinyl.com/product/gen-1914-terrain/>
- Maglia <https://spradlingvinyl.com/product/mag-1968-thunder/>

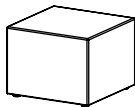
Email Cindy Hawkins (chawkins@artcobell.com) for pricing and lead times.

Due to pattern scale and color variations in computer monitors and printers, we strongly suggest you view actual samples before making surface material selections.

Square

Application & Specification Rules

- > Always ships fully cartoned
- > Core constructed of durable foam with wood base
- > Other fabrics priced as specials. Call for quote.
- > Silvertex colors are stocked and priced as standard.
- > Dual-tone fabrics available. Call for quote.
- > Standard with nylon glides; 3" legs and casters available separately on page 13



Model	Description	Units Per Ctn	Cubes Each	Lbs Each	List Price Each	Number of Legs Required
SS-SQ14	18"w x 18"d x 14"h	1	4.3	16.0	\$538	4
SS-SQ18	18"w x 18"d x 18"h	1	4.3	20.0	\$626	4

Model Builder

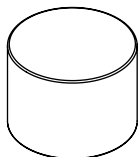
Model	1st Option Fabric Color
	See page 9
SS-SQ18	S08

Model Example: SS-SQ18.S08

Round Rocker

Application & Specification Rules

- > Always ships fully cartoned
- > Core constructed of durable foam with polyurethane base
- > Other fabrics priced as specials. Call for quote.
- > Silvertex colors are stocked and priced as standard.
- > Dual-tone fabrics available. Call for quote.



Model	Description	Units Per Ctn	Cubes Each	Lbs Each	List Price Each
SS-RR14	Round 18" diameter x 14"h	1	4.3	15.6	\$538
SS-RR18	Round 18" diameter x 18"h	1	4.3	19.6	\$617

Model Builder

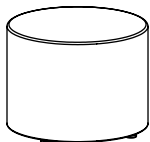
Model	1st Option Fabric Color
	See page 9
SS-RR18	S08

Model Example: SS-RR18.S08

Round

Application & Specification Rules

- > Always ships fully cartoned
- > Core constructed of durable foam with wood base
- > Other fabrics priced as specials. Call for quote.
- > Silvertex colors are stocked and priced as standard.
- > Dual-tone fabrics available. Call for quote.
- > Standard with nylon glides; 3" legs and casters available separately on page 13



Model	Description	Units Per Ctn	Cubes Each	Lbs Each	List Price Each	Number of Legs Required
SS-RD14	Round 18" diameter x 14"h	1	4.3	13.6	\$486	4
SS-RD18	Round 18" diameter x 18"h	1	4.3	17.6	\$568	4

Model Builder

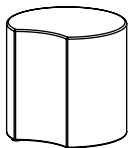
Model	.	1st Option Fabric Color
		See page 9
SS-RD18	.	S08

Model Example: SS-RD18.S08

Crescent

Application & Specification Rules

- > Always ships fully cartoned
- > Core constructed of durable foam with wood base
- > Other fabrics priced as specials. Call for quote.
- > Silvertex colors are stocked and priced as standard.
- > Dual-tone fabrics available. Call for quote.
- > Standard with nylon glides; 3" legs and casters available separately on page 13



Model	Description	Units Per Ctn	Cubes Each	Lbs Each	List Price Each	Number of Legs Required
SS-CR14	18" diameter x 14"h	1	4.3	13.6	\$486	4
SS-CR18	18" diameter x 18"h	1	4.3	17.6	\$568	4

Model Builder

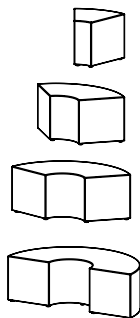
Model	.	1st Option Fabric Color
		See page 9
SS-CR18	.	S08

Model Example: SS-CR18.S08

Arcs

Application & Specification Rules

- > Always ships fully cartoned
- > Core constructed of durable foam with wood base
- > Other fabrics priced as specials. Call for quote.
- > Silvertex colors are stocked and priced as standard.
- > Dual-tone fabrics available. Call for quote.
- > Standard with nylon glides; 3" legs and casters available separately on page 13



Model	Description	Units Per Ctn	Cubes Each	Lbs Each	List Price Each	Number of Legs Required
SS-R814	1/8 Circle 21"w x 19"d x 14"h	1	4.3	15.3	\$605	4
SS-R818	1/8 Circle 21"w x 19"d x 18"h	1	4.3	15.6	\$618	4
SS-R414	1/4 Circle 38"w x 21"d x 14"h	1	10.1	22.3	\$860	5
SS-R418	1/4 Circle 38"w x 21"d x 18"h	1	10.1	23.0	\$898	5
SS-R314	1/3 Circle 47"w x 23"d x 14"h	1	13.7	42.0	\$1,209	6
SS-R318	1/3 Circle 47"w x 23"d x 18"h	1	13.7	43.0	\$1,250	6
SS-R214	1/2 Circle 54"w x 27"d x 14"h	1	18.1	46.7	\$1,631	8
SS-R218	1/2 Circle 54"w x 27"d x 18"h	1	18.1	48.0	\$1,686	8

Model Builder

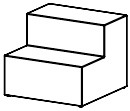
Model	.	1st Option Fabric Color
		See page 9
SS-R818	.	S08

Model Example: SS-R818.S08

2-STEP

Application & Specification Rules

- > Always ships fully cartoned
- > Core constructed of durable foam with wood base
- > Other fabrics priced as specials. Call for quote.
- > Silvertex colors are stocked and priced as standard.
- > Dual-tone fabrics available. Call for quote.
- > Standard with nylon glides; 3" legs and casters available separately on page 13



Model	Description	Units Per Ctn	Cubes Each	Lbs Each	List Price Each	Number of Legs Required
SS-ST230	38"w x 38"d x 32"h	1	30.5	76.0	\$2,426	4

Model Builder

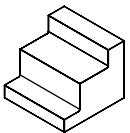
Model	1st Option Fabric Color
	See page 9
SS-ST230	S08

Model Example: SS-ST230.S08

3-STEP

Application & Specification Rules

- > Always ships fully cartoned
- > Core constructed of durable foam with wood base
- > Other fabrics priced as specials. Call for quote.
- > Silvertex colors are stocked and priced as standard.
- > Dual-tone fabrics available. Call for quote.
- > Standard with nylon glides; 3" legs and casters available separately on page 13



Model	Description	Units Per Ctn	Cubes Each	Lbs Each	List Price Each	Number of Legs Required
SS-ST330	38"w x 38"d x 32"h	1	30.5	76.0	\$2,740	4

Model Builder

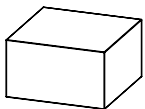
Model	1st Option Fabric Color
	See page 9
SS-ST330	S08

Model Example: SS-ST330.S08

Ottoman | 38" Square

Application & Specification Rules

- > Always ships fully cartoned
- > Core constructed of durable foam with wood base
- > Dual-tone fabrics available. Call for quote.
- > Silvertex colors are stocked and priced as standard. Other fabrics priced as specials. Call for quote.
- > Works with 2-Step and 3-Step as a corner unit
- > Standard with nylon glides; 3" legs and casters available separately on page 13



Model	Description	Units Per Ctn	Cubes Each	Lbs Each	List Price Each	Number of Legs Required
SS-SQ3818	38"w x 38"d x 18"h	1	16.7	67.0	\$1,985	4

Model Builder

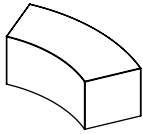
Model	1st Option Fabric Color
	See page 9
SS-SQ3818	S08

Model Example: SS-SQ3818.S08

Curved Bench

Application & Specification Rules

- > Always ships fully cartoned
- > Core constructed of durable foam with wood base
- > 45-degree radius works with Single-Face Radius Mobile Shelf ASFVSC-1742
- > Silvertex colors are stocked and priced as standard. Other fabrics priced as specials. Call for quote.
- > Dual-tone fabrics available. Call for quote.
- > Standard with nylon glides; 3" legs and casters available separately on page 13



Model	Description	Units Per Ctn	Cubes Each	Lbs Each	List Price Each	Number of Legs Required
SS-BC14	14"h x 18"d	1	14.7	39.0	\$1,373	8
SS-BC18	18"h x 18"d	1	14.7	40.0	\$1,428	8

Model Builder

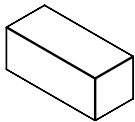
Model	1st Option Fabric Color
	See page 9
SS-BC18	S08

Model Example: SS-BC18.S08

Rectangle Bench

Application & Specification Rules

- > Always ships fully cartoned
- > Core constructed of durable foam with wood base
- > Works with Single-Face Mobile Shelf ASFVS-1742
- > Silvertex colors are stocked and priced as standard. Other fabrics priced as specials. Call for quote.
- > Dual-tone fabrics available. Call for quote.
- > Standard with nylon glides; 3" legs and casters available separately on page 13



Model	Description	Units Per Ctn	Cubes Each	Lbs Each	List Price Each	Number of Legs Required
SS-RC1442	42"w x 18"d x 14"h	1	9.9	29.0	\$1,022	6
SS-RC1842	42"w x 18"d x 18"h	1	9.9	30.0	\$1,055	6
SS-RC1448	48"w x 18"d x 14"h	1	11.0	32.8	\$1,077	6
SS-RC1848	48"w x 18"d x 18"h	1	11.0	33.0	\$1,110	6

Model Builder

Model	1st Option Fabric Color
	See page 9
SS-RC1842	S08

Model Example: SS-RC1842.S08

Caster Pack

Application & Specification Rules

- > 37mm caster works with Soft Seating models with glides
- > Adds 1" to overall height
- > Standard in black
- > Single pack; note number of legs required by model

Model	Description	Units Per Ctn	Cubes Each	Lbs Each	List Price Each
SSA-CPS.37T1	37mm caster, adds 1" to height	1-Caster	0.1	0.4	\$19

Soft Seating Leg

Application & Specification Rules

- > 3" titanium finish leg works with Soft Seating models with glides
- > Adds 2.5" to overall height
- > Standard in titanium
- > Single pack; note number of legs required by model

Model	Description	Units Per Ctn	Cubes Each	Lbs Each	List Price Each
SSA-LPS3T1.4	3" leg, Titanium, adds 2.5" to height	1-Leg	0.1	0.4	\$52



SnugSacks

Application & Specification Rules

- > Always ships fully cartoned
- > Core constructed of vacuum-packed, shredded foam
- > Specify cover fabric
- > Silvertex colors are stocked and priced as standard.
- > Other fabrics priced as specials. Call for quote.



Model	Description	Units Per Ctn	Cubes Each	Lbs Each	List Price Each
SS-BBR3	36" diameter x 18" h	1	3	24	\$1,016
SS-BBR4	48" diameter x 24" h	1	4.4	33.0	\$1,168

Model Builder

Model	.	1st Option Fabric Color
		See page 9
SS-BBR3	.	S08

Model Example: SS-BBR.S08

Pixel

Application & Specification Rules

- > Always ships fully cartoned, two units per carton
- > Available with two base options: fixed glides (4) or rocker (R) bottom
- > Other fabrics priced as specials. Call for quote.
- > Core constructed of durable foam and wood
- > Silvertex colors are stocked and priced as standard.
- > Single pack cartons available; per unit \$5 NET charge



Model	Description	Dimensions	Units Per Ctn	Cubes Each	Lbs Each	List Price Each
ASPXL16.4	Pixel, Fixed Glide Base	16" diameter x 4" high	2	1	8.0	\$272
ASPXL16.R	Pixel, Rocker Base	16" diameter x 4" high	2	1	8.0	\$356

Model Builder

Model	1st Option Fabric Color
	See page 9
ASPXL16.4	S08

Model Example: ASPXL16.4.S08

Spots

Application & Specification Rules

- > Always ships fully cartoned, 3 units per carton. Must be ordered in increments of 3
- > Single pack cartons available; per unit \$5 NET charge
- > Other fabrics priced as specials. Call for quote.
- > Core constructed of durable foam
- > Silvertex colors are stocked and priced as standard.



Model	Description	Dimensions	Units Per Ctn	Cubes Each	Lbs Each	List Price Each
ASPOT16	Padded floor seat	16" diameter; 3" height	3	0.6	1.6	\$205

Model Builder

Model	1st Option Fabric Color
	See page 9
ASPOT16	S08

Model Example: ASPOT16.S08

Wire Pixel Caddy

Application & Specification Rules

- > Wire caddy on casters
- > Holds 10 ASPOT16 or 8 ASPXL16 units
- > Titanium finish

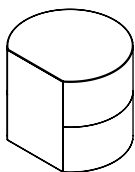


Model	Description	Units Per Ctn	Cubes Each	Lbs Each	List Price Each
ASPXLCAD.H.4	18" diameter x 33"h	1	6.4	15.3	\$570

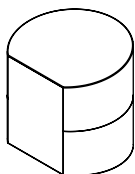
Barrel + Barrel Slant

Application & Specification Rules

- > Always ships fully cartoned
- > Core constructed of durable foam
- > Other fabrics priced as specials. Call for quote.
- > Silvertex colors are stocked and priced as standard.
- > Dual-tone fabrics available. Call for quote.
- > Barrel Slant features 10-degree slant on both ends.



Model	Description	Units Per Ctn	Cubes Each	Lbs Each	List Price Each
Barrel					
SS-BA12	Barrel 16" diameter x 12" height	1	4.3	6.0	\$477
SS-BA14	Barrel 16" diameter x 14" height	1	4.3	7.0	\$483
SS-BA16	Barrel 16" diameter x 16" height	1	4.3	8.0	\$523
SS-BA18	Barrel 16" diameter x 18" height	1	4.3	9.0	\$552



Barrel Slant					
SS-BAS12	Barrel Slant 16" diameter x 12" height	1	4.3	6.0	\$477
SS-BAS14	Barrel Slant 16" diameter x 14" height	1	4.3	7.0	\$483
SS-BAS16	Barrel Slant 16" diameter x 16" height	1	4.3	8.0	\$523
SS-BAS18	Barrel Slant 16" diameter x 18" height	1	4.3	9.0	\$552

Model Builder

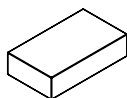
Model	1st Option Fabric Color
	See page 9
SS-BA12	S08

Model Example: SS-BA12.S08

Rectangle Pad

Application & Specification Rules

- > Always ships fully cartoned
- > Core constructed of durable foam
- > Specify cover fabric
- > Silvertex colors are stocked and priced as standard.
- > Other fabrics priced as specials. Call for quote.



Model	Description	Seat Height	Units Per Ctn	Cubes Each	Lbs Each	List Price Each
SS-RP2414	24"w x 14"d	6"	1	2.0	3.0	\$384
SS-RP4814	48"w x 14"d	6"	1	3.9	6.0	\$539

Model Builder

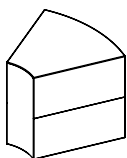
Model	1st Option Fabric Color
	See page 9
SS-RP4814	S08

Model Example: SS-RP4814.S08

Wedge

Application & Specification Rules

- > Always ships fully cartoned
- > Other fabrics priced as specials. Call for quote.
- > Dual-tone fabrics available. Call for quote.
- > Core constructed of durable foam
- > Silvertex colors are stocked and priced as standard.



Model	Description	Units Per Ctn	Cubes Each	Lbs Each	List Price Each
SS-PR814	1/8" Circle 20"w x 19"d x 14"h	1	4.3	9.0	\$579
SS-PR818	1/8" Circle, 20"w x 19"d x 18"h	1	4.3	11.0	\$634

Model Builder

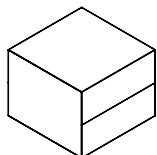
Model	1st Option Fabric Color
	See page 9
SS-PR814	S08

Model Example: SS-PR814.S08

Cube

Application & Specification Rules

- > Always ships fully cartoned
- > Other fabrics priced as specials. Call for quote.
- > Dual-tone fabrics available. Call for quote.
- > Core constructed of durable foam
- > Silvertex colors are stocked and priced as standard.



Model	Description	Units Per Ctn	Cubes Each	Lbs Each	List Price Each
SS-PSQ14	18"w x 18"d x 14"h	1	4.3	10.0	\$533
SS-PSQ18	18"w x 18"d x 18"h	1	4.3	12.0	\$602

Model Builder

Model	1st Option Fabric Color
	See page 9
SS-PSQ14	S08

Model Example: SS-PSQ14.S08

Application & Specification Rules


- > Always ships fully cartoned
- > Other fabrics priced as specials. Call for quote.
- > Dual-tone fabrics available. Call for quote.
- > Frame constructed of steel and wood with high density foam wrap
- > Silvertex colors are stocked and priced as standard.



Model	Description	Dimensions	Units Per Ctn	Cubes Each	Lbs Each	List Price Each
SS-SB24	Lounge Chair	42"h x 24" w x 30"d	1	14.0	57.5	\$1,344



SS-SB48	Lounge 48" Sofa	42"h x 48" w x 30"d	1	27.4	97.5	\$2,101
---------	-----------------	---------------------	---	------	------	---------



SS-SB60	Lounge 60" Sofa	42"h x 60"w x 30"d	1	33.1	115.0	\$2,689
---------	-----------------	--------------------	---	------	-------	---------

Model Builder

Model	1st Option Fabric Color
	See page 9
SS-SB24	S08

Model Example: SS-SB24.S08

SEATING

Seating that fits! Shape, size and posture support are effortlessly blended into a variety of ergonomic designs. Stay comfortable, alert and engaged anywhere.

STATEMENT OF LINE – 20

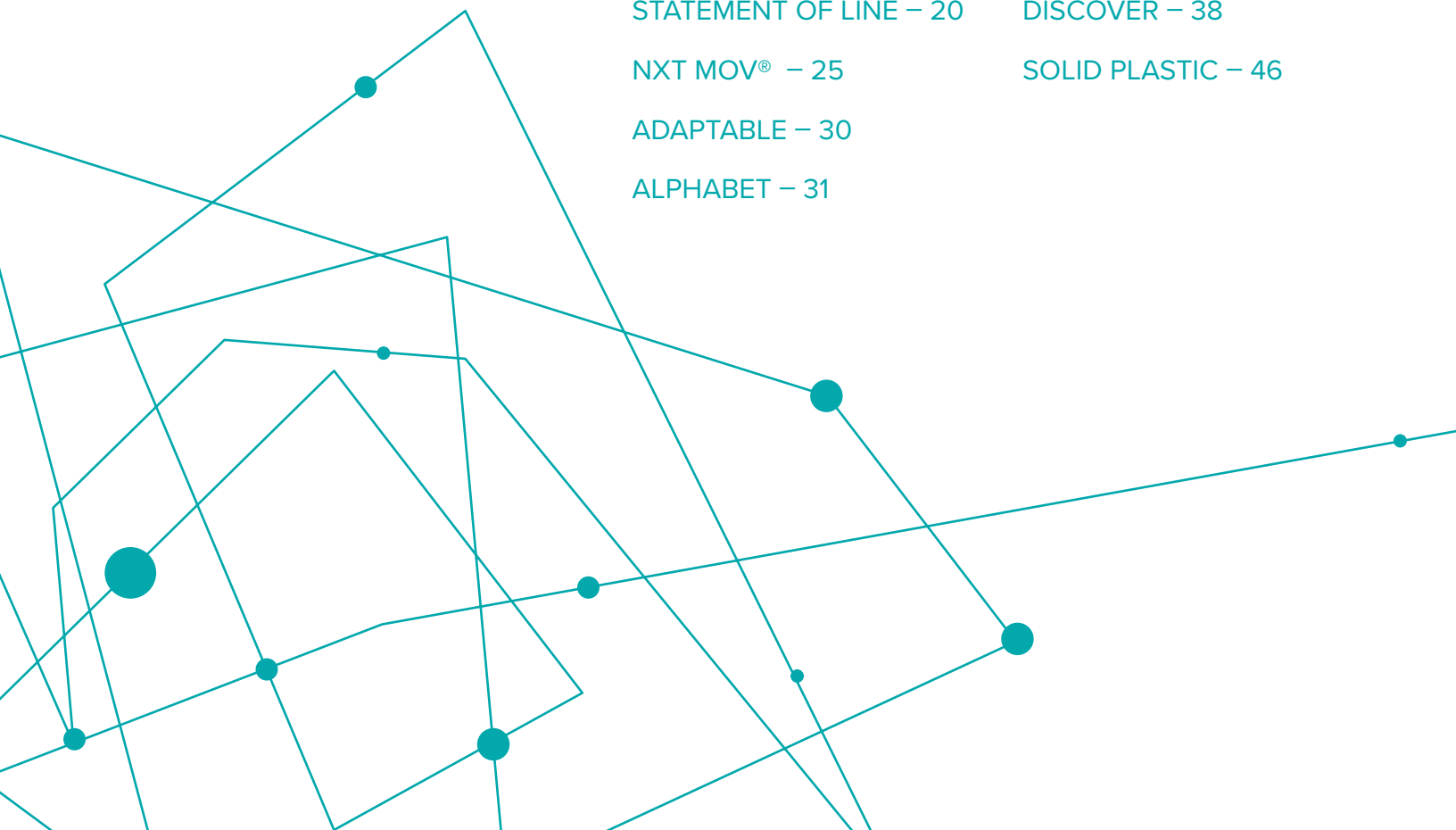
NXT MOV® – 25

ADAPTABLE – 30

ALPHABET – 31

DISCOVER – 38

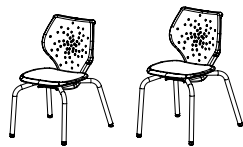
SOLID PLASTIC – 46



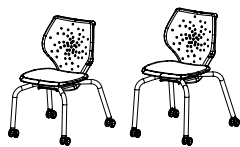
STATEMENT OF LINE

SEATING

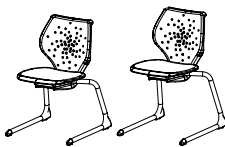
NXT MOV® SEATING



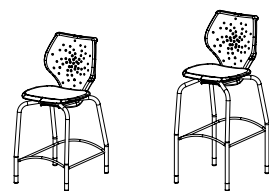
MS4L16 MS4L18
Four Leg Chair



MS4C16 MS4C18
Four Leg Caster Chair



MSCL16 MSCL18
Cantilever Chair



MS4ST24 MS4ST30
Four Leg Stool

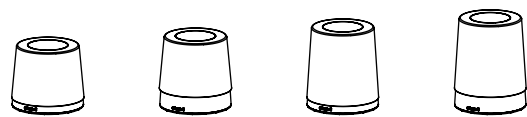


MSTA18
Task Chair



MSST18
Swivel Stool

ADAPTABLE SEATING



ASMOV14 ASMOV16 ASMOV18 ASMOV20
MOV Stool

STATEMENT OF LINE

SEATING

ALPHABET SEATING



AS4L12

AS4L14

AS4L16

AS4L18

AS4LB18

AS4L06

Four Leg Chair

Four Leg w/Book Rack

FLOT Four Leg Chair



AS4C16

AS4C18

AS4CB18

AS4R14

AS4R16

AS4R18

ASSL16

ASSL18

Four Leg Caster Chair

**Four Leg Caster
w/Book Rack**

Rocker

Sled Chair

ALPHABET SEATING



ASCL12

ASCL14

ASCL16

ASCL18

AS4ST24

AS4ST30

ASTA18

ASST18

Cantilever Chair

Four Leg Stool

Task Chair

Swivel Stool

DISCOVER SEATING



D10D

D10C

D10B

D10A

D10X

D16A

D16X

D109

D15A

Four Leg Stacking Chair

**Four Leg Stacking
Caster Chair**

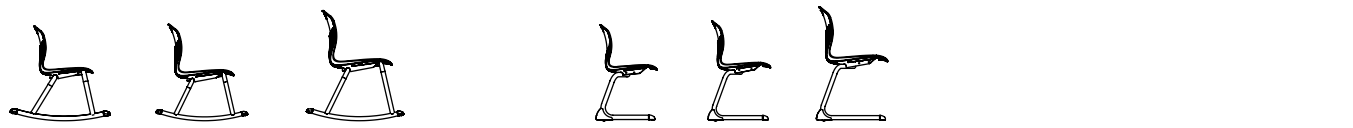
Music Chair

**Four Leg
w/Book Rack**

STATEMENT OF LINE

SEATING

DISCOVER SEATING



D1RC

D1RB

D1RA

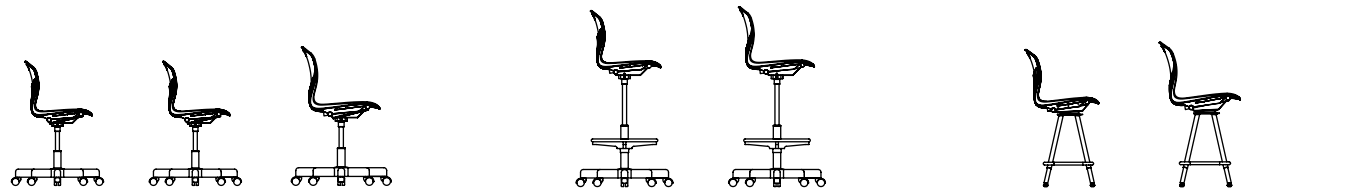
Rocker

D30C

D30B

D30A

Cantilever Chair



DP9B

DP9A

DP9X

Task Chair

DL9A

DL9X

Swivel Stool

D99A

D99X

Four Leg Swivel Stool



0801

0802

Four Leg Stool

DP08

Mobile Stool

SOLID PLASTIC SEATING




X105


X107

Four Leg Stacking Chair


Poly Colors




Apple Green
9E




Azure
Z




Blueberry
9H




Clover
DG




Graphite
G




Navy Indigo
M



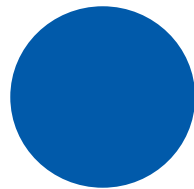
Onyx
D




Purple Iris
93




Reef
DT




Royal Blue
9B




Ruby Red
V




Squash
9L




Sunset Orange
9S



Taupe
T




Titanium
TN



Maroon
MN


Metal Frames




Titanium
4



Chrome
5




Black
7



White
W

Shell colors may vary from batch to batch and over time due to natural variations in manufacturing process. Due to pattern scale and color variations in computer monitors and printers, we strongly suggest you view actual samples before making surface material selections.


Adaptable Seating Poly Colors



Apple Green
9E



Azure
Z



Onyx
D



Ruby Red
V



Sunset Orange
9S



Titanium
TN

Shell colors may vary from batch to batch and over time due to natural variations in manufacturing process. Due to pattern scale and color variations in computer monitors and printers, we strongly suggest you view actual samples before making surface material selections.

Application & Specification Rules

- > Always ships fully cartoned
- > Order in multiples of 4 (full carton quantity)
- > Chairs stack five (5) high
- > Single pack cartons available; per unit \$5 NET charge
- > Specify seat and back separately



Model	Description	Seat Height	Units Per Ctn	Cubes Each	Lbs Each	List Price Each	List Price Each Premium 2-Tone
MS4L16	Poly Shell	16"	4	3.8	17.5	\$262	\$288
MS4L18	Poly Shell	18"	4	3.8	18.5	\$262	\$288

Model Builder

Model	•	1st Option Glide	•	2nd Option Frame Color	•	3rd Option Seat Color	•	4th Option Back Color
		Nylon (3) \$0 Steel (1) \$0 Non-Skid (2) \$9 Felt (F) \$10 Boot Indigo (M) \$10 Onyx (D) \$10 Graphite (G) \$10 Ruby Red (V) \$10 Q-Ball (7) \$10		Chrome (5) \$0 Titanium (4) \$0 Black (7) \$0 White (W) \$26		See page 23		See page 23
MS4L16	•	3	•	4	•	M	•	M

Model Example: MS4L16.3.4.M.M

Please note standard quantities for all seating products. There is a \$5/unit net carton fee for less-than-carton quantity orders.

Application & Specification Rules

- > Always ships fully cartoned
- > Order in multiples of 4 (full carton quantity)
- > Single pack cartons available; per unit \$5 NET charge
- > Specify seat and back separately
- > Chairs stack five (5) high
- > Standard with upgraded caster



Model	Description	Seat Height	Units Per Ctn	Cubes Each	Lbs Each	List Price Each	List Price Each Premium 2-Tone
MS4C16	Poly Shell	16"	4	3.8	18.7	\$342	\$377
MS4C18	Poly Shell	18"	4	3.8	19.2	\$342	\$377

Model Builder

Model	•	1st Option Glide	•	2nd Option Frame Color	•	3rd Option Seat Color	•	4th Option Back Color
		NXT MOV Caster (C) \$0		Chrome (5) \$0 Titanium (4) \$0 Black (7) \$0 White (W) \$26		See page 23		See page 23
MS4C16	.	C	.	4	.	9E	.	9E

Model Example: MS4C16.C.4.9E.9E

Please note standard quantities for all seating products. There is a \$5/unit net carton fee for less-than-carton quantity orders.

Application & Specification Rules

- > Always ships fully cartoned
- > Order in multiples of 4 (full carton quantity)
- > Chairs stack five (5) high
- > Single pack cartons available; per unit \$5 NET charge
- > Specify seat and back separately



Model	Description	Seat Height	Units Per Ctn	Cubes Each	Lbs Each	List Price Each	List Price Each Premium 2-Tone
MSCL16	Poly Shell	16"	4	3.8	21	\$342	\$377
MSCL18	Poly Shell	18"	4	3.8	21.6	\$342	\$377

Model Builder

Model	•	1st Option Glide	•	2nd Option Frame Color	•	3rd Option Seat Color	•	4th Option Back Color
		Nylon (3) \$0 Steel (1) \$0 Non-Skid (2) \$10 Felt (F) \$10		Chrome (5) \$0 Titanium (4) \$0 Black (7) \$0 White (W) \$26		See page 23		See page 23
MSCL18	.	3	.	5	.	M	.	M

Model Example: MSCL18.3.5.M.M

Please note standard quantities for all seating products. There is a \$5/unit net carton fee for less-than-carton quantity orders.

Application & Specification Rules

> Always ships fully cartoned

> Standard with nylon solo glide

> Standard with welded foot rest

> Specify seat and back separately



Model	Description	Seat Height	Units Per Ctn	Cubes Each	Lbs Each	List Price Each	List Price Each Premium 2-Tone
MS4ST24	Poly Shell	24"	1	9	25	\$445	\$490
MS4ST30	Poly Shell	30"	1	11.5	27.0	\$445	\$490

Model Builder

Model	•	1st Option Glide	•	2nd Option Frame Color	•	3rd Option Seat Color	•	4th Option Back Color
		Solo Nylon (P) \$0		Chrome (5) \$0 Titanium (4) \$0 Black (7) \$0 White (W) \$26		See page 23		See page 23
MS4ST24	.	P	.	5	.	M	.	M

Model Example: MS4ST24.P.5.M.M

Please note standard quantities for all seating products. There is a \$5/unit net carton fee for less-than-carton quantity orders.

Application & Specification Rules

- > Always ship fully cartoned, one unit per carton
- > Standard with five-star base with swivel and pneumatic height adjustment
- > Lab stool includes 18" diameter metal foot ring. 10" adjustment range. 8" to 18" from floor.
- > Specify seat and back separately
- > Standard with upgraded caster
- > Black or Titanium base option.



Model	Description	Seat Height	Units Per Ctn	Cubes Each	Lbs Each	List Price Each	List Price Each Premium 2-Tone
Task Chair							
MSTA18	Poly Shell	17" - 22"	1	6.2	28.5	\$457	\$505
Swivel Stool							
MSST18	Poly Shell	23"-33"	1	6.2	33.0	\$543	\$588

Model Builder

Model	•	1st Option Glide/Caster	•	2nd Option Base Color	•	3rd Option Seat Color	•	4th Option Back Color
		NXT MOV Caster (C) \$0 Bell Glide (B) \$0		Titanium (4) Black (7)		See page 23		See page 23
MSTA18	•	C	•	4	•	9E	•	9E

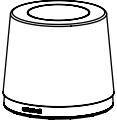
Model Example: MST A18.C.4.9E.9E

Please note standard quantities for all seating products. There is a \$5/unit net carton fee for less-than-carton quantity orders.

MOV Stool

Application & Specification Rules

- > Always ships fully cartoned, one stool per carton
- > Standard convex base design allows controlled movement in all directions
- > Base provides a wider stance for stable and safe seating
- > Base and seat pad utilize a durable non-skid surface
- > Standard with dark grey base, seat pad and lower inner shell
- > Specify outer shell color



Model	Seat Height	Units Per Ctn	Cubes Each	Lbs Each	List Price Each
ASMOV14	14"	1	2.1	10.9	\$342
ASMOV16	16"	1	2.4	11.6	\$342
ASMOV18	18"	1	2.7	13.1	\$365
ASMOV20	20"	1	3.0	13.8	\$365

Model Builder

Model	•	1st Option Shell Color
		Apple Green (9E) \$0
		Azure (Z) \$0
		Onyx (D) \$0
		Ruby Red (V) \$0
		Sunset Orange (9S) \$0
		Titanium (TN) \$0
ASMOV18	•	Z

Model Example: ASMOV18.Z

Application & Specification Rules

- > Always ships fully cartoned
- > Order in multiples of 4 (full carton quantity)
- > Four leg chairs stack four (4) high. FLOT chairs stack five (5) high
- > Single pack cartons available; per unit \$5 NET charge
- > Bookrack chairs must be ordered in multiples of 2 (full carton quantities)
- > Chair with bookrack does not stack.



Model	Description	Seat Height	Units Per Ctn	Cubes Each	Lbs Each	List Price Each
AS4L12	Poly Shell	12"	4	2.6	10.2	\$190
AS4L14	Poly Shell	14"	4	2.6	10.7	\$190
AS4L16	Poly Shell	16"	4	3.8	12.5	\$196
AS4L18	Poly Shell	18"	4	3.8	13.0	\$196
With Bookrack						
AS4LB18	Poly Shell	18"	2	7.0	18.5	\$318
FLOT						
AS4L06	Poly Shell	6"	4	1.2	7.8	\$190

Model Builder

Model	•	1st Option Glide	•	2nd Option Frame Color	•	3rd Option Shell Color
		Nylon (3) \$0 Steel (1) \$0 Non-Skid (2) \$10 Felt (F) \$10 Boot Indigo (M) \$10 Onyx (D) \$10 Graphite (G) \$10 Ruby Red (V) \$10 Q-Ball (7) \$10		Chrome (5) \$0 Titanium (4) \$0 Black (7) \$0 White (W) \$26		See page 23
AS4L16	•	3	•	4	•	M

Model Example: AS4L16.3.4.M

Please note standard quantities for all seating products. There is a \$5/unit net carton fee for less-than-carton quantity orders.

Application & Specification Rules

- > Always ships fully cartoned
- > Order in multiples of 4 (full carton quantity)
- > Bookrack chairs must be ordered in multiples of 2 (full carton quantities)
- > Single pack cartons available; per unit \$5 NET charge
- > Chair with bookrack does not stack.
- > 50mm caster is standard in Black. Upgrade with 50mm NXT MOV caster (see model builder).



Model	Description	Seat Height	Units Per Ctn	Cubes Each	Lbs Each	List Price Each
AS4C14	Poly Shell	14"	4	2.6	10.2	\$249
AS4C16	Poly Shell	16"	4	3.8	13.7	\$255
AS4C18	Poly Shell	18"	4	3.8	14.2	\$255

With Bookrack

AS4CB18	Poly Shell	18"	2	7.0	19.7	\$377
---------	------------	-----	---	-----	------	-------

Model Builder

Model	•	1st Option Caster	•	2nd Option Frame Color	•	3rd Option Shell Color
		Hard Wheel Caster (H) \$0 NXT MOV Caster (C) \$8		Chrome (5) \$0 Titanium (4) \$0 Black (7) \$0 White (W) \$26		See page 23
AS4C16	.	H	.	4	.	9E

Model Example: AS4C16.H.4.9E

Please note standard quantities for all seating products. There is a \$5/unit net carton fee for less-than-carton quantity orders.

Application & Specification Rules

> Always ships fully cartoned

> Chrome frame only



Model	Description	Seat Height	Units Per Ctn	Cubes Each	Lbs Each	List Price Each
AS4R14	Poly Shell	13"	1	7.1	19.2	\$344
AS4R16	Poly Shell	15.5"	1	11.3	21.0	\$347
AS4R18	Poly Shell	17.75"	1	11.3	21.5	\$347

Model Builder

Model	•	1st Option Glide	•	2nd Option Frame Color	•	3rd Option Shell Color
		Nylon (3) \$0		Chrome (5) \$0		See page 23
AS4R18	•	3	•	5	•	M

Model Example: AS4R18.3.5.M

Please note standard quantities for all seating products. There is a \$5/unit net carton fee for less-than-carton quantity orders.

Application & Specification Rules

- > Always ships fully cartoned
- > Order in multiples of 4 (full carton quantity)
- > Chairs stack four (5) high.
- > Single pack cartons available; per unit \$5 NET charge.



Model	Description	Seat Height	Units Per Ctn	Cubes Each	Lbs Each	List Price Each
ASSL16	Poly Shell	16"	4	2.7	15.0	\$337
ASSL18	Poly Shell	18"	4	2.7	15.6	\$337

Model Builder

Model	•	1st Option Glide	•	2nd Option Frame Color	•	3rd Option Shell Color
		Nylon (4) Steel (1)	\$0 \$0	Chrome (5) Titanium (4) Black (7) White (W)	\$0 \$0 \$0 \$26	See page 23
ASSL18	•	4	•	5	•	M

Model Example: ASSL18.3.5.M

Please note standard quantities for all seating products. There is a \$5/unit net carton fee for less-than-carton quantity orders.

Application & Specification Rules

> Always ships fully cartoned

> Order in multiples of 4 (full carton quantity)

> Chairs stack four (4) high

> Single pack cartons available; per unit \$5 NET charge



Model	Description	Seat Height	Units Per Ctn	Cubes Each	Lbs Each	List Price Each
ASCL12	Poly Shell	12"	4	2.9	13.9	\$247
ASCL14	Poly Shell	14"	4	2.9	13.9	\$247
ASCL16	Poly Shell	16"	4	3.8	16.0	\$252
ASCL18	Poly Shell	18"	4	3.8	16.6	\$252

Model Builder

Model	•	1st Option Glide	•	2nd Option Frame Color	•	3rd Option Shell Color
		Nylon (3) \$0 Steel (1) \$0 Felt (F) \$10 Non-Skid (2) \$10		Chrome (5) \$0 Titanium (4) \$0 Black (7) \$0 White (W) \$26		See page 23
ASCL18	•	3	•	5	•	M

Model Example: ASCL18.3.5.M

Please note standard quantities for all seating products. There is a \$5/unit net carton fee for less-than-carton quantity orders.

Application & Specification Rules

> Always ships fully cartoned

> Standard with nylon solo glide

> Standard with welded foot rest



Model	Description	Seat Height	Units Per Ctn	Cubes Each	Lbs Each	List Price Each
AS4ST24	Poly Shell	24"	1	9.0	20.0	\$323
AS4ST30	Poly Shell	30"	1	11.5	22.0	\$330

Model Builder

Model	•	1st Option Glide	•	2nd Option Frame Color	•	3rd Option Shell Color
		Solo Nylon (P) \$0		Chrome (5) \$0 Titanium (4) \$0 Black (7) \$0 White (W) \$26		See page 23
AS4ST24	.	P	.	5	.	M

Model Example: AS4ST24.P.5.M

Please note standard quantities for all seating products. There is a \$5/unit net carton fee for less-than-carton quantity orders.

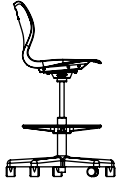
Application & Specification Rules

> Always ship fully cartoned, one unit per carton

> Standard with Black five-star base with swivel and pneumatic height adjustment

> Lab stool includes 18" diameter metal foot ring. 10" adjustment range. 8" to 18" from floor.

> Optional Titanium base available



Model	Description	Seat Height	Units Per Ctn	Cubes Each	Lbs Each	List Price Each
Task Chair						
ASTA18	Poly Shell	16" - 21"	1	6.2	23.5	\$362
Swivel Stool						
ASST18	Poly Shell	22" - 32"	1	6.2	28.0	\$424

Model Builder

Model	•	1st Option Glide/Caster	•	2nd Option Base Color	•	3rd Option Shell Color
		Hard Wheel Caster (H) \$0 Bell Glide (B) \$0		Black (5) \$0 Titanium (4) \$34		See page 23
ASTA18	.	H	.	5	.	9E

Model Example: ASTA18.H.5.9E

Please note standard quantities for all seating products. There is a \$5/unit net carton fee for less-than-carton quantity orders.

Application & Specification Rules

- > Four leg and caster chairs ship without cartons on truckloads
- > Four leg chairs stack to 10 high
Caster chairs stack 4 high
- > Bookrack chairs always ship fully cartoned
- > Bookrack chairs must be ordered in multiples of 2 (full carton quantities)
- > Only D16 models have casters.



Model	Description	Seat Height	Cubes Each	Lbs Each	List Price Each
D10D	Poly	12"	1.3	5.9	\$83
D10C	Poly	14"	1.3	6.2	\$83
D10B	Poly	16"	1.4	7.6	\$108
D10A	Poly	18"	1.5	8.9	\$108
D10X	Poly	18"	1.6	12.4	\$127



With Casters					
D16A	Poly	18"	1.5	12.2	\$182
D16X	Poly	18"	1.6	13.8	\$199



Music Chair - Band Pitch					
D109	Poly	18"	1.5	8.9	\$140



With Bookrack						
Model	Description	Seat Height	Units Per Ctn	Cubes Each	Lbs Each	List Price Each
D15A	Poly	18"	2	5.9	14.4	\$204

Model Builder

Model	• 1st Option Glide/Caster	• 2nd Option Frame Color	• 3rd Option Shell Color
	Nylon (3) \$0 Steel (1) \$0 Non-Skid (2) \$10 Felt (F) \$10 Boot Indigo (M) \$10 Onyx (D) \$10 Graphite (G) \$10 Ruby Red (V) \$10 Q-Ball (7) \$10	Chrome (5) \$0 Titanium (4) \$0 Black (7) \$0 White (W) \$26	See page 23
D10A	• 3	• 4	• M

Model Example: D10A.3.4.M

Please note standard quantities for all seating products. There is a \$5/unit net carton fee for less-than-carton quantity orders.

Four Leg Stacking Chair

FULLY CARTONED



Application & Specification Rules

> NOTE MODELS ARE FOR CARTON QUANTITIES

> Chairs stack to 10 high, caster chairs stack 4 high

> By ordering a quantity of one (1) you will receive 5 chairs

> Carton pack models for LTL Shipments

> Carton Pack models are priced and sold as 5-packs only.

> Caster chairs are packed 4 per carton.



Model	Description	Seat Height	Units Per Ctn	Cubes Ctn	Lbs Ctn	List Price Ctn
D10DC	5-Chairs, Fully Cartoned	12"	5	6.9	33.0	\$430
D10CC	5-Chairs, Fully Cartoned	14"	5	6.9	37.5	\$430
D10BC	5-Chairs, Fully Cartoned	16"	5	9.9	45.0	\$554
D10AC	5-Chairs, Fully Cartoned	18"	5	13.2	55.5	\$554
D10XC	5-Chairs, Fully Cartoned	18"	5	19.0	69.5	\$666



With Casters

D16AC	4-Chairs, Fully Cartoned	18"	4	13.2	54.3	\$741
D16XC	4-Chairs, Fully Cartoned	18"	4	19.0	62.7	\$825



Music Chair - Band Pitch

D109C	5-Chairs, Fully Cartoned	18"	5	13.2	54.5	\$715
-------	--------------------------	-----	---	------	------	-------

Model Builder

Model	• 1st Option Glide/Caster	• 2nd Option Frame Color	• 3rd Option Shell Color
	Nylon (3) \$0 Steel (1) \$0 Non-Skid (2) \$50 (\$10 per chair) Felt (F) \$50 (\$10 per chair) Boot Indigo (M) \$50 (\$10 per chair) Onyx (D) \$50 (\$10 per chair) Graphite (G) \$50 (\$10 per chair) Ruby Red (V) \$50 (\$10 per chair) Q-Ball (7) \$50 (\$10 per chair)	Chrome (5) \$0 Titanium (4) \$0 Black (7) \$0 White (W) \$130 (\$26 per chair)	See page 23
D10AC	• 3	• 4	• M

Model Example: D10AC.3.4.M

Please note standard quantities for all seating products. There is a \$5/unit net carton fee for less-than-carton quantity orders.

Application & Specification Rules

> Always ships fully cartoned

> Chrome frame only



Model	Description	Seat Height	Units Per Ctn	Cubes Each	Lbs Each	List Price Each
D1RC	Poly	13"	1	5.5	14.2	\$199
D1RB	Poly	15.5"	1	11.3	16.3	\$220
D1RA	Poly	17.75"	1	11.3	18.4	\$220

Model Builder

Model	•	1st Option Glide	•	2nd Option Frame Color	•	3rd Option Shell Color
		Nylon (3) \$0		Chrome (5) \$0		See page 23
D1RC	•	3	•	5	•	M

Model Example: D1RC.3.5.M

Please note standard quantities for all seating products. There is a \$5/unit net carton fee for less-than-carton quantity orders.

Application & Specification Rules

> Always ships fully cartoned

> Must order in multiples of 4 (full carton quantity)

> Chairs stack 4 high



Model	Description	Seat Height	Units Per Ctn	Cubes Each	Lbs Each	List Price Each
D30C	Poly	14"	4	2.7	10.7	\$200
D30B	Poly	16"	4	3.1	12.7	\$206
D30A	Poly	18"	4	3.9	15.4	\$206

Model Builder

Model	•	1st Option Glide	•	2nd Option Frame Color	•	3rd Option Shell Color
		Nylon (3) \$0 Steel (1) \$0 Non-Skid (2) \$10 Felt (F) \$10		Chrome (5) \$0 Titanium (4) \$0 Black (7) \$0 White (W) \$26		See page 23
D30B	•	3	•	4	•	Z

Model Example: D30B.3.4.Z

Please note standard quantities for all seating products. There is a \$5/unit net carton fee for less-than-carton quantity orders.

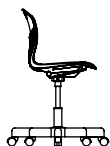
Application & Specification Rules

> Always ship fully cartoned, one unit per carton

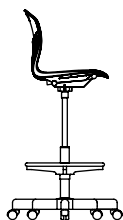
> Standard with five-star base with swivel and pneumatic height adjustment

> Lab stool includes 18" diameter metal foot ring. 10" adjustment range. 8" to 18" from floor.

> Black base only, no color specification required



Model	Description	Seat Height	Units Per Ctn	Cubes Each	Lbs Each	List Price Each
Task Chair						
DP9B	A shell size, Poly	15" - 20"	1	6.2	22.3	\$291
DP9A	A shell size, Poly	17" - 22"	1	6.2	22.3	\$291
DP9X	A+ shell size, Poly	17" - 22"	1	6.2	23.5	\$327



Swivel Stool						
DL9A	A shell size, Poly	24" - 34"	1	6.2	29.0	\$327
DL9X	A+ shell size, Poly	24" - 34"	1	6.2	30.2	\$364

Model Builder

Model	•	1st Option Glide/Caster	•	2nd Option Shell Color
		Hard Wheel Caster (H) \$0 Bell Glide (B) \$0		See page 23
DL9A	.	H	.	9E

Model Example: DL9A.H.9E

Please note standard quantities for all seating products. There is a \$5/unit net carton fee for less-than-carton quantity orders.

Application & Specification Rules

> Always ship fully cartoned

> Includes foot rest, non-adjustable

> Seat swivels 360-degrees

> Must order in multiples of 2 (full carton quantity)



Model	Description	Seat Height	Units Per Ctn	Cubes Each	Lbs Each	List Price Each
D99A	A Shell, Poly	25" - 33"	2	5.0	22.7	\$330
D99X	A+ Shell, Poly	25" - 33"	2	5.0	23.4	\$356

Model Builder

Model	•	1st Option Glide	•	2nd Option Frame Color	•	3rd Option Shell Color
		Nylon (3) \$0 Steel (1) \$0 Non-Skid (2) \$10 Felt (F) \$10 Boot Indigo (M) \$10 Onyx (D) \$10 Graphite (G) \$10 Ruby Red (V) \$10 Q-Ball (7) \$10		Chrome (5) \$0 Titanium (4) \$0 Black (7) \$0 White (W) \$26		See page 23
D99A	•	3	•	4	•	DT

Model Example: D99A.3.4.DT

Please note standard quantities for all seating products. There is a \$5/unit net carton fee for less-than-carton quantity orders.



Application & Specification Rules

- > Always ship fully cartoned
- > Standard with five-star swivel base and pneumatic height adjustment
- > Black base only, no color specification required
- > 13.5" seat constructed of poly



Model	Description	Seat Height	Units Per Ctn	Cubes Each	Lbs Each	List Price Each
DP08	Mobile, swivel stool	Adjustable 16"-21"	1	2.0	14.0	\$291

Model Builder

Model	•	1st Option Glide/Caster	•	2nd Option Seat Color
		Hard Wheel Caster (H) \$0 Bell Glide (B) \$0		See page 23
DP08	•	H	•	9S

Model Example: DP08.H.9S


Please note standard quantities for all seating products. There is a \$5/unit net carton fee for less-than-carton quantity orders.

Application & Specification Rules

> Always ship fully cartoned

> Must order in multiples of 4 (full carton quantity)

> 13.5" diameter seat



Model	Description	Seat Height	Units Per Ctn	Cubes Each	Lbs Each	List Price Each
0801	Standard Adjustable, Poly Seat	19" - 27.5"	4	2.0	13.0	\$209
0802	Standard Adjustable, Poly Seat	23.5" - 32"	4	2.0	14.0	\$233

Model Builder

Model	•	1st Option Glide	•	2nd Option Frame Color	•	3rd Option Seat Color
		Nylon (3) \$0		Chrome (5) \$0		See page 23
		Steel (1) \$0		Titanium (4) \$0		
		Non-Skid (2) \$10		Black (7) \$0		
		Felt (F) \$10		White (W) \$26		
		Boot				
		Indigo (M) \$10				
		Onyx (D) \$10				
		Graphite (G) \$10				
		Ruby Red (V) \$10				
		Q-Ball (7) \$10				
0801	•	3	•	4	•	D

Model Example: 0801.3.4.D

Please note standard quantities for all seating products. There is a \$5/unit net carton fee for less-than-carton quantity orders.

Application & Specification Rules

> Always ships fully cartoned

> All chairs stack to 4 high

> Must order in multiples of 4 (full carton quantities)



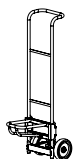
Model	Seat Height	Units Per Ctn	Cubes Each	Lbs Each	List Price Each
X105	15.5"	4	2.8	15.0	\$208
X107	17.5"	4	3.9	20.0	\$208

Model Builder

Base	•	1st Option Glide	•	2nd Option Frame Color	•	3rd Option Seat & Back Color
		Nylon (3) \$0		Black (7) \$0		Navy (N)
		Steel (1) \$0		Chrome (5) \$0		
		Non-Skid (2) \$10		Titanium (4) \$0		
		Felt (F) \$10				
		Boot				
		Indigo (M) \$10				
		Onyx (D) \$10				
		Graphite (G) \$10				
		Ruby Red (V) \$10				
		Q-Ball (7) \$10				
X105	•	3	•	7	•	N

Model Example: X105.3.7.N

Please note standard quantities for all seating products. There is a \$5/unit net carton fee for less-than-carton quantity orders.



Model	Description	Units Per Ctn	Cubes Each	Lbs Each	List Price Each
2-Wheel Universal					
016U	> Reference application guide below to determine compatible chair series. > Lifts under the seat	1	11.3	31.0	\$589

CHAIR DOLLY APPLICATION GUIDE		2-Wheel Universal
Product Line	Product Series	016U
Discover	D100 Series Four Leg Stacking Chairs	10-Chairs
	D300 Series Cantilever Chairs	4-Chairs
Alphabet	Four Leg Chairs	4-Chairs
	Cantilever Chairs	4-Chairs
NXT MOV	Four Leg Chairs	4-Chairs
	Cantilever Chairs	4-Chairs
Solid Plastic	X-Series Four Leg Chair	4-Chair

STUDENT DESKS

Whether you learn best in pairs, small groups, or individually, discover how any learning space can be customized. It's all about voice and choice. Reconfigure every week, day or even hour. Personalization has never been this flexible!

STATEMENT OF LINE – 50

NXT MOV® MOBILE – 53

NXT MOV® SHAPE – 54

SHAPE DESKS – 56

T-LEG SHAPE DESKS – 59

SIT-TO-STAND DESK – 60

STACKING DESK – 60

OPEN FRONT – 62

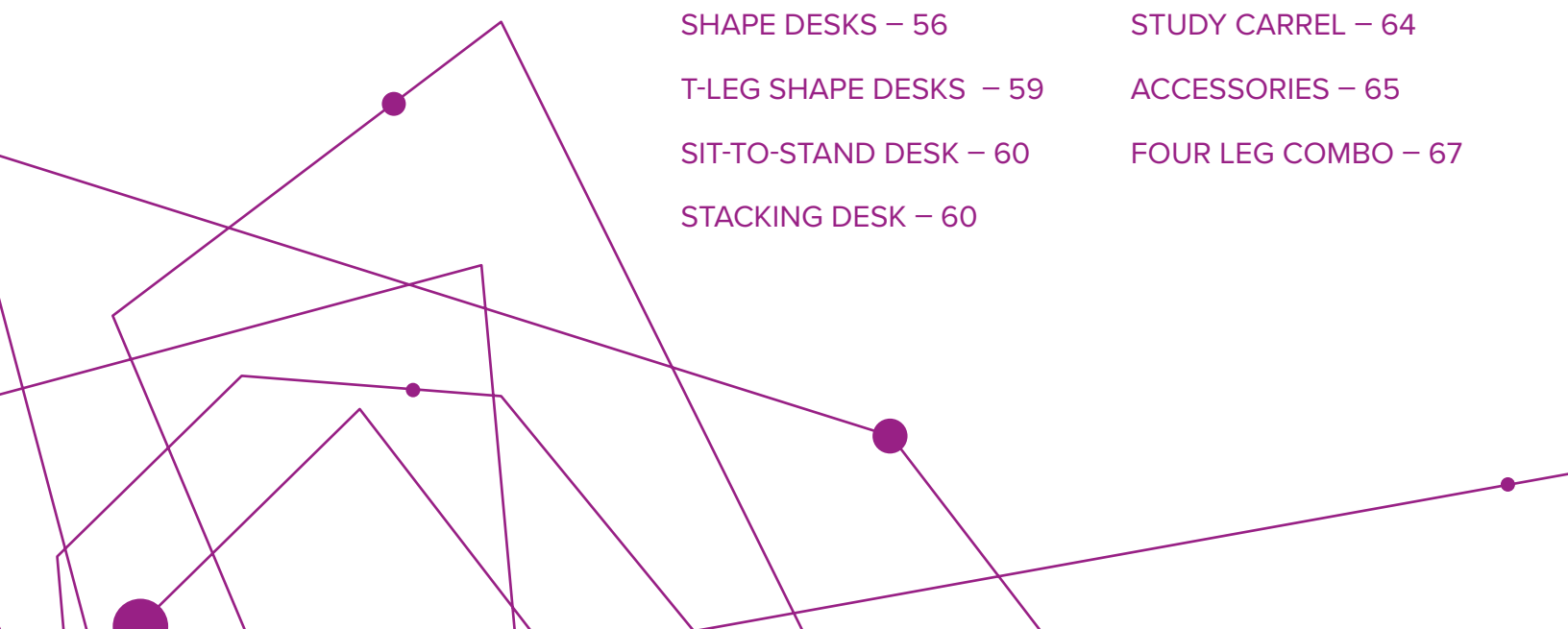
7SD SERIES – 62

CANTILEVER – 63

STUDY CARREL – 64

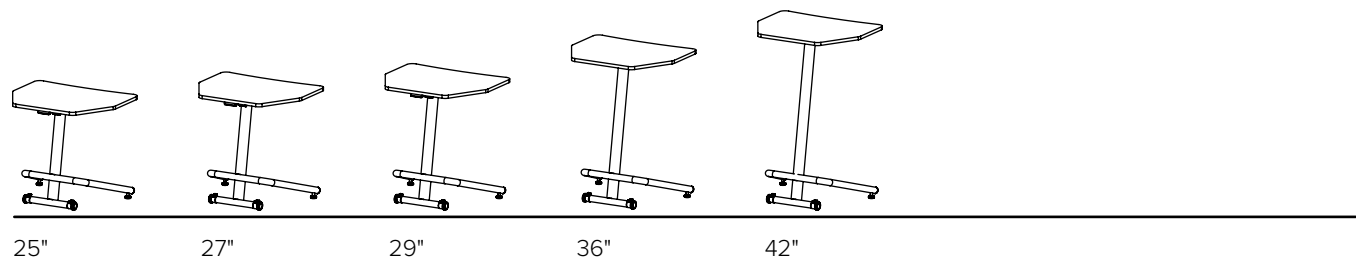
ACCESSORIES – 65

FOUR LEG COMBO – 67

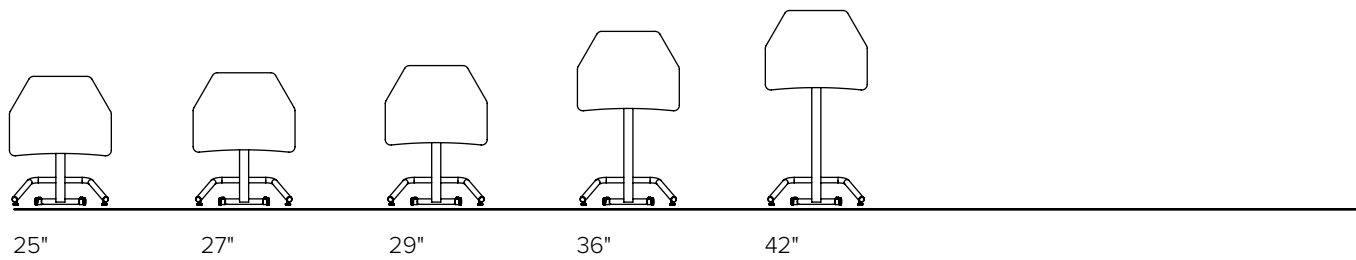


STATEMENT OF LINE

STUDENT DESKS



NXT MOV® Mobile Desks | Fixed Top



NXT MOV® Mobile Desks | Flip Top



Rover Trek Intrepid
NXT MOV® Shape Desks

STATEMENT OF LINE

STUDENT DESKS



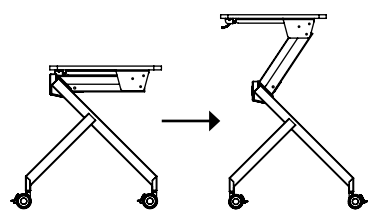
Rectangle Expanse Aperture Tri-Top Trapezoid 6

Shape Desks



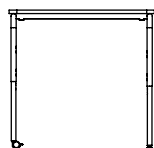
Kite Beta Beta Straight Linc Sail Swoop Expanse Rectangle

T-Leg Shape Desks



STS-RC2228E

Sit-to-Stand



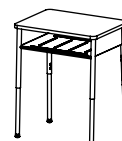
SA2232E

Stacking



DA0D | DAJ6

Open Front | Poly & Metal Box



R90D



20" x 26"

Cantilever Desk



7SD4A0

7SD4A6

7SD3A

7SD4AD

7SD4AT

7SD Series



D75




H457S

Four Leg Combo Desks

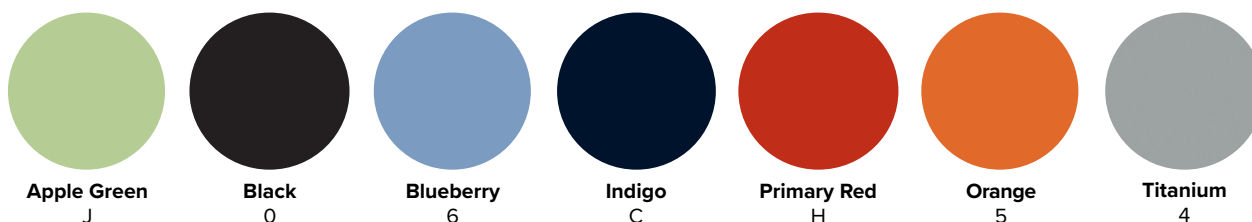
Standard Laminates



Premium Markerboard Laminates




Edge Band




Additional designs available: Most Wilsonart® Laminates are available as special orders. Minimum quantities and extended lead times will apply. Any laminate design that is **not** part of the Artcobell collection shown here will be priced as **premium**.

Shell colors may vary from batch to batch and over time due to natural variations in manufacturing process. Due to pattern scale and color variations in computer monitors and printers, we strongly suggest you view actual samples before making surface material selections.


Poly Colors - DA0D | D75



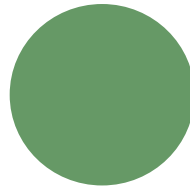
Apple Green
9E




Azure
Z




Blueberry
9H




Clover
DG




Graphite
G




Navy Indigo
M



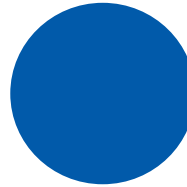
Onyx
D




Purple Iris
93



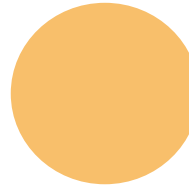
Reef
DT



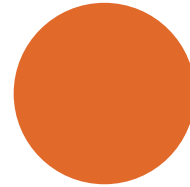
Royal Blue
9B




Ruby Red
V




Squash
9L




Sunset Orange
9S



Taupe
T



Titanium
TN



Maroon
MN

Solid Plastic *Subject to current lead times



Sugar Maple
D



Grey Spectrum
J



Walnut
W


Metal Frames




Titanium
4



Chrome
5



Black
7



White
W

Shell colors may vary from batch to batch and over time due to natural variations in manufacturing process. Due to pattern scale and color variations in computer monitors and printers, we strongly suggest you view actual samples before making surface material selections.

Application & Specification Rules

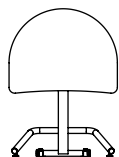
> Ships fully assembled and cartoned.

> Tops are 3/4" laminate with banded flat edge.

> Specify fixed or flip top

**Fixed Top | Half Moon NEW!**

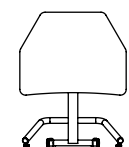
Model	Top Material Edge	Units Per Ctn	Cubes Each	Lbs Each	List Price Each Standard	List Price Each Premium Markerboard
NS25-HME	25" Height Fixed Top Half Moon Banded Edge	2	6.6	23.4	\$318	\$374
NS27-HME	27" Height Fixed Top Half Moon Banded Edge	2	7	23.7	\$318	\$374
NS29-HME	29" Height Fixed Top Half Moon Banded Edge	2	7.5	24.0	\$318	\$374
NS36-HME	36" Height Fixed Top Half Moon Banded Edge	2	9.1	25.1	\$340	\$396
NS42-HME	42" Height Fixed Top Half Moon Banded Edge	2	10.4	26.1	\$340	\$396

**Flip Top | Half Moon NEW!**

NF25-HME	25" Height Flip Top Half Moon Banded Edge	2	6.6	23.9	\$414	\$470
NF27-HME	27" Height Flip Top Half Moon Banded Edge	2	7	24.2	\$414	\$470
NF29-HME	29" Height Flip Top Half Moon Banded Edge	2	7.5	24.5	\$414	\$470
NF36-HME	36" Height Flip Top Half Moon Banded Edge	2	9.1	25.6	\$446	\$502
NF42-HME	42" Height Flip Top Half Moon Banded Edge	2	10.4	26.6	\$446	\$502

**Fixed Top | Home Plate NEW!**

NS25-HPE	25" Height Fixed Top Home Plate Banded Edge	2	6.6	23.4	\$318	\$374
NS27-HPE	27" Height Fixed Top Home Plate Banded Edge	2	7	23.7	\$318	\$374
NS29-HPE	29" Height Fixed Top Home Plate Banded Edge	2	7.5	24.0	\$318	\$374
NS36-HPE	36" Height Fixed Top Home Plate Banded Edge	2	9.1	25.1	\$340	\$396
NS42-HPE	42" Height Fixed Top Home Plate Banded Edge	2	10.4	26.1	\$340	\$396

**Flip Top | Home Plate NEW!**

NF25-HPE	25" Height Flip Top Home Plate Banded Edge	2	6.6	23.9	\$414	\$470
NF27-HPE	27" Height Flip Top Home Plate Banded Edge	2	7	24.2	\$414	\$470
NF29-HPE	29" Height Flip Top Home Plate Banded Edge	2	7.5	24.5	\$414	\$470
NF36-HPE	36" Height Flip Top Home Plate Banded Edge	2	9.1	25.6	\$446	\$502
NF42-HPE	42" Height Flip Top Home Plate Banded Edge	2	10.4	26.6	\$446	\$502




Model Builder

Model	• 1st Option Glide	• 2nd Option Frame Color	• 3rd Option Top Laminate	• 4th Option Edge Color
	Nylon (3)	Black (7) Titanium (4)	See page 51	See page 51
NS25-HME	• 3	• 4	• 7M	• 4

Model Example: NS25-HME.3.4.7M.4

Application & Specification Rules

- > Tops and legs are specified and priced separately. See page 58 for leg kits
- > Always ships fully cartoned, one top per carton
- > Tops are NOT pre-drilled for accessories
- > DST models = 3/4" core; DHT models = 1-1/8" core.
- > Accessories are specified separately. See pages 65-66
- > Use DSLP leg sets with DST tops; use DTLPL leg sets with DHT tops.

	Model	Top Material Edge	Units Per Ctn	Cubes Each	Lbs Each	List Price Each Standard	List Price Each Premium Markerboard	Number of legs required
	Rover 26" x 33"							
	DST-RV2633E	Laminate 3/4" core Banded Flat Edge (E)	1	1.7	24.0	\$340	\$396	4
	DHT-RV2633E	Laminate 1-1/8" core Banded Flat Edge (E)	1	1.7	32.0	\$374	\$430	4
	Trek 25" x 30"							
	DST-TK2530E	Laminate 3/4" core Banded Flat Edge (E)	1	1.5	18.0	\$297	\$353	3
	DHT-TK2530E	Laminate 1-1/8" core Banded Flat Edge (E)	1	1.5	21.0	\$331	\$387	3
	Intrepid 28" x 32" NEW!							
	DST-INT2832E	Laminate 3/4" core Banded Flat Edge (E)	1	1.5	19.0	\$254	\$310	4
	DHT-INT2832E	Laminate 1-1/8" core Banded Flat Edge (E)	1	1.5	28.0	\$286	\$342	4

Model Builder

Model	•	1st Option Top Laminate	•	2nd Option Edge Color
		See page 51		See page 51
DST-EX2232E	•	7M	•	4

Model Example: DST-EX2232E.7M.4

Shape Desks | Legs

Choose the right legs for your student desks

Model	Description	Rectangle Expanse		Aperture Tri-Top Trapezoid 6 Kite Beta Beta Straight Linc Sail Swoop Rover Trek Intrepid					
		DST	DHT	DST			DHT		
DSLP-4AAP	22"-34" adj. seated height legs, 1.5" dia	✓		✓					
DSLP-4AAP.3W	22" - 34" adj. wheelbarrow legs, 4pk, 2 glides/2 casters	✓		✓					
DTLP-4ATP	19"-29" adj. table height legs, 2" dia		✓					✓	
DTLP-4ATP.3W	19" - 29" adj. wheelbarrow legs, 4pk, 2 glides/2 casters		✓					✓	
DTLP-4ASP	27"-42" adj. stand height legs, 2" dia		✓					✓	
DSLK-2F29G	29" fixed height t-legs, 2pk	✓							
TA-CPS37T4	37mm casters, Black, for DSLP legs, 4pk	✓		✓					
TA-CPMS50T4	50mm casters, Titanium, for DTLP legs, 4pk		✓					✓	
TA-CPS4	50mm casters, Black for DTLP legs, 4pk		✓					✓	

Application & Specification Rules

> Specify DSLP Post Legs for DST Desks (3/4" core)

> Specify DTLP Post Legs for DHT Desks (1-1/8" core)

> Specify TA-CPS37T4 for DSLP legs.
Specify TA-CPS4 for DTLP legs.

Model	Description	Units Per Ctn	Cubes Each	Lbs Each	List Price
Seated Height Legs 1.5" Diameter (use with DST models)					
DSL-4AAP.3.4	22" - 34" Adjustable Legs, Nylon glide, Titanium/Chrome	4-Legs	0.6	14.0	\$151
DSL-4AAP.3.7	22" - 34" Adjustable Legs, Nylon glide, Black/Chrome	4-Legs	0.6	14.0	\$151
DSL-4AAP.3.W	22" - 34" Adjustable Legs, Nylon glide, White/Chrome	4-Legs	0.6	14.0	\$167
DSL-4AAP.3.4.4	22" - 34" Adjustable Legs, Nylon glide, Titanium/Titanium	4-Legs	0.6	14.0	\$167
DSL-4AAP.3.7.7	22" - 34" Adjustable Legs, Nylon glide, Black/Black	4-Legs	0.6	14.0	\$167
DSL-4AAP.3W.4	22" - 34" Adjustable Wheelbarrow Legs, 2 glides/2 casters, Titanium/Chrome	4-Legs	0.6	15.0	\$187
DSL-4AAP.3W.7	22" - 34" Adjustable Wheelbarrow Legs, 2 glides/2 casters, Black/Chrome	4-Legs	0.6	15.0	\$187

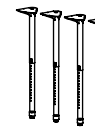
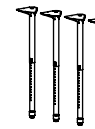


Table Height Legs 2" Diameter (use with DHT models only)					
DTLP-4ATP.3.4	19" - 29" Adjustable Legs, Nylon glide, Titanium/Chrome	4-Legs	1.3	20.25	\$208
DTLP-4ATP.3.7	19" - 29" Adjustable Legs, Nylon glide, Black/Chrome	4-Legs	1.3	20.25	\$208
DTLP-4ATP.3.W	19" - 29" Adjustable Legs, Nylon glide, White/Chrome	4-Legs	1.3	20.25	\$229
DTLP-4ATP.3.4.4	19" - 29" Adjustable Legs, Nylon glide, Titanium/Titanium	4-Legs	1.3	20.25	\$229
DTLP-4ATP.3.7.7	19" - 29" Adjustable Legs, Nylon glide, Black/Black	4-Legs	1.3	20.25	\$229
DTLP-4ATP.3W.4	19" - 29" Adjustable Wheelbarrow Legs, 4-Pack, 2 glides/2 casters, Titanium	4-Legs	1.7	30.5	\$238
DTLP-4ATP.3W.7	19" - 29" Adjustable Wheelbarrow Legs, 4-Pack, 2 glides/2 casters, Black	4-Legs	1.7	30.5	\$238



Standing Height Legs 2" Diameter (use with DHT models only)					
DTLP-4ASP.3.4	27" - 42" Adjustable Legs, 4-Pack, Nylon glide, Titanium/Chrome	4-Legs	1.7	25.6	\$238
DTLP-4ASP.3.7	27" - 42" Adjustable Legs, 4-Pack, Nylon glide, Black/Chrome	4-Legs	1.7	29.5	\$238
DTLP-4ASP.3.W	27" - 42" Adjustable Legs, 4-Pack, Nylon glide, White/Chrome	4-Legs	1.7	25.6	\$262
DTLP-4ASP.3.4.4	27" - 42" Adjustable Legs, 4-Pack, Nylon glide, Titanium/Titanium	4-Legs	1.7	25.6	\$262
DTLP-4ASP.3.7.7	27" - 42" Adjustable Legs, 4-Pack, Nylon glide, Black/Black	4-Legs	1.7	25.6	\$262



Casters					
TA-CPS37T4	37mm Casters, 4-Pack, Black, for DSLP legs	4-Legs	0.1	0.9	\$64
TA-CPS4	50mm Casters, 4-Pack, Black, for DTLP legs	4-Legs	0.1	1.0	\$85
TA-CPMS50T4	50mm NXT MOV Caster, 4-Pack, Titanium for DTLP legs	4-Legs	0.1	1.0	\$96

Felt Glide Pack**Application & Specification Rules**

> Use with DTLP legs, field installed only

> 3/8" - 16 x 1" threaded stem

> No color specification, specify model only

> May also be used on Shape Student Desk legs (DSL-)







> Not for use on T-Leg Student Desks



Model	Description	Units Per Ctn	Cubes Each	Lbs Each	List Price Each
TA-GFK	100-Pack	100	0.1	5.0	\$502

Application & Specification Rules

- > Tops and legs are specified and priced separately. See page 58 for leg kits
- > Always ships fully cartoned, one top per carton
- > Tops are NOT pre-drilled for accessories
- > DST models = 3/4" core; DHT models = 1-1/8" core.
- > Accessories are specified separately. See pages 65-66
- > Use DSLP leg sets with DST tops; use DTLF leg sets with DHT tops.

	Model	Top Material Edge	Units Per Ctn	Cubes Each	Lbs Each	List Price Each Standard	List Price Each Premium Markerboard	Number of legs required
	Rectangle 20" x 26"							
	DST-RC2026E	Laminate 3/4" core Banded Flat Edge (E)	1	1.0	15.6	\$214	\$270	4
	DHT-RC2026E	Laminate 1-1/8" core Banded Flat Edge (E)	1	1.0	23.4	\$249	\$305	4
	Rectangle 20" x 36"							
	DST-RC2036E	Laminate 3/4" core Banded Flat Edge (E)	1	1.7	22.6	\$258	\$314	4
	DHT-RC2036E	Laminate 1-1/8" core Banded Flat Edge (E)	1	1.7	33.9	\$293	\$349	4
	Expanse 22" x 32"							
	DST-EX2232E	Laminate 3/4" core Banded Flat Edge (E)	1	1.1	18.4	\$258	\$314	4
	DHT-EX2232E	Laminate 1-1/8" core Banded Flat Edge (E)	1	1.1	27.6	\$293	\$349	4
	Aperture 18" x 30"							
	DST-AP1830E	Laminate 3/4" core Banded Flat Edge (E)	1	1.4	17.1	\$243	\$299	4
	DHT-AP1830E	Laminate 1-1/8" core Banded Flat Edge (E)	1	1.4	25.7	\$279	\$335	4
	Tri-Top 28" x 28"							
	DST-TT2828E	Laminate 3/4" core Banded Flat Edge (E)	1	1.3	21.4	\$249	\$305	3
	DHT-TT2828E	Laminate 1-1/8" core Banded Flat Edge (E)	1	1.3	32.1	\$285	\$341	3
	Trapezoid 6 20" x 32"							
	DST-T6E	Laminate 3/4" core Banded Flat Edge (E)	1	1.1	14.0	\$228	\$284	4
	DHT-T6E	Laminate 1-1/8" core Banded Flat Edge (E)	1	1.1	21.0	\$263	\$319	4








Model Builder

Model	•	1st Option Top Laminate	•	2nd Option Edge Color
		See page 51		See page 51
DST-EX2232E	•	7M	•	4

Model Example: DST-EX2232E.7M.4

Application & Specification Rules

- > Tops and legs are specified and priced separately. See page 58 for leg kits
- > Always ships fully cartoned, one top per carton
- > Tops are NOT pre-drilled for accessories
- > DST models = 3/4" core; DHT models = 1-1/8" core.
- > Accessories are specified separately. See pages 65-66
- > Use DSLP leg sets with DST tops; use DTLP leg sets with DHT tops.

	Model	Top Material Edge	Units Per Ctn	Cubes Each	Lbs Each	List Price Each Standard	List Price Each Premium Markerboard	Number of legs required
	Kite 30" x 32"							
	DST-KT3032E	Laminate 3/4" core Banded Flat Edge (E)	1	1.5	18.0	\$302	\$358	4
	DHT-KT3032E	Laminate 1-1/8" core Banded Flat Edge (E)	1	1.5	27.0	\$338	\$394	4
	Beta 22" x 33"							
	DST-BT2233E	Laminate 3/4" core Banded Flat Edge (E)	1	1.2	18.5	\$287	\$343	4
	DHT-BT2233E	Laminate 1-1/8" core Banded Flat Edge (E)	1	1.2	27.8	\$323	\$379	4
	Beta Straight 22" x 33"							
	DST-BS2233E	Laminate 3/4" core Banded Flat Edge (E)	1	1.2	18.5	\$287	\$343	4
	DHT-BS2233E	Laminate 1-1/8" core Banded Flat Edge (E)	1	1.2	27.8	\$323	\$379	4
	Swoop 30" x 30"							
	DST-SW3030E	Laminate 3/4" core Banded Flat Edge (E)	1	1.3	18	\$242	\$298	3
	DHT-SW3030E	Laminate 1-1/8" core Banded Flat Edge (E)	1	1.3	27	\$275	\$331	3
	Linc 22" x 32"							
	DST-LC2232E	Laminate 3/4" core Banded Flat Edge (E)	1	1.2	18.5	\$287	\$343	4
	DHT-LC2232E	Laminate 1-1/8" core Banded Flat Edge (E)	1	1.2	27.8	\$323	\$379	4
	Sail 27" x 30"							
	DST-SL2730E	Laminate 3/4" core Banded Flat Edge (E)	1	1.7	18.0	\$295	\$351	3
	DHT-SL2730E	Laminate 1-1/8" core Banded Flat Edge (E)	1	1.7	27.0	\$330	\$386	3
	Sail 30" x 34"							
	DST-SL3034E	Laminate 3/4" core Banded Flat Edge (E)	1	2.2	20.0	\$302	\$358	3
	DHT-SL3034E	Laminate 1-1/8" core Banded Flat Edge (E)	1	2.2	30.0	\$338	\$394	3

Model Builder

Model	•	1st Option Top Laminate	•	2nd Option Edge Color
		See page 51		See page 51
DST-EX2232E	•	7M	•	4

Model Example: DST-EX2232E.7M.4

Application & Specification Rules

> Specify DSLP Post Legs for DST Desks (3/4" core)

> Specify DTLP Post Legs for DHT Desks (1-1/8" core)

> Specify TA-CPS37T4 for DSLP legs.
Specify TA-CPS4 for DTLP legs.

Model	Description	Units Per Ctn	Cubes Each	Lbs Each	List Price
Seated Height Legs 1.5" Diameter (use with DST models)					
DSL-4AAP.3.4	22" - 34" Adjustable Legs, Nylon glide, Titanium/Chrome	4-Legs	0.6	14.0	\$151
DSL-4AAP.3.7	22" - 34" Adjustable Legs, Nylon glide, Black/Chrome	4-Legs	0.6	14.0	\$151
DSL-4AAP.3.W	22" - 34" Adjustable Legs, Nylon glide, White/Chrome	4-Legs	0.6	14.0	\$167
DSL-4AAP.3.4.4	22" - 34" Adjustable Legs, Nylon glide, Titanium/Titanium	4-Legs	0.6	14.0	\$167
DSL-4AAP.3.7.7	22" - 34" Adjustable Legs, Nylon glide, Black/Black	4-Legs	0.6	14.0	\$167
DSL-4AAP.3W.4	22" - 34" Adjustable Wheelbarrow Legs, 2 glides/2 casters, Titanium/Chrome	4-Legs	0.6	15.0	\$187
DSL-4AAP.3W.7	22" - 34" Adjustable Wheelbarrow Legs, 2 glides/2 casters, Black/Chrome	4-Legs	0.6	15.0	\$187



Table Height Legs 2" Diameter (use with DHT models only)					
DTLP-4ATP.3.4	19" - 29" Adjustable Legs, Nylon glide, Titanium/Chrome	4-Legs	1.3	20.25	\$208
DTLP-4ATP.3.7	19" - 29" Adjustable Legs, Nylon glide, Black/Chrome	4-Legs	1.3	20.25	\$208
DTLP-4ATP.3.W	19" - 29" Adjustable Legs, Nylon glide, White/Chrome	4-Legs	1.3	20.25	\$229
DTLP-4ATP.3.4.4	19" - 29" Adjustable Legs, Nylon glide, Titanium/Titanium	4-Legs	1.3	20.25	\$229
DTLP-4ATP.3.7.7	19" - 29" Adjustable Legs, Nylon glide, Black/Black	4-Legs	1.3	20.25	\$229
DTLP-4ATP.3W.4	19" - 29" Adjustable Wheelbarrow Legs, 4-Pack, 2 glides/2 casters, Titanium	4-Legs	1.7	30.5	\$238
DTLP-4ATP.3W.7	19" - 29" Adjustable Wheelbarrow Legs, 4-Pack, 2 glides/2 casters, Black	4-Legs	1.7	30.5	\$238



Standing Height Legs 2" Diameter (use with DHT models only)					
DTLP-4ASP.3.4	27" - 42" Adjustable Legs, 4-Pack, Nylon glide, Titanium/Chrome	4-Legs	1.7	25.6	\$238
DTLP-4ASP.3.7	27" - 42" Adjustable Legs, 4-Pack, Nylon glide, Black/Chrome	4-Legs	1.7	29.5	\$238
DTLP-4ASP.3.W	27" - 42" Adjustable Legs, 4-Pack, Nylon glide, White/Chrome	4-Legs	1.7	25.6	\$262
DTLP-4ASP.3.4.4	27" - 42" Adjustable Legs, 4-Pack, Nylon glide, Titanium/Titanium	4-Legs	1.7	25.6	\$262
DTLP-4ASP.3.7.7	27" - 42" Adjustable Legs, 4-Pack, Nylon glide, Black/Black	4-Legs	1.7	25.6	\$262



Castors					
TA-CPS37T4	37mm Casters, 4-Pack, Black, for DSLP legs	4-Legs	0.1	0.9	\$64
TA-CPS4	50mm Casters, 4-Pack, Black, for DTLP legs	4-Legs	0.1	1.0	\$85
TA-CPMS50T4	50mm NXT MOV Caster, 4-Pack, Titanium for DTLP legs	4-Legs	0.1	1.0	\$96

Felt Glide Pack**Application & Specification Rules**

> Use with DTLP legs, field installed only

> 3/8" - 16 x 1" threaded stem

> No color specification, specify model only

> May also be used on Shape Student Desk legs (DSL-4)

> Not for use on T-Leg Student Desks



Model	Description	Units Per Ctn	Cubes Each	Lbs Each	List Price Each
TA-GFK	100-Pack	100	0.1	5.0	\$502

Application & Specification Rules

> Tops and legs are specified and priced separately.
See below for leg kits

> Tops are NOT pre-drilled for accessories

> Accessories are specified separately.
See pages 65-66

> Always ships fully cartoned, one top per carton

Model	Top Material Edge	Units Per Ctn	Cubes Each	Lbs Each	List Price Each Standard	List Price Each Premium Markerboard	Number of legs required
Rectangle 20" x 26"							
DST-RC2026E	Laminate 3/4" core Banded Flat Edge (E)	1	1.0	15.6	\$214	\$270	4
DHT-RC2026E	Laminate 1-1/8" core Banded Flat Edge (E)	1	1.0	23.4	\$249	\$305	4
Rectangle 20" x 36"							
DST-RC2036E	Laminate 3/4" core Banded Flat Edge (E)	1	1.7	22.6	\$258	\$314	4
DHT-RC2036E	Laminate 1-1/8" core Banded Flat Edge (E)	1	1.7	33.9	\$293	\$349	4
Expanse 22" x 32"							
DST-EX2232E	Laminate 3/4" core Banded Flat Edge (E)	1	1.1	18.4	\$258	\$314	4
DHT-EX2232E	Laminate 1-1/8" core Banded Flat Edge (E)	1	1.1	27.6	\$293	\$349	4

Model Builder

Model	• 1st Option Top Laminate	• 2nd Option Edge Color
	See page 51	See page 51
DST-EX2232E	• 7M	• 4

Model Example: DST-EX2232E.7M.4

Leg Kit

Model	Description	Units Per Ctn	Cubes Each	Lbs Each	List Price Each
T-Leg Kits for Shape Student Desk Tops					
DSLK-2F29G.4	29" Fixed Height, 2-Pack, Nylon glide, Titanium	2 pack	0.9	10.0	\$403
DSLK-2F29G.7	29" Fixed Height, 2-Pack, Nylon glide, Black	2 pack	0.9	10.0	\$403

Shape Desks | Legs

Choose the right legs for your student desks

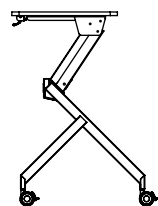
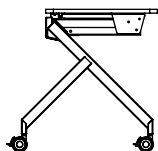
Model	Description	RC2026E RC2036E EX2232E		AP1830E TT2828E T6E KT3032E BT2233E BS2233E LC2233E SL2730E SL3034E SW3030E			
		DST	DHT	DST		DHT	
DSLK-4AAP	22"-34" adj. seated height legs, 1.5" dia	✓		✓			
DTLP-4ATP	19"-29" adj. table height legs, 2" dia		✓			✓	
DTLP-4ASP	27"-42" adj. stand height legs, 2" dia		✓			✓	
DSLK-2F29G	29" fixed height t-legs, 2pk	✓					
TA-CPS37T4	37mm casters, use with DSLP legs, 4pk	✓		✓			
TA-CPMS50T4	50mm NXT MOV casters, use with DTLP legs, 4pk		✓			✓	
TA-CPS4	50mm casters, use with DTLP legs, 4pk		✓			✓	

Sit-to-Stand Desk

Application & Specification Rules

> Always ships fully cartoned, one unit per carton

> Ships assembled. Casters are field installed.



Model	Size	Top Material Edge	Height	Units Per Ctn	Cubes Each	Lbs Each	List Price Each Standard	List Price Each Premium Markerboard
STS-RC2228E	22"x28"	Laminate 3/4" core Banded Flat Edge (E)	28"-41"	1.0	13.0	54.0	\$1,336	\$1,391

Model Builder

Model	•	1st Option Frame Color	•	2nd Option Top Color	•	3rd Option Edge Color
		Titanium (4) \$0		See page 51		See page 51
STS-RC2228E	•	4	•	4E	•	4

Model Example: STS-RC2228E.4.4E.4

Stacking Desk

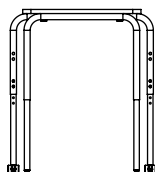
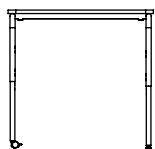
Application & Specification Rules

> Always ships fully cartoned, two units per carton

> Must order in multiples of two (full carton quantity)

> Ships assembled; leg inserts field installed

> Desks stack 4 high



Model	Size	Top Material Edge	Height	Units Per Ctn	Cubes Each	Lbs Each	List Price Each Standard	List Price Each Premium Markerboard
SA2232E	22"x32"	Laminate 3/4" core Banded Flat Edge (E)	22"-30"	2	4.9	29.5	\$471	\$527

Model Builder

Model	•	1st Option Glide	•	2nd Option Frame Color	•	3rd Option Top Color	•	4th Option Edge Color
		2 Nylon/2 Caster (3W)		Black (7) \$0 Titanium (4) \$0 Chrome (5) \$0 White (W) \$47		See page 51		See page 51
SA2232E	•	3W	•	4	•	4E	•	4

Model Example: SA2232E.3W.4.4E.4

Open Front Desk | Polystructural Book Box

Application & Specification Rules

- > Always ships fully cartoned, two units per carton
- > Must order in multiples of 2 (full carton quantity)
- > Fully integrated polypropylene book box.
- > Ships KD, field installation of legs required
- > 3/4" Core
- > When selecting a markerboard laminate, you must specify model with banded flat edge (E)
- > Wheelbarrow caster packs available. See page 65



Model	Size	Top Material Edge	Height	Units Per Ctn	Cubes Each	Lbs Each	List Price Each Standard	List Price Each Premium Markerboard
Poly Book Box								
DA0D3	18" x 24"	Laminate Clear Edge (3)	22" - 30"	2	1.9	21.9	\$157	N/A
DA0DE	18" x 24"	Laminate Banded Flat Edge (E)	22" - 30"	2	1.9	21.9	\$200	\$245
DA0DS	18" x 24"	Solid Plastic (S)	22" - 30"	2	1.9	24.9	\$240	N/A
Jumbo Poly Book Box								
DAJ63	20" x 26"	Laminate Clear Edge (3)	22"-30"	2	2.4	24.5	\$189	N/A
DAJ6E	20" x 26"	Laminate Banded Flat Edge (E)	22"-30"	2	2.4	24.5	\$234	\$288

Model Builder

Model	1st Option Glide	2nd Option Frame Color	3rd Option Book Box Color	4th Option Top Color	5th Option Band Color
	Nylon (3)	Chrome (5) \$0 Black (7) \$0 Titanium (4) \$0	See page 48 \$0	See pages 51-52	See page 51
DA0DE	3	4	M	7M	0

Model Example: DA0DE.3.4.M.7M.0

Open Front Desk | Metal Book Box

Application & Specification Rules

- > Always ships fully cartoned, two units per carton
- > Must order in multiples of 2 (full carton quantity)
- > Fully integrated metal book box, matches specified frame color
- > Desks require field installation of lower leg inserts
- > 3/4" Core
- > When selecting a markerboard laminate, you must specify model with banded flat edge (E)
- > Wheelbarrow caster packs available. See page 65



Model	Size	Top Material Edge	Height	Units Per Ctn	Cubes Each	Lbs Each	List Price Each Standard	List Price Each Premium Markerboard
R90D3	18" x 24"	Laminate Clear Edge (3)	22" - 30"	2	3.2	28.0	\$204	N/A
R90DE	18" x 24"	Laminate Banded Flat Edge (E)	22" - 30"	2	3.2	28.0	\$245	\$296
R90DS	18" x 24"	Solid Plastic (S)	22" - 30"	2	3.2	32.0	\$286	N/A
R90E3	20" x 26"	Laminate Clear Edge (3)	22" - 30"	2	3.9	29.4	\$244	N/A
R90EE	20" x 26"	Laminate Banded Flat Edge (E)	22" - 30"	2	3.9	29.4	\$290	\$346
R90ES	20" x 26"	Solid Plastic (S)	22" - 30"	2	3.9	34.2	\$338	N/A

Model Builder

Model	1st Option Glide	2nd Option Frame Color	3rd Option Top Color	4th Option Edge Color
	Nylon (3)	Black (7) \$0 Titanium (4) \$0	See pages 51-52	See page 51
R90DE	3	4	7M	0

Model Example: R90DE.3.4.7M.0

Application & Specification Rules

- > Always ships fully cartoned, two units per carton
- > Must order in multiples of 2 (full carton quantity)
- > Accessories are specified separately. See pages 65-66
- > Wheelbarrow caster packs available. See page 65
- > 3/4" Core
- > When selecting a markerboard laminate, you must specify model with banded flat edge (E)
- > Desks require field installation of lower leg inserts



Four Leg Student Desk | Rectangle 18" x 24"

Model	Top Material Edge	Height	Units Per Ctn	Cubes Each	Lbs Each	List Price Each Standard	List Price Each Premium Markerboard
7SD4A03	Laminate Clear Edge (3)	Adjustable 22" - 30"	2	2.6	20.0	\$179	N/A
7SD4A0E	Laminate Banded Flat Edge (E)	Adjustable 22" - 30"	2	2.6	20.0	\$220	\$271
7SD4A0S	Solid Plastic (S)	Adjustable 22" - 30"	2	2.6	22.0	\$261	N/A
7SD4H03	Laminate Clear Edge (3)	Adjustable 34" - 42"	2	5.5	26.0	\$242	N/A
7SD4H0E	Laminate Banded Flat Edge (E)	Adjustable 34" - 42"	2	5.5	26.0	\$285	\$336
7SD4H0S	Solid Plastic (S)	Adjustable 34" - 42"	2	5.5	28.0	\$325	N/A



Four Leg Student Desk | Rectangle 20" x 26"

7SD4A63	Laminate Clear Edge (3)	Adjustable 22" - 30"	2	2.9	21.0	\$219	N/A
7SD4A6E	Laminate Banded Flat Edge (E)	Adjustable 22" - 30"	2	2.9	21.0	\$264	\$320
7SD4A6S	Solid Plastic (S)	Adjustable 22" - 30"	2	2.9	23.0	\$312	N/A
7SD4H63	Laminate Clear Edge (3)	Adjustable 34" - 42"	2	5.5	27.0	\$282	N/A
7SD4H6E	Laminate Banded Flat Edge (E)	Adjustable 34" - 42"	2	5.5	27.0	\$327	\$383
7SD4H6S	Solid Plastic (S)	Adjustable 34" - 42"	2	5.5	29.0	\$374	N/A



Four Leg Student Desk | Rectangle 20" x 36" | Wheelchair Accessible

7SD4AD3	Laminate Clear Edge (3)	Adjustable 26" - 34"	2	5.50	29.0	\$312	N/A
7SD4ADE	Laminate Banded Flat Edge (E)	Adjustable 26" - 34"	2	5.50	29.0	\$374	\$439



Tri-Top | 28" x 28"

7SD3A3	Laminate Clear Edge (3)	Adjustable 22" - 30"	2	4.2	24.0	\$226	N/A
7SD3AE	Laminate Banded Flat Edge (E)	Adjustable 22" - 30"	2	4.2	24.0	\$274	\$324
7SD3AS	Solid Plastic (S)	Adjustable 22" - 30"	2	4.2	26.0	\$367	N/A
7SD3H3	Laminate Clear Edge (3)	Adjustable 34" - 42"	2	9.0	26.0	\$290	N/A
7SD3HE	Laminate Banded Flat Edge (E)	Adjustable 34" - 42"	2	9.0	26.0	\$339	\$389
7SD3HS	Solid Plastic (S)	Adjustable 34" - 42"	2	9.0	28.0	\$430	N/A



Trapezoid | 20" x 32"

7SD4AT3	Laminate Clear Edge (3)	Adjustable 22" - 30"	2	4.1	25.0	\$235	N/A
7SD4ATE	Laminate Banded Flat Edge (E)	Adjustable 22" - 30"	2	4.1	25.0	\$285	\$316

Model Builder

Model	• 1st Option Glide	• 2nd Option Frame Color	• 3rd Option Top Color	• 4th Option Edge Color
	Nylon (3)	Black (7) \$0 Titanium (4) \$0 Chrome (5) \$0 White (W) \$47	See pages 51-52	See page 51
7SD4A03	• 3	• 4	• 7M	•

Model Example: 7SD4A03.3.4.7M

4100 Series | Cantilever Desk

Application & Specification Rules

> Always ships fully cartoned, two units per carton

> Must order in multiples of 2 (full carton quantity)

> Accessories are specified separately.
See pages 65-66

> 3/4" Core



Model	Size	Top Material Edge	Height	Units Per Ctn	Cubes Each	Lbs Each	List Price Each Standard	List Price Each Premium Markerboard
4F276E	20" x 26"	Laminate Banded Flat Edge (E)	Fixed, 27"	2	6.4	31.0	\$329	\$384
4F276S	20" x 26"	Solid Plastic (S)	Fixed, 27"	2	6.4	32.0	\$422	N/A
4F296E	20" x 26"	Laminate Banded Flat Edge (E)	Fixed, 29"	2	6.4	34.0	\$329	\$384
4F296S	20" x 26"	Solid Plastic (S)	Fixed, 29"	2	6.4	35.0	\$422	N/A

Model Builder

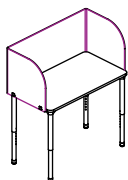
Model	•	1st Option Glide	•	2nd Option Frame Color	•	3rd Option Top Color	•	4th Option Edge Color
		Nylon (3)		Black (7) Titanium (4)	\$0 \$0	See page 51		See page 51
4F276E	•	3	•	4		7M	•	0

Model Example: 4F276E.3.4.7M.0

Study Carrel Screen

Application & Specification Rules

- > For use with the following Student Desks: DST-RC2036E
- > 1-piece opaque white acrylic study carrel screen
- > Price and specifications for screen only. Desk is priced and specified separately.
- > Dry erase marker compatible
- > Screen is 16" above work surface when installed
- > Brackets standard in Titanium finish only
- > Must order multiples of 2 (full carton quantity)



Model	Description	Units Per Ctn	Cubes Each	Lbs Each	List Price Each
TA-SCA1737.C.W	Opaque White Acrylic, 37"w x 18"d x 17"h	2	3.8	13.5	\$721

Wheelbarrow Caster Pack

Application & Specification Rules

- > Caster set works with adjustable desk models with inserts
- > Pack contains 2 inserts (for 1 desk) or 12 inserts (for 6 desks) with locking 37 mm casters
- > Use with Student Desk models: DA0D, R90, 7SD4A, 7SD3A

Model	Description	Units Per Ctn	Cubes Each	Lbs Each	List Price Each
SDA-WBCP	Caster pack for retrofitting adjustable student desks, 2-pk	2-pack	0.2	4.0	\$38
SDA-WBCP12	Caster pack for retrofitting adjustable student desks, 12-pk	12-pack	1.0	24.0	\$200






Application & Specification Rules

> NOTE CARTON QUANTITIES. All book box models are 4-packs. For example, ordering one (1) TA-BBW15 you will receive four (4) book boxes. Back pack hooks are sold individually and packed to order.

> All accessories require field installation. Student desk tops are NOT pre-drilled



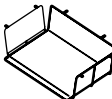


> Includes mounting hardware

> Specify poly color for TA-BBP16 only.

	Model	Description	Units Per Ctn	Cubes Each	Lbs Each	List Price Each
	Rails/Totes (totes also work with Makerspace Cabinets)					
	TA-TTR.2	Pack of 4 Tote Tray Rails	2-Pack	0.5	1.0	\$115
	TA-TTR.6	Pack of 12 Tote Tray Rails	6-Pack	1.0	3.0	\$320
	MSCA-TK1203.T	3"h x 12"w, Translucent, Pack of 6 Trays	6-Pack	1.6	10.6	\$262
	Poly Book Box, 4-Pack NEW! Specify poly color.					
	TA-BBP16	16"w x 13.25"d x 3.5"h	4-pack	1.5	9.0	\$265
	Wire Book Box, 4-Pack					
	TA-BBW15	15"w x 13.25"d x 5.25"h, Chrome	4-pack	1.9	10.0	\$371
	Perforated Metal Book Box, 4-Pack					
	TA-BBM16	16"w x 13.22"d x 5.13"h, Titanium	4-pack	1.6	14.0	\$371
	TA-BBM22	21.75"w x 14.25"d x 5.13"h, Titanium	4-pack	3.8	17.0	\$371
	Full Metal Book Box, 4-Pack					
	TA-BBFM17	17"w x 14.0"d x 5"h, Titanium	4-pack	3.1	19.4	\$371
	Backpack Hook, Single Pack					
	TA-BPH1	2.25"w x 1.22"d x 2.35"h, Chrome	1	0.1	0.1	\$22

Model Builder

Model	•	Book Box Color
TA-BBP16	.	See page 52
Model Example: TA-BBP16.MN		

					
	POLY	WIRE	PERFORATED METAL	FULL METAL	HOOK
APPLICATION GUIDE	Universal	Small	Small	Large	
Model Number	TA-BBP16	TA-BBW15	TA-BBM16	TA-BBM22	TA-BBFM17
Width	16"w	15"w	16"w	21.75"w	17.5" w
Depth	13.25"d	13.25"d	13.22"d	14.25"d	14.0" d
Height	3.5"h	5.25"h	5.13"h	5.13"h	5.0" h
18" x 24" (7SD4A0, 7SD4H0)	YES	YES	YES	NO	YES
20" x 26" (7SD4A6, 7SD4H6)	YES	YES	YES	NO	YES
Tri- Top (7SD3A, 7SD3H)	YES	YES	YES	NO	YES
Trapezoid (7SD4AT)	YES	YES	YES	NO	YES
Shape Student Desks (excludes Trek)	YES	YES	YES	NO	YES
Shape Student Desk 20" x 36" ONLY	YES	YES	YES	YES	YES
4100 Series Cantilever Desk	YES	YES	YES	YES	YES

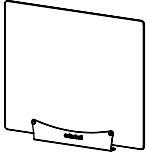
Barrier Screen

Application & Specification Rules

> metal bracket can be attached underneath or on top of desks/tables

> 21" x 24" clear acrylic panel creates a clean barrier between students

> Priced and sold as four (4) packs only



Model	Description	Units Per Ctn	Cubes Each	Lbs Each	List Price Each Each
TA-SG2124.C	21" h x 24" w acrylic panel, 4-pack	4-pack	0.2	18.2	\$352

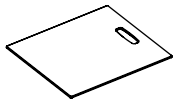
Markerboard, Hand-Held

Application & Specification Rules

> Markerboard is durable 1-piece opaque white acrylic

> Priced and sold as six (6) packs only

> Use with desk mounting brackets (specified and priced separately)



Model	Description	Units Per Ctn	Cubes Each	Lbs Each	List Price Each Each
MSCA-SK1216.W	Opaque white acrylic 12"w x 16"d	6 PK	0.4	13.0	\$554

Mounting Brackets, Desk/Table Hanging

Application & Specification Rules

> Metal brackets are standard in Titanium finish only

> Includes mounting hardware for field installation only

> Priced and sold as four (4) packs only

> Use with hand-held markerboards (specified and priced separately)

> Easily mounts to the underside of most tables and student desks

> Holds 1-2 markerboards per bracket



Model	Description	Units Per Ctn	Cubes Each	Lbs Each	List Price Each Each
MBH-DMB1.4	Bracket, Desk/Table Hanging, 4-Pack	4-pack	0.1	1.4	\$121

D700 Series | Four Leg Combo Desk | RH Entry

Application & Specification Rules

> Always ships fully cartoned, two units per carton

> Standard with fixed wire book rack

> Must order in multiples of 2 (full carton quantities)



Model	Top Size	Top Material Edge	Height	Units Per Ctn	Cubes Each	Lbs Each	List Price Each
D75A3	18" x 24"	Laminate Clear Edge (3)	18"	2	9.4	33.0	\$329
D75AS	18" x 24"	Solid Plastic (S)	18"	2	9.4	36.0	\$412
D75X3	18" x 24"	Laminate Clear Edge (3), A+ Shell	18"	2	10.4	34.2	\$357
D75XS	18" x 24"	Solid Plastic (S), A+ Shell	18"	2	10.4	38.2	\$439

Model Builder

Model	•	1st Option Glide	•	2nd Option Frame Color	•	3rd Option Shell Color	•	4th Option Top Color
		Nylon (3) \$0		Chrome (5) \$0 Black (7) \$0 Titanium (4) \$0		See page 52		See pages 51-52
D75AS	•	3	•	5	•	M	•	D

Model Example: D75AS.3.5.M.D

H457 Four Leg Combo Desk | RH Entry

Application & Specification Rules

> Always ships fully cartoned, two units per carton

> Must order in multiples of 2 (full carton quantities)

> Standard with fixed wire book rack



Model	Top Size	Top Material	Height	Units Per Ctn	Cubes Each	Lbs Each	List Price Each
H457S	18" x 24"	Solid Plastic (S)	17.5"	2	9.3	41.0	\$446

Model Builder

Model	•	1st Option Glide	•	2nd Option Frame Color	•	3rd Option Shell Color	•	4th Option Top Color
		Nylon (3) \$0		Chrome (5) \$0 Black (7) \$0 Titanium (4) \$0		Navy (N)		Grey Spectrum (J) Sugar Maple (D) Walnut (W)
H457S	•	3	•	5	•	N	•	D

Model Example: H457S.3.5.N.D

TABLES

The art of individuals coming together for a common goal, that's collaboration. Sit, stand, nest or rest, tables have never been so flexible. Pull up a seat, share an idea and let's get to work!

STATEMENT OF LINE – 69

SHAPE – 72

FLIP-TOP – 78

MULTIPURPOSE (CATALYST) – 79

MAKERSPACE – 80

COMPUTER – 83

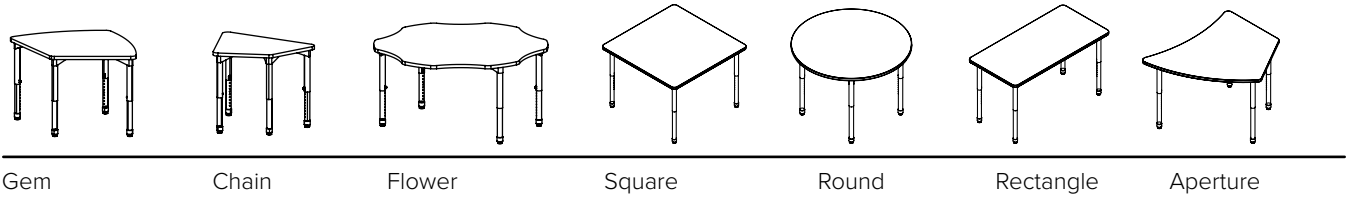
CAFÉ – 84

ACTIVITY – 87

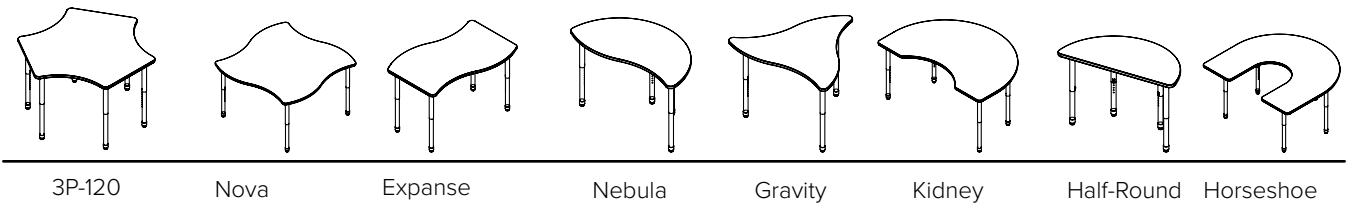
CONVERTIBLE BENCH – 88

STATEMENT OF LINE

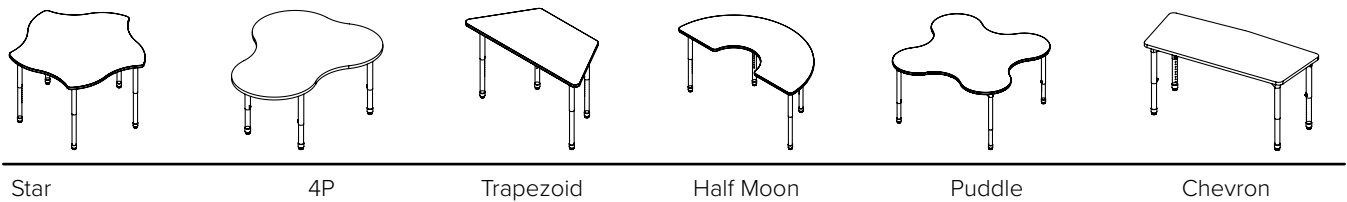
TABLES



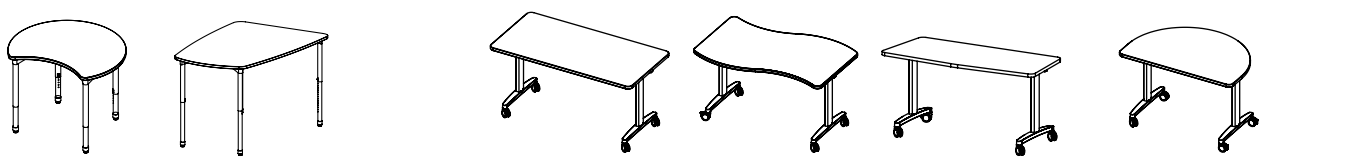
Shape Tables



Shape Tables



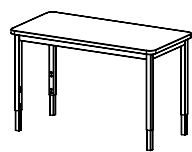
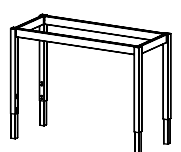
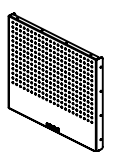


Shape Tables

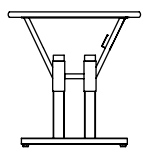
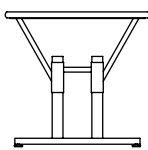
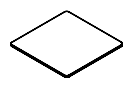


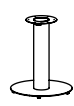
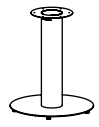









Shape Tables Flip-Top Tables | Nesting T-Leg Table | Fixed

STATEMENT OF LINE

TABLES

				
DTMA (25" - 34") Catalyst Table	DTMF (25" - 42") Catalyst Frame	MSTA-EP End Panel Kit	MSTA-SL Lower Shelf Kit	DTMT Table Tops

						
24"d (CY13-CY16) CY Series	30"d (CY03-CY06)	Square Café Tables Tops	Round	Racetrack	DCBR 30" Cafe Tables Bases	DCBR 42"


						
Rectangle Activity Tables	Round	Square	Half Round	Trapezoid	Horseshoe	Kidney

		
Clover Activity Tables	Flower	ABC Convertible Convertible Bench Table

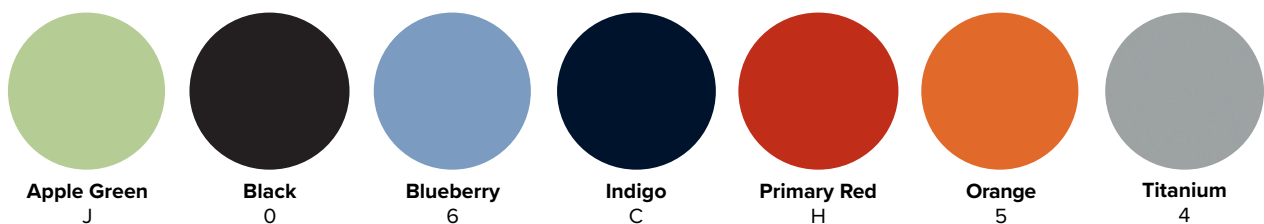
Standard Laminates



Premium Markerboard Laminates



Edge Band




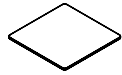

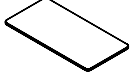


Additional designs available: Most Wilsonart® Laminates are available as special orders. Minimum quantities and extended lead times will apply. Any laminate design that is **not** part of the Artcobell collection shown here will be priced as **premium**.

Due to pattern scale and color variations in computer monitors and printers, we strongly suggest you view actual samples before making surface material selections.

Application & Specification Rules

- > Tops and legs are specified and priced separately. Use DTLP (page 75) leg kits
- > Tops and legs ship in separate cartons
- > Always ships fully cartoned, one top per carton
- > 3" round grommets available for field installation. Specify separately. See page 96
- > 1 1/8" core standard

	Model	Top Material Edge	Size	Units Per Ctn	Cubes Each	Lbs Each	List Price Each Standard	List Price Each Premium Markerboard	Number of Legs Required
	Chain								
	DTT-CH2636E	Laminate 1-1/8" core Banded Flat Edge (E)	26" x 36"	1	1.7	30.0	\$377	\$430	4
	Gem								
	DTT-GM3950E	Laminate 1-1/8" core Banded Flat Edge (E)	39" x 50"	1	5.4	44.4	\$688	\$964	4
	Flower								
	DTT-FL60E	Laminate 1-1/8" core Banded Flat Edge (E)	60"	1	10.3	98.4	\$772	\$1,084	4
	Square								
	DTT-SQ36E	Laminate 1-1/8" core Banded Flat Edge (E)	36" X 36"	1	4.1	58.0	\$291	\$466	4
	DTT-SQ42E	Laminate 1-1/8" core Banded Flat Edge (E)	42" X 42"	1	5.5	71.7	\$437	\$613	4
	DTT-SQ48E	Laminate 1-1/8" core Banded Flat Edge (E)	48" X 48"	1	7.0	101.3	\$449	\$629	4
	Round								
	DTT-RD36E	Laminate 1-1/8" core Banded Flat Edge (E)	36"	1	4.1	37.9	\$291	\$466	4
	DTT-RD42E	Laminate 1-1/8" core Banded Flat Edge (E)	42"	1	5.2	58.2	\$437	\$613	4
	DTT-RD48E	Laminate 1-1/8" core Banded Flat Edge (E)	48"	1	6.7	75.0	\$449	\$629	4
	DTT-RD60E	Laminate 1-1/8" core Banded Flat Edge (E)	60"	1	10.4	98.1	\$726	\$1,047	4
	Rectangle								
	DTT-RC1848E	Laminate 1-1/8" core Banded Flat Edge (E)	18" x 48"	1	3.7	35.5	\$323	\$457	4
	DTT-RC1860E	Laminate 1-1/8" core Banded Flat Edge (E)	18" x 60"	1	4.5	47.2	\$394	\$558	4
	DTT-RC1872E	Laminate 1-1/8" core Banded Flat Edge (E)	18" x 72"	1	5.3	55.8	\$440	\$626	4
	DTT-RC2436E	Laminate 1-1/8" core Banded Flat Edge (E)	24"x36"	1	2.3	30.0	\$304	\$437	4
	DTT-RC2448E	Laminate 1-1/8" core Banded Flat Edge (E)	24" x 48"	1	3.7	44.4	\$341	\$475	4
	DTT-RC2460E	Laminate 1-1/8" core Banded Flat Edge (E)	24" x 60"	1	4.5	58.9	\$412	\$576	4
	DTT-RC2472E	Laminate 1-1/8" core Banded Flat Edge (E)	24" x 72"	1	5.3	69.7	\$458	\$644	4
	DTT-RC3048E	Laminate 1-1/8" core Banded Flat Edge (E)	30" x 48"	1	4.5	54.3	\$369	\$519	4
	DTT-RC3060E	Laminate 1-1/8" core Banded Flat Edge (E)	30" x 60"	1	5.5	72.6	\$438	\$614	4
	DTT-RC3072E	Laminate 1-1/8" core Banded Flat Edge (E)	30" x 72"	1	6.5	90.6	\$488	\$681	4
	DTT-RC3660E	Laminate 1-1/8" core Banded Flat Edge (E)	36" x 60"	1	6.5	88.8	\$521	\$729	4
	DTT-RC3672E	Laminate 1-1/8" core Banded Flat Edge (E)	36" x 72"	1	7.7	108.2	\$550	\$767	4












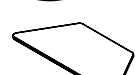

Model Builder

Model	• 1st Option Top Laminate	• 2nd Option Edge Color
	See page 71	See page 71
DTT-AP2440E	• 7M	• 4

Model Example: DTT-AP2440E.7M.4

Application & Specification Rules

- > Tops and legs are specified and priced separately. Use DTLP (page 75) leg kits
- > Tops and legs ship in separate cartons
- > Always ships fully cartoned, one top per carton
- > 3" round grommets available for field installation. Specify separately. See page 96
- > 1 1/8" core standard

	Model	Top Material Edge	Size	Units Per Ctn	Cubes Each	Lbs Each	List Price Each Standard	List Price Each Premium Markerboard	Number of Legs Required
	Aperture								
	DTT-AP2440E	Laminate 1-1/8" core Banded Flat Edge (E)	24" x 40"	1	4.4	44.4	\$552	\$773	4
	3P-120								
	DTT-3P3060E	Laminate 1-1/8" core Banded Flat Edge (E)	30" x 60"	1	9.5	86.1	\$797	\$1,118	6
	Nova								
	DTT-NV60E	Laminate 1-1/8" core Banded Flat Edge (E)	60"	1	10.4	145.0	\$797	\$1,118	4
	Expanse								
	DTT-EX3054E	Laminate 1-1/8" core Banded Flat Edge (E)	30" x 54"	1	6.1	69.0	\$521	\$729	4
	Nebula								
	DTT-NB3054E	Laminate 1-1/8" core Banded Flat Edge (E)	30" x 54"	1	5.1	35.0	\$504	\$705	4
	Gravity								
	DTT-GV50E	Laminate 1-1/8" core Banded Flat Edge (E)	50"	1	7.1	45.0	\$659	\$923	3
	Star								
	DTT-ST60E	Laminate 1-1/8" core Banded Flat Edge (E)	60"	1	10.1	88.2	\$797	\$1,118	5
	Kidney								
	DTT-KD4872E	Laminate 1-1/8" core Banded Flat Edge (E)	48" x 72"	1	10.1	112.4	\$686	\$962	4
	Half Round								
	DTT-HR48E	Laminate 1-1/8" core Banded Flat Edge (E)	48"	1	3.7	51.0	\$395	\$557	4
	Horseshoe								
	DTT-HS6066E	Laminate 1-1/8" core Banded Flat Edge (E)	60" x 66"	1	11.4	116.2	\$797	\$1,118	4
	4P								
	DTT-4P4860E	Laminate 1-1/8" core Banded Flat Edge (E)	48" x 60"	1	9.5	86.1	\$704	\$989	4
	Trapezoid								
	DTT-TZ3060E	Laminate 1-1/8" core Banded Flat Edge (E)	30" x 60"	1	5.1	63.5	\$449	\$628	4
	Half Moon								
	DTT-HM3672E	Laminate 1-1/8" core Banded Flat Edge (E)	36" x 72"	1	7.7	79.8	\$550	\$767	4

Model Builder





Model	•	1st Option Top Laminate	•	2nd Option Edge Color
		See page 71		See page 71
DTT-AP2440E	•	7M	•	4

Model Example: DTT-AP2440E.7M.4



Application & Specification Rules

- > Tops and legs are specified and priced separately.
Use DTLP (page 75) leg kits
- > Tops and legs ship in separate cartons
- > Always ships fully cartoned, one top per carton
- > 3" round grommets available for field installation.
Specify separately. See page 96
- > 1 1/8" core standard

	Model	Top Material Edge	Size	Units Per Ctn	Cubes Each	Lbs Each	List Price Each Standard	List Price Each Premium Markerboard	Number of Legs Required
	Puddle								
	DTT-PD60E	Laminate 1-1/8" core Banded Flat Edge (E)	60"	1	10.4	88.2	\$797	\$1,118	4
	Crescent								
	DTT-CR3042E	Laminate 1-1/8" core Banded Flat Edge (E)	30" x 42"	1	5.2	58.2	\$490	\$690	4
	Multi-Media								
	DTT-MM4872E	Laminate 1-1/8" core Banded Flat Edge (E)	48" x 72"	1	10.1	112.4	\$686	\$962	4
	Chevron								
	DTT-CV2460E	Laminate 1-1/8" core Banded Flat Edge (E)	24" x 60"	1	5.5	72.6	\$521	\$729	4

Model Builder

Model	•	1st Option Top Laminate	•	2nd Option Edge Color
		See page 71		See page 71
DTT-AP2440E	.	7M	.	4

Model Example: DTT-AP2440E.7M.4

Shape Table Leg Kit

Application & Specification Rules

- > Legs and tops are specified and priced separately. Use with DTT tops only, see pages 72-74
- > Standard with nylon glides, 3/4" leveling range
- > Legs are field installed
- > Does not require quick-set brackets
- > White Legs (W) legs are only available with Chrome (5) insert.
- > Casters and felt glides are available for field installation.
- > Tops and legs ship in separate cartons

Model	Description	Height	Units Per Ctn	Cubes Each	Lbs Each	List Price Each
Juvenile Height Legs 2" Diameter						
DTLP-4AJP.3.4	Adjustable Legs, Nylon glide, Titanium/Chrome	15" - 20"	4-Legs	1.3	16.8	\$193
DTLP-4AJP.3.7	Adjustable Legs, Nylon glide, Black/Chrome	15" - 20"	4-Legs	1.3	16.8	\$193
DTLP-4AJP.3.W	Adjustable Legs, Nylon glide, White/Chrome	15" - 20"	4-Legs	1.3	16.8	\$214
DTLP-4AJP.3.4.4	Adjustable Legs, Nylon glide, Titanium/Titanium	15" - 20"	4-Legs	1.3	16.8	\$214
DTLP-4AJP.3.7.7	Adjustable Legs, Nylon glide, Black/Black	15" - 20"	4-Legs	1.3	16.8	\$214
Table Height Legs 2" Diameter						
DTLP-4ATP.3.4	Adjustable Legs, Nylon glide, Titanium/Chrome	19" - 29"	4-Legs	1.3	20.3	\$208
DTLP-4ATP.3.7	Adjustable Legs, Nylon glide, Black/Chrome	19" - 29"	4-Legs	1.3	20.3	\$208
DTLP-4ATP.3.W	Adjustable Legs, Nylon glide, White/Chrome	19" - 29"	4-Legs	1.3	20.3	\$229
DTLP-4ATP.3.4.4	Adjustable Legs, Nylon glide, Titanium/Titanium	19" - 29"	4-Legs	1.3	20.3	\$229
DTLP-4ATP.3.7.7	Adjustable Legs, Nylon glide, Black/Black	19" - 29"	4-Legs	1.3	20.3	\$229
DTLP-4ATP.3W.4	Wheelbarrow Legs, 2 glides/2 casters, Titanium/Chrome	19" - 29"	4-Legs	1.7	30.5	\$238
DTLP-4ATP.3W.7	Wheelbarrow Legs, 2 glides/2 casters, Black/Chrome	19" - 29"	4-Legs	1.7	30.5	\$238
Standing Height Legs 2" Diameter						
DTLP-4ASP.3.4	Adjustable Legs, Nylon glide, Titanium/Chrome	27" - 42"	4-Legs	1.7	25.6	\$238
DTLP-4ASP.3.7	Adjustable Legs, Nylon glide, Black/Chrome	27" - 42"	4-Legs	1.7	25.6	\$238
DTLP-4APS.3.W	Adjustable Legs, Nylon glide, White/Chrome	27" - 42"	4-Legs	1.7	25.6	\$262
DTLP-4ASP.3.4.4	Adjustable Legs, Nylon glide, Titanium/Titanium	27" - 42"	4-Legs	1.7	25.6	\$262
DTLP-4ASP.3.7.7	Adjustable Legs, Nylon glide, Black/Black	27" - 42"	4-Legs	1.7	25.6	\$262

T-Leg Table Kit

Application & Specification Rules

> Legs and tops are specified and priced separately.
Use with Square and Rectangle DTT tops only, see matrix below.

> Legs are field installed

> Caster set TA-CPS4 can be used with this leg set (field installed).

> Standard with nylon glides, 3/4" leveling range

> Tops and legs ship in separate cartons

> Tops and legs ship in separate cartons



Model	Description	Height	Units Per Ctn	Cubes Each	Lbs Each	List Price Each
Juvenile Height Legs 2" Diameter						
DTLT-2AJ18.3.4	Adjustable T-Leg, 18" spread, Nylon glide, Titanium	16" - 20"	2-Legs	1.65	19.4	\$262
DTLT-2AJ18.3.7	Adjustable T-Leg, 18" spread, Nylon glide, Black	16" - 20"	2-Legs	1.65	19.4	\$262
DTLT-2AJ24.3.4	Adjustable T-Leg, 24" spread, Nylon glide, Titanium	16" - 20"	2-Legs	2.16	23.8	\$273
DTLT-2AJ24.3.7	Adjustable T-Leg, 24" spread, Nylon glide, Black	16" - 20"	2-Legs	2.16	23.8	\$273
DTLT-2AJ30.3.4	Adjustable T-Leg, 30" spread, Nylon glide, Titanium	16" - 20"	2-Legs	2.73	30.0	\$288
DTLT-2AJ30.3.7	Adjustable T-Leg, 30" spread, Nylon glide, Black	16" - 20"	2-Legs	2.73	30.0	\$288
DTLT-2AJ36.3.4	Adjustable T-Leg, 36" spread, Nylon glide, Titanium	16" - 20"	2-Legs	3.29	35.6	\$323
DTLT-2AJ36.3.7	Adjustable T-Leg, 36" spread, Nylon glide, Black	16" - 20"	2-Legs	3.29	35.6	\$323

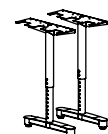
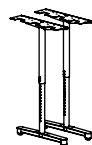


Table Height Legs 2" Diameter						
DTLT-2AT18.3.4	Adjustable T-Leg, 18" spread, Nylon glide, Titanium	20" - 29"	2-Legs	2.23	21.0	\$276
DTLT-2AT18.3.7	Adjustable T-Leg, 18" spread, Nylon glide, Black	20" - 29"	2-Legs	2.23	21.0	\$276
DTLT-2AT24.3.4	Adjustable T-Leg, 24" spread, Nylon glide, Titanium	20" - 29"	2-Legs	2.93	25.4	\$287
DTLT-2AT24.3.7	Adjustable T-Leg, 24" spread, Nylon glide, Black	20" - 29"	2-Legs	2.93	25.4	\$287
DTLT-2AT30.3.4	Adjustable T-Leg, 30" spread, Nylon glide, Titanium	20" - 29"	2-Legs	3.69	31.4	\$303
DTLT-2AT30.3.7	Adjustable T-Leg, 30" spread, Nylon glide, Black	20" - 29"	2-Legs	3.69	31.4	\$303
DTLT-2AT36.3.4	Adjustable T-Leg, 36" spread, Nylon glide, Titanium	20" - 29"	2-Legs	4.45	37.0	\$340
DTLT-2AT36.3.7	Adjustable T-Leg, 36" spread, Nylon glide, Black	20" - 29"	2-Legs	4.45	37.0	\$340



Standing Height Legs 2" Diameter						
DTLT-2AS18.3.4	Adjustable T-Leg, 18" spread, Nylon glide, Titanium	28" - 42"	2-Legs	2.85	23.2	\$317
DTLT-2AS18.3.7	Adjustable T-Leg, 18" spread, Nylon glide, Black	28" - 42"	2-Legs	2.85	23.2	\$317
DTLT-2AS24.3.4	Adjustable T-Leg, 24" spread, Nylon glide, Titanium	28" - 42"	2-Legs	3.75	27.6	\$330
DTLT-2AS24.3.7	Adjustable T-Leg, 24" spread, Nylon glide, Black	28" - 42"	2-Legs	3.75	27.6	\$330
DTLT-2AS30.3.4	Adjustable T-Leg, 30" spread, Nylon glide, Titanium	28" - 42"	2-Legs	4.73	33.6	\$348
DTLT-2AS30.3.7	Adjustable T-Leg, 30" spread, Nylon glide, Black	28" - 42"	2-Legs	4.73	33.6	\$348
DTLT-2AS36.3.4	Adjustable T-Leg, 36" spread, Nylon glide, Titanium	28" - 42"	2-Legs	5.71	39.4	\$391
DTLT-2AS36.3.7	Adjustable T-Leg, 36" spread, Nylon glide, Black	28" - 42"	2-Legs	5.71	39.4	\$391

Shape Table | T-Legs

Choose the right T-Leg for your shape tables

Model	18"	24"	30"	36"
DTT-SQ36E				✓
DTT-RC1848E	✓			
DTT-RC1860E	✓			
DTT-RC1872E	✓			
DTT-RC2436E		✓		
DTT-RC2448E		✓		
DTT-RC2460E		✓		

Model	18"	24"	30"	36"
DTT-RC2472E		✓		
DTT-RC3048E			✓	
DTT-RC3060E			✓	
DTT-RC3072E			✓	
DTT-RC3660E				✓
DTT-RC3672E				✓

Caster Pack

Application & Specification Rules

- > All casters are standard locking 360 degree swivel
- > Casters add 2" to the height range
- > Field installed only
- > 50mm dual-hard wheel casters, 3/8"-16 x 1" threaded stem



Model	Description	Units Per Ctn	Cubes Each	Lbs Each	List Price Each
TA-CPS4	Locking 4-Pack 50mm Caster for Shape Table Legs (DTLP + DTLT)	4-pack	0.02	1.0	\$85
TA-CPMS50T4	Locking 4-Pack 50mm NXT MOV Caster for Shape Table Legs (DTLP)	4-pack	0.02	1.0	\$96

Felt Glide Pack

Application & Specification Rules

- > Use with DTLP legs, field installed only
- > 3/8" - 16 x 1" threaded stem
- > No color specification, specify model only
- > May also be used on Shape Student Desk legs (DSLPL)
- > Not for use on T-Leg Student Desks

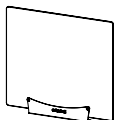


Model	Description	Units Per Ctn	Cubes Each	Lbs Each	List Price Each
TA-GFK	100-Pack	100	0.1	5.0	\$502

Barrier Screen

Application & Specification Rules

- > metal bracket can be attached underneath or on top of desks/tables
- > 21" x 24" clear acrylic panel creates a clean barrier between students
- > Priced and sold as four (4) packs only

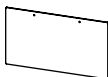


Model	Description	Units Per Ctn	Cubes Each	Lbs Each	List Price Each
TA-SG2124.C	21" h x 24" w acrylic panel, 4-pack	4-pack	0.2	18.2	\$352

Shape Table Screens

Application & Specification Rules

- > Use on rectangular tops for privacy above or below work surface
- > Field installed, tops are not pre-drilled
- > 12" screens may be installed in two positions. Above as a privacy screen (9" above worksurface) or below as a modesty panel (12" below worksurface)
- > Clear, frosted acrylic panels
- > Includes screen, brackets and hardware



Model	Size	Units Per Ctn	Cubes Each	Lbs Each	List Price Each
TA-SA1224.F	12"h x 24"w	1	0.3	4.0	\$228
TA-SA1236.F	12"h x 36"w	1	0.5	5.8	\$339

Application Guide | Shape Table Tops


Table	Table Width			Table Depth		
	36"w	48"w	60"w	24"d	30"d	36"d
Use Screen Width	24"w	36"w	36"w	n/a	24"w	24"w

* 24"w screens may be used on the following shapes/sizes: 3P3060 (3), AP2440 (2), EX3054 (2)


Application & Specification Rules

- > 1 1/8" core standard
- > Standard with 4 locking, dual-wheel casters in black.
- > Depth of unit (except foot) when flipped up/storage position is 8-1/4"
- > Ordered and sold as a COMPLETE table (top & legs)
- > Two handle operation required to unlatch and pivot top
- > Grommets available as a separately specified and field installed item. See page 96
- > Field installation of legs required

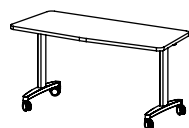
Model	Description	Size	Leg Type Height	Units Per Ctn	Cubes Each	Lbs Each	List Price Each Standard	List Price Each Premium Markerboard
Rectangle								
DTN-RC24F	Laminate Flat Edge (F)	24"d x 54"w	Nesting, 29" Fixed	1	6.4	71.9	\$1,105	\$1,243
DTN-RC25F	Laminate Flat Edge (F)	24"d x 60"w	Nesting, 29" Fixed	1	6.9	78.9	\$1,176	\$1,340
DTN-RC26F	Laminate Flat Edge (F)	24"d x 72"w	Nesting, 29" Fixed	1	8.0	89.7	\$1,225	\$1,411
DTN-RC34F	Laminate Flat Edge (F)	30"d x 54"w	Nesting, 29" Fixed	1	6.4	84.7	\$1,135	\$1,298
DTN-RC35F	Laminate Flat Edge (F)	30"d x 60"w	Nesting, 29" Fixed	1	6.9	92.6	\$1,201	\$1,377
DTN-RC36F	Laminate Flat Edge (F)	30"d x 72"w	Nesting, 29" Fixed	1	8.0	110.6	\$1,253	\$1,446



Expanse								
DTN-EX34F	Laminate Flat Edge (F)	30"d x 54"w	Nesting, 29" Fixed	1	6.4	89.0	\$1,284	\$1,492



Chevron								
DTN-CV25F	Laminate Flat Edge (F)	24"d x 60"w	Nesting, 29" Fixed	1	6.9	85.0	\$1,284	\$1,492



Model Builder

Model	1st Option Frame Color	2nd Option Top Laminate	3rd Option Edge Color
	Titanium (4) Black (7)	See page 71	See page 71
DTN-RC25F	4	7M	4

Model Example: DTN-RC25F.4.7M.4

Fixed Half-Round Table | Non-Nesting | 29" Height



Half-Round (Fixed Leg Non-Nesting)								
DTF-HR48F	Laminate Flat Edge (F)	32"d x 48"w	29" Fixed	1	6.2	69.0	\$1,001	\$1,163
DTF-HR60F	Laminate Flat Edge (F)	30"d x 60"w	29" Fixed	1	6.9	73.0	\$1,039	\$1,217

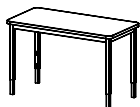
Model Builder

Model	1st Option Glide	2nd Option Frame Color	3rd Option Top Laminate	4th Option Edge Color
	Caster (H) \$0	Titanium (4) Black (7) \$0	See page 71	See page 71
DTF-HR48F	H	4	7M	4

Model Example: DTF-HR48F.H.4.7M.4

Application & Specification Rules

- > Complete table, ships KD in single carton
- > Standard with nylon glide. Optional steel glide available
- > 1 1/8" core standard
- > 1.5" x 1.5" 14ga steel leg attaches to apron/frame with bolts
- > Tops ship attached to frame, legs ship unassembled, field assembly required
- > Optional caster packs available for field installation. See page 81
- > 1" x 2" 14ga steel fully welded apron/frame construction
- > Specify upper leg/frame paint color, lower leg insert is chrome only



Model	Description	Size	Leg Type Height	Units Per Ctn	Cubes Each	Lbs Each	List Price Each Standard	List Price Each Premium Markerboard
DTMA2448F	Laminate Flat Edge (F)	24"d x 48"w	Adjustable 25" - 34"	1	2.6	61.6	\$777	\$911
DTMA2454F	Laminate Flat Edge (F)	24"d x 54"w	Adjustable 25" - 34"	1	3.2	75.0	\$821	\$959
DTMA2460F	Laminate Flat Edge (F)	24"d x 60"w	Adjustable 25" - 34"	1	3.2	87.9	\$824	\$988
DTMA2472F	Laminate Flat Edge (F)	24"d x 72"w	Adjustable 25" - 34"	1	3.7	91.9	\$886	\$1,072
DTMA3060F	Laminate Flat Edge (F)	30"d x 60"w	Adjustable 25" - 34"	1	3.9	95.8	\$853	\$1,029
DTMA3072F	Laminate Flat Edge (F)	30"d x 72"w	Adjustable 25" - 34"	1	4.6	114.8	\$913	\$1,106
DTMA3672F	Laminate Flat Edge (F)	36"d x 72"w	Adjustable 25" - 34"	1	5.5	129.6	\$984	\$1,201

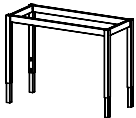
Model Builder

Model	1st Option Glide	2nd Option Frame Color	3rd Option Top Laminate	4th Option Edge Color
	Nylon (3) \$0 Steel (1) \$0	Black (7) \$0 Titanium (4) \$0	See page 71	See page 71
DTMA2454F	1	4	7M	0

Model Example: DTMA2454F.1.4.7M.0

Application & Specification Rules

- > Frame ONLY
- > 2.0" x 2.0" 14-gauge legs with 1" x 3" 14-gauge fully welded unitized legs and frame. 30"d and 36"d frames include two (2) 13 gauge L-channel cross-supports.
- > Frames and tops are priced and specified separately
- > Frames and tops ship in separate cartons, field assembly of tops required
- > Standard with nylon glide. Optional steel glide available.
- > Specify frame paint color. Insert is painted to match frame
- > Optional caster packs available for field installation. See page 81
- > Includes attachment hardware for laminate tops



Model	Size	Description	Units Per Ctn	Cubes Each	Lbs Each	List Price Each
DTMF-RC2448S	24" x 48"	25" - 42" Tall Adjustable Leg (S)	2	12.3	54.8	\$715
DTMF-RC2454S	24" x 54"	25" - 42" Tall Adjustable Leg (S)	2	13.9	56.7	\$727
DTMF-RC2460S	24" x 60"	25" - 42" Tall Adjustable Leg (S)	2	15.4	58.6	\$727
DTMF-RC2472S	24" x 72"	25" - 42" Tall Adjustable Leg (S)	2	18.4	52.5	\$739
DTMF-RC3060S	30" x 60"	25" - 42" Tall Adjustable Leg (S)	2	18.9	60.5	\$732
DTMF-RC3072S	30" x 72"	25" - 42" Tall Adjustable Leg (S)	2	22.6	64.4	\$744
DTMF-RC3672S	36" x 72"	25" - 42" Tall Adjustable Leg (S)	2	26.9	66.3	\$755

Model Builder

Model	•	1st Option Glide	•	2nd Option Frame Color
		Nylon (3) \$0 Steel (1) \$0		Black (7) \$0 Titanium (4) \$0
DTMF-RC2448S	•	3	•	4

Model Example: DTMF-RC2448S.3.4

Application & Specification Rules

> Top ONLY

> Use with Makerspace table frames only

> Tops and frames are priced and specified separately

> Tops and frames ship in separate cartons, field assembly of tops required



Model	Size	Units Per Ctn	Cubes Each	Lbs Each	List Price Each Standard	List Price Each Premium Markerboard
1 1/8" Laminate Flat Edge (F)						
DTMT-RC2448F	24" x 48"	1	3.7	44.4	\$341	\$475
DTMT-RC2454F	24" x 54"	1	4.5	51.7	\$393	\$531
DTMT-RC2460F	24" x 60"	1	4.5	58.9	\$412	\$576
DTMT-RC2472F	24" x 72"	1	5.3	69.7	\$458	\$644
DTMT-RC3060F	30" x 60"	1	5.5	72.6	\$438	\$614
DTMT-RC3072F	30" x 72"	1	6.5	90.6	\$488	\$681
DTMT-RC3672F	36" x 72"	1	7.7	108.2	\$550	\$767

Model Builder

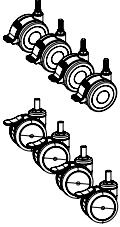
Model	•	1st Option Top Color	•	2nd Option Edge Color
		LAMINATES See page 71		See page 71
DTMT-RC2448F	•	7M	•	4

Model Example: DTMT-RC2448E.7M.4

Caster Pack

Application & Specification Rules

- > Use with all medium or heavy duty table legs
- > Adjustable height table may be used with two (2) or four (4) casters
- > Adjustable height range with casters varies with caster selection
- > Recommended weight capacity per caster = 125 lbs.
(e.g., 2 casters = 250 lb. capacity)

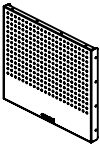


Model	Description	Units Per Ctn	Cubes Each	Lbs Each	List Price Each Each
TA-CPTD3	Locking 4-Pack 75mm	4	0.1	2	\$98
TA-CPMS75T4	Locking 4-Pack 75mm NXT MOV Caster for DTMA + DTMF	4	0.1	2	\$242

Table End Panel Kit

Application & Specification Rules

- > Use with Makerspace table frame only
- > Kit includes two (2) end panels and mounting hardware. Panels fit between legs.
- > Field installation required, frames are not pre-drilled
- > Makerspace table frame is priced and specified separately
- > Standard metal peg-board design, 1/4" holes on 1" centers
- > Available in markerboard white finish only



Model	Description	Units Per Ctn	Cubes Each	Lbs Each	List Price Each Each
MSTA-EP2420.W	Makerspace, End panel kit for 24" depth tables = 17.25" x 20"	1-Pair	1	21	\$569
MSTA-EP3020.W	Makerspace, End panel kit for 30" depth tables = 23.25" x 20"	1-Pair	1.22	26	\$612
MSTA-EP3620.W	Makerspace, End panel kit for 36" depth tables = 29.25" x 20"	1-Pair	1.47	32	\$653

Lower Shelf Kit

Application & Specification Rules

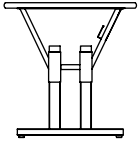
- > Must be used in conjunction with makerspace end panel kit
- > Steel construction with full width square steel tube support on front and back sides
- > Shelves may be installed at the same or different heights with backstop facing in or out
- > 16"d shelves used with 24"d tables
12"d shelves used with 30"d tables
14"d shelves used with 36"d tables
- > 12"d and 14"d shelf is standard with a 1.0"h full width back stop
- > Shelves mount directly to Makerspace end panels. End panels allow mounting in 1.0" increments
- > 16"d shelf standard without back stop



Model	Description	Units Per Ctn	Cubes Each	Lbs Each	List Price Each
MSTA-SL4816.4	Makerspace, Table, Lower Shelf Kit, 48"w x 16"d, Titanium	1 each	0.76	24	\$358
MSTA-SL4816.7	Makerspace, Table, Lower Shelf Kit, 48"w x 16"d, Black	1 each	0.76	24	\$358
MSTA-SL5416.4	Makerspace, Table, Lower Shelf Kit, 54"w x 16"d, Titanium	1 each	0.85	27	\$384
MSTA-SL5416.7	Makerspace, Table, Lower Shelf Kit, 54"w x 16"d, Black	1 each	0.85	27	\$384
MSTA-SL6016.4	Makerspace, Table, Lower Shelf Kit, 60"w x 16"d, Titanium	1 each	0.94	30	\$413
MSTA-SL6016.7	Makerspace, Table, Lower Shelf Kit, 60"w x 16"d, Black	1 each	0.94	30	\$413
MSTA-SL7216.4	Makerspace, Table, Lower Shelf Kit, 72"w x 16"d, Titanium	1 each	1.13	36	\$444
MSTA-SL7216.7	Makerspace, Table, Lower Shelf Kit, 72"w x 16"d, Black	1 each	1.13	36	\$444
MSTA-SL6012.4	Makerspace, Table, Lower Shelf Kit, 60"w x 12"d, Titanium	1-Pair	1.25	40	\$554
MSTA-SL6012.7	Makerspace, Table, Lower Shelf Kit, 60"w x 12"d, Black	1-Pair	1.25	40	\$554
MSTA-SL7212.4	Makerspace, Table, Lower Shelf Kit, 72"w x 12"d, Titanium	1-Pair	1.5	48	\$582
MSTA-SL7212.7	Makerspace, Table, Lower Shelf Kit, 72"w x 12"d, Black	1-Pair	1.5	48	\$582
MSTA-SL7214.4	Makerspace, Table, Lower Shelf Kit, 72"w x 14"d, Titanium	1-Pair	1.9	60	\$611
MSTA-SL7214.7	Makerspace, Table, Lower Shelf Kit, 72"w x 14"d, Black	1-Pair	1.9	60	\$611

Application & Specification Rules

- > Always ships fully cartoned. 1-per carton
- > 1 1/8" core standard
- > Double post leg, includes wire management panel field installed
- > Height adjustable 25" – 32", 1" increments
- > 60" and 72" tables standard with 2 grommets.
36" and 48" tables standard with one grommet



Model	Description	Size	Leg Type Height	Units Per Ctn	Cubes Each	Lbs Each	List Price Each Standard	List Price Each Premium Markerboard
CY13F	Laminate Flat Edge (F)	24" x 36"	Adjustable 25" - 32"	1	4.5	73.0	\$739	\$870
CY14F	Laminate Flat Edge (F)	24" x 48"	Adjustable 25" - 32"	1	6.0	88.5	\$799	\$933
CY15F	Laminate Flat Edge (F)	24" x 60"	Adjustable 25" - 32"	1	7.4	104.0	\$858	\$1,022
CY16F	Laminate Flat Edge (F)	24" x 72"	Adjustable 25" - 32"	1	8.9	119.7	\$954	\$1,139
CY03F	Laminate Flat Edge (F)	30" x 36"	Adjustable 25" - 32"	1	4.5	90.2	\$752	\$897
CY04F	Laminate Flat Edge (F)	30" x 48"	Adjustable 25" - 32"	1	6.0	109.0	\$820	\$969
CY05F	Laminate Flat Edge (F)	30" x 60"	Adjustable 25" - 32"	1	7.4	138.0	\$882	\$1,057
CY06F	Laminate Flat Edge (F)	30" x 72"	Adjustable 25" - 32"	1	8.9	155.0	\$982	\$1,175

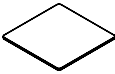


Model Builder

Model	•	1st Option Glide/Caster	•	2nd Option Frame Color	•	3rd Option Top Laminate	•	4th Option Edge Color
		Nylon (3) Casters (8)	\$0 \$82		Black (7) Titanium (4)	\$0 \$0		See page 71 See page 71
CY14F	•	3		•	4		•	7M

Model Example: CY14F.3.7M.0

Application & Specification Rules

- > Tops and bases are priced and specified separately
- > Separately specified 3" round grommets available for field installation. See page 96
- > Use two (2) 18" diameter bases for racetrack tops
- > Tops and bases ship in separate cartons, field assembly of tops required
- > 1 1/8" core standard
- > Use a single 24" diameter base for 36" and 42" square or round tops

Model	Description	Size	Units Per Ctn	Cubes Each	Lbs Each	List Price Each Standard	List Price Each Premium Markerboard
Square							
 DCT-SQ30F	Laminate Flat Edge (F)	30"	1	1.4	31.9	\$287	\$462
DCT-SQ36F	Laminate Flat Edge (F)	36"	1	3.5	45.5	\$291	\$466
Round							
 DCT-RD30F	Laminate Flat Edge (F)	30"	1	1.8	18.0	\$287	\$462
DCT-RD36F	Laminate Flat Edge (F)	36"	1	3.3	37.9	\$291	\$466
DCT-RD42F	Laminate Flat Edge (F)	42"	1	4.5	49.2	\$437	\$612
Racetrack							
 DCT-RT3372F	Laminate Flat Edge (F)	33" x 72"	1	6.0	76.0	\$522	\$739

Model Builder

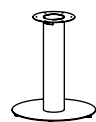
Model	• 1st Option Top Laminate	• 2nd Option Edge Color
	See page 71	See page 71
DCT-RD30F	• 7M	• 4

Model Example: DCT-RD30F.7M.4

Application & Specification Rules

- > Price is for complete base
- > Bases ship KD with 1- disc base and 1- column in separate boxes, field assembly required
- > Bases and tops are priced, specified and shipped separately
- > Available in 30" table or 42" café heights
- > Disc base includes nylon leveling glides
- > Available in titanium paint finish only
- > Specify one (1) base per round and square tops and two (2) bases for racetrack tops

Model	Size	Disc Base Cubes Each	Disc Base Lbs Each	Column Cubes Each	Column Lbs Each	List Price Each
Base Assembly 30" Table Height						
DCBR-1830.4	18" dia x 30"h	0.5	14.2	2.8	30.2	\$333
DCBR-2430.4	24" dia x 30"h	0.8	24.5	2.8	30.2	\$409
Base Assembly 42" Table Height						
DCBR-1842.4	18" dia x 42"h	0.5	14.2	4.0	41.4	\$395
DCBR-2442.4	24" dia x 42"h	0.8	24.5	4.0	41.4	\$468

**Application Guide**

	Square Top		Round Top			Racetrack Top
	30"	36"	30"	36"	42"	33" x 72"
30" Table Height	DCBR-1830.4	DCBR-2430.4	DCBR-1830.4	DCBR-2430.4	DCBR-2430.4	DCBR-1830.4
42" Table Height	DCBR-1842.4	DCBR-2442.4	DCBR-1842.4	DCBR-2442.4	DCBR-2442.4	DCBR-1842.4

Application & Specification Rules

> Always ships fully cartoned; legs included in box

> Tops and legs ship in separate cartons

> Specified and priced as a complete table (top & legs)

> 1 1/8" core standard

> Adult 21"-29" legs

Model	Top Material Edge	Size	Units Per Ctn	Cubes Each	Lbs Each	List Price Each Standard	List Price Each Premium Markerboard
Rectangle							
1206F	Laminate Flat Edge (F)	24" x 36"	1	3.6	42.8	\$278	\$411
1210F	Laminate Flat Edge (F)	24" x 48"	1	4.4	58.6	\$303	\$437
1235F	Laminate Flat Edge (F)	24" x 60"	1	5.2	69.5	\$370	\$534
1246F	Laminate Flat Edge (F)	24" x 72"	1	6.0	79.0	\$408	\$594
1220F	Laminate Flat Edge (F)	30" x 48"	1	5.2	61.5	\$320	\$470
1230F	Laminate Flat Edge (F)	30" x 60"	1	6.2	79.4	\$388	\$564
1250F	Laminate Flat Edge (F)	30" x 72"	1	7.2	98.4	\$435	\$628
1240F	Laminate Flat Edge (F)	36" x 60"	1	7.2	98.4	\$431	\$639
1260F	Laminate Flat Edge (F)	36" x 72"	1	8.4	109.4	\$466	\$683
Round							
1281F	Laminate Flat Edge (F)	42"	1	5.9	65.9	\$373	\$549
1280F	Laminate Flat Edge (F)	48"	1	7.4	84.3	\$399	\$579
Square							
1205F	Laminate Flat Edge (F)	36" x 36"	1	4.8	61.3	\$355	\$530
1215F	Laminate Flat Edge (F)	42" x 42"	1	6.2	78.7	\$368	\$544
1225F	Laminate Flat Edge (F)	48" x 48"	1	7.7	92.3	\$399	\$579
Half Round							
1285F	Laminate Flat Edge (F)	48"	1	4.4	51.0	\$300	\$462
Trapezoid							
1290F	Laminate Flat Edge (F)	30" x 60"	1	5.8	58.1	\$388	\$567
Horseshoe							
1277F	Laminate Flat Edge (F)	60" x 66"	1	12.1	125.0	\$811	\$1,132
Kidney							
1275F	Laminate Flat Edge (F)	48" x 72"	1	10.8	107.0	\$668	\$944

Model Builder

Model	•	1st Option Glide/Caster	•	2nd Option Frame Color	•	3rd Option Top Laminate	•	4th Option Edge Color
		Nylon (3) \$0		Black (7) \$0 Titanium (4) \$0		See page 71		See page 71
1275F	•	3	•	4	•	7M	•	4

Model Example: 1275F.3.4.7M.4

Application & Specification Rules

> Always ships fully cartoned; legs included in box

> Tops and legs ship in separate cartons

> Specified and priced as a complete table (top & legs)

> 1 1/8" core standard

> Adult 21"-29" legs



Model	Top Material Edge	Size	Units Per Ctn	Cubes Each	Lbs Each	List Price Each Standard	List Price Each Premium Markerboard
Clover							
128CF	Laminate Flat Edge (F)	48"	1	3.2	64.9	\$450	\$630
Flower							
128FF	Laminate Flat Edge (F)	60"	1	9.1	119.0	\$678	\$999



Model Builder

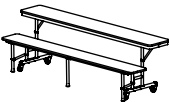
Model	•	1st Option Glide/Caster	•	2nd Option Frame Color	•	3rd Option Top Laminate	•	4th Option Edge Color
		Nylon (3) \$0		Black (7) \$0 Titanium (4) \$0		See page 71		See page 71
1275F	•	3	•	4	•	7M	•	4

Model Example: 1275F.3.4.7M.4



Application & Specification Rules

- > Standard 3/4" MDF with HPL surface and Permatuff Edge (N)
- > Standard with couplings for ganging
- > Markerboard laminates not available
- > UL Listed UL2040 Folding Rollaway Tables



Model	Top Material Edge	Size	Bench Height	Units Per Ctn	Cubes Each	Lbs Each	List Price Each
ABC89PN	Laminate Permatuff Edge (N)	8'w x 29"h	17"	1	30.0	136.0	\$2,132

Model Builder

Model	•	1st Option Frame Color	•	2nd Option Top Laminate	•	3rd Option Bench Laminate
		Titanium (4) Black (7)	\$0 \$0		See page 71	See page 71
ABC89PN	•	4	•	7M	•	7M

Model Example: ABC89PN.4.7M.7M

TEACHER STATIONS

Every teacher has her own preference whether it be height-adjustable, traditional sit-down or mobile! We have solutions for every instructor and teaching style.

STATEMENT OF LINE – 90

ARISE – 92

ARISE DOUBLE – 93

SIT TO STAND – 94

DISCOVER TEACHER DESK – 95

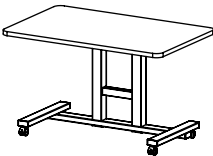
D400/D500 TEACHER DESK – 97

STATEMENT OF LINE

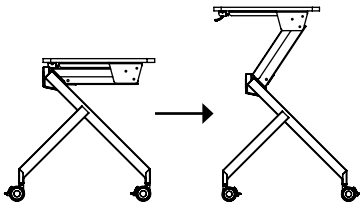
TEACHER STATIONS




ATPA1F
ARISE Podium



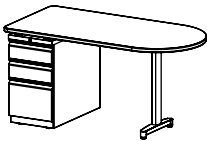
ATPA2F
ARISE Double



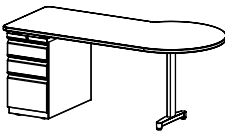
STS-RC2228E
Sit-to-Stand



Rectangular | T-Leg

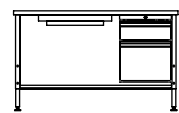


D-Shape | T-Leg

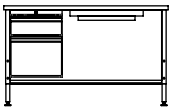


P-Shape | T-Leg

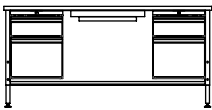
Discover Teacher Desks
 (Specified as individual components)



D4R0HF
D400 Series



D4L0HF




D500HF
D500 Series

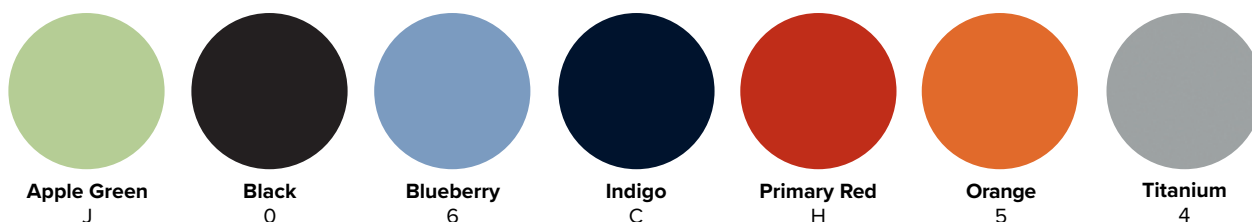
Standard Laminates



Premium Markerboard Laminates



Edge Band



Additional designs available: Most Wilsonart® Laminates are available as special orders. Minimum quantities and extended lead times will apply. Any laminate design that is **not** part of the Artcobell collection shown here will be priced as **premium**.

Due to pattern scale and color variations in computer monitors and printers, we strongly suggest you view actual samples before making surface material selections.

Application & Specification Rules

- > Fully welded base standard with 50mm hard wheel locking casters
- > Smooth and efficient pneumatic cylinder, one-hand operation
- > Recommended accessories are specified separately and field installed. Tops are not pre-drilled.
- > Unit ships KD, field assembly required
- > Standard in titanium finish



Model	Description	Units Per Ctn	Cubes Each	Lbs Each	List Price Each Standard	List Price Each Premium Markerboard
ATPA1F	24" x 36" Top, Banded Flat Edge, Height Adjustable 29"- 48.5"	1	4.7	88.0	\$2,009	\$2,142

Model Builder

Model	•	1st Option Frame Color	•	2nd Option Top Laminate	•	3rd Option Edge Color
		Titanium (4)	\$0	See page 90	\$0	See page 90
ATPA1F	•	4	•	7M	•	4

Model Example: ATPA1F.4.7M.4



Model	Description	Units Per Ctn	Cubes Each	Lbs Each	List Price Each
Poly Book Box, Single Pack NEW! Specify poly color.					
TA-1BBP16	16"w x 13.25"d x 3.5"h, Poly	1	1.5	3.0	\$72.00



Wire Book Box, Single Pack					
TA-1BBW15	15"w x 13.25"d x 5.25"h, Chrome	1	1.4	4.0	\$97



Perforated Metal Book Box, Single Pack					
TA-1BBM16	16"w x 13.22"d x 5.13"h, Titanium	1	1.4	4.8	\$121

Rails/Totes (totes also work with Makerspace Cabinets)

TA-TTR.2	Tote Tray Rails	2 PK	0.5	1.0	\$115
TA-TTR.6	Tote Tray Rails	6 PK	1.0	3.0	\$320
MSCA-TK1203.T	Tray Kit, 3"h x 12"w, Translucent, 6-Pack	6 PK	1.6	10.6	\$262



Backpack Hook					
TA-BPH1	2.25"w x 1.22"d x 2.35"h, Chrome, 1-Pack	1	0.1	0.1	\$22



Grommet					
TA-GR3	3" Round Grommet (Black)	1	0.2	<1	\$24



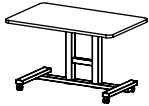
Mobile Pedestal					
DPM-BFR.L.4	Box/File, Locking (Titanium)	1	6.0	92.0	\$663

Model Builder

Model	•	Book Box Color
TA-BBP16	•	See page 52
Model Example: TA-BBP16.MN		

Application & Specification Rules

- > Fully welded base standard with 50mm hard wheel locking casters
- > Smooth and efficient pneumatic cylinder, one-hand operation
- > Recommended accessories are specified separately and field installed. Tops are not pre-drilled.
- > Unit ships KD in 3 boxes, field assembly required
- > Standard in titanium finish



Model	Description	Units Per Ctn	Cubes Each	Lbs Each	List Price Each Standard	List Price Each Premium Markerboard
ATPA2F-RC33	30" x 48" Top, Banded Flat Edge	1	4.5	54.3	\$369	\$519
ATPA2F-RC34	30" x 54" Top, Banded Flat Edge	1	5.0	63.5	\$438	\$614
ATPA2F.Base	Double Post ATPA base only	1	2.1	28.0	\$742	n/a
ATPA2F.Column	Double Post ATPA column only, Height Adjustable 29" - 48.5"	1	4.1	48.0	\$1,802	n/a

Model Builder (tops only)

Model	•	1st Option Top Laminate	•	2nd Option Edge Color
		See page 90	\$0	See page 90
ATPA2F-RC33	•	7M	•	4

Model Example: ATPA2F-RC33.4.7M.4



Model	Description	Units Per Ctn	Cubes Each	Lbs Each	List Price Each
Poly Book Box, Single Pack NEW! Specify poly color.					
TA-1BBP16	16"w x 13.25"d x 3.5"h, Poly	1	1.5	3.0	\$72.00



Wire Book Box, Single Pack

TA-1BBW15	15"w x 13.25"d x 5.25"h, Chrome	1	1.4	4.0	\$97
-----------	---------------------------------	---	-----	-----	------



Perforated Metal Book Box, Single Pack

TA-1BBM16	16"w x 13.22"d x 5.13"h, Titanium	1	1.4	4.8	\$121
-----------	-----------------------------------	---	-----	-----	-------

Rails/Totes (totes also work with Makerspace Cabinets)

TA-TTR.2	Tote Tray Rails	2 PK	0.5	1.0	\$115
TA-TTR.6	Tote Tray Rails	6 PK	1.0	3.0	\$320
MSCA-TK1203.T	Tray Kit, 3"h x 12"w, Translucent, 6-Pack	6 PK	1.6	10.6	\$262



Backpack Hook

TA-BPH1	2.25"w x 1.22"d x 2.35"h, Chrome, 1-Pack	1	0.1	0.1	\$22
---------	--	---	-----	-----	------



Grommet

TA-GR3	3" Round Grommet (Black)	1	0.2	<1	\$24
--------	--------------------------	---	-----	----	------



Mobile Pedestal

DPM-BFR.L.4	Box/File, Locking (Titanium)	1	6.0	92.0	\$663
-------------	------------------------------	---	-----	------	-------

Model Builder

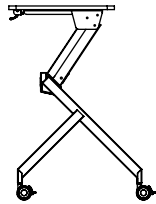
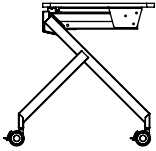
Model	•	Book Box Color
TA-BBP16	•	See page 52
Model Example: TA-BBP16.MN		

Sit-to-Stand Desk

Application & Specification Rules

> Always ships fully cartoned, one unit per carton

> Ships assembled. Casters are field installed.



Model	Size	Top Material Edge	Height	Units Per Ctn	Cubes Each	Lbs Each	List Price Each Standard	List Price Each Premium Markerboard
STS-RC2228E	22"x28"	Laminate 3/4" core Banded Flat Edge (E)	28"-41"	1.0	13.0	54.0	\$1,336	\$1,391

Model Builder

Model	•	1st Option Frame Color	•	2nd Option Top Color	•	3rd Option Edge Color
		Titanium (4) \$0		See page 51		See page 51
STS-RC2228E	•	4	•	4E	•	4

Model Example: STS-RC2228E.4.4E.4



Model	Description	Units Per Ctn	Cubes Each	Lbs Each	List Price Each
Poly Book Box, Single Pack					
TA-1BBP16	16"w x 13.25"d x 3.5"h, Poly	1	1.5	3.0	\$72.00



Wire Book Box, Single Pack					
TA-1BBW15	15"w x 13.25"d x 5.25"h, Chrome	1	1.4	4.0	\$97



Perforated Metal Book Box, Single Pack					
TA-1BBM16	16"w x 13.22"d x 5.13"h, Titanium	1	1.4	4.8	\$121

Rails/Totes (totes also work with Makerspace Cabinets)

TA-TTR.2	Tote Tray Rails	2 PK	0.5	1.0	\$115
TA-TTR.6	Tote Tray Rails	6 PK	1.0	3.0	\$320
MSCA-TK1203.T	Tray Kit, 3"h x 12"w, Translucent, 6-Pack	6 PK	1.6	10.6	\$262



Backpack Hook					
TA-BPH1	2.25"w x 1.22"d x 2.35"h, Chrome, 1-Pack	1	0.1	0.1	\$22



Grommet					
TA-GR3	3" Round Grommet (Black)	1	0.2	<1	\$24



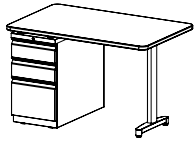
Mobile Pedestal					
DPM-BFR.L.4	Box/File, Locking (Titanium)	1	6.0	92.0	\$663

Application & Specification Rules

> Specify Top, Pedestal, Leg Kit and Accessories.
All components specified, priced and shipped separately

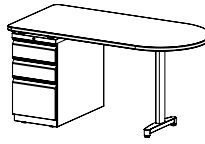
> Requires field installation of top, pedestal and legs

> To determine left or right, the user needs to be on the short straight edge opposite the bubble. The side the bubble is on from that view will determine left or right.

**RECTANGLE T-LEG**

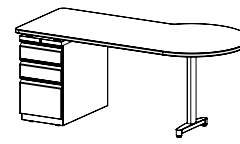
(1) DTD-RC3060F
(1) DTLK-1TF29C.4
(1) DPF-BBFR

Rectangle Top
18" T-Leg Support
Pedestal

**D-SHAPE T-LEG**

(1) DTD-D3060F
(1) DTLK-1TF29C.4
(1) DPF-BBFR

D-Shape Top
18" T-Leg Support
Pedestal

**P-SHAPE T-LEG**

(1) DTD-PR3072F
(1) DTLK-1TF2924C.4
(1) DPF-BBFR

* Right top displayed

Right P-Shape Top
24" T-Leg Support
Pedestal

Tops

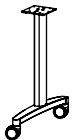
Model	Size	Units Per Ctn	Cubes Each	Lbs Each	List Price Each Standard	List Price Each Premium Markerboard
Rectangular Top						
DTDT-RC2448F	24"d x 48"w	1	3.7	44.4	\$341	\$475
DTDT-RC2460F	24"d x 60"w	1	4.5	58.9	\$412	\$576
DTDT-RC2472F	24"d x 72"w	1	5.3	69.7	\$458	\$644
DTDT-RC3048F	30"d x 48"w	1	4.5	54.3	\$369	\$519
DTDT-RC3060F	30"d x 60"w	1	5.5	72.6	\$438	\$614
DTDT-RC3072F	30"d x 72"w	1	6.5	90.6	\$488	\$681
D-Shape Top						
DTDT-D3060F	30"d x 60"w	1	5.5	72.6	\$538	\$714
DTDT-D3072F	30"d x 72"w	1	6.5	90.6	\$610	\$803
P-Shape Top						
DTDT-PR3072F	30"d x 72"w, Right	1	7.7	108.2	\$759	\$952
DTDT-PL3072F	30"d x 72"w, Left	1	7.7	108.2	\$759	\$952

Model Builder

Model	Option 1 Top Laminate	Option 2 Edge Color
	See page 90	See page 90
DTDT-RC3072F	7M	4

Model Example: DTDT-RC3072F.7M.4

Leg Supports




Model	Description	Units Per Ctn	Cubes Each	Lbs Each	List Price Each
DTLK-1TF29C.4	18" T-Leg, 1Pk, 75mm Casters, Titanium	1	0.9	6.0	\$312
DTLK-1TF2924C.4	24" T-Leg, 1Pk, 75mm Casters, Titanium	1	0.9	6.0	\$312

Pedestals

> File drawer has high sides for front to back filing
> File drawer includes follower block

> Box drawer includes pencil tray and drawer divider
> Standard with lock / keyed alike

> Drawers feature steel ball-bearing drawer slides
> Standard with full radius drawer pull



Model	Drawers	Description	Units Per Ctn	Cubes Each	Lbs Each	List Price Each
DPF-BBFR.L.4	Box/Box/File	27"h x 15"w x 23"d, Titanium, Casters	1	9.8	90.0	\$1,020

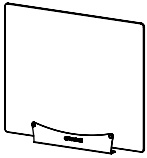
Barrier Screen

Application & Specification Rules

> metal bracket can be attached underneath or on top of desks/tables

> 21" x 24" clear acrylic panel creates a clean barrier between students

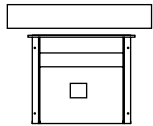
> Priced and sold as four (4) packs only



Model	Description	Units Per Ctn	Cubes Each	Lbs Each	List Price Each
TA-SG2124.C	21" h x 24" w acrylic panel, 4-pack	4-pack	0.2	18.2	\$352

Center Drawer

> Field installed only

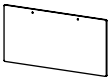


Model	Description	Units Per Ctn	Cubes Each	Lbs Each	List Price Each
TA-CD.4	Titanium, 17.26"h x 21.25"w x 3"d	1	1.0	12.0	\$128

Screens

> 12"h screens may be installed in two positions. Up as a privacy screen (9"h above work surface) or down as a modesty panel (12" below work surface)

> Clear-frosted acrylic screens, includes brackets and hardware for field installation



Model	Size	Units Per Ctn	Cubes Each	Lbs Each	List Price Each
TA-SA1224.F	12"h x 24"w	1	0.3	4.0	\$228
TA-SA1236.F	12"h x 36"w	1	0.5	5.8	\$339

Grommet

Application & Specification Rules

> Fits in 3" round hole, field installed

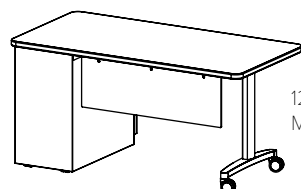
> Black only, no color specification



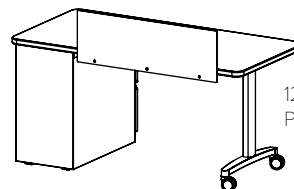
Model	Description	Units Per Ctn	Cubes Each	Lbs Each	List Price Each
TA-GR3	3" Round Black Only	1	0.2	< 1	\$24

Application Guide | Teacher Desk

Top Shape	Pedestal Configuration	Desk Width	Use Screen Width
Rectangular	Single	48"w	24"w Screen
		60"w	36"w Screen
		72"W	36"w Screen
D-Shape	Single	60"W	24"w Screen
		72"W	36"w Screen
P-Shape	Single	72"W	24"w Screen



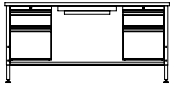
12" Screen
Modesty Position



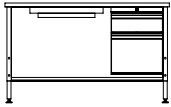
12" Screen
Privacy Position

Application & Specification Rules

- > All desks are height adjustable 27" – 36" in 1" increments
- > Fully welded frame and modesty panel
- > Special pallet required for LTL shipping. See note at bottom of page
- > 3" casters must be purchased separately for field installation. Casters extend height range to 38"
- > Specify 3" round grommet separately for field installation. See page 96 (TA-GR3)
- > All pedestals are box/file configuration. Pedestals are standard locking with common key
- > All models standard with non-locking center drawer



D500HF shown



D400HF shown

Model	Description	Size	Units Per Ctn	Cubes Each	Lbs Each	List Price Each Standard	List Price Each Premium Markerboard
D500 Series							
D500HF	Double Pedestal, Center Drawer, Flat Edge (F)	30" x 60"	1	29.2	178.0	\$1,814	\$1,990
D400 Series							
D4R0HF	Single Pedestal, RH, Center Drawer, Flat Edge (F)	30" x 48"	1	23.6	147.2	\$1,332	\$1,482
D4L0HF	Single Pedestal, LH, Center Drawer, Flat Edge (F)	30" x 48"	1	23.6	147.2	\$1,332	\$1,482

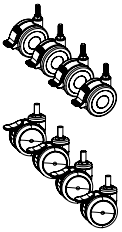
Model Builder

Model	•	1st Option Glide/Caster	•	2nd Option Frame Color	•	3rd Option Top Laminate	•	4th Option Edge Color
		Nylon (3)	\$0		Black (7)	\$0		See page 90
D500HF	•	3		•	7		•	3L

Model Example: D500HF.3.7.4L.0

Caster Pack**Application & Specification Rules**

- > Use with all medium or heavy duty table legs
- > Recommended weight capacity per caster = 125 lbs. (e.g., 2 casters = 250 lb. capacity)
- > Adjustable height table may be used with two (2) or four (4) casters
- > Adjustable height range with casters varies with caster selection



Model	Description	Units Per Ctn	Cubes Each	Lbs Each	List Price Each Each
TA-CPTD3	Locking 4-Pack 75mm	4	0.1	2	\$98
TA-CPMS75T4	Locking 4-Pack 75mm NXT MOV Caster for DTMA + DTMF	4	0.1	2	\$242

LTL Carton Information

- > Specify for all LTL shipments
- > One LTL pack required per desk
- > Use for D400 and D500 Series only

Model	Description	List Price Each
SPD4	Use with D4 pre fix models	\$61
SPD5	Use with D5 pre fix models	\$61

STORAGE

Built for heavy duty use. Beautiful and stable, these versatile cabinets work for a wide variety of storage needs.

STATEMENT OF LINE – 99

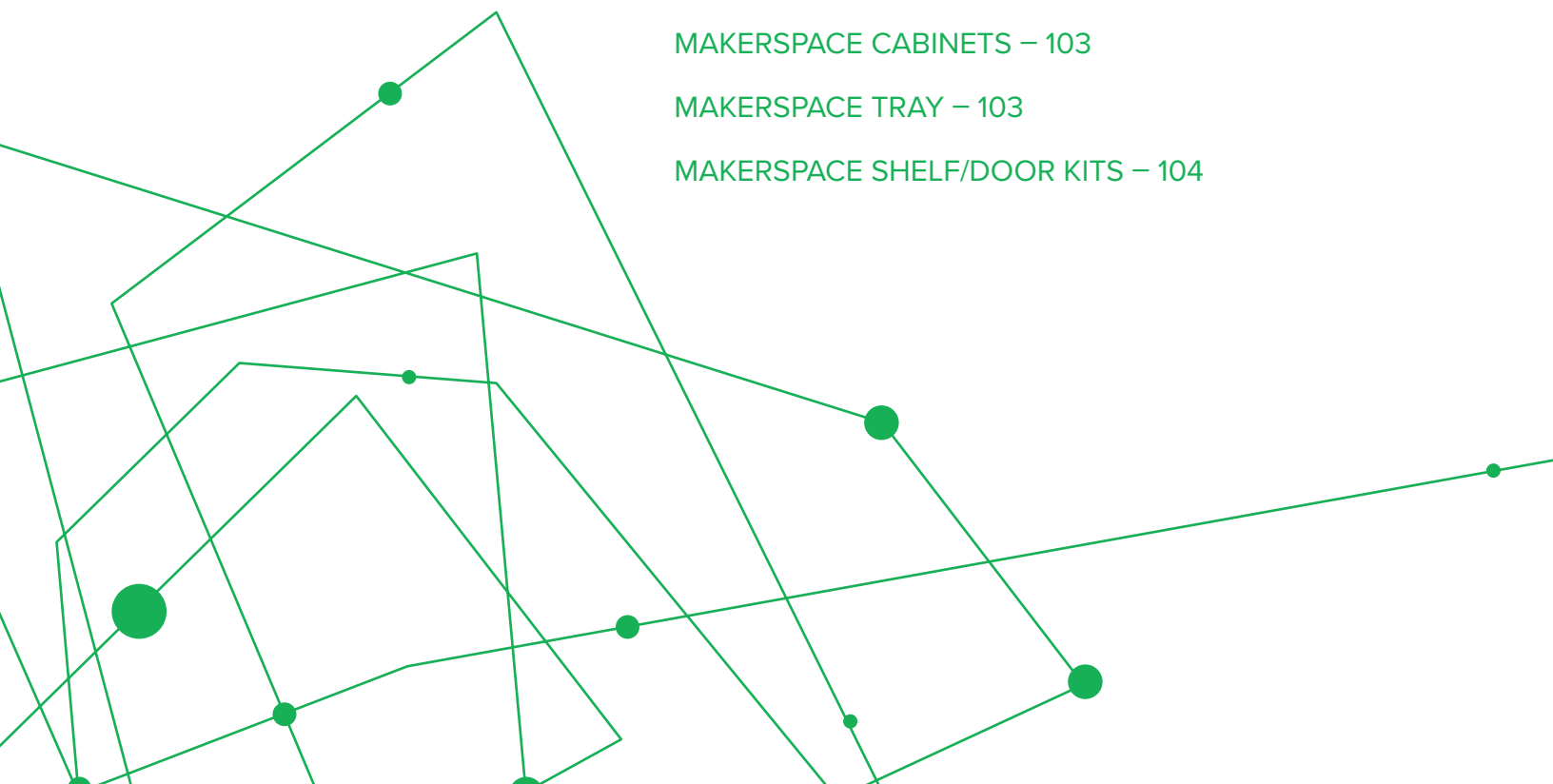
CABINETS – 101

BOOK SHELVES – 102

MAKERSPACE CABINETS – 103

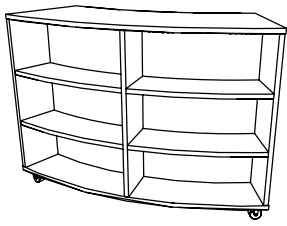
MAKERSPACE TRAY – 103

MAKERSPACE SHELF/DOOR KITS – 104



STATEMENT OF LINE

STORAGE



ASFVSC-1742F

**Single
Radius Cabinet**



ADVFSC-2042F

**Double Face
Radius Cabinet**



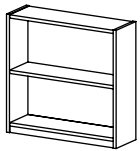
ASFVS-1742F

**Single
Linear Cabinet**



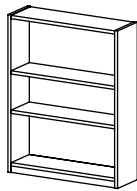
ADFVS-2042F

**Double Face
Linear Cabinet**

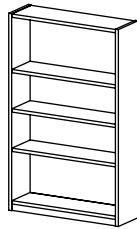


A1236MBC

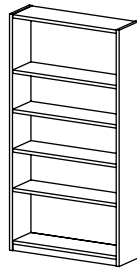
Book Shelf



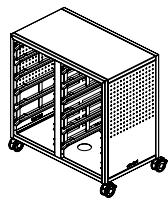
A1248MBC



A1260MBC

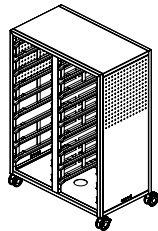


A1272MBC

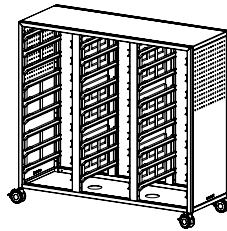


MSC-230PX
30"h

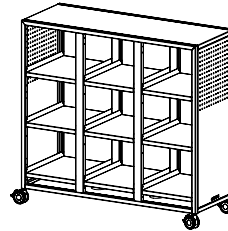
Cabinets




MSC-242PX
42"h



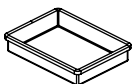
MSC-342PX
42"h



MSC-342PC
42"h

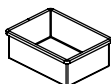


MSC-242PC
42"h

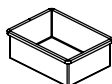


MSCA-TK1203

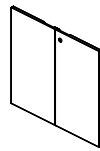
Tray Kits



MSCA-TK1206



MSCA-TK1212

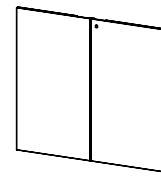


MSCA-DK2303


Door Kit



MSCA-DK2423



MSCA-DK3423




MSCA-SK1216

Shelf Kit


Standard Laminates (Mobile Cabinets, Bookshelves)



Standard Laminates (Makerspace Door Kit)



Premium Markerboard Laminates (Makerspace Door Kit)

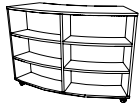


Additional designs available: Most Wilsonart® Laminates are available as special orders. Minimum quantities and extended lead times will apply. Any laminate design that is **not** part of the Artcobell collection shown here will be priced as **premium**.

Due to pattern scale and color variations in computer monitors and printers, we strongly suggest you view actual samples before making surface material selections.

Application & Specification Rules

- > Ships fully cartoned on pallet.
- > 1" core standard
- > Standard with 75mm casters, 2 of which are locking
- > Due to risk of damage in shipping, mobile cabinets and bookshelves must be shipped as part of a truck-load. They cannot be shipped prepaid LTL.
- > Standard with magnets on the outer side for docking
- > Edge band matches laminate selection
- > Back panels are standard titanium paint finish
- > Painted white back panel available for premium
- > Works with Soft Seating SS-BC18 Curved Bench and SS-RC1842 Rectangle Bench



Base Model	Description	Size	Cubes Each	Lbs Each	List Price Each Standard Each
Single Face Radius Shelves					
ASFVSC-1742F.4	Flat Panel, Titanium	42"h x 60"w x 17"d	36.5	228.0	\$3,401
ASFVSC-1742F.W	Flat Panel, White Markerboard	42"h x 60"w x 17"d	36.5	228.0	\$3,741



Double Face Radius Shelves					
ADFVSC-2042F.4	Flat Panel, Titanium	42"h x 60"w x 20"d	42.7	267.0	\$3,753
ADFVSC-2042F.W	Flat Panel, White Markerboard	42"h x 60"w x 20"d	42.7	267.0	\$4,127



Single Face Linear Shelves					
ASFVS-1742F.4	Flat Panel, Titanium	42"h x 42"w x 17"d	21.3	142.0	\$2,376
ASFVS-1742F.W	Flat Panel, White Markerboard	42"h x 42"w x 17"d	21.3	142.0	\$2,614



Double Face Linear Shelves					
ADFVS-2042F.4	Flat Panel, Titanium	42"h x 42"w x 20"d	25.8	162	\$2,822
ADFVS-2042F.W	Flat Panel, White Markerboard	42"h x 42"w x 20"d	25.8	162	\$3,104

Model Builder

Base Model	1st Option Laminate
	See page 100
ASFVS-1742F.4	7M

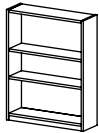
Model Example: ASFVS-1742F.4.7M

Application & Specification Rules

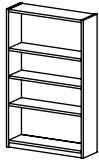
- > Ships fully cartoned on pallet.
- > Book shelves are 12"d
- > Edge band matches laminate selection
- > Due to risk of damage in shipping, mobile cabinets and bookshelves must be shipped as part of a truck-load. They cannot be shipped prepaid LTL.



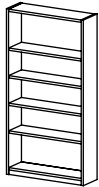
Base Model	Description	Cubes Each	Lbs Each	List Price Each Standard
36"h				
A1236MBC	36"h x 37 1/4"w x 12"d	12.1	87.0	\$656



48"h				
A1248MBC	48"h x 37 1/4"w x 12"d	15.9	102.0	\$763



60"h				
A1260MBC	60"h x 37 1/4"w x 12"d	19.8	117.0	\$961



72"h				
A1272MBC	72"h x 37 1/4"w x 12"d	23.6	140.0	\$1,157


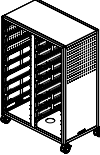
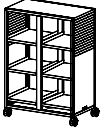

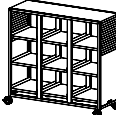
Model Builder

Base Model	•	1st Option Laminate
		See page 100
A1236MBC	•	7M

Model Example: A1236MBC.7M


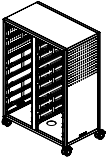
Application & Specification Rules

- > Cabinets are available in 30" or 42" heights.
- > Top and back panels are not perforated
- > Bottom panel is standard with a 3" round grommet for power or cord management
- > Standard with 75mm casters. Casters ship unattached in carton for field installation
- > All panels are standard white paint finish
- > Cabinets are specified and priced WITHOUT trays or shelves
- > Side panels are standard with pegboard holes
- > Frame is standard in titanium paint finish
- > Trays, shelves and other accessories must be specified separately

	Model	Description	Units Per Ctn	Cubes Each	Lbs Each	List Price Each
	2-Column With Rails, 30"h					
	MSC-230PX.4.W	Pegboard End Panel, w/Rails	1	9.4	92.0	\$1,566
	2-Column With Rails, 42"h					
	MSC-242PX.4.W	Pegboard End Panel, w/Rails	1	13.3	112.0	\$1,741
	2-Column With Cubbies, 42"h					
	MSC-242PC.4.W	Pegboard End Panel, w/Cubbies	1	13.3	147.0	\$2,334
	3-Column With Rails, 42"h					
	MSC-342PX.4.W	Pegboard End Panel, w/Rails	1	21.0	168.0	\$2,611
	3-Column With Cubbies, 42"h					
	MSC-342PC.4.W	Pegboard End Panel, w/Cubbies	1	21.0	220.0	\$3,081

Application & Specification Rules

- > 1 rail opening for 3" tray or shelf
- > 2 rail openings for 6" tray
- > Shelf can be substituted for 3" tray

	Model	MSCA-TK1203.T (3" Tray)	MSCA-TK1206.T (6" Tray)	MSCA-TK1212.T (12" Tray)
	MSC-230PX.4.W	12 Trays	6 Trays	4 Trays
	MSC-242PX.4.W	18 Trays	8 Trays (+2 - 3" Trays)	6 Trays
	MSC-342PX.4.W	27 Trays	12 Trays (+3 - 3" Trays)	9 Trays

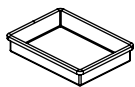
Tray Kits

Application & Specification Rules

> Trays are 16.5"D

> Trays are priced and specified as kits only.
Six (6) trays per kit

> Trays are standard with integrated front handle



Model	Description	Units Per Ctn	Cubes Each	Lbs Each	List Price Each
MSCA-TK1203.T	Makerspace, Tray Kit, 3"h x 12"w, Translucent, 6-Pack	6 PK	1.6	10.6	\$262
MSCA-TK1206.T	Makerspace, Tray Kit, 6"h x 12"w, Translucent, 6-Pack	6 PK	2.8	14.4	\$404
MSCA-TK1212.T	Makerspace, Tray Kit, 12"h x 12"w, Translucent, 2-Pack	2 PK	2.8	14.4	\$164

Shelf Kit


Application & Specification Rules

> White Acrylic shelves

> Six (6) shelves per kit

> Removable. Must lift to remove.

> Shelf kits are priced and specified as kits only



Model	Description	Units Per Ctn	Cubes Each	Lbs Each	List Price Each
MSCA-SK1216.W	Makerspace, Cabinet, Shelf Kit, 12"w x 16"d, 6-Pack	6 PK	0.43	13	\$554

Door Kit

Application & Specification Rules

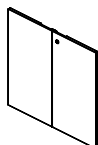
> Laminate surfaces

> Specify for 30" or 42" height cabinet

> Field installation required

> Standard locking

> Titanium painted edge



Model	Description	Units Per Ctn	Cubes Each	Lbs Each	List Price Each Standard	List Price Each Premium Markerboard
MSCA-DK230T	Makerspace, Cabinet, RH & LH Door Kit, 2-Column, 30"h	1 pair	0.78	28.0	\$418	\$638
MSCA-DK242T	Makerspace, Cabinet, RH & LH Door Kit, 2-Column, 42"h	1 pair	1.11	36.0	\$484	\$704
MSCA-DK342T	Makerspace, Cabinet, RH & LH Door Kit, 3-Column, 42"h	1 pair	1.70	54.0	\$726	\$996

Model Builder

Model	1st Option Door Color
	See page 100
MSCA-DK230T	7M

Model Example: MSCA-DK230T.7M


Caster Pack

Application & Specification Rules

> Use with all medium or heavy duty table legs

> Adjustable height table may be used with two (2) or four (4) casters

> Adjustable height range with casters varies with caster selection

> Recommended weight capacity per caster = 125 lbs.
(e.g., 2 casters = 250 lb. capacity)

Model	Description	Units Per Ctn	Cubes Each	Lbs Each	List Price Each
TA-CPMS75T4	Locking 4-Pack 75mm NXT MOV Caster	4	0.1	2	\$242

PROJECT

Large projects often include products that are not a part of the normal Artcobell production schedule. However, these products may still be needed to complete a project or fill a unique customer requirement. Many of those products are found in the Project Section of the price list. While Artcobell has the ability to manufacture the products in the Project Section, those products may require minimum quantities and/or longer lead times. Please contact Artcobell Sales or Customer Service before specifying, bidding, quoting or selling any product in the Project Section.

STATEMENT OF LINE – 106

STUDENT DESKS – 119

ALPHABET SEATING – 111









T-LEG TABLES – 121

DISCOVER SEATING – 115

STATEMENT OF LINE







PROJECT


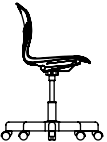
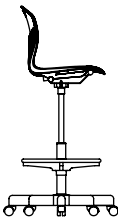

ALPHABET SEATING

							
AS4L16-1	AS4L18-1	AS4C16-1	AS4C18-1	ASCL16-1	ASCL18-1	AS4ST24-1	AS4ST30-1
Four Leg		Four Leg Caster		Cantilever		Four Leg Stool	

	
ASTA18 -1	ASST18-1
Task Chair	Swivel Stool

DISCOVER SEATING

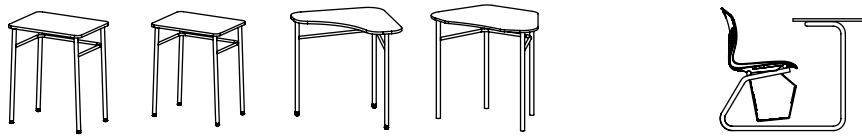
					
D10A-1	D10X-1	D16A-1	D16X-1	D109-1	D15A-1
Four Leg Stacking Chair					

			
D30A-1	DP9A-1 DP9X-1	DL9A-1 DL9X-1	D99A-1 D99X-1
Cantilever Chair	Task Chair	Swivel Stool	Four Leg Swivel Stool

STATEMENT OF LINE

PROJECT

STUDENT DESKS



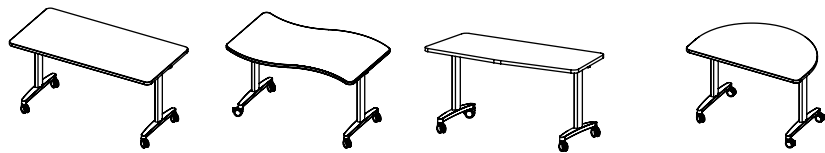
7SD4F300 7SD4F306 7SD3F30 7SD4F30T

7SD Series

D85A | D85X

Sled Combo Desks

TABLES



Rectangle Expanse

T-Leg Tables | Nesting

Chevron


Half-Round

T-Leg Table | Fixed

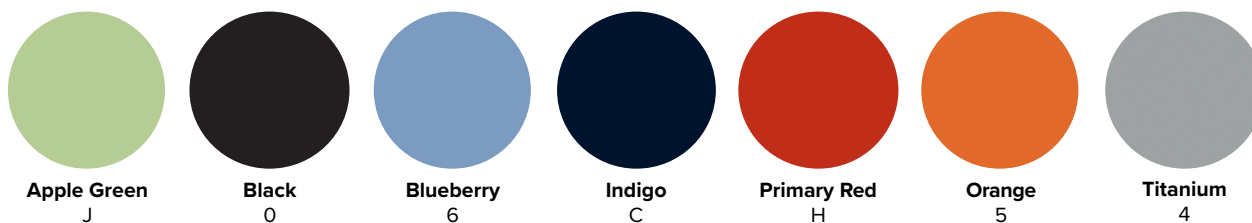
Standard Laminates



Premium Markerboard Laminates




Edge Band




Additional designs available: Most Wilsonart® Laminates are available as special orders. Minimum quantities and extended lead times will apply. Any laminate design that is **not** part of the Artcobell collection shown here will be priced as **premium**.

Shell colors may vary from batch to batch and over time due to natural variations in manufacturing process. Due to pattern scale and color variations in computer monitors and printers, we strongly suggest you view actual samples before making surface material selections.


Standard Soft Seating Colors - Silvertex® Vinyl




Acid
S01




Basil
S02




Bazaar
S03




Blackberry
S04



Borscht
S05




Bottle
S06



Bronze
S07



Carbon
S08



Celery
S09




Champagne
S10




Chestnut
S11




Cream
S12




Crème De Menthe
S13



Ice
S14




Imperial
S15



Jet
S16




Lagoon
S17




Limoncello
S18




Luggage
S19




Mandarin
S20




Marine
S21




Marsh
S22




Meteor
S23




Mocha
S24




Neutra
S25




Peat
S26



Plata
S27




Poppy
S28




Raspberry
S29




Sage
S30




Sapphire
S31




Sterling
S32




Storm
S33




Taupe
S34



Turquoise
S35



Umber
S36



Zest
S37


Additional vinyl may be available through Spradling as special orders:

- Silvertex Neo <https://spradlingvinyl.com/product/stx-8820-basil/>
- Edgeline <https://spradlingvinyl.com/product/edg-1854-emerald/>
- Genero <https://spradlingvinyl.com/product/gen-1914-terrain/>
- Maglia <https://spradlingvinyl.com/product/mag-1968-thunder/>


Email Cindy Hawkins (chawkins@artcobell.com) for pricing and lead times.

Shell colors may vary from batch to batch and over time due to natural variations in manufacturing process. Due to pattern scale and color variations in computer monitors and printers, we strongly suggest you view actual samples before making surface material selections.


Poly




Apple Green
9E




Azure
Z




Blueberry
9H




Clover
DG




Graphite
G




Navy Indigo
M




Onyx
D




Purple Iris
93




Reef
DT




Royal Blue
9B




Ruby Red
V



Squash
9L




Sunset Orange
9S



Taupe
T



Titanium
TN




Maroon
MN

Solid Plastic



Sugar Maple
D



Grey Spectrum
J



Walnut
W


Metal Frames



Titanium
4



Chrome
5



Black
7

Shell colors may vary from batch to batch and over time due to natural variations in manufacturing process. Due to pattern scale and color variations in computer monitors and printers, we strongly suggest you view actual samples before making surface material selections.

Four Leg Chair with Seat Pad

Application & Specification Rules

> Always ships fully cartoned.

> Chairs stack four (4) high.

> Order in multiples of 4 (full carton quantity)



Model	Description	Seat Height	Units Per Ctn	Cubes Each	Lbs Each	List Price Each
AS4L16-1	Seat Pad	16"	4	3.8	13.1	\$347
AS4L18-1	Seat Pad	18"	4	3.8	13.6	\$347

Model Builder

Model	1st Option Glide	2nd Option Frame Color	3rd Option Shell Color	4th Option Fabric Color
	Nylon (3) \$0 Steel (1) \$0 Non-Skid (2) \$10 Felt (F) \$10 Boot Indigo (M) \$10 Onyx (D) \$10 Graphite (G) \$10 Ruby Red (V) \$10 Q-Ball (7) \$10	Chrome (5) \$0 Titanium (4) \$0 Black (7) \$0 White (W) \$26	See page 110	See page 109 Standard \$0
AS4L16-1	3	4	M	S16

Model Example: AS4L16-1.3.4.M.S16

Please note standard quantities for all seating products. There is a \$5/unit net carton fee for less-than-carton quantity orders.

Four Leg Caster Chair

Application & Specification Rules

> Always ships fully cartoned

> Order in multiples of 4 (full carton quantity)



Model	Description	Seat Height	Units Per Ctn	Cubes Each	Lbs Each	List Price Each
AS4C16-1	Seat Pad	16"	4	3.8	14.3	\$391
AS4C18-1	Seat Pad	18"	4	3.8	14.8	\$391

Model Builder

Model	1st Option Glide	2nd Option Frame Color	3rd Option Shell Color	4th Option Fabric Color
	Hard Wheel Caster (H) \$0 NXT MOV Caster (C) \$8	Chrome (5) \$0 Titanium (4) \$0 Black (7) \$0 White (W) \$26	See page 110	See page 109 Standard \$0
AS4C16-1	H	4	93	S16

Model Example: AS4C16-1.H.4.93.S16

Cantilever Chair

Application & Specification Rules

> Always ships fully cartoned.

> Order in multiples of 4 (full carton quantity)



Model	Description	Seat Height	Units Per Ctn	Cubes Each	Lbs Each	List Price Each
ASCL16-1	Seat Pad	16"	4	3.8	16.6	\$386
ASCL18-1	Seat Pad	18"	4	3.8	17.2	\$386

Model Builder

Model	1st Option Glide	2nd Option Frame Color	3rd Option Shell Color	4th Option Fabric Color
	Nylon (3) \$0 Steel (1) \$0 Felt (F) \$10 Non-Skid (2) \$10	Chrome (5) \$0 Titanium (4) \$0 Black (7) \$0 White (W) \$26	See page 110	See page 109 Standard \$0
ASCL16-1	3	4	93	S04

Model Example: ASCL16-1.3.4.93.S04

Please note standard quantities for all seating products. There is a \$5/unit net carton fee for less-than-carton quantity orders.

Application & Specification Rules

> Always ships fully cartoned.

> Standard with nylon solo glide.

> Standard with welded foot rest



Model	Description	Seat Height	Units Per Ctn	Cubes Each	Lbs Each	List Price Each
AS4ST24-1	Seat Pad	24"	1	9.0	32.6	\$457
AS4ST30-1	Seat Pad	30"	1	11.5	34.6	\$467

Model Builder

Model	1st Option Glide	2nd Option Frame Color	3rd Option Shell Color	4th Option Fabric Color
	Solo Nylon (P) \$0	Chrome (5) \$0 Titanium (4) \$0 Black (7) \$0 White (W) \$26	See page 110	See page 109 Standard \$0
AS4ST24-1	P	4	93	S04

Model Example: AS4ST24-1.P.4.93.S04

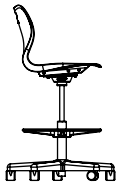
Please note standard quantities for all seating products. There is a \$5/unit net carton fee for less-than-carton quantity orders.

Application & Specification Rules

- > Always ship fully cartoned, one unit per carton
- > Standard with five-star base with swivel and
- > Lab stool includes 18" diameter metal foot ring. 10" adjustment range. 8" to 18" from floor.
- > Stool includes height adjustable 18" diameter foot ring
- > Black base only, no color specification required



Model	Description	Seat Height	Units Per Ctn	Cubes Each	Lbs Each	List Price Each
Task Chair						
ASTA18-1	Poly Shell with Seat Pad	16" - 21"	1	6.2	23.5	\$497



Swivel Stool						
ASST18-1	Poly Shell with Seat Pad	22" - 32"	1	6.2	28.0	\$563

Model Builder

Model	1st Option Caster/Glide	2nd Option Base Color	3rd Option Shell Color	4th Option Fabric Color
	Hard wheel Caster (H) \$0 Bell Glide (B) \$0	Black (5) \$0 Titanium (4) \$34	See page 110	See page 109 Standard \$0
ASTA18-1	H	5	M	S04

Model Example: ASTA18-1.H.M.S04

Please note standard quantities for all seating products. There is a \$5/unit net carton fee for less-than-carton quantity orders.

Application & Specification Rules

- > Four leg and caster chairs ship without cartons on truckloads
- > Four leg chairs stack to 10 high. Caster chairs stack 4 high
- > Bookrack chairs always ship fully cartoned
- > Bookrack chairs must be ordered in multiples of 2 (full carton quantities)
- > Only D16 models have casters.



Model	Description	Seat Height	Cubes Each	Lbs Each	List Price Each
D10A-1	Seat Pad	18"	1.5	9.5	\$244
D10X-1	Seat Pad	18"	1.6	13.0	\$264



With Casters					
D16A-1	Seat Pad	18"	1.5	12.8	\$316
D16X-1	Seat Pad	18"	1.6	14.4	\$334



Music Chair - Band Pitch					
D109-1	Seat Pad	18"	1.5	9.5	\$275

With Book Rack - Always Ships Fully Cartoned



Model	Description	Seat Height	Chairs Per Ctn	Cubes Each Ctn	Lbs Each Ctn	List Price Each
D15A-1	Seat Pad	18"	2	5.9	15.0	\$340

Model Builder

Model	.	1st Option Glide	.	2nd Option Frame Color	.	3rd Option Shell Color	.	4th Option Fabric Color
		Nylon (3) \$0 Steel (1) \$0 Non-Skid (2) \$10 Felt (F) \$10 Boot Indigo (M) \$10 Onyx (D) \$10 Graphite (G) \$10 Ruby Red (V) \$10 Q-Ball (7) \$10		Chrome (5) \$0 Titanium (4) \$0 Black (7) \$0 White (W) \$26		See page 110		See page 109 Standard \$0
D10A-1	.	3	.	4	.	M	.	S16

Model Example: D10A-1.3.4.M.S16

Please note standard quantities for all seating products. There is a \$5/unit net carton fee for less-than-carton quantity orders.

Application & Specification Rules

> NOTE MODELS ARE FOR CARTON QUANTITIES

> Chairs stack to 10 high, caster chairs stack 4 high

> By ordering a quantity of one (1) you will receive 5 chairs

> Carton pack models for LTL Shipments

> Carton Pack models are priced and sold as 5-packs only



Model	Description	Seat Height	Units Per Ctn	Cubes Each Ctn	Lbs Each Ctn	List Price Each Ctn
D10AC-1	Seat Pad, 5-Chairs, Fully Cartoned	18"	5	13.2	58.5	\$1,235
D10XC-1	Seat Pad, 5-Chairs, Fully Cartoned	18"	5	19.0	72.5	\$1,347

**With Casters**

D16AC-1	Seat Pad, 4-Chairs, Fully Cartoned	18"	4	13.2	57.3	\$1,282
D16XC-1	Seat Pad, 4-Chairs, Fully Cartoned	18"	4	19.0	65.7	\$1,369

**Music Chair**

D109C-1	Seat Pad, 5-Chairs, Fully Cartoned	18"	5	13.2	57.5	\$1,390
---------	------------------------------------	-----	---	------	------	---------

Model Builder

Model	1st Option Glide	2nd Option Frame Color	3rd Option Shell Color	4th Option Fabric Color
	Nylon (3) \$0 Steel (1) \$0 Non-Skid (2) \$50 (\$10 per chair) Felt (F) \$50 (\$10 per chair) Boot Indigo (M) \$50 (\$10 per chair) Onyx (D) \$50 (\$10 per chair) Graphite (G) \$50 (\$10 per chair) Ruby Red (V) \$50 (\$10 per chair) Q-Ball (7) \$50 (\$10 per chair)	Chrome (5) \$0 Titanium (4) \$0 Black (7) \$0 White (W) \$130 (\$26 per chair)	See page 110	See page 109 Standard \$0
D10AC-1	3	4	M	S16

Model Example: D10AC-1.3.4.M.S16

Please note standard quantities for all seating products. There is a \$5/unit net carton fee for less-than-carton quantity orders.

Application & Specification Rules

> Always ships fully cartoned

> Chairs stack 4 high



Model	Description	Seat Height	Units Per Ctn	Cubes Each	Lbs Each	List Price Each
D30A-1	Seat Pad	18"	4	3.9	16.1	\$341

Model Builder

Model	1st Option Glide	2nd Option Frame Color	3rd Option Shell Color	4th Option Fabric Color
	Nylon (3) \$0 Steel (1) \$0 Non-Skid (2) \$10 Felt (F) \$10	Chrome (5) \$0 Titanium (4) \$0 Black (7) \$0 White (W) \$26	See page 110	See page 109 Standard \$0
D30A-1	3	5	9H	S04

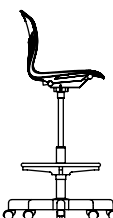
Model Example: D30A-1.3.5.9H.S04

Please note standard quantities for all seating products. There is a \$5/unit net carton fee for less-than-carton quantity orders.

Task Chair & Swivel Stool

Application & Specification Rules

- > Always ship fully cartoned, one unit per carton
- > Five-star base, black only
- > Lab stool includes 18" diameter metal foot ring. 10" adjustment range, 8" to 18" from floor
- > Available with hard-wheel caster or bell glides
- > Pneumatic height adjustment.



Model	Description	Seat Height	Units Per Ctn	Cubes Each	Lbs Each	List Price Each
Task Chair						
DP9A-1	Seat Pad, A shell size	17" - 22"	1	6.2	22.9	\$427
DP9X-1	Seat Pad, A+ shell size	17" - 22"	1	6.2	24.1	\$464
Swivel Stool						
DL9A-1	Seat Pad, A shell size	24" - 34"	1	6.2	29.6	\$464
DL9X-1	Seat Pad, A+ shell size	24" - 34"	1	6.2	30.8	\$500

Model Builder

Base	1st Option Caster/Glide	2nd Option Shell Color	3rd Option Fabric Color
	Hard wheel Caster (H) Bell Glide (B)	See page 110	See page 109 Standard
DP9A-1	H	M	S04

Model Example: DP9A-1.H.M.S04

Four Leg Swivel Stool

Application & Specification Rules

- > Always ships fully cartoned
- > Include foot rest, non-adjustable
- > Seat swivels 360-degrees
- > Must order in multiples of 2 (full carton quantity)



Model	Description	Seat Height	Units Per Ctn	Cubes Each	Lbs Each	List Price Each
D99A-1	Seat Pad, A shell size	25" - 33"	2	5.0	23.3	\$467
D99X-1	Seat Pad, A+ shell size	25" - 33"	2	5.0	24.0	\$491

Model Builder

Model	1st Option Caster/Glide	2nd Option Frame Color	3rd Option Shell Color	4th Option Fabric Color
	Nylon (3) \$0 Steel (1) \$0 Non-Skid (2) \$10 Felt (F) \$10 Boot Indigo (M) \$10 Onyx (D) \$10 Graphite (G) \$10 Ruby Red (V) \$10 Q-Ball (7) \$10	Chrome (5) \$0 Titanium (4) \$0 Black (7) \$0 White (W) \$26	See page 110	See page 109 Standard \$0
D99A-1	1	5	M	S04

Model Example: D99A-1.1.5.M.S04

Please note standard quantities for all seating products. There is a \$5/unit net carton fee for less-than-carton quantity orders.

Application & Specification Rules

- > Always ships fully cartoned, two units per carton
- > Accommodates a variety of book box and backpack hook accessories. See page 65
- > When selecting a markerboard laminate, you must specify Model with banded flat edge (E)
- > Must order in multiples of 2 (full carton quantity)
- > Accessories are specified and priced separately. All accessories are field installed



Four Leg Student Desk | Rectangle 18" x 24"

Model	Top Material Edge	Height	Units Per Ctn	Cubes Each	Lbs Each	List Price Each Standard	List Price Each Premium Markerboard
7SD4F3003	Laminate Clear Edge (3)	Fixed, 30"	2	4.9	20.0	\$179	N/A
7SD4F300E	Laminate Banded Flat Edge (E)	Fixed, 30"	2	4.9	20.0	\$220	\$271
7SD4F300S	Solid Plastic (S)	Fixed, 30"	2	4.9	22.0	\$261	N/A



Four Leg Student Desk | Rectangle 20" x 26"

7SD4F3063	Laminate Clear Edge (3)	Fixed, 30"	2	5.5	21.0	\$219	N/A
7SD4F306E	Laminate Banded Flat Edge (E)	Fixed, 30"	2	5.5	21.0	\$264	\$320
7SD4F306S	Solid Plastic (S)	Fixed, 30"	2	5.5	23.0	\$312	N/A



Tri-Top | 28" x 28"

7SD3F303	Laminate Clear Edge (3)	Fixed, 30"	2	7.4	24.0	\$226	N/A
7SD3F30E	Laminate Banded Flat Edge (E)	Fixed, 30"	2	7.4	24.0	\$274	\$330
7SD3F30S	Solid Plastic (S)	Fixed, 30"	2	7.4	26.0	\$367	N/A



Trapezoid | 20" x 32"

7SD4F30T3	Laminate Clear Edge (3)	Fixed, 30"	2	7.3	25.0	\$235	N/A
7SD4F30TE	Laminate Banded Flat Edge (E)	Fixed, 30"	2	7.3	25.0	\$285	\$341

Model Builder

Model	•	1st Option Glide	•	2nd Option Frame Color	•	3rd Option Top Color	•	4th Option Edge Color
		Nylon (3)		Black (7) Titanium (4) Chrome (5) White (W)	\$0 \$0 \$0 \$47	See pages 108 + 110		See page 108
7SD4F3003	•	3	•	4		7M	•	

Model Example with Solid Plastic Top: 7SD4A03.3.4.7M

Model Example with Premium Markerboard: 7SD4F30TE.3.4.W5.4

Application & Specification Rules

- > Always ships fully cartoned, two units per carton
- > Standard with fixed wire book rack
- > Standard without glides
- > Must order in multiples of 2 (full carton quantities)



Model	Top Size	Top Material Edge	Height	Units Per Ctn	Cubes Each	Lbs Each	List Price Each
D85A3	18" x 24"	Laminate Clear Edge (3)	18"	2	9.8	43.9	\$473
D85AS	18" x 24"	Solid Plastic (S)	18"	2	9.8	47.9	\$556
D85X3	18" x 24"	Laminate Clear Edge (3)	18"	2	11.5	44.8	\$523
D85XS	18" x 24"	Solid Plastic (S)	18"	2	11.5	48.8	\$606

Model Builder

Model	•	1st Option Glide	•	2nd Option Frame Color	•	3rd Option Shell Color	•	4th Option Top Color
		None (X) \$0		Chrome (5) \$0		See page 110		See pages 108 + 110
D85A3	•	X	•	5	•	9H	•	3E

Model Example: D85A3.X.5.9H.3E

Application & Specification Rules

- > 1 1/8" core standard
- > Standard with casters includes 2-locking and 2 non-locking dual wheel black casters
- > Depth of unit (except foot) when flipped up/storage position is 8-1/4"
- > Ordered and sold as a COMPLETE table (top & legs)
- > Two handle operation required to unlatch and pivot top
- > Grommets available as a separately specified and field installed item. See page 93
- > Field installation of legs required


Model	Description	Size	Leg Type Height	Units Per Ctn	Cubes Each	Lbs Each	List Price Each Standard	List Price Each Premium Markerboard
Rectangle								
DTN5RC24F	Laminate Flat Edge (F)	24"d x 54"w	Nesting, 25" Fixed	1	6.4	71.9	\$1,105	\$1,243
DTN5RC25F	Laminate Flat Edge (F)	24"d x 60"w	Nesting, 25" Fixed	1	6.9	78.9	\$1,176	\$1,340
DTN5RC26F	Laminate Flat Edge (F)	24"d x 72"w	Nesting, 25" Fixed	1	8.0	89.7	\$1,225	\$1,411
DTN5RC34F	Laminate Flat Edge (F)	30"d x 54"w	Nesting, 25" Fixed	1	6.4	84.7	\$1,135	\$1,298
DTN5RC35F	Laminate Flat Edge (F)	30"d x 60"w	Nesting, 25" Fixed	1	6.9	92.6	\$1,201	\$1,377
DTN5RC36F	Laminate Flat Edge (F)	30"d x 72"w	Nesting, 25" Fixed	1	8.0	110.6	\$1,253	\$1,446
Expanse								
DTN5EX34F	Laminate Flat Edge (F)	30"d x 54"w	Nesting, 25" Fixed	1	6.4	89.0	\$1,284	\$1,492
Chevron								
DTN5CV25	Laminate Flat Edge (F)	24"d x 60"w	Nesting, 25" Fixed	1	6.9	85.0	\$1,284	\$1,492

Model Builder

Model	1st Option Frame Color	2nd Option Top Laminate	3rd Option Edge Color
	Titanium (4) Black (7)	See page 108	See page 108
DTN5RC24F	4	7M	4

Model Example: DTN5RC24F.4.7M.4

Fixed Half-Round Table | Non-Nesting | 25" Height



Half-Round (Fixed Leg | Non-Nesting)

DTF5HR48F	Laminate Flat Edge (F)	32"d x 48"w	25" Fixed	1	6.2	69.0	\$1,001	\$1,163
DTF5HR60F	Laminate Flat Edge (F)	30"d x 60"w	25" Fixed	1	6.9	73.0	\$1,039	\$1,217

Model Builder

Model	1st Option Glide	2nd Option Frame Color	3rd Option Top Laminate	4th Option Edge Color
	Caster (H) \$0	Titanium (4) Black (7) \$0	See page 108	See page 108
DTF5HR60F	H	4	7M	4


Model Example: DTF5HR60F.H.4.7M.4

Application & Specification Rules

- > 1 1/8" core standard
- > Standard with casters includes 2-locking and 2 non-locking dual wheel black casters
- > Depth of unit (except foot) when flipped up/storage position is 8-1/4"
- > Ordered and sold as a COMPLETE table (top & legs)
- > Two handle operation required to unlatch and pivot top
- > Grommets available as a separately specified and field installed item. See page 93
- > Field installation of legs required

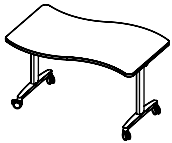
Model	Description	Size	Leg Type Height	Units Per Ctn	Cubes Each	Lbs Each	List Price Each Standard	List Price Each Premium Markerboard
-------	-------------	------	-------------------	---------------	------------	----------	--------------------------	-------------------------------------

Rectangle



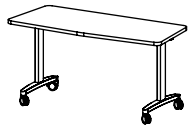
DTN7RC24F	Laminate Flat Edge (F)	24"d x 54"w	Nesting, 27" Fixed	1	6.4	71.9	\$1,105	\$1,243
DTN7RC25F	Laminate Flat Edge (F)	24"d x 60"w	Nesting, 27" Fixed	1	6.9	78.9	\$1,176	\$1,340
DTN7RC26F	Laminate Flat Edge (F)	24"d x 72"w	Nesting, 27" Fixed	1	8.0	89.7	\$1,225	\$1,411
DTN7RC34F	Laminate Flat Edge (F)	30"d x 54"w	Nesting, 27" Fixed	1	6.4	84.7	\$1,135	\$1,298
DTN7RC35F	Laminate Flat Edge (F)	30"d x 60"w	Nesting, 27" Fixed	1	6.9	92.6	\$1,201	\$1,377
DTN7RC36F	Laminate Flat Edge (F)	30"d x 72"w	Nesting, 27" Fixed	1	8.0	110.6	\$1,253	\$1,446

Expanse



DTN7EX34F	Laminate Flat Edge (F)	30"d x 54"w	Nesting, 27" Fixed	1	6.4	89.0	\$1,284	\$1,492
-----------	--------------------------	-------------	--------------------	---	-----	------	---------	---------

Chevron



DTN7CV25F	Laminate Flat Edge (F)	24"d x 60"w	Nesting, 27" Fixed	1	6.9	85.0	\$1,284	\$1,492
-----------	--------------------------	-------------	--------------------	---	-----	------	---------	---------

Model Builder

Model	1st Option Frame Color	2nd Option Top Laminate	3rd Option Edge Color
	Titanium (4) Black (7)	See page 108	See page 108
DTN7CV25F	4	7M	4

Model Example: DTN7CV25.4.7M.4

Fixed Half-Round Table | Non-Nesting | 27" Height



Half-Round (Fixed Leg | Non-Nesting)

DTF7HR48F	Laminate Flat Edge (F)	32"d x 48"w	27" Fixed	1	6.2	69.0	\$1,001	\$1,163
DTF7HR60F	Laminate Flat Edge (F)	30"d x 60"w	27" Fixed	1	6.9	73.0	\$1,039	\$1,217

Model Builder

Model	1st Option Glide	2nd Option Frame Color	3rd Option Top Laminate	4th Option Edge Color
	Caster (H) \$0	Titanium (4) Black (7) \$0	See page 108	See page 108
DTF7HR48F	H	4	7M	4

Model Example: DTF7HR48F.H.4.7M.4

The warranty information below is effective on all Artcobell products for orders manufactured after January 1, 2017. For warranty information concerning orders placed prior to January 1, 2017, please refer to the warranty information contained in the published price list of the corresponding year. For additional information relating to warranty, please contact your Customer Service Representative.

Effective July 1, 2020

Artcobell warrants to the original purchaser that its products are free from defects in material and workmanship under normal classroom or commercial use for as long as the life of the product, except as set forth below.

During the warranty period, Artcobell will replace, or at its option, repair locally, repair at its factory, or return the purchase price of any Artcobell brand product manufactured after January 1, 2017 that, upon inspection by Artcobell, is determined to be defective in material or workmanship.

This warranty is subject to the following provisions:

Some natural variations occurring in polypropylene material or other natural materials are inherent to their character and are not considered defects. Artcobell does not warrant the colorfastness or matching of colors, grains, or textures of these materials. Customer's Own Material (COM) selected by and used at the request of an original purchaser is not warranted.

Our products are intended for interior use — exterior use of them will void the warranty.

The materials and components listed below are covered from the date of sale according to the following:

- Seating controls, glides, pneumatic cylinders, casters, chroming and polymer-based components and foam – 3 years
- User-adjustable worksurface mechanisms, tablet arm mechanisms, lounge products, occasional tables, seating upholstery fabrics and vinyls and other covering materials – 3 years

Soft seating products manufactured by artcobell are warranted to be free of defects in material and workmanship under normal use for the lifetime of the product. Product must be properly cared for, maintained and in use by its original owner. Under the warranty, the obligation of artcobell is limited to the repair or replacement of such furniture. Damage in transit or by negligence, abuse, abnormal usage, misuse, accidents or alterations nullifies the warranty.

As Buyer's sole remedy under this warranty, artcobell, at its option, will repair or replace damaged parts at no charge to the original owner of record provided the replacement or return has previously been authorized by artcobell under

terms of this warranty. Normal aging and wear of fabrics, filling materials, and finishes are excepted from this warranty. It is expressly agreed that this remedy of repair, replacement or credit, at artcobell's option, is Buyer's exclusive remedy under this warranty. In no event shall Seller be liable for consequential damages.

This warranty does not apply to:

- Normal wear and tear
- Damage from environmental factors
- Damage from sharp objects (e.g., writing utensils, heeled shoes, scissors, jewelry, and keys)
- Damage from accident, alteration, misuse, or improper installation or maintenance
- Modifications or attachments to the product not approved by Artcobell
- Products used for rental purposes
- Damage caused by the carrier in-transit, which is handled under separate terms
- Third-party products — Artcobell, to the extent possible, will pass through to the original purchaser (and process claims under) any warranty provided by third-party products supplied to Artcobell.
- All warranty claims are to be made in writing by the original purchaser. The original purchaser may be required to produce the invoice or other evidence to establish that a claim is within the warranty period.

Damage to flooring (dimpling, indentation or similar) is not covered. Warranty as to the suitability of flooring used with school furniture glides and caster rests solely with the flooring manufacturer.

To the extent allowed by law, Artcobell makes no other warranty, either express or implied, including any warranty or merchantability or fitness for a particular purpose. Artcobell is not liable for any indirect consequential or incidental damages. This warranty contains the original purchaser's exclusive remedy.

Your Artcobell Dealer is our resource in supporting your warranty requests. To obtain service under this warranty, please contact your Artcobell Dealer.