



ATHENS® TABLES

PRICE LIST

January 3, 2011

Updated January 25, 2023

800.424.2432

Athens® Tables	
General Information	3
Product Color Options	7
Square--Tapered Base, 3" Column, Fixed Height	8
Square--Flat Disc Base, 4" Column, Fixed Height	9
Square--Flat Disc Base, 5.5" Column, Fixed Height	10
Round--Tapered Base, 3" Column, Fixed Height	11
Round--Tapered Base, 3" Column, Adjustable Height	12
Round--Flat Disc Base, 4" Column, Fixed Height	13
Round--Flat Disc Base, 5.5" Column, Fixed Height	14
Athens® Booth Tables	
Square--Flat Disc Base, 4" Column, Fixed Height	15
Rectangular--Flat Disc Base, 4" Column, Fixed Height	16



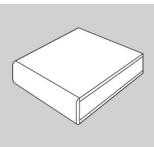
Round Tapered Base



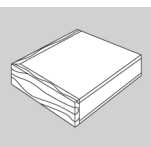
Round Disc Base



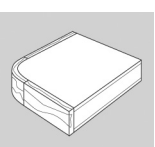
Laminate; 1-1/4" round vinyl bullnose edge; 1-1/2" radius corner (54B)



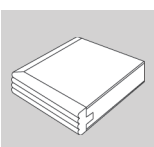
Laminate; 7/4P edge; square corner (74P)



Laminate; 3/8" x 1-1/4" wood band edge; square corner; corner joint is not mitered (34S)



Laminate; 3/8 x 1-1/4" wood band edge; radius corner (34R)



Veneer-Reed; solid wood T-edge on 1-1/8" particleboard (RE)



Veneer-Plateau; post-formed veneer over 1-1/8" MDF (PT)

INFORMATION

Warranty
Refer to KI Terms & Conditions document or visit ki.com



PRODUCT SPECIFICATIONS

Athens® Table

December 2020

TECHNICAL SPECIFICATIONS

Table Bases

Tapered Base (ATH3)

Tapered round pedestal base is .07" thick steel. Tapered base is 26" in diameter for 36" square and 42" Round tops only. Tapered base is 22" diameter for all other top sizes. 3" diameter column is constructed of 14-gauge steel. Table mounting plate is 7-gauge steel, and attaches to the underside of the worksurface using eight # 12 Phillips pan head screws. Adjustable glides are 1" diameter, nickel plated with 5/16" stems. No tools are required for glide adjustment.

Disc Base (ATH4)

Flat round pedestal base is a .07" thick steel cover over a 1/4" thick steel plate. Base is 20" diameter for all 24" and 30" round table units and for all 24" square table units. Base is 24" diameter for all 36" round table units, for 42" round table units at 29" OTH (overall table height), and for all 30" square table units. Base is 32" diameter for 42" round table units at 42" OTH, and for all 36" and 42" square table units. 4" diameter column is constructed of 14-gauge steel. Table mounting plate is 7-gauge steel, and attaches to the underside of the worksurface using eight # 12 Phillips pan head screws. Adjustable glides are 1" diameter nickel plated with 5/16" stems. No tools are required for glide adjustment.

Table Base ATH5

Flat round pedestal base is a .07" thick steel cover over a 1/4" thick steel plate. Base is 32" diameter for all round and square table units. 5" diameter column is constructed of 14-gauge steel and is used for all 48" and 54" round table units and all square table units. 6" diameter column is used on 60" round table units and is constructed of 14-gauge steel. Table mounting plate is 7-gauge steel, and attaches to the underside of the worksurface with eight # 12 Phillips pan head screws. Adjustable glides are 1" diameter nickel plated with 5/16" stems. No tools are required for glide adjustment.

Booth Table Base

Heavy Base (AHDAA & AHDAC)

Heavy round pedestal base consists of a 14-gauge spun steel cover adhered to two 1/4" thick steel plates. Heavy base is 20" in diameter for all 24" and 26" booth table units, 24" in diameter for all 30" and 36" units and 32" in diameter for 42" and 48" units. 4" diameter column is constructed of 14-gauge steel. Table mounting plate is 7-gauge steel, and attaches to the underside of the worksurface using eight # 12 Phillips pan head screws. Adjustable glides are 1" diameter nickel plated with 5/16" stems. No tools are required for glide adjustment.

Base Finishes

Standard base finishes include electroplated chrome and powder-coated, oven-cured paint.

Laminate Table Surfaces

Laminate tops feature a 1 1/8" thick high-density particleboard core with high-pressure laminate top and phenolic backing sheet. Total thickness of table top is 1 1/4". Tops are pre-drilled.

Veneer Table Surfaces

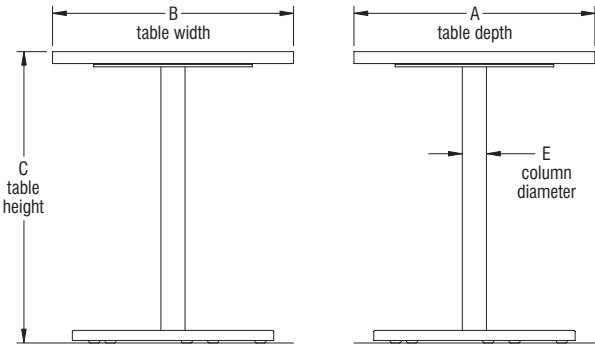
Veneer tops feature a 1 1/8" thick high-density particleboard core with wood veneer and backing sheet, and finished with a catalyzed varnish finish. Total thickness of table top is 1 1/4". Tops are pre-drilled.

DIMENSIONS

Athens Square Tables

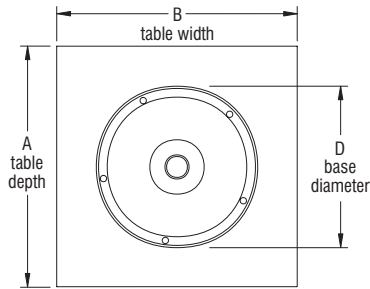
Model Number	A Table Depth	B Table Width	C Table Height	D Base Diameter	E Column Diameter
AH3S2429	24"	24"	29"	22"	3"
AH3S3029	30"	30"	29"	22"	3"
AH3S3629	36"	36"	29"	26"	3"
AH3S2442	24"	24"	42"	22"	3"
AH3S3042	30"	30"	42"	22"	3"
AH4S2429	24"	24"	29"	20"	4"
AH4S3029	30"	30"	29"	24"	4"
AH4S3629	36"	36"	29"	32"	4"
AH4S4229	42"	42"	29"	32"	4"
AH4S2442	24"	24"	42"	20"	4"
AH4S3042	30"	30"	42"	24"	4"
AH4S3642	36"	36"	42"	32"	4"
AH4S4242	42"	42"	42"	32"	4"
AH5S3629	36"	36"	29"	32"	5"
AH5S4229	42"	42"	29"	32"	5"
AH5S4829	48"	48"	29"	32"	5"
AH5S3642	36"	36"	42"	32"	5"
AH5S4242	42"	42"	42"	32"	5"
AH5S4842	48"	48"	42"	32"	5"

(model AH4S2429 with disc base (ATH4) shown)



(front view)

(side view)



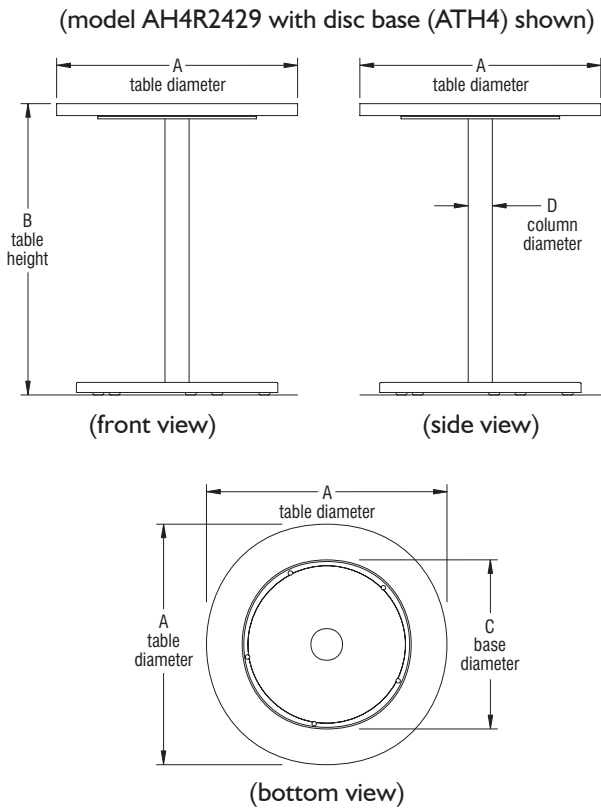
(bottom view)



DIMENSIONS

Athens Round Tables

Model Number	A Table Diameter	B Table Height	C Base Diameter	D Column Diameter
AH3R2429	24"	29"	22"	3"
AH3R3029	30"	29"	22"	3"
AH3R3629	36"	29"	22"	3"
AH3R4229	42"	29"	26"	3"
AH3R2442	24"	42"	22"	3"
AH3R3042	30"	42"	22"	3"
AH3R3642	36"	42"	22"	3"
AH4R2429	24"	29"	20"	4"
AH4R3029	30"	29"	20"	4"
AH4R3629	36"	29"	24"	4"
AH4R4229	42"	29"	24"	4"
AH4R2442	24"	42"	20"	4"
AH4R3042	30"	42"	20"	4"
AH4R3642	36"	42"	24"	4"
AH4R4242	42"	42"	32"	4"
AH5R4829	48"	29"	32"	5"
AH5R5429	54"	29"	32"	5"
AH5R6029	60"	29"	32"	5"
AH5R4842	48"	42"	32"	5"

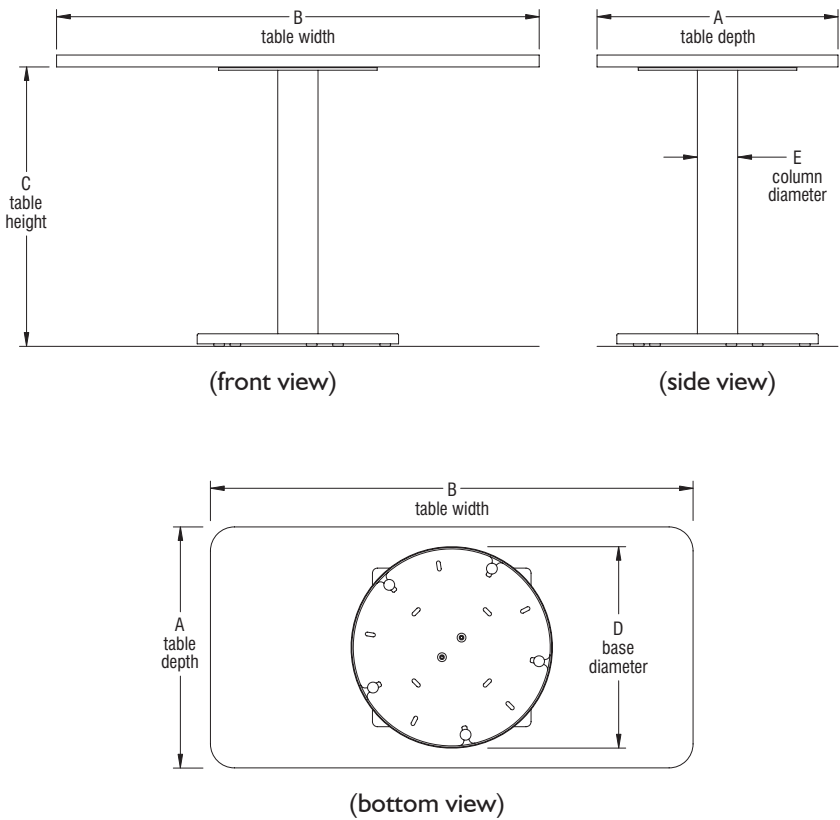


DIMENSIONS

Athens Rectangular & Square Booth Tables

Model Number	A Table Depth	B Table Width	C Table Height	D Base Diameter	E Column Diameter
AHDAA2448	24"	48"	29"	20"	4"
AHDAA2648	26"				
AHDAA3048	30"			24"	
AHDAA3648	36"				
AHDAA4248	42"			32"	
AHDAC48	48"				


(model AHDAA2448 with disc base (ATH4) shown)






STATEMENT OF LINE


Athens Square Tables



Square Table, 3" Column, 29" H
AH3S2429
AH3S3029
AH3S3629



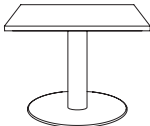
Square Table, 3" Column, 42" H
AH3S2442
AH3S3042




Square Table, 4" Column, 29" H
AH4S2429
AH4S3029
AH4S3629
AH4S4229



Square Table, 4" Column, 42" H
AH4S2442
AH4S3042
AH4S3642
AH4S4242



Square Table, 5" Column, 29" H
AH5S3629
AH5S4229
AH5S4829




Square Table, 5" Column, 42" H
AH5S3629
AH5S4229
AH5S4829

Athens Round Tables




Round Table, 3" Column, 29" H
AH3R2429
AH3R3029
AH3R3629
AH3R4229



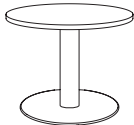
Square Table, 3" Column, 42" H
AH3R2442
AH3R3042
AH3R3642



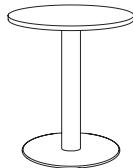
Round Table, 4" Column, 29" H
AH4R2429
AH4R3029
AH4R3629
AH4R4229



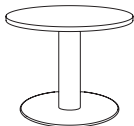
Round Table, 4" Column, 42" H
AH4R2442
AH4R3042
AH4R3642
AH4R4242



Round Table, 5" Column, 29" H
AH5R4829
AH5R5429



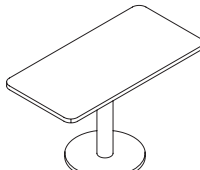
Round Table, 5" Column, 42" H
AH5R4842



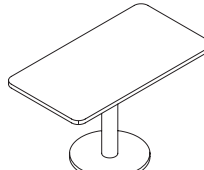
Round Table, 6" Column, 29" H
AH6R6029

STATEMENT OF LINE

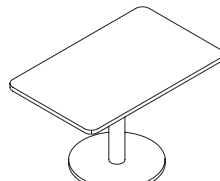
Athens Rectangular Booth Tables



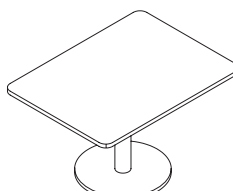
AHDAA2448



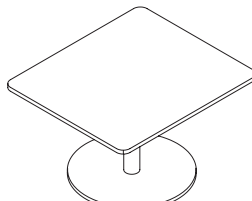
AHDAA2648



AHDAA3048

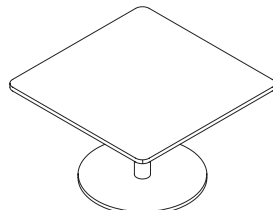


AHDAA3648



AHDAA4248

Athens Square Booth Tables



AHDAC48



Surface Finish--Laminate		Flannel	EFN	Warm Grey	EWG
Belair	LBQ	Frosty White	EFW	Windsor Mahogany	EWY
Biltmore Cherry	LBT	Hazy Jade	EHJ	Zesty Lime	EZL
Black	LBK	Honey Bee	EHY	Veneer Surface and Edge Colors for RE and PT Edge	
Brighton Walnut	LBW	Light Tone	ELG	Cherry Storm on Maple	MCX
Canyon Zephyr	LCA	Mardi Gras	EMG	Cinnamon on Maple	MCN
Castle Oak	LCO	Misty Brown	EMY	Cocoa on Maple	MCA
Casual Linen	LCU	Nemo	ENE	Kensington Maple on Maple	MMA
Cherry Storm	LCX	Nordic	END	Monticello Maple on Maple	MMT
Classic Linen	LCI	Poppy Red	EPR	River Cherry on Maple	MRY
Cloud Zephyr	LCL	Purple Haze	EPH	Wood Edge Finish for 34R and 34S Edge	
Cocobala	LCC	Rubber Ducky	ERK		
Crisp Linen	LRI	Sand	ESA	Biltmore Cherry on Maple	MBT
Desert Zephyr	LDZ	Sky Blue	ESK	Brighton Walnut on Maple	MBW
Dove Grey	LDG	Surf's Up	ESP	Castle Oak on Maple	VOK
Fired Steel	LIL	Twilight Shadow	ETI	Cherry Storm on Maple	MCX
Flax Linen	LXF	Ultra Blue	EUB	Cinnamon on Maple	MCN
Florence Walnut	LFC	Warm Grey	EWG	Cocoa on Maple	MCA
Forged Steel	LOL	Zesty Lime	EZL	Florence Walnut on Maple	MFC
Friston Ash	LFH	Edge Color for 74P Edge		Kensington Maple on Maple	MMA
Frosty White	LFW	Belair	EBQ	Monticello Maple on Maple	MMT
Graphite Nebula	LGN	Biltmore Cherry	EBT	River Cherry on Maple	MRY
Grey	LGE	Black	EBL	MBT and MBW are not supported with samples	
High Rise	LHE	Blue Grey	EGR	Base Finish	
Hollyberry	LHY	Brighton Walnut	EBW	Black	BL
Irish Linen	LIH	Castle Oak	ECO	Blue Grey	GR
Island	LID	Cayenne	ECY	Bronze Metallic	ZM
Italian Silver Ash	LIT	Cherry Storm	ECX	Cayenne	CY
Kensington Maple	LKM	Cocobala	ECC	Champagne Metallic	CM
Lapis Blue	LLB	Cool Grey	ECG	Cool Grey	CG
Markerboard White	LMK	Earthen Clay	EEY	Cottonwood	CO
Misted Zephyr	LMR	Everglade Shade	EEV	Earthen Clay	EY
Monticello Maple	LMT	Flannel	EFN	Espresso Metallic	EX
Nickel Evolv	LNV	Florence Walnut	EFC	Everglade Shade	EV
North Sea	LNA	Friston Ash	EFH	Flannel	FN
Ocean	LON	Frosty White	EFW	Glitz Metallic	GZ
Pearl Bisque	LPB	Hazy Jade	EHJ	Honey Bee	HJ
Pearl Silver	LPS	Honey Bee	EHY	Light Tone	LG
Pressed Linen	LPR	Italian Silver Ash	EIT	Mardi Gras	MG
River Cherry	LRY	Kensington Maple	EKM	Misty Brown	MY
Rugged Linen	LRG	Light Tone	ELG	Nemo	NE
Satin Stainless	LSS	Mardi Gras	EMG	Nordic	ND
Shadow Zephyr	LSR	Misty Brown	EMY	Poppy Red	PR
Silicon evolv	LSV	Monticello Maple	EMT	Purple Haze	PH
Sterling Ash	LAZ	Multiplex	EMB	Rubber Ducky	RK
Tailored Linen	LTL	Nemo	ENE	Sand	SA
Titanium evolv	LTV	Nordic	END	Sky Blue	SK
White Nebula	LWL	Poppy Red	EPR	Starlight Silver Metallic	SX
White Sand	LWN	Purple Haze	EPH	Surf's Up	SP
Windsor Mahogany	LWY	River Cherry	ERY	Twilight Shadow	TI
Edge Color for 54B Edge		Rubber Ducky	ERK	Ultra Blue	UB
Black	EBL	Sand	ESA	Warm Grey	WG
Blue Grey	EGR	Sky Blue	ESK	Zesty Lime	ZL
Cayenne	ECY	Sterling Ash	EAZ	Chrome is available at an upcharge.	
Cool Grey	ECG	Surf's Up	ESP		
Earthen Clay	EEY	Twilight Shadow	ETI		
Everglade Shade	EEV	Ultra Blue	EUB		

Finish Cards

View color swatches for items listed within this document.

- Paints
- Plastics/Poly
- Wood/Veneer
- Laminates
- Molded Edges
- Edge Styles
- Hard Plastics
- Glass

Certain options referenced may not be available on GSA Schedule.


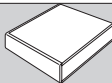
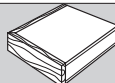
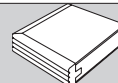
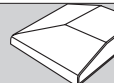




Athens® Tables

Square--Tapered Base, 3" Column, Fixed Height



Athens® Tables

Square--Tapered Base, 3" Column, Fixed Height

				MODEL NUMBER											
				Basic Model	Edge Style	Edge Color	Base Finish	Surface Finish							
MODEL		Features	A x B						Approx. Packaged Weight						
 ATH3	 A B	Square Tables, 3" Column, 29"H <ul style="list-style-type: none">• 3" column diameter• 29" unit height• 22" base diameter on 24" and 30" tables• 26" base diameter on 36" table• Tapered base	Powdercoat	24 x 24"	AH3S2429P	<input type="checkbox"/> <input type="checkbox"/> <input type="checkbox"/> <input type="checkbox"/>	<input type="checkbox"/> <input type="checkbox"/> <input type="checkbox"/> <input type="checkbox"/>	<input type="checkbox"/> <input type="checkbox"/>	48.0#	\$ 713	\$ 808	\$ 899	\$ 1660	\$ 1727	
			Chrome	24 x 24"	AH3S2429C	<input type="checkbox"/> <input type="checkbox"/> <input type="checkbox"/> <input type="checkbox"/>	<input type="checkbox"/> <input type="checkbox"/> <input type="checkbox"/> <input type="checkbox"/>	CCH	<input type="checkbox"/> <input type="checkbox"/> <input type="checkbox"/> <input type="checkbox"/>	48.0#	977	1112	1121	2077	2161
			Powdercoat	30 x 30"	AH3S3029P	<input type="checkbox"/> <input type="checkbox"/> <input type="checkbox"/> <input type="checkbox"/>	<input type="checkbox"/> <input type="checkbox"/> <input type="checkbox"/> <input type="checkbox"/>	<input type="checkbox"/> <input type="checkbox"/>	<input type="checkbox"/> <input type="checkbox"/> <input type="checkbox"/> <input type="checkbox"/>	58.0#	742	849	962	1843	1911
			Chrome	30 x 30"	AH3S3029C	<input type="checkbox"/> <input type="checkbox"/> <input type="checkbox"/> <input type="checkbox"/>	<input type="checkbox"/> <input type="checkbox"/> <input type="checkbox"/> <input type="checkbox"/>	CCH	<input type="checkbox"/> <input type="checkbox"/> <input type="checkbox"/> <input type="checkbox"/>	58.0#	1017	1167	1200	2302	2389
			Powdercoat	36 x 36"	AH3S3629P	<input type="checkbox"/> <input type="checkbox"/> <input type="checkbox"/> <input type="checkbox"/>	<input type="checkbox"/> <input type="checkbox"/> <input type="checkbox"/> <input type="checkbox"/>	<input type="checkbox"/> <input type="checkbox"/>	<input type="checkbox"/> <input type="checkbox"/> <input type="checkbox"/> <input type="checkbox"/>	73.0#	864	921	1070	2389	2476
			Chrome	36 x 36"	AH3S3629C	<input type="checkbox"/> <input type="checkbox"/> <input type="checkbox"/> <input type="checkbox"/>	<input type="checkbox"/> <input type="checkbox"/> <input type="checkbox"/> <input type="checkbox"/>	CCH	<input type="checkbox"/> <input type="checkbox"/> <input type="checkbox"/> <input type="checkbox"/>	73.0#	1187	1269	1340	2984	3095
 ATH3	 A B	Square Tables, 3" Column, 42"H <ul style="list-style-type: none">• 3" column diameter• 42" unit height• 22" base diameter on 24" and 30" tables• Tapered base	Powdercoat	24 x 24"	AH3S2442P	<input type="checkbox"/> <input type="checkbox"/> <input type="checkbox"/> <input type="checkbox"/>	<input type="checkbox"/> <input type="checkbox"/> <input type="checkbox"/> <input type="checkbox"/>	<input type="checkbox"/> <input type="checkbox"/>	53.0#	\$ 730	\$ 852	\$ 950	\$ 1753	\$ 1818	
			Chrome	24 x 24"	AH3S2442C	<input type="checkbox"/> <input type="checkbox"/> <input type="checkbox"/> <input type="checkbox"/>	<input type="checkbox"/> <input type="checkbox"/> <input type="checkbox"/> <input type="checkbox"/>	CCH	<input type="checkbox"/> <input type="checkbox"/> <input type="checkbox"/> <input type="checkbox"/>	53.0#	1001	1175	1189	2193	2276
			Powdercoat	30 x 30"	AH3S3042P	<input type="checkbox"/> <input type="checkbox"/> <input type="checkbox"/> <input type="checkbox"/>	<input type="checkbox"/> <input type="checkbox"/> <input type="checkbox"/> <input type="checkbox"/>	<input type="checkbox"/> <input type="checkbox"/>	<input type="checkbox"/> <input type="checkbox"/> <input type="checkbox"/> <input type="checkbox"/>	63.0#	780	888	1010	1938	2002
			Chrome	30 x 30"	AH3S3042C	<input type="checkbox"/> <input type="checkbox"/> <input type="checkbox"/> <input type="checkbox"/>	<input type="checkbox"/> <input type="checkbox"/> <input type="checkbox"/> <input type="checkbox"/>	CCH	<input type="checkbox"/> <input type="checkbox"/> <input type="checkbox"/> <input type="checkbox"/>	63.0#	1069	1220	1269	2422	2504
				A	B	C	D	E							

HOW TO ORDER

Indicate the following information on order form:

1. Quantity of each item.
2. Model number, including options. See "How To Build a Model Number".
3. Any special service required.

Note:

- The ☐ indicates that a choice is required.
- The absence of the ☐ indicates that no choice is required.
- Alpha-numeric characters in place of ☐ indicate that no other alternatives are available.

HOW TO BUILD A MODEL NUMBER

selections.

- A** Select basic model.
- B** Select edge style.
- | | |
|------------|------------------------------|
| 54B | - 1-1/4" Vinyl bullnose |
| 74P | - 74P edge |
| 34S | - 3/8" Wood band edge |
| RE | - Veneer reed |
| PT | - Plateau-post-formed veneer |
- C** Select edge color.
Refer to the **Product Color Options** page in this price list.
Edge color offerings are based on edge style selections.
- D** Select base finish.
Refer to the **Product Color Options** page in this price list.
- E** Select surface finish.
Refer to the **Product Color Options** page in this price list.
Surface finish offerings are based on edge style

FINISH INFORMATION

Additional Laminate Offering
Additional laminates beyond KI standard offering, are available with two weeks extended leadtime. To specify additional laminates, use these designators followed by the supplier's color/pattern code:

Formica - LF/supplier's color pattern code
Nevamar - LN/supplier's color pattern code
Wilsonart - LW/supplier's color pattern code

KI's standard laminate finish is the supplier's recommended finish for that color/pattern. Note: Nonstandard laminates from these suppliers (example: textured laminates), require a Product Modification Request. Contact customer service for details.

Color Match
KI offers the additional option of color matching paint, polypropylene, or wood stain through Product Modification Requests. Contact customer service for details.

SPECIAL SERVICES

Special Carton Marking

With specially marked information N/C

Shipping
Ships **knocked down, FOB Bonduel, WI 54107, freight prepaid**. Fixed tables are freight class 70. Folding tables are freight class 125.

Specifications and prices are subject to change without prior notice.


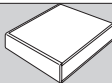
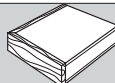
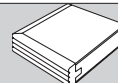
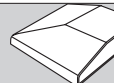




Athens® Tables

Square--Flat Disc Base, 4" Column, Fixed Height



Athens® Tables

Square--Flat Disc Base, 4" Column, Fixed Height

				MODEL NUMBER					Approx. Packaged Weight					
				Basic Model	Edge Style	Edge Color	Base Finish	Surface Finish						
 ATH4	 Square Tables, 4" Column, 29"H <ul style="list-style-type: none">• 4" column diameter• 29" unit height• 20" base diameter on 24" tables• 24" base diameter on 30" tables• 32" base diameter on 36" and 42" tables• Flat disc base	Features	A x B											
		Powdercoat	24 x 24"	AH4S2429P	<input type="checkbox"/> <input type="checkbox"/> <input type="checkbox"/> <input type="checkbox"/>	<input type="checkbox"/> <input type="checkbox"/> <input type="checkbox"/> <input type="checkbox"/>	<input type="checkbox"/> <input type="checkbox"/>	<input type="checkbox"/> <input type="checkbox"/> <input type="checkbox"/> <input type="checkbox"/>	65.0#	\$ 783	\$ 888	\$ 1443	\$ 1789	\$ 1876
		Chrome	24 x 24"	AH4S2429C	<input type="checkbox"/> <input type="checkbox"/> <input type="checkbox"/> <input type="checkbox"/>	<input type="checkbox"/> <input type="checkbox"/> <input type="checkbox"/> <input type="checkbox"/>	CCH	<input type="checkbox"/> <input type="checkbox"/> <input type="checkbox"/> <input type="checkbox"/>	65.0#	1151	1310	1954	2413	2532
		Powdercoat	30 x 30"	AH4S3029P	<input type="checkbox"/> <input type="checkbox"/> <input type="checkbox"/> <input type="checkbox"/>	<input type="checkbox"/> <input type="checkbox"/> <input type="checkbox"/> <input type="checkbox"/>	<input type="checkbox"/> <input type="checkbox"/>	<input type="checkbox"/> <input type="checkbox"/> <input type="checkbox"/> <input type="checkbox"/>	87.0#	817	955	1504	1989	2057
		Chrome	30 x 30"	AH4S3029C	<input type="checkbox"/> <input type="checkbox"/> <input type="checkbox"/> <input type="checkbox"/>	<input type="checkbox"/> <input type="checkbox"/> <input type="checkbox"/> <input type="checkbox"/>	CCH	<input type="checkbox"/> <input type="checkbox"/> <input type="checkbox"/> <input type="checkbox"/>	87.0#	1199	1406	2034	2688	2778
		Powdercoat	36 x 36"	AH4S3629P	<input type="checkbox"/> <input type="checkbox"/> <input type="checkbox"/> <input type="checkbox"/>	<input type="checkbox"/> <input type="checkbox"/> <input type="checkbox"/> <input type="checkbox"/>	<input type="checkbox"/> <input type="checkbox"/>	<input type="checkbox"/> <input type="checkbox"/> <input type="checkbox"/> <input type="checkbox"/>	136.0#	920	1133	1683	2166	2234
		Chrome	36 x 36"	AH4S3629C	<input type="checkbox"/> <input type="checkbox"/> <input type="checkbox"/> <input type="checkbox"/>	<input type="checkbox"/> <input type="checkbox"/> <input type="checkbox"/> <input type="checkbox"/>	CCH	<input type="checkbox"/> <input type="checkbox"/> <input type="checkbox"/> <input type="checkbox"/>	136.0#	1398	1527	2275	2927	3019
		Powdercoat	42 x 42"	AH4S4229P	<input type="checkbox"/> <input type="checkbox"/> <input type="checkbox"/> <input type="checkbox"/>	<input type="checkbox"/> <input type="checkbox"/> <input type="checkbox"/> <input type="checkbox"/>	<input type="checkbox"/> <input type="checkbox"/>	<input type="checkbox"/> <input type="checkbox"/> <input type="checkbox"/> <input type="checkbox"/>	153.0#	1007	1222	1775	2258	2324
Chrome	42 x 42"	AH4S4229C	<input type="checkbox"/> <input type="checkbox"/> <input type="checkbox"/> <input type="checkbox"/>	<input type="checkbox"/> <input type="checkbox"/> <input type="checkbox"/> <input type="checkbox"/>	CCH	<input type="checkbox"/> <input type="checkbox"/> <input type="checkbox"/> <input type="checkbox"/>	153.0#	1532	1624	2394	3048	3138		
 ATH4	 Square Tables, 4" Column, 42"H <ul style="list-style-type: none">• 4" column diameter• 42" unit height• 20" base diameter on 24" tables• 24" base diameter on 30" tables• 32" base diameter on 36" and 42" tables• Flat disc base	Powdercoat	24 x 24"	AH4S2442P	<input type="checkbox"/> <input type="checkbox"/> <input type="checkbox"/> <input type="checkbox"/>	<input type="checkbox"/> <input type="checkbox"/> <input type="checkbox"/> <input type="checkbox"/>	<input type="checkbox"/> <input type="checkbox"/>	<input type="checkbox"/> <input type="checkbox"/> <input type="checkbox"/> <input type="checkbox"/>	69.0#	\$ 838	\$ 932	\$ 1545	\$ 1898	\$ 1965
		Chrome	24 x 24"	AH4S2442C	<input type="checkbox"/> <input type="checkbox"/> <input type="checkbox"/> <input type="checkbox"/>	<input type="checkbox"/> <input type="checkbox"/> <input type="checkbox"/> <input type="checkbox"/>	CCH	<input type="checkbox"/> <input type="checkbox"/> <input type="checkbox"/> <input type="checkbox"/>	69.0#	1208	1373	2085	2563	2654
		Powdercoat	30 x 30"	AH4S3042P	<input type="checkbox"/> <input type="checkbox"/> <input type="checkbox"/> <input type="checkbox"/>	<input type="checkbox"/> <input type="checkbox"/> <input type="checkbox"/> <input type="checkbox"/>	<input type="checkbox"/> <input type="checkbox"/>	<input type="checkbox"/> <input type="checkbox"/> <input type="checkbox"/> <input type="checkbox"/>	91.0#	872	999	1603	2080	2148
		Chrome	30 x 30"	AH4S3042C	<input type="checkbox"/> <input type="checkbox"/> <input type="checkbox"/> <input type="checkbox"/>	<input type="checkbox"/> <input type="checkbox"/> <input type="checkbox"/> <input type="checkbox"/>	CCH	<input type="checkbox"/> <input type="checkbox"/> <input type="checkbox"/> <input type="checkbox"/>	91.0#	1262	1432	2162	2809	2898
		Powdercoat	36 x 36"	AH4S3642P	<input type="checkbox"/> <input type="checkbox"/> <input type="checkbox"/> <input type="checkbox"/>	<input type="checkbox"/> <input type="checkbox"/> <input type="checkbox"/> <input type="checkbox"/>	<input type="checkbox"/> <input type="checkbox"/>	<input type="checkbox"/> <input type="checkbox"/> <input type="checkbox"/> <input type="checkbox"/>	140.0#	990	1180	1782	2260	2328
		Chrome	36 x 36"	AH4S3642C	<input type="checkbox"/> <input type="checkbox"/> <input type="checkbox"/> <input type="checkbox"/>	<input type="checkbox"/> <input type="checkbox"/> <input type="checkbox"/> <input type="checkbox"/>	CCH	<input type="checkbox"/> <input type="checkbox"/> <input type="checkbox"/> <input type="checkbox"/>	140.0#	1459	1646	2406	3052	3141
		Powdercoat	42 x 42"	AH4S4242P	<input type="checkbox"/> <input type="checkbox"/> <input type="checkbox"/> <input type="checkbox"/>	<input type="checkbox"/> <input type="checkbox"/> <input type="checkbox"/> <input type="checkbox"/>	<input type="checkbox"/> <input type="checkbox"/>	<input type="checkbox"/> <input type="checkbox"/> <input type="checkbox"/> <input type="checkbox"/>	157.0#	1083	1272	1872	2352	2419
		Chrome	42 x 42"	AH4S4242C	<input type="checkbox"/> <input type="checkbox"/> <input type="checkbox"/> <input type="checkbox"/>	<input type="checkbox"/> <input type="checkbox"/> <input type="checkbox"/> <input type="checkbox"/>	CCH	<input type="checkbox"/> <input type="checkbox"/> <input type="checkbox"/> <input type="checkbox"/>	157.0#	1592	1695	2529	3172	3262
				A	B	C	D	E						

HOW TO ORDER

Indicate the following information on order form:

- Quantity of each item.
- Model number, including options. See "How To Build a Model Number".
- Any special service required.

Note:

- The ☐ indicates that a choice is required.
- The absence of the ☐ indicates that no choice is required.
- Alpha-numeric characters in place of ☐ indicate that no other alternatives are available.

HOW TO BUILD A MODEL NUMBER

selections.

- A**Select basic model.
- B**Select edge style.

54B

- 1-1/4" Vinyl bullnose

74P

- 74P edge

34S

- 3/8" Wood band edge

RE

- Veneer reed

PT

- Plateau-post-formed veneer
- C**Select edge color.

Refer to the **Product Color Options** page in this price list.

Edge color offerings are based on edge style selections.
- D**Select base finish.

Refer to the **Product Color Options** page in this price list.
- E**Select surface finish.

Refer to the **Product Color Options** page in this price list.

Surface finish offerings are based on edge style
- ## FINISH INFORMATION
- Additional Laminate Offering**
Additional laminates beyond KI standard offering, are available with two weeks extended leadtime. To specify additional laminates, use these designators followed by the supplier's color/pattern code:
- Formica - LF/supplier's color pattern code
Nevamar - LN/supplier's color pattern code
Wilsonart - LW/supplier's color pattern code
- KI's standard laminate finish is the supplier's recommended finish for that color/pattern. Note: Nonstandard laminates from these suppliers (example: textured laminates), require a Product Modification Request. Contact customer service for details.
- Color Match**
KI offers the additional option of color matching paint, polypropylene, or wood stain through Product Modification Requests. Contact customer service for details.
- ## SPECIAL SERVICES
- ### Special Carton Marking
- With specially marked information N/C
- Shipping**
Ships **knocked down**, **FOB Bonduel, WI 54107**, **freight prepaid**. Fixed tables are freight class 70. Folding tables are freight class 125.
- Specifications and prices are subject to change without prior notice.

Athens® Tables

Square--Flat Disc Base, 5.5" Column, Fixed Height



Athens® Tables

Square--Flat Disc Base, 5.5" Column, Fixed Height

				MODEL NUMBER											
MODEL		Features	A x B	Basic Model	Edge Style	Edge Color	Base Finish	Surface Finish	Approx. Packaged Weight	1-1/4" Vinyl Bullnose (54B)	74P Edge (74P)	3/8" Wood Band Edge (34S)	Veneer Reed (RE)	Veneer Plateau (PT)	
 ATH5	 A B	Square Tables, 5" Column, 29"H <ul style="list-style-type: none">• 5" column diameter• 29" unit height• 32" base diameter on 36", 42" and 48" tables• Flat disc base	Powdercoat	36 x 36"	AH5S3629P	<input type="checkbox"/> <input type="checkbox"/> <input type="checkbox"/>	<input type="checkbox"/> <input type="checkbox"/> <input type="checkbox"/>	<input type="checkbox"/> <input type="checkbox"/>	141.0#	\$ 1336	\$ 1423	\$ 1555	\$ 2294	\$ 2441	
			Chrome	36 x 36"	AH5S3629C	<input type="checkbox"/> <input type="checkbox"/> <input type="checkbox"/>	<input type="checkbox"/> <input type="checkbox"/> <input type="checkbox"/>	CCH	<input type="checkbox"/> <input type="checkbox"/>	141.0#	1764	1884	1863	2755	2928
			Powdercoat	42 x 42"	AH5S4229P	<input type="checkbox"/> <input type="checkbox"/> <input type="checkbox"/>	<input type="checkbox"/> <input type="checkbox"/> <input type="checkbox"/>	<input type="checkbox"/> <input type="checkbox"/>	<input type="checkbox"/> <input type="checkbox"/>	158.0#	1371	1479	1643	2839	2950
			Chrome	42 x 42"	AH5S4229C	<input type="checkbox"/> <input type="checkbox"/> <input type="checkbox"/>	<input type="checkbox"/> <input type="checkbox"/> <input type="checkbox"/>	CCH	<input type="checkbox"/> <input type="checkbox"/>	158.0#	1815	1958	1972	3407	3539
			Powdercoat	48 x 48"	AH5S4829P	<input type="checkbox"/> <input type="checkbox"/> <input type="checkbox"/>	<input type="checkbox"/> <input type="checkbox"/> <input type="checkbox"/>	<input type="checkbox"/> <input type="checkbox"/>	<input type="checkbox"/> <input type="checkbox"/>	178.0#	1859	1999	2714	3713	3851
			Chrome	48 x 48"	AH5S4829C	<input type="checkbox"/> <input type="checkbox"/> <input type="checkbox"/>	<input type="checkbox"/> <input type="checkbox"/> <input type="checkbox"/>	CCH	<input type="checkbox"/> <input type="checkbox"/>	178.0#	2459	2646	3257	4458	4621
 ATH5	 A B	Square Tables, 5" Column, 42"H <ul style="list-style-type: none">• 5" column diameter• 42" unit height• 32" base diameter on 36", 42" and 48" tables• Flat disc base	Powdercoat	36 x 36"	AH5S3642P	<input type="checkbox"/> <input type="checkbox"/> <input type="checkbox"/>	<input type="checkbox"/> <input type="checkbox"/> <input type="checkbox"/>	<input type="checkbox"/> <input type="checkbox"/>	147.0#	\$ 1399	\$ 1488	\$ 1618	\$ 2357	\$ 2506	
			Chrome	36 x 36"	AH5S3642C	<input type="checkbox"/> <input type="checkbox"/> <input type="checkbox"/>	<input type="checkbox"/> <input type="checkbox"/> <input type="checkbox"/>	CCH	<input type="checkbox"/> <input type="checkbox"/>	147.0#	1853	1884	1942	2833	3008
			Powdercoat	42 x 42"	AH5S4242P	<input type="checkbox"/> <input type="checkbox"/> <input type="checkbox"/>	<input type="checkbox"/> <input type="checkbox"/> <input type="checkbox"/>	<input type="checkbox"/> <input type="checkbox"/>	<input type="checkbox"/> <input type="checkbox"/>	164.0#	1437	1545	1711	2903	3016
			Chrome	42 x 42"	AH5S4242C	<input type="checkbox"/> <input type="checkbox"/> <input type="checkbox"/>	<input type="checkbox"/> <input type="checkbox"/> <input type="checkbox"/>	CCH	<input type="checkbox"/> <input type="checkbox"/>	164.0#	1903	1958	2051	3487	3621
			Powdercoat	48 x 48"	AH5S4842P	<input type="checkbox"/> <input type="checkbox"/> <input type="checkbox"/>	<input type="checkbox"/> <input type="checkbox"/> <input type="checkbox"/>	<input type="checkbox"/> <input type="checkbox"/>	<input type="checkbox"/> <input type="checkbox"/>	184.0#	1921	2063	2779	3779	3915
			Chrome	48 x 48"	AH5S4842C	<input type="checkbox"/> <input type="checkbox"/> <input type="checkbox"/>	<input type="checkbox"/> <input type="checkbox"/> <input type="checkbox"/>	CCH	<input type="checkbox"/> <input type="checkbox"/>	184.0#	2545	2646	3336	4535	4697
				A	B	C	D	E							

HOW TO ORDER

Indicate the following information on order form:

- Quantity of each item.
- Model number, including options. See "How To Build a Model Number".
- Any special service required.

Note:

- The ☐ indicates that a choice is required.
- The absence of the ☐ indicates that no choice is required.
- Alpha-numeric characters in place of ☐ indicate that no other alternatives are available.

HOW TO BUILD A MODEL NUMBER

selections.

- A**Select basic model.
- B**Select edge style.
- | | |
|------------|------------------------------|
| 54B | - 1-1/4" Vinyl bullnose |
| 74P | - 74P edge |
| 34S | - 3/8" Wood band edge |
| RE | - Veneer reed |
| PT | - Plateau-post-formed veneer |
- C**Select edge color.
- Refer to the **Product Color Options** page in this price list.
- Edge color offerings are based on edge style selections.
- D**Select base finish.
- Refer to the **Product Color Options** page in this price list.
- E**Select surface finish.
- Refer to the **Product Color Options** page in this price list.
- Surface finish offerings are based on edge style

FINISH INFORMATION

Additional Laminate Offering

Additional laminates beyond KI standard offering, are available with two weeks extended leadtime. To specify additional laminates, use these designators followed by the supplier's color/pattern code:

Formica - LF/supplier's color pattern code
Nevamar - LN/supplier's color pattern code
Wilsonart - LW/supplier's color pattern code

KI's standard laminate finish is the supplier's recommended finish for that color/pattern. Note: Nonstandard laminates from these suppliers (example: textured laminates), require a Product Modification Request. Contact customer service for details.

Color Match

KI offers the additional option of color matching paint, polypropylene, or wood stain through Product Modification Requests. Contact customer service for details.

SPECIAL SERVICES

Special Carton Marking

With specially marked information N/C

Shipping

Ships **knocked down, FOB Bonduel, WI 54107, freight prepaid**. Fixed tables are freight class 70. Folding tables are freight class 125.

Specifications and prices are subject to change without prior notice.


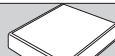
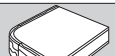
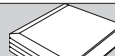





Athens® Tables

Round--Tapered Base, 3" Column, Fixed Height



Athens® Tables

Round--Tapered Base, 3" Column, Flxed Height

				MODEL NUMBER					Approx. Packaged Weight						
				Basic Model	Edge Style	Edge Color	Base Finish	Surface Finish							
MODEL		Features	A												
 ATH3	 ATH3	Round Tables, 3" Column, 29"H <ul style="list-style-type: none">3" column diameter29" unit height22" base diameter on 24", 30" and 36" tables26" base diameter on 42" tablesTapered base	Powdercoat	24" Diameter	AH3R2429P	<input type="checkbox"/> <input type="checkbox"/> <input type="checkbox"/> <input type="checkbox"/>	<input type="checkbox"/> <input type="checkbox"/> <input type="checkbox"/> <input type="checkbox"/>	<input type="checkbox"/> <input type="checkbox"/>	<input type="checkbox"/> <input type="checkbox"/> <input type="checkbox"/> <input type="checkbox"/>	47.0#	\$ 713	\$ 808	\$ 1319	\$ 1660	\$ 1727
			Chrome	24" Diameter	AH3R2429C	<input type="checkbox"/> <input type="checkbox"/> <input type="checkbox"/> <input type="checkbox"/>	<input type="checkbox"/> <input type="checkbox"/> <input type="checkbox"/> <input type="checkbox"/>	CH	<input type="checkbox"/> <input type="checkbox"/> <input type="checkbox"/> <input type="checkbox"/>	47.0#	977	1112	1646	2077	2161
			Powdercoat	30" Diameter	AH3R3029P	<input type="checkbox"/> <input type="checkbox"/> <input type="checkbox"/> <input type="checkbox"/>	<input type="checkbox"/> <input type="checkbox"/> <input type="checkbox"/> <input type="checkbox"/>	<input type="checkbox"/> <input type="checkbox"/>	<input type="checkbox"/> <input type="checkbox"/> <input type="checkbox"/> <input type="checkbox"/>	55.0#	742	849	1373	1843	1911
			Chrome	30" Diameter	AH3R3029C	<input type="checkbox"/> <input type="checkbox"/> <input type="checkbox"/> <input type="checkbox"/>	<input type="checkbox"/> <input type="checkbox"/> <input type="checkbox"/> <input type="checkbox"/>	CH	<input type="checkbox"/> <input type="checkbox"/> <input type="checkbox"/> <input type="checkbox"/>	55.0#	1017	1167	1716	2302	2389
			Powdercoat	36" Diameter	AH3R3629P	<input type="checkbox"/> <input type="checkbox"/> <input type="checkbox"/> <input type="checkbox"/>	<input type="checkbox"/> <input type="checkbox"/> <input type="checkbox"/> <input type="checkbox"/>	<input type="checkbox"/> <input type="checkbox"/>	<input type="checkbox"/> <input type="checkbox"/> <input type="checkbox"/> <input type="checkbox"/>	66.0#	748	927	1382	2206	2294
			Chrome	36" Diameter	AH3R3629C	<input type="checkbox"/> <input type="checkbox"/> <input type="checkbox"/> <input type="checkbox"/>	<input type="checkbox"/> <input type="checkbox"/> <input type="checkbox"/> <input type="checkbox"/>	CH	<input type="checkbox"/> <input type="checkbox"/> <input type="checkbox"/> <input type="checkbox"/>	66.0#	1027	1274	1728	2761	2865
			Powdercoat	42" Diameter	AH3R4229P	<input type="checkbox"/> <input type="checkbox"/> <input type="checkbox"/> <input type="checkbox"/>	<input type="checkbox"/> <input type="checkbox"/> <input type="checkbox"/> <input type="checkbox"/>	<input type="checkbox"/> <input type="checkbox"/>	<input type="checkbox"/> <input type="checkbox"/> <input type="checkbox"/> <input type="checkbox"/>	80.0#	1111	1241	1965	2746	2819
			Chrome	42" Diameter	AH3R4229C	<input type="checkbox"/> <input type="checkbox"/> <input type="checkbox"/> <input type="checkbox"/>	<input type="checkbox"/> <input type="checkbox"/> <input type="checkbox"/> <input type="checkbox"/>	CH	<input type="checkbox"/> <input type="checkbox"/> <input type="checkbox"/> <input type="checkbox"/>	80.0#	1522	1706	2458	3435	3528
 ATH3	 ATH3	Round Tables, 3" Column, 42"H <ul style="list-style-type: none">3" column diameter42" unit height22" base diameter on 24", 30" and 36" tablesTapered base	Powdercoat	24" Diameter	AH3R2442P	<input type="checkbox"/> <input type="checkbox"/> <input type="checkbox"/> <input type="checkbox"/>	<input type="checkbox"/> <input type="checkbox"/> <input type="checkbox"/> <input type="checkbox"/>	<input type="checkbox"/> <input type="checkbox"/>	<input type="checkbox"/> <input type="checkbox"/> <input type="checkbox"/> <input type="checkbox"/>	51.0#	\$ 760	\$ 852	\$ 1407	\$ 1753	\$ 1818
			Chrome	24" Diameter	AH3R2442C	<input type="checkbox"/> <input type="checkbox"/> <input type="checkbox"/> <input type="checkbox"/>	<input type="checkbox"/> <input type="checkbox"/> <input type="checkbox"/> <input type="checkbox"/>	CH	<input type="checkbox"/> <input type="checkbox"/> <input type="checkbox"/> <input type="checkbox"/>	51.0#	1044	1175	1757	2193	2276
			Powdercoat	30" Diameter	AH3R3042P	<input type="checkbox"/> <input type="checkbox"/> <input type="checkbox"/> <input type="checkbox"/>	<input type="checkbox"/> <input type="checkbox"/> <input type="checkbox"/> <input type="checkbox"/>	<input type="checkbox"/> <input type="checkbox"/>	<input type="checkbox"/> <input type="checkbox"/> <input type="checkbox"/> <input type="checkbox"/>	59.0#	796	899	1462	1938	2002
			Chrome	30" Diameter	AH3R3042C	<input type="checkbox"/> <input type="checkbox"/> <input type="checkbox"/> <input type="checkbox"/>	<input type="checkbox"/> <input type="checkbox"/> <input type="checkbox"/> <input type="checkbox"/>	CH	<input type="checkbox"/> <input type="checkbox"/> <input type="checkbox"/> <input type="checkbox"/>	59.0#	1087	1233	1825	2422	2504
			Powdercoat	36" Diameter	AH3R3642P	<input type="checkbox"/> <input type="checkbox"/> <input type="checkbox"/> <input type="checkbox"/>	<input type="checkbox"/> <input type="checkbox"/> <input type="checkbox"/> <input type="checkbox"/>	<input type="checkbox"/> <input type="checkbox"/>	<input type="checkbox"/> <input type="checkbox"/> <input type="checkbox"/> <input type="checkbox"/>	70.0#	827	973	1466	2298	2383
			Chrome	36" Diameter	AH3R3642C	<input type="checkbox"/> <input type="checkbox"/> <input type="checkbox"/> <input type="checkbox"/>	<input type="checkbox"/> <input type="checkbox"/> <input type="checkbox"/> <input type="checkbox"/>	CH	<input type="checkbox"/> <input type="checkbox"/> <input type="checkbox"/> <input type="checkbox"/>	70.0#	1136	1338	1831	2872	2980

HOW TO ORDER

Indicate the following information on order form:

- Quantity of each item.
- Model number, including options. See "How To Build a Model Number".
- Any special service required.

Note:

- The ☐ indicates that a choice is required.
- The absence of the ☐ indicates that no choice is required.
- Alpha-numeric characters in place of ☐ indicate that no other alternatives are available.

HOW TO BUILD A MODEL NUMBER

selections.

- A**Select basic model.
- B**Select edge style.

54B

- 1-1/4" Vinyl bullnose

74P

- 74P edge

34R

- 1-1/4" Wood band, radius corner

RE

- Veneer reed

PT

- Plateau-post-formed veneer
- C**Select edge color.

Refer to the **Product Color Options** page in this price list.

Edge color offerings are based on edge style selections.
- D**Select base finish.

Refer to the **Product Color Options** page in this price list.
- E**Select surface finish.

Refer to the **Product Color Options** page in this price list.

Surface finish offerings are based on edge style
- ## FINISH INFORMATION
- Additional Laminate Offering**
Additional laminates beyond KI standard offering, are available with two weeks extended leadtime. To specify additional laminates, use these designators followed by the supplier's color/pattern code:
- Formica - LF/supplier's color pattern code
Nevamar - LN/supplier's color pattern code
Wilsonart - LW/supplier's color pattern code
- KI's standard laminate finish is the supplier's recommended finish for that color/pattern. Note: Nonstandard laminates from these suppliers (example: textured laminates), require a Product Modification Request. Contact customer service for details.
- Color Match**
KI offers the additional option of color matching paint, polypropylene, or wood stain through Product Modification Requests. Contact customer service for details.
- ## SPECIAL SERVICES
- ### Special Carton Marking
- With specially marked information N/C
- Shipping**
Ships **knocked down, FOB Bonduel, WI 54107, freight prepaid**. Fixed tables are freight class 70. Folding tables are freight class 125.
- Specifications and prices are subject to change without prior notice.

AH3A

Indicate the following information on order form:

1. Quantity of each item.
2. Model number, including options. See "How To Build a Model Number".
3. Any special service required.

- The absence of the ☐ indicates that no choice is required.

- Alpha-numeric characters in place of □ indicate that no other alternatives are available.

A Select basic model.

B Select edge style.

54B	- 1-1/4" Vinyl bullnose
74P	- 74P edge
34R	- 1-1/4" Wood band, radius corner
RE	- Veneer reed
PT	- Plateau-post-formed veneer

C Select edge color.

Refer to the **Product Color Options** page in this price list.
Edge color offerings are based on edge style selections.

D Select column finish.

Refer to the **Product Color Options** page in this price list.

E Select base finish.

Refer to the **Product Color Options** page in this price list.

F Select surface finish.

Refer to the **Product Color Options** page in this price list.

Surface finish offerings are based on edge style selections.

Additional Laminate Offering

Additional laminates beyond KI standard offering, are available with two weeks extended leadtime. To specify additional laminates, use these designators followed by the supplier's color/pattern code:

Formica - LF/supplier's color pattern code
Nevamar - LN/supplier's color pattern code
Wilsonart - LW/supplier's color pattern code

KL's standard laminate finish is the supplier's recommended finish for that color/pattern. Note: Nonstandard laminates from these suppliers (example: textured laminates), require a Product Modification Request. Contact customer service for details.

Color Match

KI offers the additional option of color matching paint, polypropylene, or wood stain through Product Modification Requests. Contact customer service for details.

Special Carton Marking

With specially marked information N/C

Shipping

Ships knocked down, FOB Bonduel, WI 54107, freight prepaid. Fixed tables are freight class 70. Folding tables are freight class 125.

Specifications and prices are subject to change without prior notice.

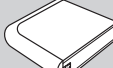
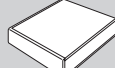
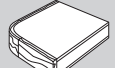
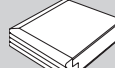



Athens® Tables

Round--Flat Disc Base, 4" Column, Fixed Height



Athens® Tables

Round--Flat Disc Base, 4" Column, Fixed Height

			MODEL NUMBER					Approx. Packaged Weight	 1-1/4" Vinyl Bullnose (54B)	 74P Edge (74P)	 1-1/4" Wood Band Edge (34R)	 Veneer Reed (RE)	 Veneer Plateau (PT)	
			Basic Model	Edge Style	Edge Color	Base Finish	Surface Finish							
 ATH4	Round Tables, 4" Column, 29"H <ul style="list-style-type: none">• 4" column diameter• 29" unit height• 20" base diameter on 24" and 30" tables• 24" base diameter on 36" and 42" tables• Flat disc base	Powdercoat	24" Diameter	AH4R2429P	<input type="checkbox"/> <input type="checkbox"/> <input type="checkbox"/> <input type="checkbox"/>	<input type="checkbox"/> <input type="checkbox"/> <input type="checkbox"/> <input type="checkbox"/>	<input type="checkbox"/> <input type="checkbox"/>	<input type="checkbox"/> <input type="checkbox"/> <input type="checkbox"/> <input type="checkbox"/>	61.0#	\$ 783	\$ 853	\$ 1443	\$ 1789	\$ 1876
		Chrome	24" Diameter	AH4R2429C	<input type="checkbox"/> <input type="checkbox"/> <input type="checkbox"/> <input type="checkbox"/>	<input type="checkbox"/> <input type="checkbox"/> <input type="checkbox"/> <input type="checkbox"/>	CCH	<input type="checkbox"/> <input type="checkbox"/> <input type="checkbox"/> <input type="checkbox"/>	61.0#	1151	1310	1954	2413	2532
		Powdercoat	30" Diameter	AH4R3029P	<input type="checkbox"/> <input type="checkbox"/> <input type="checkbox"/> <input type="checkbox"/>	<input type="checkbox"/> <input type="checkbox"/> <input type="checkbox"/> <input type="checkbox"/>	<input type="checkbox"/> <input type="checkbox"/>	<input type="checkbox"/> <input type="checkbox"/> <input type="checkbox"/> <input type="checkbox"/>	70.0#	817	888	1504	1989	2057
		Chrome	30" Diameter	AH4R3029C	<input type="checkbox"/> <input type="checkbox"/> <input type="checkbox"/> <input type="checkbox"/>	<input type="checkbox"/> <input type="checkbox"/> <input type="checkbox"/> <input type="checkbox"/>	CCH	<input type="checkbox"/> <input type="checkbox"/> <input type="checkbox"/> <input type="checkbox"/>	70.0#	1199	1406	2034	2688	2778
		Powdercoat	36" Diameter	AH4R3629P	<input type="checkbox"/> <input type="checkbox"/> <input type="checkbox"/> <input type="checkbox"/>	<input type="checkbox"/> <input type="checkbox"/> <input type="checkbox"/> <input type="checkbox"/>	<input type="checkbox"/> <input type="checkbox"/>	<input type="checkbox"/> <input type="checkbox"/> <input type="checkbox"/> <input type="checkbox"/>	91.0#	822	955	1519	2353	2436
		Chrome	36" Diameter	AH4R3629C	<input type="checkbox"/> <input type="checkbox"/> <input type="checkbox"/> <input type="checkbox"/>	<input type="checkbox"/> <input type="checkbox"/> <input type="checkbox"/> <input type="checkbox"/>	CCH	<input type="checkbox"/> <input type="checkbox"/> <input type="checkbox"/> <input type="checkbox"/>	91.0#	1099	1365	2048	3175	3291
		Powdercoat	42" Diameter	AH4R4229P	<input type="checkbox"/> <input type="checkbox"/> <input type="checkbox"/> <input type="checkbox"/>	<input type="checkbox"/> <input type="checkbox"/> <input type="checkbox"/> <input type="checkbox"/>	<input type="checkbox"/> <input type="checkbox"/>	<input type="checkbox"/> <input type="checkbox"/> <input type="checkbox"/> <input type="checkbox"/>	104.0#	1216	1365	2161	2914	2966
		Chrome	42" Diameter	AH4R4229C	<input type="checkbox"/> <input type="checkbox"/> <input type="checkbox"/> <input type="checkbox"/>	<input type="checkbox"/> <input type="checkbox"/> <input type="checkbox"/> <input type="checkbox"/>	CCH	<input type="checkbox"/> <input type="checkbox"/> <input type="checkbox"/> <input type="checkbox"/>	104.0#	1632	1825	2918	3931	4006
 ATH4	Round Tables, 4" Column, 42"H <ul style="list-style-type: none">• 4" column diameter• 42" unit height• 20" base diameter on 24" and 30" tables• 24" base diameter on 36" tables• 32" base diameter on 42" tables• Flat disc base	Powdercoat	24" Diameter	AH4R2442P	<input type="checkbox"/> <input type="checkbox"/> <input type="checkbox"/> <input type="checkbox"/>	<input type="checkbox"/> <input type="checkbox"/> <input type="checkbox"/> <input type="checkbox"/>	<input type="checkbox"/> <input type="checkbox"/>	<input type="checkbox"/> <input type="checkbox"/> <input type="checkbox"/> <input type="checkbox"/>	65.0#	\$ 838	\$ 932	\$ 1545	\$ 1898	\$ 1965
		Chrome	24" Diameter	AH4R2442C	<input type="checkbox"/> <input type="checkbox"/> <input type="checkbox"/> <input type="checkbox"/>	<input type="checkbox"/> <input type="checkbox"/> <input type="checkbox"/> <input type="checkbox"/>	CCH	<input type="checkbox"/> <input type="checkbox"/> <input type="checkbox"/> <input type="checkbox"/>	65.0#	1234	1373	2085	2563	2654
		Powdercoat	30" Diameter	AH4R3042P	<input type="checkbox"/> <input type="checkbox"/> <input type="checkbox"/> <input type="checkbox"/>	<input type="checkbox"/> <input type="checkbox"/> <input type="checkbox"/> <input type="checkbox"/>	<input type="checkbox"/> <input type="checkbox"/>	<input type="checkbox"/> <input type="checkbox"/> <input type="checkbox"/> <input type="checkbox"/>	74.0#	873	1067	1607	2442	2530
		Chrome	30" Diameter	AH4R3042C	<input type="checkbox"/> <input type="checkbox"/> <input type="checkbox"/> <input type="checkbox"/>	<input type="checkbox"/> <input type="checkbox"/> <input type="checkbox"/> <input type="checkbox"/>	CCH	<input type="checkbox"/> <input type="checkbox"/> <input type="checkbox"/> <input type="checkbox"/>	74.0#	1283	1570	2166	3296	3411
		Powdercoat	36" Diameter	AH4R3642P	<input type="checkbox"/> <input type="checkbox"/> <input type="checkbox"/> <input type="checkbox"/>	<input type="checkbox"/> <input type="checkbox"/> <input type="checkbox"/> <input type="checkbox"/>	<input type="checkbox"/> <input type="checkbox"/>	<input type="checkbox"/> <input type="checkbox"/> <input type="checkbox"/> <input type="checkbox"/>	95.0#	1067	1196	1736	2459	2618
		Chrome	36" Diameter	AH4R3642C	<input type="checkbox"/> <input type="checkbox"/> <input type="checkbox"/> <input type="checkbox"/>	<input type="checkbox"/> <input type="checkbox"/> <input type="checkbox"/> <input type="checkbox"/>	CCH	<input type="checkbox"/> <input type="checkbox"/> <input type="checkbox"/> <input type="checkbox"/>	95.0#	1570	1757	2345	3318	3536
		Powdercoat	42" Diameter	AH4R4242P	<input type="checkbox"/> <input type="checkbox"/> <input type="checkbox"/> <input type="checkbox"/>	<input type="checkbox"/> <input type="checkbox"/> <input type="checkbox"/> <input type="checkbox"/>	<input type="checkbox"/> <input type="checkbox"/>	<input type="checkbox"/> <input type="checkbox"/> <input type="checkbox"/> <input type="checkbox"/>	143.0#	1138	1523	2062	2787	2947
		Chrome	42" Diameter	AH4R4242C	<input type="checkbox"/> <input type="checkbox"/> <input type="checkbox"/> <input type="checkbox"/>	<input type="checkbox"/> <input type="checkbox"/> <input type="checkbox"/> <input type="checkbox"/>	CCH	<input type="checkbox"/> <input type="checkbox"/> <input type="checkbox"/> <input type="checkbox"/>	143.0#	1675	2057	2787	3762	3979
					A	B	C	D	E					

HOW TO ORDER

Indicate the following information on order form:

- Quantity of each item.
- Model number, including options. See "How To Build a Model Number".
- Any special service required.

Note:

- The ☐ indicates that a choice is required.
- The absence of the ☐ indicates that no choice is required.
- Alpha-numeric characters in place of ☐ indicate that no other alternatives are available.

HOW TO BUILD A MODEL NUMBER

selections.

- A**Select basic model.
- B**Select edge style.

54B

- 1-1/4" Vinyl bullnose

74P

- 74P edge

34R

- 1-1/4" Wood band, radius corner

RE

- Veneer reed

PT

- Plateau-post-formed veneer
- C**Select edge color.

Refer to the **Product Color Options** page in this price list.

Edge color offerings are based on edge style selections.
- D**Select base finish.

Refer to the **Product Color Options** page in this price list.
- E**Select surface finish.

Refer to the **Product Color Options** page in this price list.

Surface finish offerings are based on edge style
- ## FINISH INFORMATION
- ### Additional Laminate Offering
- Additional laminates beyond KI standard offering, are available with two weeks extended leadtime. To specify additional laminates, use these designators followed by the supplier's color/pattern code:
- Formica - LF/supplier's color pattern code
Nevamar - LN/supplier's color pattern code
Wilsonart - LW/supplier's color pattern code
- KI's standard laminate finish is the supplier's recommended finish for that color/pattern. Note: Nonstandard laminates from these suppliers (example: textured laminates), require a Product Modification Request. Contact customer service for details.
- ### Color Match
- KI offers the additional option of color matching paint, polypropylene, or wood stain through Product Modification Requests. Contact customer service for details.
- ## SPECIAL SERVICES
- ### Special Carton Marking
- With specially marked information N/C
- ### Shipping
- Ships **knocked down**, **F0B Bonduel**, **WI 54107**, **freight prepaid**. Fixed tables are freight class 70. Folding tables are freight class 125.
- Specifications and prices are subject to change without prior notice.


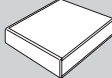
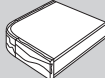
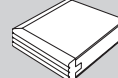
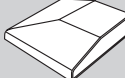




Athens® Tables

Round--Flat Disc Base, 5.5" Column, Fixed Height



Athens® Tables

Round--Flat Disc Base, 5.5" Column, Fixed Height

				MODEL NUMBER										<div></div> <div>1-1/4" Vinyl Bullnose (54B)</div> <div></div> <div>74P Edge (74P)</div> <div></div> <div>1-1/4" Wood Band Edge (34R)</div> <div></div> <div>Veneer Reed (RE)</div> <div></div> <div>Veneer Plateau (PT)</div>				
				Basic Model	Edge Style	Edge Color	Base Finish	Surface Finish										
MODEL				Features	A						Approx. Packaged Weight							
<div></div> <div></div> <div>A</div> <div>ATH5</div>	Round Tables, 5" Column, 29"H <ul style="list-style-type: none">• 5" column diameter on 48" and 54" tables• 6" column diameter on 60" tables• 29" unit height• 32" base diameter on 48", 54" and 60" tables• Flat disc base	Powdercoat	48" Diameter	AH5R4829P	<input type="checkbox"/> <input type="checkbox"/> <input type="checkbox"/>	<input type="checkbox"/> <input type="checkbox"/> <input type="checkbox"/>	<input type="checkbox"/>	<input type="checkbox"/> <input type="checkbox"/> <input type="checkbox"/>	160.0#	\$ 1859	\$ 1999	\$ 2714	\$ 3713	\$ 3851				
		Chrome	48" Diameter	AH5R4829C	<input type="checkbox"/> <input type="checkbox"/> <input type="checkbox"/>	<input type="checkbox"/> <input type="checkbox"/> <input type="checkbox"/>	CH	<input type="checkbox"/> <input type="checkbox"/> <input type="checkbox"/>	160.0#	2459	2646	3257	4458	4621				
		Powdercoat	54" Diameter	AH5R5429P	<input type="checkbox"/> <input type="checkbox"/> <input type="checkbox"/>	<input type="checkbox"/> <input type="checkbox"/> <input type="checkbox"/>	<input type="checkbox"/>	<input type="checkbox"/> <input type="checkbox"/> <input type="checkbox"/>	177.0#	2129	2372	3166	N/A	N/A				
		Chrome	54" Diameter	AH5R5429C	<input type="checkbox"/> <input type="checkbox"/> <input type="checkbox"/>	<input type="checkbox"/> <input type="checkbox"/> <input type="checkbox"/>	CH	<input type="checkbox"/> <input type="checkbox"/> <input type="checkbox"/>	177.0#	2818	3139	3802	N/A	N/A				
		Powdercoat	60" Diameter	AH6R6029P	<input type="checkbox"/> <input type="checkbox"/> <input type="checkbox"/>	<input type="checkbox"/> <input type="checkbox"/> <input type="checkbox"/>	<input type="checkbox"/>	<input type="checkbox"/> <input type="checkbox"/> <input type="checkbox"/>	256.0#	2312	2571	3388	4320	4491				
		Chrome	60" Diameter	AH6R6029C	<input type="checkbox"/> <input type="checkbox"/> <input type="checkbox"/>	<input type="checkbox"/> <input type="checkbox"/> <input type="checkbox"/>	CH	<input type="checkbox"/> <input type="checkbox"/> <input type="checkbox"/>	256.0#	3061	3405	4066	5181	5384				
<div></div> <div></div> <div>A</div> <div>ATH5</div>	Round Tables, 5" Column, 42"H <ul style="list-style-type: none">• 5" column diameter• 42" unit height• 32" base diameter on 48" tables• Flat disc base	Powdercoat	48" Diameter	AH5R4842P	<input type="checkbox"/> <input type="checkbox"/> <input type="checkbox"/>	<input type="checkbox"/> <input type="checkbox"/> <input type="checkbox"/>	<input type="checkbox"/>	<input type="checkbox"/> <input type="checkbox"/> <input type="checkbox"/>	166.0#	\$ 2596	\$ 2856	\$ 3670	\$ 4604	\$ 4771				
		Chrome	48" Diameter	AH5R4842C	<input type="checkbox"/> <input type="checkbox"/> <input type="checkbox"/>	<input type="checkbox"/> <input type="checkbox"/> <input type="checkbox"/>	CH	<input type="checkbox"/> <input type="checkbox"/> <input type="checkbox"/>	166.0#	3437	3405	4404	5523	5726				
					A	B	C	D	E									

HOW TO ORDER

Indicate the following information on order form:

- Quantity of each item.
- Model number, including options. See "How To Build a Model Number".
- Any special service required.

Note:

- The ☐ indicates that a choice is required.
- The absence of the ☐ indicates that no choice is required.
- Alpha-numeric characters in place of ☐ indicate that no other alternatives are available.

HOW TO BUILD A MODEL NUMBER

selections.

- A**Select basic model.
- B**Select edge style.

54B	- 1-1/4" Vinyl bullnose
74P	- 74P edge
34R	- 1-1/4" Wood band, radius corner
RE	- Veneer reed
PT	- Plateau-post-formed veneer
- C**Select edge color.

Refer to the **Product Color Options** page in this price list.

Edge color offerings are based on edge style selections.
- D**Select base finish.

Refer to the **Product Color Options** page in this price list.
- E**Select surface finish.

Refer to the **Product Color Options** page in this price list.

Surface finish offerings are based on edge style
- ## FINISH INFORMATION
- Additional Laminate Offering**

Additional laminates beyond KI standard offering, are available with two weeks extended leadtime. To specify additional laminates, use these designators followed by the supplier's color/pattern code:
- Formica - LF/supplier's color pattern code
Nevamar - LN/supplier's color pattern code
Wilsonart - LW/supplier's color pattern code
- KI's standard laminate finish is the supplier's recommended finish for that color/pattern. Note: Nonstandard laminates from these suppliers (example: textured laminates), require a Product Modification Request. Contact customer service for details.
- Color Match**

KI offers the additional option of color matching paint, polypropylene, or wood stain through Product Modification Requests. Contact customer service for details.
- ## SPECIAL SERVICES
- ### Special Carton Marking
- With specially marked information N/C
- Shipping**


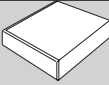
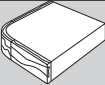
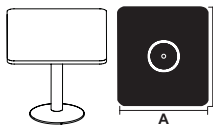
Ships **knocked down, FOB Bonduel, WI 54107, freight prepaid**. Fixed tables are freight class 70. Folding tables are freight class 125.
- Specifications and prices are subject to change without prior notice.

Athens® Booth Tables

Square--Flat Disc Base, 4" Column, Fixed Height

Athens® Booth Tables

Square--Flat Disc Base, 4" Column, Fixed Height

			MODEL NUMBER								
			Basic Model	Edge Style	Edge Color	Base Finish	Surface Finish				
MODEL	Features	A x B						Approx. Packaged Weight	 1-1/4" Vinyl Bullnose (54B)	 74P Edge (74P)	 1-1/4" Wood Band Edge (34R)
 AHDAC	Square Tables, 4" column, 29"H <ul style="list-style-type: none">• 4" column diameter• 29" unit height• Square top with rounded corners• 32" base diameter on 48" tables• Flat disc base	Powdercoat 48 x 48"	AHDAC48P	<input type="checkbox"/> <input type="checkbox"/> <input type="checkbox"/>	<input type="checkbox"/> <input type="checkbox"/> <input type="checkbox"/>	<input type="checkbox"/> <input type="checkbox"/>	<input type="checkbox"/> <input type="checkbox"/> <input type="checkbox"/>	230.0#	\$ 1914	\$ 1940	\$ 3026
	Chrome 48 x 48"	AHDAC48C	<input type="checkbox"/> <input type="checkbox"/> <input type="checkbox"/>	<input type="checkbox"/> <input type="checkbox"/> <input type="checkbox"/>	CH	<input type="checkbox"/> <input type="checkbox"/> <input type="checkbox"/>	230.0#	2561	2587	3601	
			A	B	C	D	E				

HOW TO ORDER

Indicate the following information on order form:

- Quantity of each item.
- Model number, including options. See "How To Build a Model Number".
- Any special service required.

Note:

- The ☐ indicates that a choice is required.
- The absence of the ☐ indicates that no choice is required.
- Alpha-numeric characters in place of ☐ indicate that no other alternatives are available.

HOW TO BUILD A MODEL NUMBER

- A**Select basic model.
- B**Select edge style.

54B

- 1-1/4" Vinyl bullnose

74P

- 74P edge

34R

- 1-1/4" Wood band, radius corner
- C**Select edge color.

Refer to the **Product Color Options** page in this price list.

Edge color offerings are based on edge style selections.
- D**Select base finish.

Refer to the **Product Color Options** page in this price list.
- E**Select surface finish.

Refer to the **Product Color Options** page in this price list.

Surface finish offerings are based on edge style selections.

FINISH INFORMATION

Additional Laminate Offering
Additional laminates beyond KI standard offering, are available with two weeks extended leadtime. To specify additional laminates, use these designators followed by the supplier's color/pattern code:

Formica - LF/supplier's color pattern code
Nevamar - LN/supplier's color pattern code
Wilsonart - LW/supplier's color pattern code

KI's standard finish is the supplier's recommended finish for that color/pattern.
Note: Nonstandard laminates from these suppliers (example: textured laminates), require an up-charge and additional leadtime.
Contact KI.

Additional Stains
Specially stained edges beyond the KI standard offering (as shown under Edge Color column on Product Color Options page) are also available.
Contact KI.

SPECIAL SERVICES

Special Carton Marking

With specially marked informationN/C

Shipping
Ships **knocked down, FOB Bonduel, WI 54107, freight prepaid**. Fixed tables are freight class 70. Folding tables are freight class 125.

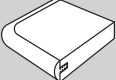
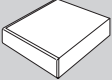
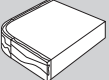
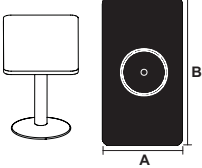
Specifications and prices are subject to change without prior notice.

Athens® Booth Tables

Rectangular--Flat Disc Base, 4" Column, Fixed Height

Athens® Booth Tables

Rectangular--Flat Disc Base, 4" Column, Fixed Height

				MODEL NUMBER					Approx. Packaged Weight			
				Basic Model	Edge Style	Edge Color	Base Finish	Surface Finish				
 AHDAA	MODEL	Features	A x B									
	Rectangular Tables, 4" column, 29"H <ul style="list-style-type: none">• 4" column diameter• 29" unit height• Rectangular top with rounded corners• 20" base diameter on 24" tables• 24" base diameter on 26", 30" and 36" tables• 32" base diameter on 42" tables• Flat disc base	Powdercoat	24 x 48"	AHDAA2448P	<input type="checkbox"/> <input type="checkbox"/> <input type="checkbox"/> <input type="checkbox"/>	<input type="checkbox"/> <input type="checkbox"/> <input type="checkbox"/> <input type="checkbox"/>	<input type="checkbox"/> <input type="checkbox"/>	<input type="checkbox"/> <input type="checkbox"/> <input type="checkbox"/> <input type="checkbox"/>	135.0#	\$ 1060	\$ 1086	\$ 1888
		Chrome	24 x 48"	AHDAA2448C	<input type="checkbox"/> <input type="checkbox"/> <input type="checkbox"/> <input type="checkbox"/>	<input type="checkbox"/> <input type="checkbox"/> <input type="checkbox"/> <input type="checkbox"/>	CH	<input type="checkbox"/> <input type="checkbox"/> <input type="checkbox"/> <input type="checkbox"/>	135.0#	1617	1643	2432
		Powdercoat	26 x 48"	AHDAA2648P	<input type="checkbox"/> <input type="checkbox"/> <input type="checkbox"/> <input type="checkbox"/>	<input type="checkbox"/> <input type="checkbox"/> <input type="checkbox"/> <input type="checkbox"/>	<input type="checkbox"/> <input type="checkbox"/>	<input type="checkbox"/> <input type="checkbox"/> <input type="checkbox"/> <input type="checkbox"/>	140.0#	1125	1151	1992
		Chrome	26 x 48"	AHDAA2648C	<input type="checkbox"/> <input type="checkbox"/> <input type="checkbox"/> <input type="checkbox"/>	<input type="checkbox"/> <input type="checkbox"/> <input type="checkbox"/> <input type="checkbox"/>	CH	<input type="checkbox"/> <input type="checkbox"/> <input type="checkbox"/> <input type="checkbox"/>	140.0#	1681	1707	2458
		Powdercoat	30 x 48"	AHDAA3048P	<input type="checkbox"/> <input type="checkbox"/> <input type="checkbox"/> <input type="checkbox"/>	<input type="checkbox"/> <input type="checkbox"/> <input type="checkbox"/> <input type="checkbox"/>	<input type="checkbox"/> <input type="checkbox"/>	<input type="checkbox"/> <input type="checkbox"/> <input type="checkbox"/> <input type="checkbox"/>	150.0#	1196	1222	2043
		Chrome	30 x 48"	AHDAA3048C	<input type="checkbox"/> <input type="checkbox"/> <input type="checkbox"/> <input type="checkbox"/>	<input type="checkbox"/> <input type="checkbox"/> <input type="checkbox"/> <input type="checkbox"/>	CH	<input type="checkbox"/> <input type="checkbox"/> <input type="checkbox"/> <input type="checkbox"/>	150.0#	1759	1784	2509
		Powdercoat	36 x 48"	AHDAA3648P	<input type="checkbox"/> <input type="checkbox"/> <input type="checkbox"/> <input type="checkbox"/>	<input type="checkbox"/> <input type="checkbox"/> <input type="checkbox"/> <input type="checkbox"/>	<input type="checkbox"/> <input type="checkbox"/>	<input type="checkbox"/> <input type="checkbox"/> <input type="checkbox"/> <input type="checkbox"/>	160.0#	1229	1255	2199
		Chrome	36 x 48"	AHDAA3648C	<input type="checkbox"/> <input type="checkbox"/> <input type="checkbox"/> <input type="checkbox"/>	<input type="checkbox"/> <input type="checkbox"/> <input type="checkbox"/> <input type="checkbox"/>	CH	<input type="checkbox"/> <input type="checkbox"/> <input type="checkbox"/> <input type="checkbox"/>	160.0#	1810	1836	2767
		Powdercoat	42 x 48"	AHDAA4248P	<input type="checkbox"/> <input type="checkbox"/> <input type="checkbox"/> <input type="checkbox"/>	<input type="checkbox"/> <input type="checkbox"/> <input type="checkbox"/> <input type="checkbox"/>	<input type="checkbox"/> <input type="checkbox"/>	<input type="checkbox"/> <input type="checkbox"/> <input type="checkbox"/> <input type="checkbox"/>	220.0#	1836	1914	2974
		Chrome	42 x 48"	AHDAA4248C	<input type="checkbox"/> <input type="checkbox"/> <input type="checkbox"/> <input type="checkbox"/>	<input type="checkbox"/> <input type="checkbox"/> <input type="checkbox"/> <input type="checkbox"/>	CH	<input type="checkbox"/> <input type="checkbox"/> <input type="checkbox"/> <input type="checkbox"/>	220.0#	2483	2509	3549
						A	B	C	D	E		

HOW TO ORDER

Indicate the following information on order form:

1. Quantity of each item.
2. Model number, including options. See "How To Build a Model Number".
3. Any special service required.

Note:

- The ☐ indicates that a choice is required.
- The absence of the ☐ indicates that no choice is required.
- Alpha-numeric characters in place of ☐ indicate that no other alternatives are available.

HOW TO BUILD A MODEL NUMBER

- A**Select basic model.
- 54B**- 1-1/4" Vinyl bullnose

74P- 74P edge

34R- 1-1/4" Wood band, radius corner
- C**Select edge color.
Refer to the **Product Color Options** page in this price list.
Edge color offerings are based on edge style selections.
- D**Select base finish.
Refer to the **Product Color Options** page in this price list.
- E**Select surface finish.
Refer to the **Product Color Options** page in this price list.
Surface finish offerings are based on edge style selections.

FINISH INFORMATION

Additional Laminate Offering
Additional laminates beyond KI standard offering, are available with two weeks extended leadtime. To specify additional laminates, use these designators followed by the supplier's color/pattern code:

Formica - LF/supplier's color pattern code
Nevamar - LN/supplier's color pattern code
Wilsonart - LW/supplier's color pattern code

KI's standard finish is the supplier's recommended finish for that color/pattern.
Note: Nonstandard laminates from these suppliers (example: textured laminates), require an up-charge and additional leadtime.
Contact KI.

Additional Stains
Specially stained edges beyond the KI standard offering (as shown under Edge Color column on Product Color Options page) are also available.
Contact KI.

SPECIAL SERVICES

Special Carton Marking

With specially marked information N/C

Shipping
Ships **knocked down, FOB Bonduel, WI 54107, freight prepaid**. Fixed tables are freight class 70. Folding tables are freight class 125.

Specifications and prices are subject to change without prior notice.

1330 Bellevue Street
P.O. Box 8100
Green Bay, WI 54308-8100
800.424.2432
ki.com

KI and Furnishing Knowledge are registered
trademarks of Krueger International, Inc.

© 2020 Krueger International, Inc.
All Rights Reserved.
Code KI-PLW-000466/KI/PDF



Furnishing Knowledge®