



BARRON[®] TABLES

PRICE LIST

January 3, 2011

Updated October 3, 2022


800.424.2432



Barron® Tables		
General Information		3
Product Color Options		4
Fixed Leg		5
Fixed Leg with Modesty Panel		8
Fixed Leg with PowerUp®		9
Folding Leg		10
Folding Leg with Modesty Panel		12
Folding Leg with PowerUp®		13
Flip-Top		14
Flip-Top with Modesty Panel		15
Lightweight Folding Leg		16
Barron® Plus Tables		18
Barron Plus Tables		19
Storage and Accessories		24



Square Table, X Base



Square Flip-Top Table, X Base



Round Table, LX Base



Rectangular Table, T Base

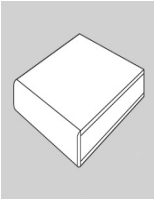


Trapezoidal Table, T Base

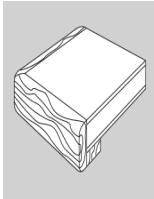
Features				
Fixed, folding, flip-top bases			•	•
Three edge styles	•	•	•	•
Lightweight top option			•	•
Rolling Barron base for mobility			•	•



Laminate; 1-1/4" round vinyl bullnose edge; 1-1/2" radius corner (54B)




Laminate; 74P edge; square corner (74P)



Laminate; 1"x 1-3/4" wood bullnose edge; .62" radius corner (15W)



Adjustable Glides



Self-Leveling Glides



Ganging Device for Portico™ Plus



Portico™ Plus Quarter Round Ganging Device



Rolling Barron Base



Rectangular Table, TT Base



Rectangular Table, Q-Release Modesty Panel

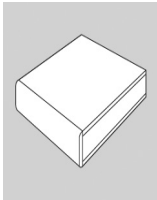


Rectangular Table, Folding Modesty Panel

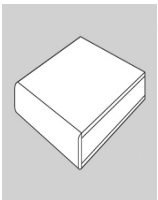


Barron Plus Tables

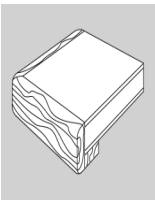
Features				
Fixed, folding bases	•	•	•	•
Three edge styles	•			•
Ganging				•
Modesty panel and wire management		•	•	
Rolling Barron base for mobility		•	•	•




Laminate; 74P edge; square corner (74P)




Laminate; 3/8" x 1-1/4" wood band edge: square corner: corner joint is not mitered (34S)



Laminate; 3/8" x 1-3/4" wood band edge: square corner: corner joint is not mitered (36S)



Grommet location for tables 36" or smaller



Grommet location for tables 42" or deeper

SPECIFICATIONS

Barron Pedestal Base Table

This system employs 14-gauge tubular steel components in fixed, folding or flip-top models. Barron includes T, TT, X, LX and cantilevered T base combinations. Fixed table column welded to an 8" x 8" formed steel plate.

Bases

Built of 1-3/4" round tubular steel feet, legs and plugs; highly polished finish. LX series is furnished with 3" o.d. seamless tubular steel column. Adjustable glides are secured to the legs. All ends capped with finished steel plugs brazed in place, ground and polished smooth.

Barron Table's Folding Mechanism

Built of 11-gauge, black zinc finish steel, the folding mechanism easily releases and folds leg tightly to table bottom and securely locks with two polypropylene clips. When opened, legs engage into place for a tight, rigid fit between leg and mechanism. Built-in nylon bumpers keep tables separated to prevent marring when tables are

stacked on edge.

Table Surfaces

1-1/8" thick high-density particleboard core with high-pressure laminate top and phenolic backing sheet. Tops are pre-drilled.

A "standard" table consists of a standard laminate worksurface and a 1-1/4" vinyl bullnose edge for any KI table base. KI tables can hold a maximum of 1.5 lbs for each inch of perimeter evenly distributed over the top.

Flip-Top

Standard flip-top table does not have a detachable top.

Barron Plus Ganging Mechanism

Built of black high-strength nylon, userfriendly ganger with pegs draws tables together. No tools are required when joining tables. Ganger is self-storing under table top.

Mounting screws are provided. Tops are predrilled for placement of ganging pegs. Two gangers per

table. CAUTION: Gangers are not retrofittable to earlier purchased tables.

Folding Modesty Panels

.685" thick particleboard faced on both sides with laminate that matches table top. Modesty panels are 6-1/4" high by length of table. Mounting brackets are black and packed with base. Table top and panel are pre-drilled. Lower edge of panel extends 8-1/4" from underside of table. The modesty panel is shipped k.d.

Bright Chrome Finish

Surfaces are duplex nickel-chrome plated in a twenty-two step process.

Powder-Coated Finish

Hybrid powder coating is electrostatically applied. Finish is chemical-resistant, hard, tough and mar-resistant.

Barron Lightweight Table

Top is 5-ply construction consisting of .050" thick laminate, 5.2mm 3-ply plywood, .75" thick high-density particleboard frame with honeycomb

core, 5.2mm 3-ply plywood and .040" HPL backer.

Quick-Release Modesty Panels

.685" thick particleboard faced on both sides with laminate that matches table top laminate. Lower edge extends 7-1/4" from underside of table. Panel is easily removed from the table without tools. It locks into two 11-gauge steel retaining brackets and is removed by pulling down on vinyl-coated stainless steel release levers. Panel ships k.d.

Barron Table Truck

Black powder-coated finish. Two swivel and two rigid 6" diameter casters with heavy-duty roller bearings. Rectangular or square table storage. Felt is standard on top edges.

Barron with PowerUp®

Barron tables are available with one or two power/data modules, PowerUp, centrally located 4-1/4" from front edge of table top. PowerUp is a UL Listed, Relocatable Power Tap, which mounts flush into the table top. When flipped up, cover open, one (1) duplex receptacle and two (2) data ports are exposed. The underside of the table

is provided with a hinged plastic channel (cord management trough) which covers the bottom of the module. This channel, furnished with metal dividers, is provided for the routing of the power supply cords and data lines. The PowerUp module is 6-1/4" long by 3" wide by 2-1/2" high when opened. It is provided with a 9 ft. or 15 ft., 3-conductor cord and is rated 120V a/c, 15A. The cover snaps into the upright position to allow cords to be unplugged without the cover closing. The data ports are molded to accept AT&T "M" Series, RJ45 jacks. The module can be modified to accept various brand jacks. Cords are further managed by the vertical leg wire manager which comes standard with PowerUp.

Rolling Barron Base

Rolling Barron base be may be ordered with any two-column Barron or Barron Plus table, or may be field-installed on existing two-column Barron or Barron Plus table. By placing embedded wheels on one end of a Barron two-column table, one person can easily move it by lifting the end without wheels and "driving" the table. Also, rolling Barron base is only available on Single "T" Bases. Not

available on "TT", "X" and "LX".

Under-Table Wire Management

Constructed of high quality black velcro. Harness is fastened to table bottom with screws. Shipped assembled. Wire management options (HO, HW and WO) are only available on rectangle tables 96" and smaller.

Leg Wireways

Scuff-resistant, high-impact rigid plastic. Two separate wire channels per leg. Fastened to legs with full length adhesive bond. Black only. One wireway per leg. Shipped assembled. Two leg wireways per top. Not available on 18" x 60" fixed base tables, 18" x 60" and 24" x 60" cantilevered base and folding tables.

Grommets

Plastic grommets are 3" diameter and recessed into table top. Cap is removable and has retractable slot cover. Two grommets per top. Grommet option is available on rectangle tables 96" and smaller except for all 18"x60" and 24"x60" cantilevered fixed and folding tables (24"x60" tables with

standard fixed bases are okay). Grommet location for tables that are 36" deep and smaller will be on the corners of the table. Grommet location for the tables 42" deep and larger will be the centerline of the table. See graphics above.


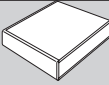
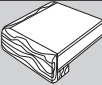


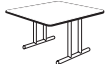









INFORMATION

Warranty

Refer to KI Terms & Conditions document or visit ki.com



Surface Finish--Laminate			Grommet Color		
Belair	LBQ	Cayenne	ECY	Ultra Blue	EUB
Biltmore Cherry	LBT	Cherry Storm	ECX	Warm Grey	EWG
Black	LBK	Cocobala	ECC	Zesty Lime	EZL
Brighton Walnut	LBW	Cool Grey	ECG	Edge Color for 15W, 34S, and 36S Edge	
Canyon Zephyr	LCA	Earthen Clay	EEY	Biltmore Cherry on Maple (sample not available)	MBT
Castle Oak	LCO	Everglade Shade	EEV	Brighton Walnut on Maple (sample not available)	MBW
Casual Linen	LCU	Flannel	EFN	Castle Oak	VOK
Cherry Storm	LCX	Florence Walnut	EFC	Cherry Storm on Maple	MCX
Classic Linen	LCI	Friston Ash	EFH	Cinnamon on Maple	MCN
Cloud Zephyr	LCL	Frosty White	EFW	Cocoa on Maple	MCA
Cocobala	LCC	Hazy Jade	EHJ	Florence Walnut on Maple	MFC
Crisp Linen	LRI	Honey Bee	EHY	Kensington Maple on Maple	MMA
Desert Zephyr	LDZ	Italian Silver Ash	EIT	Monticello Maple on Maple	MMT
Dove Grey	LDG	Kensington Maple	EKM	River Cherry on Maple	MRY
Fired Steel	LIL	Light Tone	ELG	Base Finish	
Flax Linen	LXF	Mardi Gras	EMG	Black	BL
Florence Walnut	LFC	Misty Brown	EMY	Blue Grey	GR
Forged Steel	LOL	Monticello Maple	EMT	Bronze Metallic	ZM
Friston Ash	LFH	Multiplex	EMB	Cayenne	CY
Frosty White	LFW	Nemo	ENE	Champagne Metallic	CM
Graphite Nebula	LGN	Nordic	END	Chrome	CH
Grey	LGE	Poppy Red	EPR	Cool Grey	CG
High Rise	LHE	Purple Haze	EPH	Cottonwood	CO
Hollyberry	LHY	River Cherry	ERY	Earthen Clay	EY
Irish Linen	LIH	Rubber Ducky	ERK	Espresso Metallic	EX
Island	LID	Sand	ESA	Everglade Shade	EV
Italian Silver Ash	LIT	Sky Blue	ESK	Flannel	FN
Kensington Maple	LKM	Sterling Ash	EAZ	Glitz Metallic	GZ
Lapis Blue	LLB	Surf's Up	ESP	Hazy Jade	HJ
Markerboard White	LLM	Twilight Shadow	ETI	Honey Bee	HY
Misted Zephyr	LMR	Ultra Blue	EUB	Light Tone	LG
Monticello Maple	LMT	Warm Grey	EWG	Mardi Gras	MG
Nickel Evolv	LNV	Windsor Mahogany	EWY	Misty Brown	MY
North Sea	LNA	Zesty Lime	EZL	Nemo	NE
Ocean	LON	Edge Color for 54B Edge		Nordic	ND
Pearl Bisque	LPB	Black	EBL	Poppy Red	PR
Pearl Silver	LPS	Blue Grey	EGR	Purple Haze	PH
Pressed Linen	LPR	Cayenne	ECY	Rubber Ducky	RK
River Cherry	LRY	Cool Grey	ECG	Sand	SA
Rugged Linen	LRG	Earthen Clay	EEY	Sky Blue	SK
Satin Stainless	LSS	Everglade Shade	EEV	Starlight Silver Metallic	SX
Shadow Zephyr	LSR	Flannel	EFN	Surf's Up	SP
Silicon evolv	LSV	Frosty White	EFW	Twilight Shadow	TI
Sterling Ash	LAZ	Hazy Jade	EHJ	Ultra Blue	UB
Tailored Linen	LTL	Honey Bee	EHY	Warm Grey	WG
Titanium evolv	LTV	Light Tone	ELG	Zesty Lime	ZL
White Nebula	LWL	Mardi Gras	EMG	Module Color	
White Sand	LWN	Misty Brown	EMY	Black module	MBL
Windsor Mahogany	LWY	Nemo	ENE	Blue Grey module	MGR
Edge Color for 74P Edge		Nordic	END	Cool Grey module	MCG
Belair	EBQ	Poppy Red	EPR	Flannel module	MFN
Biltmore Cherry	EBT	Purple Haze	EPH	Misty Brown module	MMY
Black	EBL	Rubber Ducky	ERK	Sand module	MSA
Blue Grey	EGR	Sand	ESA	Warm Grey module	MWG
Brighton Walnut	EBW	Sky Blue	ESK		
Castle Oak	ECO	Surf's Up	ESP		
		Twilight Shadow	ETI		

				MODEL NUMBER					Approx. Packaged Weight	 1-1/4" Vinyl Bullnose (54B)	 74P Edge (74P)	 1-3/4" Wood Bullnose (15W)
				Basic Model	Edge Style	Edge Color	Surface Finish	Base Finish				
 	Square Tables, X and LX Bases	X Base	30 x 30"	BS25FX	<input type="checkbox"/> <input type="checkbox"/> <input type="checkbox"/>	<input type="checkbox"/> <input type="checkbox"/> <input type="checkbox"/>	<input type="checkbox"/> <input type="checkbox"/> <input type="checkbox"/>	52.0#	\$ 1053	\$ 1263	\$ 2085	
		X Base	36 x 36"	BS3FX	<input type="checkbox"/> <input type="checkbox"/> <input type="checkbox"/>	<input type="checkbox"/> <input type="checkbox"/> <input type="checkbox"/>	<input type="checkbox"/> <input type="checkbox"/> <input type="checkbox"/>	68.0#	1180	1420	2225	
		LX Base	42 x 42"	BS35FX	<input type="checkbox"/> <input type="checkbox"/> <input type="checkbox"/>	<input type="checkbox"/> <input type="checkbox"/> <input type="checkbox"/>	<input type="checkbox"/> <input type="checkbox"/> <input type="checkbox"/>	85.0#	1596	1915	2835	
BFIX												
 	Square Tables, TT Base	38" TT Base	48 x 48"	BS4F	<input type="checkbox"/> <input type="checkbox"/> <input type="checkbox"/>	<input type="checkbox"/> <input type="checkbox"/> <input type="checkbox"/>	<input type="checkbox"/> <input type="checkbox"/> <input type="checkbox"/>	111.0#	\$ 1671	\$ 2010	\$ 2906	
BFIX												
 	Round Tables, X and LX Bases	X Base	30" Diameter	BR25FX	<input type="checkbox"/> <input type="checkbox"/> <input type="checkbox"/>	<input type="checkbox"/> <input type="checkbox"/> <input type="checkbox"/>	<input type="checkbox"/> <input type="checkbox"/> <input type="checkbox"/>	42.0#	\$ 1133	\$ 1364	\$ 2613	
		X Base	36" Diameter	BR3FX	<input type="checkbox"/> <input type="checkbox"/> <input type="checkbox"/>	<input type="checkbox"/> <input type="checkbox"/> <input type="checkbox"/>	<input type="checkbox"/> <input type="checkbox"/> <input type="checkbox"/>	73.0#	1262	1511	2694	
		LX Base	42" Diameter	BR35FX	<input type="checkbox"/> <input type="checkbox"/> <input type="checkbox"/>	<input type="checkbox"/> <input type="checkbox"/> <input type="checkbox"/>	<input type="checkbox"/> <input type="checkbox"/> <input type="checkbox"/>	86.0#	1645	1974	3437	
BFIX												
 	Round Tables, TT Base	TT Base	48" Diameter	BR4F	<input type="checkbox"/> <input type="checkbox"/> <input type="checkbox"/>	<input type="checkbox"/> <input type="checkbox"/> <input type="checkbox"/>	<input type="checkbox"/> <input type="checkbox"/> <input type="checkbox"/>	132.0#	\$ 1707	\$ 2051	\$ 3522	
		32" TT Base	60" Diameter	BR5F	<input type="checkbox"/> <input type="checkbox"/> <input type="checkbox"/>	<input type="checkbox"/> <input type="checkbox"/> <input type="checkbox"/>	<input type="checkbox"/> <input type="checkbox"/> <input type="checkbox"/>	166.0#	2209	2656	4747	
BFIX												
 	Trapezoid Tables, T Base <ul style="list-style-type: none">• 24x24x24x48 = 21"D• 30x30x30x60 = 26"D• 36x36x36x72 = 31"D	T Base	24 x 24 x 24 x 48"	BT24F	<input type="checkbox"/> <input type="checkbox"/> <input type="checkbox"/>	<input type="checkbox"/> <input type="checkbox"/> <input type="checkbox"/>	<input type="checkbox"/> <input type="checkbox"/> <input type="checkbox"/>	62.0#	\$ 1163	\$ 1632	\$ 2622	
		T Base	30 x 30 x 30 x 60"	BT35F	<input type="checkbox"/> <input type="checkbox"/> <input type="checkbox"/>	<input type="checkbox"/> <input type="checkbox"/> <input type="checkbox"/>	<input type="checkbox"/> <input type="checkbox"/> <input type="checkbox"/>	70.0#	1246	1834	2818	
		T Base	36 x 36 x 36 x 72"	BT36F	<input type="checkbox"/> <input type="checkbox"/> <input type="checkbox"/>	<input type="checkbox"/> <input type="checkbox"/> <input type="checkbox"/>	<input type="checkbox"/> <input type="checkbox"/> <input type="checkbox"/>	112.0#	1742	2411	3938	
• 24x24x24x48 available with glides only												
BFIX												
 	Rectangular Tables, X and LX Bases	X Base	24 x 30"	B225FX	<input type="checkbox"/> <input type="checkbox"/> <input type="checkbox"/>	<input type="checkbox"/> <input type="checkbox"/> <input type="checkbox"/>	<input type="checkbox"/> <input type="checkbox"/> <input type="checkbox"/>	45.0#	\$ 1032	\$ 1235	\$ 2024	
		X Base	24 x 36"	B23FX	<input type="checkbox"/> <input type="checkbox"/> <input type="checkbox"/>	<input type="checkbox"/> <input type="checkbox"/> <input type="checkbox"/>	<input type="checkbox"/> <input type="checkbox"/> <input type="checkbox"/>	47.0#	1111	1332	2040	
		LX Base	30 x 36"	B253FX	<input type="checkbox"/> <input type="checkbox"/> <input type="checkbox"/>	<input type="checkbox"/> <input type="checkbox"/> <input type="checkbox"/>	<input type="checkbox"/> <input type="checkbox"/> <input type="checkbox"/>	52.0#	1181	1422	2100	
BFIX												
				A	B	C	D	E				

HOW TO ORDER

Indicate the following information on order form:

- Quantity of each item.
- Model number, including options. See "How To Build a Model Number".
- Any special service required.

Note:

- The ☐ indicates that a choice is required.
- The absence of the ☐ indicates that no choice is required.
- Alpha-numeric characters in place of ☐ indicate that no other alternatives are available.

HOW TO BUILD A MODEL NUMBER

- A**Select basic model.
- B**Select edge style.

54B

- 1-1/4" Vinyl bullnose

74P

- 74P edge

15W

- 1-3/4" Wood bullnose
- C**Select edge color.

Refer to the **Product Color Options** page in this price list.

Edge color offerings are based on edge style selections.
- D**Select surface finish.

Refer to the **Product Color Options** page in this price list.

Surface finish offerings are based on edge style selections.
- E**Select base finish.

Refer to the **Product Color Options** page in this price list.

FINISH INFORMATION

Additional Laminate Offering
Additional laminates beyond KI standard offering, are available with two weeks extended leadtime. To specify additional laminates, use these designators followed by the supplier's color/pattern code:

Formica - LF/supplier's color pattern code
Nevamar - LN/supplier's color pattern code
Wilsonart - LW/supplier's color pattern code

KI's standard laminate finish is the supplier's recommended finish for that color/pattern. Note: Nonstandard laminates from these suppliers (example: textured laminates) require a Product Modification Request. Contact customer service for details.

Color Match
KI offers the additional option of color matching paint, polypropylene, or wood stain through Product Modification Requests. Contact customer service for details.

OPTIONS

Base Options
Casters:
Black only. Add a "/C" to end of model number for casters. Casters are factory installed, not field installable. Casters are all locking. Upcharge is list \$73 per table.

Rolling Barron® Base:
Only available on single "T". Wheels are black only. Housing matches base finish. Add a "/R" to end of model for rolling base. Factory installed. For field installable, see accessory sections. Upcharge is list \$106 per table.

OPTIONS

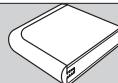
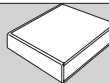
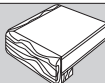


Table Heights Other Than 29"
Table heights other than 29" are available. Add the table height in inches to the end of the model number string. Example: to specify 27-1/4" from the top of the table to the floor add "/27.25" to the end of the model number. The maximum height is 42".

SPECIAL SERVICES

Special Carton Marking
With specially marked information N/C

Shipping
Ships **knocked down, FOB Green Bay, WI 54302, freight prepaid.** Freight class 85.

Specifications and prices are subject to change without prior notice.

MODEL			MODEL NUMBER							<div><div></div><div>Approx. Packaged Weight</div></div> <div><div></div><div>1-1/4" Vinyl Bullnose (54B)</div><div>74P Edge (74P)</div></div> <div><div></div><div>1-3/4" Wood Bullnose (15W)</div></div>					
			Basic Model	Edge Style	Edge Color	Surface Finish	Base Finish	Grom-met Option	Grommet Color						
<div></div> <div>BFIX</div>	Rectangular Tables, T Base	T Base	18 x 48"	B154F	<input type="checkbox"/>	<input type="checkbox"/>	<input type="checkbox"/>	<input type="checkbox"/>	<input type="checkbox"/>	<input type="checkbox"/>	53.0#	\$ 1215	\$ 1459	\$ 2163	
		T Base	18 x 60"	B155F	<input type="checkbox"/>	<input type="checkbox"/>	<input type="checkbox"/>	<input type="checkbox"/>	<input type="checkbox"/>	<input type="checkbox"/>	<input type="checkbox"/>	65.0#	1262	1511	2279
		T Base	18 x 72"	B156F	<input type="checkbox"/>	<input type="checkbox"/>	<input type="checkbox"/>	<input type="checkbox"/>	<input type="checkbox"/>	<input type="checkbox"/>	<input type="checkbox"/>	67.0#	1315	1580	2367
		T Base	18 x 84"	B157F	<input type="checkbox"/>	<input type="checkbox"/>	<input type="checkbox"/>	<input type="checkbox"/>	<input type="checkbox"/>	<input type="checkbox"/>	<input type="checkbox"/>	73.0#	1397	1676	2478
		T Base	18 x 96"	B158F	<input type="checkbox"/>	<input type="checkbox"/>	<input type="checkbox"/>	<input type="checkbox"/>	<input type="checkbox"/>	<input type="checkbox"/>	<input type="checkbox"/>	80.0#	1422	1706	2498
		T Base	24 x 48"	B24F	<input type="checkbox"/>	<input type="checkbox"/>	<input type="checkbox"/>	<input type="checkbox"/>	<input type="checkbox"/>	<input type="checkbox"/>	<input type="checkbox"/>	70.0#	1236	1488	2240
		T Base	24 x 60"	B25F	<input type="checkbox"/>	<input type="checkbox"/>	<input type="checkbox"/>	<input type="checkbox"/>	<input type="checkbox"/>	<input type="checkbox"/>	<input type="checkbox"/>	75.0#	1354	1629	2305
		T Base	24 x 72"	B26F	<input type="checkbox"/>	<input type="checkbox"/>	<input type="checkbox"/>	<input type="checkbox"/>	<input type="checkbox"/>	<input type="checkbox"/>	<input type="checkbox"/>	90.0#	1443	1735	2431
		T Base	24 x 84"	B27F	<input type="checkbox"/>	<input type="checkbox"/>	<input type="checkbox"/>	<input type="checkbox"/>	<input type="checkbox"/>	<input type="checkbox"/>	<input type="checkbox"/>	96.0#	1562	1874	2783
		T Base	24 x 96"	B28F	<input type="checkbox"/>	<input type="checkbox"/>	<input type="checkbox"/>	<input type="checkbox"/>	<input type="checkbox"/>	<input type="checkbox"/>	<input type="checkbox"/>	102.0#	1587	1904	2809
		T Base	30 x 48"	B254F	<input type="checkbox"/>	<input type="checkbox"/>	<input type="checkbox"/>	<input type="checkbox"/>	<input type="checkbox"/>	<input type="checkbox"/>	<input type="checkbox"/>	75.0#	1323	1591	2394
		T Base	30 x 60"	B255F	<input type="checkbox"/>	<input type="checkbox"/>	<input type="checkbox"/>	<input type="checkbox"/>	<input type="checkbox"/>	<input type="checkbox"/>	<input type="checkbox"/>	93.0#	1480	1775	2679
		T Base	30 x 72"	B256F	<input type="checkbox"/>	<input type="checkbox"/>	<input type="checkbox"/>	<input type="checkbox"/>	<input type="checkbox"/>	<input type="checkbox"/>	<input type="checkbox"/>	108.0#	1576	1884	2779
		T Base	30 x 84"	B257F	<input type="checkbox"/>	<input type="checkbox"/>	<input type="checkbox"/>	<input type="checkbox"/>	<input type="checkbox"/>	<input type="checkbox"/>	<input type="checkbox"/>	114.0#	1705	2044	2956
		T Base	30 x 96"	B258F	<input type="checkbox"/>	<input type="checkbox"/>	<input type="checkbox"/>	<input type="checkbox"/>	<input type="checkbox"/>	<input type="checkbox"/>	<input type="checkbox"/>	126.0#	1715	2061	2978
		T Base	36 x 48"	B34F	<input type="checkbox"/>	<input type="checkbox"/>	<input type="checkbox"/>	<input type="checkbox"/>	<input type="checkbox"/>	<input type="checkbox"/>	<input type="checkbox"/>	85.0#	1356	1632	2667
		T Base	36 x 60"	B35F	<input type="checkbox"/>	<input type="checkbox"/>	<input type="checkbox"/>	<input type="checkbox"/>	<input type="checkbox"/>	<input type="checkbox"/>	<input type="checkbox"/>	107.0#	1580	1894	2755
		T Base	36 x 72"	B36F	<input type="checkbox"/>	<input type="checkbox"/>	<input type="checkbox"/>	<input type="checkbox"/>	<input type="checkbox"/>	<input type="checkbox"/>	<input type="checkbox"/>	118.0#	1645	1974	2856
		T Base	36 x 84"	B37F	<input type="checkbox"/>	<input type="checkbox"/>	<input type="checkbox"/>	<input type="checkbox"/>	<input type="checkbox"/>	<input type="checkbox"/>	<input type="checkbox"/>	135.0#	1793	2152	2969
		T Base	36 x 96"	B38F	<input type="checkbox"/>	<input type="checkbox"/>	<input type="checkbox"/>	<input type="checkbox"/>	<input type="checkbox"/>	<input type="checkbox"/>	<input type="checkbox"/>	145.0#	1811	2173	3080
<div></div> <div>BFIX</div>	Rectangular Tables, TT Bases <ul style="list-style-type: none">Tables 120" and 144"W have three legsTables 192"W have four legs and a two-piece top	Two 32" TT Bases	42 x 60"	B355F	<input type="checkbox"/>	<input type="checkbox"/>	<input type="checkbox"/>	<input type="checkbox"/>	<input type="checkbox"/>	<input type="checkbox"/>	120.0#	\$ 2209	\$ 2656	\$ 3367	
		Two 32" TT Bases	42 x 72"	B356F	<input type="checkbox"/>	<input type="checkbox"/>	<input type="checkbox"/>	<input type="checkbox"/>	<input type="checkbox"/>	<input type="checkbox"/>	<input type="checkbox"/>	133.0#	2326	2788	3462
		Two 32" TT Bases	42 x 84"	B357F	<input type="checkbox"/>	<input type="checkbox"/>	<input type="checkbox"/>	<input type="checkbox"/>	<input type="checkbox"/>	<input type="checkbox"/>	<input type="checkbox"/>	141.0#	2409	2891	3631
		Two 32" TT Bases	42 x 96"	B358F	<input type="checkbox"/>	<input type="checkbox"/>	<input type="checkbox"/>	<input type="checkbox"/>	<input type="checkbox"/>	<input type="checkbox"/>	<input type="checkbox"/>	170.0#	2485	2984	3683
		Three 32" TT Bases	42 x 120"	B350F	<input type="checkbox"/>	<input type="checkbox"/>	<input type="checkbox"/>	<input type="checkbox"/>				220.0#	3937	4727	5076
		Two 38" TT Bases	48 x 60"	B45F	<input type="checkbox"/>	<input type="checkbox"/>	<input type="checkbox"/>	<input type="checkbox"/>	<input type="checkbox"/>	<input type="checkbox"/>	<input type="checkbox"/>	135.0#	2399	2874	3522
		Two 38" TT Bases	48 x 72"	B46F	<input type="checkbox"/>	<input type="checkbox"/>	<input type="checkbox"/>	<input type="checkbox"/>	<input type="checkbox"/>	<input type="checkbox"/>	<input type="checkbox"/>	146.0#	2483	2981	3569
		Two 38" TT Bases	48 x 84"	B47F	<input type="checkbox"/>	<input type="checkbox"/>	<input type="checkbox"/>	<input type="checkbox"/>	<input type="checkbox"/>	<input type="checkbox"/>	<input type="checkbox"/>	164.0#	2642	3164	3738
		Two 38" TT Bases	48 x 96"	B48F	<input type="checkbox"/>	<input type="checkbox"/>	<input type="checkbox"/>	<input type="checkbox"/>	<input type="checkbox"/>	<input type="checkbox"/>	<input type="checkbox"/>	185.0#	2693	3230	3854
		Three 38" TT Bases	48 x 120"	B410F	<input type="checkbox"/>	<input type="checkbox"/>	<input type="checkbox"/>	<input type="checkbox"/>				250.0#	4094	4914	5352
		Three 38" TT Bases	48 x 144"	B412F	<input type="checkbox"/>	<input type="checkbox"/>	<input type="checkbox"/>	<input type="checkbox"/>				280.0#	4250	5103	5658
		Four 38" TT Bases	60 x 192"	B516F	<input type="checkbox"/>	<input type="checkbox"/>	<input type="checkbox"/>	<input type="checkbox"/>				450.0#	5717	6415	6823

A

B

C

D

E

F

G

A **B** **C** **D** **E** **F** **G**

HOW TO ORDER

Indicate the following information on order form:

- Quantity of each item.
- Model number, including options. See "How To Build a Model Number".
- Any special service required.

Note:

- The ☐ indicates that a choice is required.
- The absence of the ☐ indicates that no choice is required.
- Alpha-numeric characters in place of ☐ indicate that no other alternatives are available.

HOW TO BUILD A MODEL NUMBER

ASelect basic model.

BSelect edge style.

54B

- 1-1/4" Vinyl bullnose

74P

- 74P edge

15W

- 1-3/4" Wood bullnose

CSelect edge color.

Refer to the **Product Color Options** page in this price list.

Edge color offerings are based on edge style selections.

DSelect surface finish.

Refer to the **Product Color Options** page in this price list.

Surface finish offerings are based on edge style selections.

ESelect base finish.

Refer to the **Product Color Options** page in this price list.

FSelect grommet.

YG

- Grommets; add \$27

NG

- No grommets

GSelect grommet color.

Refer to the **Product Color Options** page in this price list.

FINISH INFORMATION

Additional Laminate Offering
Additional laminates beyond KI standard offering, are available with two weeks extended leadtime. To specify additional laminates, use these designators followed by the supplier's color/pattern code:

Formica - LF/supplier's color pattern code
Nevamar - LN/supplier's color pattern code
Wilsonart - LW/supplier's color pattern code

KI's standard laminate finish is the supplier's recommended finish for that color/pattern. Note: Nonstandard laminates from these suppliers (example: textured laminates) require a Product Modification Request. Contact customer service for details.

Color Match
KI offers the additional option of color matching paint, polypropylene, or wood stain through Product Modification Requests. Contact customer service for details.

OPTIONS

Base Options
Casters:
Black only. Add a "/C" to end of model number for casters. Casters are factory installed, not field installable. Casters are all locking. Upcharge is list \$73 per table.

Rolling Barron® Base:
Only available on single "T". Wheels are black only. Housing matches base finish. Add a "/R" to end of model for rolling base. Factory installed. For field installable, see accessory sections. Upcharge is list \$106 per table.

OPTIONS

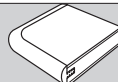
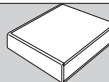
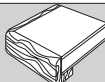





Table Heights Other Than 29"
Table heights other than 29" are available. Add the table height in inches to the end of the model number string. Example: to specify 27-1/4" from the top of the table to the floor add "/27.25" to the end of the model number. The maximum height is 42".

SPECIAL SERVICES

Special Carton Marking
With specially marked information N/C

Shipping
Ships **knocked down, FOB Green Bay, WI 54302, freight prepaid.** Freight class 85.

Specifications and prices are subject to change without prior notice.

			MODEL NUMBER											
			Basic Model	Edge Style	Edge Color	Surface Finish	Base Finish	Grom-met Option	Grommet Color					
MODEL	Features	A x B x C									Approx. Packaged Weight	1-1/4" Vinyl Bullnose (54B)	74P Edge (74P)	1-3/4" Wood Bullnose (15W)
 BFIX	Rectangular Tables, Cantilevered, T Base	Cant T Base	18 x 48"	B154C	<input type="checkbox"/> <input type="checkbox"/> <input type="checkbox"/>	<input type="checkbox"/> <input type="checkbox"/> <input type="checkbox"/>	<input type="checkbox"/> <input type="checkbox"/> <input type="checkbox"/>	<input type="checkbox"/> <input type="checkbox"/>	<input type="checkbox"/> <input type="checkbox"/> <input type="checkbox"/>		53.0#	\$ 1212	\$ 1453	\$ 2163
		Cant T Base	18 x 60"	B155C	<input type="checkbox"/> <input type="checkbox"/> <input type="checkbox"/>	<input type="checkbox"/> <input type="checkbox"/> <input type="checkbox"/>	<input type="checkbox"/> <input type="checkbox"/> <input type="checkbox"/>	<input type="checkbox"/> <input type="checkbox"/>	<input type="checkbox"/> <input type="checkbox"/> <input type="checkbox"/>		65.0#	1262	1511	2279
		Cant T Base	18 x 72"	B156C	<input type="checkbox"/> <input type="checkbox"/> <input type="checkbox"/>	<input type="checkbox"/> <input type="checkbox"/> <input type="checkbox"/>	<input type="checkbox"/> <input type="checkbox"/> <input type="checkbox"/>	<input type="checkbox"/> <input type="checkbox"/>	<input type="checkbox"/> <input type="checkbox"/> <input type="checkbox"/>		67.0#	1315	1580	2355
		Cant T Base	24 x 48"	B24C	<input type="checkbox"/> <input type="checkbox"/> <input type="checkbox"/>	<input type="checkbox"/> <input type="checkbox"/> <input type="checkbox"/>	<input type="checkbox"/> <input type="checkbox"/> <input type="checkbox"/>	<input type="checkbox"/> <input type="checkbox"/>	<input type="checkbox"/> <input type="checkbox"/> <input type="checkbox"/>		70.0#	1236	1488	2240
		Cant T Base	24 x 60"	B25C	<input type="checkbox"/> <input type="checkbox"/> <input type="checkbox"/>	<input type="checkbox"/> <input type="checkbox"/> <input type="checkbox"/>	<input type="checkbox"/> <input type="checkbox"/> <input type="checkbox"/>	<input type="checkbox"/> <input type="checkbox"/>	<input type="checkbox"/> <input type="checkbox"/> <input type="checkbox"/>		75.0#	1354	1629	2305
		Cant T Base	24 x 72"	B26C	<input type="checkbox"/> <input type="checkbox"/> <input type="checkbox"/>	<input type="checkbox"/> <input type="checkbox"/> <input type="checkbox"/>	<input type="checkbox"/> <input type="checkbox"/> <input type="checkbox"/>	<input type="checkbox"/> <input type="checkbox"/>	<input type="checkbox"/> <input type="checkbox"/> <input type="checkbox"/>		90.0#	1443	1735	2431
 BFIX	Racetrack Tables (Oval), T and TT Bases	T Base	36 x 72"	B036F	<input type="checkbox"/> <input type="checkbox"/> <input type="checkbox"/>	<input type="checkbox"/> <input type="checkbox"/> <input type="checkbox"/>	<input type="checkbox"/> <input type="checkbox"/> <input type="checkbox"/>	<input type="checkbox"/> <input type="checkbox"/>			115.0#	\$ 1897	\$ 2279	\$ 3289
		TT Base	42 x 84"	B07F	<input type="checkbox"/> <input type="checkbox"/> <input type="checkbox"/>	<input type="checkbox"/> <input type="checkbox"/> <input type="checkbox"/>	<input type="checkbox"/> <input type="checkbox"/> <input type="checkbox"/>	<input type="checkbox"/> <input type="checkbox"/>			135.0#	2720	3265	4193
		TT Base	48 x 96"	B048F	<input type="checkbox"/> <input type="checkbox"/> <input type="checkbox"/>	<input type="checkbox"/> <input type="checkbox"/> <input type="checkbox"/>	<input type="checkbox"/> <input type="checkbox"/> <input type="checkbox"/>	<input type="checkbox"/> <input type="checkbox"/>			180.0#	2835	3595	4301
 BFIX	Boat Shape Tables, TT Base <ul style="list-style-type: none">Tables 144"W (model B412BF3) has three legsTables 144"W (model B412B24) has four legsTables 192"W have four legs and a two-piece top	Three TT Bases	36 x 48 x 144"	B412BF3	<input type="checkbox"/> <input type="checkbox"/> <input type="checkbox"/>	<input type="checkbox"/> <input type="checkbox"/> <input type="checkbox"/>	<input type="checkbox"/> <input type="checkbox"/> <input type="checkbox"/>	<input type="checkbox"/> <input type="checkbox"/>			260.0#	\$ 4683	\$ 5622	\$ 6222
		Four TT Bases	36 x 48 x 144"	B412B24	<input type="checkbox"/> <input type="checkbox"/> <input type="checkbox"/>	<input type="checkbox"/> <input type="checkbox"/> <input type="checkbox"/>	<input type="checkbox"/> <input type="checkbox"/> <input type="checkbox"/>	<input type="checkbox"/> <input type="checkbox"/>			260.0#	5152	6183	6839
		Four TT Bases	42 x 60 x 192"	B516B2	<input type="checkbox"/> <input type="checkbox"/> <input type="checkbox"/>	<input type="checkbox"/> <input type="checkbox"/> <input type="checkbox"/>	<input type="checkbox"/> <input type="checkbox"/> <input type="checkbox"/>	<input type="checkbox"/> <input type="checkbox"/>			425.0#	10136	11498	12168
 BFIX	Crescent Tables, T Base	T Base	48 x 24 x 75-1/2"	BC24F	<input type="checkbox"/> <input type="checkbox"/> <input type="checkbox"/>	<input type="checkbox"/> <input type="checkbox"/> <input type="checkbox"/>	<input type="checkbox"/> <input type="checkbox"/> <input type="checkbox"/>	<input type="checkbox"/> <input type="checkbox"/>			66.0#	\$ 1566	\$ 2356	\$ 2715
		T Base	60 x 24 x 94"	BC25F	<input type="checkbox"/> <input type="checkbox"/> <input type="checkbox"/>	<input type="checkbox"/> <input type="checkbox"/> <input type="checkbox"/>	<input type="checkbox"/> <input type="checkbox"/> <input type="checkbox"/>	<input type="checkbox"/> <input type="checkbox"/>			91.0#	2233	3192	3856
		T Base	48 x 30 x 75-1/2"	BC254F	<input type="checkbox"/> <input type="checkbox"/> <input type="checkbox"/>	<input type="checkbox"/> <input type="checkbox"/> <input type="checkbox"/>	<input type="checkbox"/> <input type="checkbox"/> <input type="checkbox"/>	<input type="checkbox"/> <input type="checkbox"/>			89.0#	1532	2372	2758
		T Base	60 x 30 x 94"	BC255F	<input type="checkbox"/> <input type="checkbox"/> <input type="checkbox"/>	<input type="checkbox"/> <input type="checkbox"/> <input type="checkbox"/>	<input type="checkbox"/> <input type="checkbox"/> <input type="checkbox"/>	<input type="checkbox"/> <input type="checkbox"/>			107.0#	2263	3227	3871
		T Base	60 x 36 x 94"	BC35F	<input type="checkbox"/> <input type="checkbox"/> <input type="checkbox"/>	<input type="checkbox"/> <input type="checkbox"/> <input type="checkbox"/>	<input type="checkbox"/> <input type="checkbox"/> <input type="checkbox"/>	<input type="checkbox"/> <input type="checkbox"/>			126.0#	2180	3254	3924
		T Base	72 x 36 x 113"	BC36F	<input type="checkbox"/> <input type="checkbox"/> <input type="checkbox"/>	<input type="checkbox"/> <input type="checkbox"/> <input type="checkbox"/>	<input type="checkbox"/> <input type="checkbox"/> <input type="checkbox"/>	<input type="checkbox"/> <input type="checkbox"/>			151.0#	2380	3239	4120
 BFIX	Half Round Tables, T Base	T Base	30 x 60"	BH255F	<input type="checkbox"/> <input type="checkbox"/> <input type="checkbox"/>	<input type="checkbox"/> <input type="checkbox"/> <input type="checkbox"/>	<input type="checkbox"/> <input type="checkbox"/> <input type="checkbox"/>	<input type="checkbox"/> <input type="checkbox"/>			74.0#	\$ 1497	\$ 2113	\$ 2590
		T Base	36 x 72"	BH36F	<input type="checkbox"/> <input type="checkbox"/> <input type="checkbox"/>	<input type="checkbox"/> <input type="checkbox"/> <input type="checkbox"/>	<input type="checkbox"/> <input type="checkbox"/> <input type="checkbox"/>	<input type="checkbox"/> <input type="checkbox"/>			101.0#	1834	2626	3175
			A	B	C	D	E	F	G					

HOW TO ORDER

Indicate the following information on order form:

- Quantity of each item.
- Model number, including options. See "How To Build a Model Number".
- Any special service required.

Note:

- The ☐ indicates that a choice is required.
- The absence of the ☐ indicates that no choice is required.
- Alpha-numeric characters in place of ☐ indicate that no other alternatives are available.

HOW TO BUILD A MODEL NUMBER

- A**Select basic model.
- B**Select edge style.

54B

- 1-1/4" Vinyl bullnose

74P

- 74P edge

15W

- 1-3/4" Wood bullnose
- C**Select edge color.

Refer to the **Product Color Options** page in this price list.

Edge color offerings are based on edge style selections.
- D**Select surface finish.

Refer to the **Product Color Options** page in this price list.

Surface finish offerings are based on edge style selections.
- E**Select base finish.

Refer to the **Product Color Options** page in this price list.

- F**Select grommet.

YG

- Grommets; add \$27

NG

- No grommets
- G**Select grommet color.

Refer to the **Product Color Options** page in this price list.

FINISH INFORMATION

Additional Laminate Offering
Additional laminates beyond KI standard offering, are available with two weeks extended leadtime. To specify additional laminates, use these designators followed by the supplier's color/pattern code:

Formica - LF/supplier's color pattern code
Nevamar - LN/supplier's color pattern code
Wilsonart - LW/supplier's color pattern code

KI's standard laminate finish is the supplier's recommended finish for that color/pattern. Note: Nonstandard laminates from these suppliers (example: textured laminates) require a Product Modification Request. Contact customer service for details.

Color Match
KI offers the additional option of color matching paint, polypropylene, or wood stain through Product Modification Requests. Contact customer service for details.

OPTIONS

Base Options
Casters:
Black only. Add a "/C" to end of model number for casters. Casters are factory installed, not field installable. Casters are all locking. Upcharge is list \$73 per table.

Rolling Barron® Base:
Only available on single "T". Wheels are black only. Housing matches base finish. Add a "/R" to end of model for rolling base. Factory installed. For field installable, see accessory sections. Upcharge is list \$106 per table.

OPTIONS

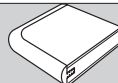
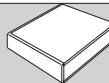




Table Heights Other Than 29"
Table heights other than 29" are available. Add the table height in inches to the end of the model number string. Example: to specify 27-1/4" from the top of the table to the floor add "/27.25" to the end of the model number. The maximum height is 42".

SPECIAL SERVICES

Special Carton Marking
With specially marked information N/C

Shipping
Ships **knocked down, FOB Green Bay, WI 54302, freight prepaid.** Freight class 85.

Specifications and prices are subject to change without prior notice.

			MODEL NUMBER							<div>Approx. Packaged Weight</div> <div>1-1/4" Vinyl Bullnose (54B)</div> <div>74P Edge (74P)</div>				
			Basic Model	Edge Style	Edge Color	Surface Finish	Base Finish	Grom-met Option	Grommet Color					
 BFXIM		Rectangular Tables, Fixed Leg, Modesty Panel, T Base <ul style="list-style-type: none">Modesty panels available with standard folding mechanism (M) or quick release mechanism (Q)Modesty panel only available in black bullnose edge	T Base	18 x 60"	B155F/M	<input type="checkbox"/> <input type="checkbox"/> <input type="checkbox"/>	<input type="checkbox"/> <input type="checkbox"/> <input type="checkbox"/>	<input type="checkbox"/>			77.0#	\$ 1685	\$ 2020	
			T Base	18 x 60"	B155F/Q	<input type="checkbox"/> <input type="checkbox"/> <input type="checkbox"/>	<input type="checkbox"/> <input type="checkbox"/> <input type="checkbox"/>	<input type="checkbox"/>				77.0#	1685	2020
			T Base	18 x 72"	B156F/M	<input type="checkbox"/> <input type="checkbox"/> <input type="checkbox"/>	<input type="checkbox"/> <input type="checkbox"/> <input type="checkbox"/>	<input type="checkbox"/>	<input type="checkbox"/> <input type="checkbox"/> <input type="checkbox"/>			80.0#	1825	2190
			T Base	18 x 72"	B156F/Q	<input type="checkbox"/> <input type="checkbox"/> <input type="checkbox"/>	<input type="checkbox"/> <input type="checkbox"/> <input type="checkbox"/>	<input type="checkbox"/>	<input type="checkbox"/> <input type="checkbox"/> <input type="checkbox"/>			80.0#	1825	2190
			T Base	18 x 84"	B157F/M	<input type="checkbox"/> <input type="checkbox"/> <input type="checkbox"/>	<input type="checkbox"/> <input type="checkbox"/> <input type="checkbox"/>	<input type="checkbox"/>	<input type="checkbox"/> <input type="checkbox"/> <input type="checkbox"/>			89.0#	2001	2400
			T Base	18 x 84"	B157F/Q	<input type="checkbox"/> <input type="checkbox"/> <input type="checkbox"/>	<input type="checkbox"/> <input type="checkbox"/> <input type="checkbox"/>	<input type="checkbox"/>	<input type="checkbox"/> <input type="checkbox"/> <input type="checkbox"/>			89.0#	2001	2400
			T Base	18 x 96"	B158F/M	<input type="checkbox"/> <input type="checkbox"/> <input type="checkbox"/>	<input type="checkbox"/> <input type="checkbox"/> <input type="checkbox"/>	<input type="checkbox"/>	<input type="checkbox"/> <input type="checkbox"/> <input type="checkbox"/>			99.0#	2111	2533
			T Base	24 x 60"	B25F/M	<input type="checkbox"/> <input type="checkbox"/> <input type="checkbox"/>	<input type="checkbox"/> <input type="checkbox"/> <input type="checkbox"/>	<input type="checkbox"/>	<input type="checkbox"/> <input type="checkbox"/> <input type="checkbox"/>			89.0#	1774	2124
			T Base	24 x 60"	B25F/Q	<input type="checkbox"/> <input type="checkbox"/> <input type="checkbox"/>	<input type="checkbox"/> <input type="checkbox"/> <input type="checkbox"/>	<input type="checkbox"/>	<input type="checkbox"/> <input type="checkbox"/> <input type="checkbox"/>			89.0#	1774	2124
			T Base	24 x 72"	B26F/M	<input type="checkbox"/> <input type="checkbox"/> <input type="checkbox"/>	<input type="checkbox"/> <input type="checkbox"/> <input type="checkbox"/>	<input type="checkbox"/>	<input type="checkbox"/> <input type="checkbox"/> <input type="checkbox"/>			107.0#	1956	2342
			T Base	24 x 72"	B26F/Q	<input type="checkbox"/> <input type="checkbox"/> <input type="checkbox"/>	<input type="checkbox"/> <input type="checkbox"/> <input type="checkbox"/>	<input type="checkbox"/>	<input type="checkbox"/> <input type="checkbox"/> <input type="checkbox"/>			107.0#	1956	2342
			T Base	24 x 84"	B27F/M	<input type="checkbox"/> <input type="checkbox"/> <input type="checkbox"/>	<input type="checkbox"/> <input type="checkbox"/> <input type="checkbox"/>	<input type="checkbox"/>	<input type="checkbox"/> <input type="checkbox"/> <input type="checkbox"/>			116.0#	2162	2591
			T Base	24 x 84"	B27F/Q	<input type="checkbox"/> <input type="checkbox"/> <input type="checkbox"/>	<input type="checkbox"/> <input type="checkbox"/> <input type="checkbox"/>	<input type="checkbox"/>	<input type="checkbox"/> <input type="checkbox"/> <input type="checkbox"/>			116.0#	2162	2591
			T Base	24 x 96"	B28F/M	<input type="checkbox"/> <input type="checkbox"/> <input type="checkbox"/>	<input type="checkbox"/> <input type="checkbox"/> <input type="checkbox"/>	<input type="checkbox"/>	<input type="checkbox"/> <input type="checkbox"/> <input type="checkbox"/>			125.0#	2269	2721
			T Base	24 x 96"	B28F/Q	<input type="checkbox"/> <input type="checkbox"/> <input type="checkbox"/>	<input type="checkbox"/> <input type="checkbox"/> <input type="checkbox"/>	<input type="checkbox"/>	<input type="checkbox"/> <input type="checkbox"/> <input type="checkbox"/>			125.0#	2269	2721
			T Base	30 x 60"	B255F/M	<input type="checkbox"/> <input type="checkbox"/> <input type="checkbox"/>	<input type="checkbox"/> <input type="checkbox"/> <input type="checkbox"/>	<input type="checkbox"/>	<input type="checkbox"/> <input type="checkbox"/> <input type="checkbox"/>			110.0#	1892	2272
			T Base	30 x 60"	B255F/Q	<input type="checkbox"/> <input type="checkbox"/> <input type="checkbox"/>	<input type="checkbox"/> <input type="checkbox"/> <input type="checkbox"/>	<input type="checkbox"/>	<input type="checkbox"/> <input type="checkbox"/> <input type="checkbox"/>			110.0#	1892	2272
			T Base	30 x 72"	B256F/M	<input type="checkbox"/> <input type="checkbox"/> <input type="checkbox"/>	<input type="checkbox"/> <input type="checkbox"/> <input type="checkbox"/>	<input type="checkbox"/>	<input type="checkbox"/> <input type="checkbox"/> <input type="checkbox"/>			128.0#	2076	2491
			T Base	30 x 72"	B256F/Q	<input type="checkbox"/> <input type="checkbox"/> <input type="checkbox"/>	<input type="checkbox"/> <input type="checkbox"/> <input type="checkbox"/>	<input type="checkbox"/>	<input type="checkbox"/> <input type="checkbox"/> <input type="checkbox"/>			128.0#	2076	2491
			T Base	30 x 84"	B257F/M	<input type="checkbox"/> <input type="checkbox"/> <input type="checkbox"/>	<input type="checkbox"/> <input type="checkbox"/> <input type="checkbox"/>	<input type="checkbox"/>	<input type="checkbox"/> <input type="checkbox"/> <input type="checkbox"/>			138.0#	2292	2756
			T Base	30 x 84"	B257F/Q	<input type="checkbox"/> <input type="checkbox"/> <input type="checkbox"/>	<input type="checkbox"/> <input type="checkbox"/> <input type="checkbox"/>	<input type="checkbox"/>	<input type="checkbox"/> <input type="checkbox"/> <input type="checkbox"/>			138.0#	2292	2756
			T Base	30 x 96"	B258F/M	<input type="checkbox"/> <input type="checkbox"/> <input type="checkbox"/>	<input type="checkbox"/> <input type="checkbox"/> <input type="checkbox"/>	<input type="checkbox"/>	<input type="checkbox"/> <input type="checkbox"/> <input type="checkbox"/>			153.0#	2402	2879
			T Base	30 x 96"	B258F/Q	<input type="checkbox"/> <input type="checkbox"/> <input type="checkbox"/>	<input type="checkbox"/> <input type="checkbox"/> <input type="checkbox"/>	<input type="checkbox"/>	<input type="checkbox"/> <input type="checkbox"/> <input type="checkbox"/>			153.0#	2402	2879
 BFXIM		Rectangular Tables, Fixed Leg, Modesty Panel, Cantilevered T Base <ul style="list-style-type: none">Modesty panels available with standard folding mechanism (M) or quick release mechanism (Q)Modesty panel only available in black bullnose edge	Cantilevered T Base	18 x 60"	B155C/M	<input type="checkbox"/> <input type="checkbox"/> <input type="checkbox"/>	<input type="checkbox"/> <input type="checkbox"/> <input type="checkbox"/>	<input type="checkbox"/>			77.0#	\$ 1685	\$ 2020	
			Cantilevered T Base	18 x 72"	B156C/M	<input type="checkbox"/> <input type="checkbox"/> <input type="checkbox"/>	<input type="checkbox"/> <input type="checkbox"/> <input type="checkbox"/>	<input type="checkbox"/>	<input type="checkbox"/> <input type="checkbox"/> <input type="checkbox"/>			80.0#	1825	2190
			Cantilevered T Base	18 x 72"	B156C/Q	<input type="checkbox"/> <input type="checkbox"/> <input type="checkbox"/>	<input type="checkbox"/> <input type="checkbox"/> <input type="checkbox"/>	<input type="checkbox"/>	<input type="checkbox"/> <input type="checkbox"/> <input type="checkbox"/>			80.0#	1825	2190
			Cantilevered T Base	24 x 60"	B25C/M	<input type="checkbox"/> <input type="checkbox"/> <input type="checkbox"/>	<input type="checkbox"/> <input type="checkbox"/> <input type="checkbox"/>	<input type="checkbox"/>	<input type="checkbox"/> <input type="checkbox"/> <input type="checkbox"/>			89.0#	1774	2124
			Cantilevered T Base	24 x 60"	B25C/Q	<input type="checkbox"/> <input type="checkbox"/> <input type="checkbox"/>	<input type="checkbox"/> <input type="checkbox"/> <input type="checkbox"/>	<input type="checkbox"/>			89.0#	1774	2124	
			Cantilevered T Base	24 x 72"	B26C/Q	<input type="checkbox"/> <input type="checkbox"/> <input type="checkbox"/>	<input type="checkbox"/> <input type="checkbox"/> <input type="checkbox"/>	<input type="checkbox"/>	<input type="checkbox"/> <input type="checkbox"/> <input type="checkbox"/>			107.0#	1956	2342
			A	B	C	D	E	F	G					

HOW TO ORDER

Indicate the following information on order form:

- Quantity of each item.
- Model number, including options. See "How To Build a Model Number".
- Any special service required.

Note:

- The ☐ indicates that a choice is required.
- The absence of the ☐ indicates that no choice is required.
- Alpha-numeric characters in place of ☐ indicate that no other alternatives are available.

HOW TO BUILD A MODEL NUMBER

- A**Select basic model.
- B**Select edge style.
- | | |
|------------|-------------------------|
| 54B | - 1-1/4" Vinyl bullnose |
| 74P | - 74P edge |

- C**Select edge color.
- Refer to the **Product Color Options** page in this price list.
- Edge color offerings are based on edge style selections.

- D**Select surface finish.
- Refer to the **Product Color Options** page in this price list.
- Surface finish offerings are based on edge style selections.

- E**Select base finish.
- Refer to the **Product Color Options** page in this price list.

- F**Select grommet.

- | | |
|-----------|----------------------|
| YG | - Grommets; add \$27 |
| NG | - No grommets |

- G**Select grommet color.
- Refer to the **Product Color Options** page in this price list.

FINISH INFORMATION

Additional Laminate Offering

Additional laminates beyond KI standard offering, are available with two weeks extended leadtime. To specify additional laminates, use these designators followed by the supplier's color/pattern code:

Formica - LF/supplier's color pattern code
Nevamar - LN/supplier's color pattern code
Wilsonart - LW/supplier's color pattern code

KI's standard laminate finish is the supplier's recommended finish for that color/pattern. Note: Nonstandard laminates from these suppliers (example: textured laminates) require a Product Modification Request. Contact customer service for details.

Color Match

KI offers the additional option of color matching paint, polypropylene, or wood stain through Product Modification Requests. Contact customer service for details.

OPTIONS

Base Options

Casters:
Black only. Add a "/C" to end of model number for casters. Casters are factory installed, not field installable. Casters are all locking. Upcharge is list \$73 per table.

Rolling Barron® Base:
Only available on single "T". Wheels are black only. Housing matches base finish. Add a "/R" to end of model for rolling base. Factory installed. For field installable, see accessory sections. Upcharge is list \$106 per table.

OPTIONS

Table Heights Other Than 29"

Table heights other than 29" are available. Add the table height in inches to the end of the model number string. Example: to specify 27-1/4" from the top of the table to the floor add "/27.25" to the end of the model number. The maximum height is 42".

SPECIAL SERVICES

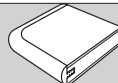
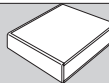
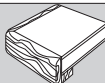
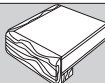
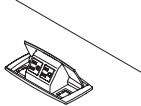
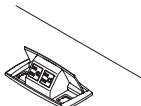
Special Carton Marking

With specially marked information	N/C
-----------------------------------	-----

Shipping

Ships **knocked down, FOB Green Bay, WI 54302, freight prepaid.** Freight class 85.

Specifications and prices are subject to change without prior notice.

				MODEL NUMBER								<div>Approx. Packaged Weight</div> <div>1-1/4" Vinyl Bullnose (54B)</div> <div>74P Edge (74P)</div> <div>1-3/4" Wood Bullnose (15W)</div>			
				Basic Model	Edge Style	Edge Color	Surface Finish	Base Finish	Cord (feet)	Module Color					
<div></div> BPUX	Fixed Leg, Rectangular Tables with PowerUp® <ul style="list-style-type: none">Available with one module (1) or two modules (2)	T Base	24 x 60"	BD25F/1	<div><div></div><div></div><div></div></div>	<div><div></div><div></div><div></div></div>	<div><div></div><div></div><div></div></div>	<div><div></div><div></div><div></div></div>	<div><div></div><div></div><div></div></div>	<div><div></div><div></div><div></div></div>	<div><div></div><div></div><div></div></div>	78.0#	\$ 1645	\$ 1918	\$ 2596
		T Base	24 x 60"	BD25F/2	<div><div></div><div></div><div></div></div>	<div><div></div><div></div><div></div></div>	<div><div></div><div></div><div></div></div>	<div><div></div><div></div><div></div></div>	<div><div></div><div></div><div></div></div>	<div><div></div><div></div><div></div></div>	<div><div></div><div></div><div></div></div>	78.0#	1763	2036	2714
		T Base	24 x 72"	BD26F/1	<div><div></div><div></div><div></div></div>	<div><div></div><div></div><div></div></div>	<div><div></div><div></div><div></div></div>	<div><div></div><div></div><div></div></div>	<div><div></div><div></div><div></div></div>	<div><div></div><div></div><div></div></div>	<div><div></div><div></div><div></div></div>	93.0#	1738	2025	2720
		T Base	24 x 72"	BD26F/2	<div><div></div><div></div><div></div></div>	<div><div></div><div></div><div></div></div>	<div><div></div><div></div><div></div></div>	<div><div></div><div></div><div></div></div>	<div><div></div><div></div><div></div></div>	<div><div></div><div></div><div></div></div>	<div><div></div><div></div><div></div></div>	93.0#	1858	2144	2836
		T Base	30 x 60"	BD255F/1	<div><div></div><div></div><div></div></div>	<div><div></div><div></div><div></div></div>	<div><div></div><div></div><div></div></div>	<div><div></div><div></div><div></div></div>	<div><div></div><div></div><div></div></div>	<div><div></div><div></div><div></div></div>	<div><div></div><div></div><div></div></div>	96.0#	1774	2069	2972
		T Base	30 x 60"	BD255F/2	<div><div></div><div></div><div></div></div>	<div><div></div><div></div><div></div></div>	<div><div></div><div></div><div></div></div>	<div><div></div><div></div><div></div></div>	<div><div></div><div></div><div></div></div>	<div><div></div><div></div><div></div></div>	<div><div></div><div></div><div></div></div>	96.0#	1888	2182	3092
		T Base	30 x 72"	BD256F/1	<div><div></div><div></div><div></div></div>	<div><div></div><div></div><div></div></div>	<div><div></div><div></div><div></div></div>	<div><div></div><div></div><div></div></div>	<div><div></div><div></div><div></div></div>	<div><div></div><div></div><div></div></div>	<div><div></div><div></div><div></div></div>	111.0#	1869	2180	3079
		T Base	30 x 72"	BD256F/2	<div><div></div><div></div><div></div></div>	<div><div></div><div></div><div></div></div>	<div><div></div><div></div><div></div></div>	<div><div></div><div></div><div></div></div>	<div><div></div><div></div><div></div></div>	<div><div></div><div></div><div></div></div>	<div><div></div><div></div><div></div></div>	111.0#	1982	2296	3192
BPUX	Fixed Cantilevered Leg, Rectangular Tables with PowerUp® <ul style="list-style-type: none">Available with one module (1) or two modules (2)	Cantilevered T Base	24 x 60"	BD25C/1	<div><div></div><div></div><div></div></div>	<div><div></div><div></div><div></div></div>	<div><div></div><div></div><div></div></div>	<div><div></div><div></div><div></div></div>	<div><div></div><div></div><div></div></div>	<div><div></div><div></div><div></div></div>	78.0#	\$ 1645	\$ 1918	\$ 2596	
		Cantilevered T Base	24 x 60"	BD25C/2	<div><div></div><div></div><div></div></div>	<div><div></div><div></div><div></div></div>	<div><div></div><div></div><div></div></div>	<div><div></div><div></div><div></div></div>	<div><div></div><div></div><div></div></div>	<div><div></div><div></div><div></div></div>	78.0#	1763	2036	2714	
		Cantilevered T Base	24 x 72"	BD26C/1	<div><div></div><div></div><div></div></div>	<div><div></div><div></div><div></div></div>	<div><div></div><div></div><div></div></div>	<div><div></div><div></div><div></div></div>	<div><div></div><div></div><div></div></div>	<div><div></div><div></div><div></div></div>	93.0#	1738	2025	2720	
		Cantilevered T Base	24 x 72"	BD26C/2	<div><div></div><div></div><div></div></div>	<div><div></div><div></div><div></div></div>	<div><div></div><div></div><div></div></div>	<div><div></div><div></div><div></div></div>	<div><div></div><div></div><div></div></div>	<div><div></div><div></div><div></div></div>	93.0#	1858	2144	2836	
<div></div> BPUXQ	Fixed Leg, Quick Release Modesty Panel, Rectangular Tables w/PowerUp® <ul style="list-style-type: none">Available with one module (1) or two modules (2)	T Base	24 x 60"	BD25FQ/1	<div><div></div><div></div><div></div></div>	<div><div></div><div></div><div></div></div>	<div><div></div><div></div><div></div></div>	<div><div></div><div></div><div></div></div>	<div><div></div><div></div><div></div></div>	<div><div></div><div></div><div></div></div>	92.0#	\$ 2063	\$ 2419	N/A	
		T Base	24 x 60"	BD25FQ/2	<div><div></div><div></div><div></div></div>	<div><div></div><div></div><div></div></div>	<div><div></div><div></div><div></div></div>	<div><div></div><div></div><div></div></div>	<div><div></div><div></div><div></div></div>	<div><div></div><div></div><div></div></div>	92.0#	2181	2536	N/A	
		T Base	24 x 72"	BD26FQ/1	<div><div></div><div></div><div></div></div>	<div><div></div><div></div><div></div></div>	<div><div></div><div></div><div></div></div>	<div><div></div><div></div><div></div></div>	<div><div></div><div></div><div></div></div>	<div><div></div><div></div><div></div></div>	110.0#	2245	2637	N/A	
		T Base	24 x 72"	BD26FQ/2	<div><div></div><div></div><div></div></div>	<div><div></div><div></div><div></div></div>	<div><div></div><div></div><div></div></div>	<div><div></div><div></div><div></div></div>	<div><div></div><div></div><div></div></div>	<div><div></div><div></div><div></div></div>	110.0#	2358	2755	N/A	
		T Base	30 x 60"	BD255FQ/1	<div><div></div><div></div><div></div></div>	<div><div></div><div></div><div></div></div>	<div><div></div><div></div><div></div></div>	<div><div></div><div></div><div></div></div>	<div><div></div><div></div><div></div></div>	<div><div></div><div></div><div></div></div>	96.0#	2184	2565	N/A	
		T Base	30 x 60"	BD255FQ/2	<div><div></div><div></div><div></div></div>	<div><div></div><div></div><div></div></div>	<div><div></div><div></div><div></div></div>	<div><div></div><div></div><div></div></div>	<div><div></div><div></div><div></div></div>	<div><div></div><div></div><div></div></div>	113.0#	2302	2680	N/A	
		T Base	30 x 72"	BD256FQ/1	<div><div></div><div></div><div></div></div>	<div><div></div><div></div><div></div></div>	<div><div></div><div></div><div></div></div>	<div><div></div><div></div><div></div></div>	<div><div></div><div></div><div></div></div>	<div><div></div><div></div><div></div></div>	131.0#	2372	2781	N/A	
		T Base	30 x 72"	BD256FQ/2	<div><div></div><div></div><div></div></div>	<div><div></div><div></div><div></div></div>	<div><div></div><div></div><div></div></div>	<div><div></div><div></div><div></div></div>	<div><div></div><div></div><div></div></div>	<div><div></div><div></div><div></div></div>	131.0#	2488	2897	N/A	
BPUXQ	Fixed Cantilevered Leg, QR Modesty Panel, Rect Tables w/PowerUp® <ul style="list-style-type: none">Available with one module (1) or two modules (2)	Cantilevered T Base	24 x 60"	BD25CQ/1	<div><div></div><div></div><div></div></div>	<div><div></div><div></div><div></div></div>	<div><div></div><div></div><div></div></div>	<div><div></div><div></div><div></div></div>	<div><div></div><div></div><div></div></div>	<div><div></div><div></div><div></div></div>	92.0#	\$ 2063	\$ 2419	N/A	
		Cantilevered T Base	24 x 60"	BD25CQ/2	<div><div></div><div></div><div></div></div>	<div><div></div><div></div><div></div></div>	<div><div></div><div></div><div></div></div>	<div><div></div><div></div><div></div></div>	<div><div></div><div></div><div></div></div>	<div><div></div><div></div><div></div></div>	92.0#	2181	2536	N/A	
		Cantilevered T Base	24 x 72"	BD26CQ/1	<div><div></div><div></div><div></div></div>	<div><div></div><div></div><div></div></div>	<div><div></div><div></div><div></div></div>	<div><div></div><div></div><div></div></div>	<div><div></div><div></div><div></div></div>	<div><div></div><div></div><div></div></div>	110.0#	2245	2637	N/A	
		Cantilevered T Base	24 x 72"	BD26CQ/2	<div><div></div><div></div><div></div></div>	<div><div></div><div></div><div></div></div>	<div><div></div><div></div><div></div></div>	<div><div></div><div></div><div></div></div>	<div><div></div><div></div><div></div></div>	<div><div></div><div></div><div></div></div>	110.0#	2358	2755	N/A	
				A	B	C	D	E	F	G					

HOW TO ORDER

Indicate the following information on order form:

- Quantity of each item.
- Model number, including options. See “How To Build a Model Number”.
- Any special service required.

Note:

- The ☐ indicates that a choice is required.
- The absence of the ☐ indicates that no choice is required.
- Alpha-numeric characters in place of ☐ indicate that no other alternatives are available.

HOW TO BUILD A MODEL NUMBER

ASelect basic model.

BSelect edge style.

54B

- 1-1/4" Vinyl bullnose

74P

- 74P edge

15W

- 1-3/4" Wood bullnose

CSelect edge color.

Refer to the **Product Color Options** page in this price list.

Edge color offerings are based on edge style selections.

DSelect surface finish.

Refer to the **Product Color Options** page in this price list.

Surface finish offerings are based on edge style selections.

ESelect base finish.

Refer to the **Product Color Options** page in this price list.

FSelect Cord Length (feet).

15

- 15' cord length

9

- 9' cord length

GSelect module color.

Refer to the **Product Color Options** page in this price list.

FINISH INFORMATION

Additional Laminate Offering
Additional laminates beyond KI standard offering, are available with two weeks extended leadtime. To specify additional laminates, use these designators followed by the supplier's color/pattern code:

Formica - LF/supplier's color pattern code
Nevamar - LN/supplier's color pattern code
Wilsonart - LW/supplier's color pattern code

KI's standard laminate finish is the supplier's recommended finish for that color/pattern. Note: Nonstandard laminates from these suppliers (example: textured laminates) require a Product Modification Request. Contact customer service for details.

Color Match
KI offers the additional option of color matching paint, polypropylene, or wood stain through Product Modification Requests. Contact customer service for details.

OPTIONS

Base Options
Casters:
Black only. Add a “/C” to end of model number for casters. Casters are factory installed, not field installable. Casters are all locking. Upcharge is list \$73 per table.

Rolling Barron® Base:
Only available on single “T”. Wheels are black only. Housing matches base finish. Add a “/R” to end of model for rolling base. Factory installed. For field installable, see accessory sections. Upcharge is list \$106 per table.

OPTIONS

Table Heights Other Than 29”
Table heights other than 29” are available. Add the table height in inches to the end of the model number string. Example: to specify 27-1/4” from the top of the table to the floor add “/27.25” to the end of the model number. The maximum height is 42”.

SPECIAL SERVICES

Special Carton Marking
With specially marked information N/C

Shipping
Ships **knocked down, FOB Green Bay, WI 54302, freight prepaid.** Freight class 85.

Specifications and prices are subject to change without prior notice.

			MODEL NUMBER										
			Basic Model	Edge Style	Edge Color	Surface Finish	Base Finish	Grom-met Option	Grommet Color				
Features A x B										Approx. Packaged Weight	1-1/4" Vinyl Bullnose (54B)	74P Edge (74P)	1-3/4" Wood Bullnose (15W)
 BFLD Square Tables, TT Base	38" TT Base	60 x 60"	BS5ST	<input type="checkbox"/> <input type="checkbox"/> <input type="checkbox"/>	<input type="checkbox"/> <input type="checkbox"/> <input type="checkbox"/>	<input type="checkbox"/> <input type="checkbox"/> <input type="checkbox"/>	<input type="checkbox"/> <input type="checkbox"/>			195.0#	\$ 3097	\$ 3719	\$ 5085
 BFLD Round Tables, TT Base	32" TT Base, Short Fold	60" Diameter	BR5ST	<input type="checkbox"/> <input type="checkbox"/> <input type="checkbox"/>	<input type="checkbox"/> <input type="checkbox"/> <input type="checkbox"/>	<input type="checkbox"/> <input type="checkbox"/> <input type="checkbox"/>	<input type="checkbox"/> <input type="checkbox"/>			177.0#	\$ 2835	\$ 3706	\$ 5155
 BFLD Rectangular Tables, T Base	T Base	18 x 60"	B155ST	<input type="checkbox"/> <input type="checkbox"/> <input type="checkbox"/>	<input type="checkbox"/> <input type="checkbox"/> <input type="checkbox"/>	<input type="checkbox"/> <input type="checkbox"/> <input type="checkbox"/>	<input type="checkbox"/> <input type="checkbox"/>			72.0#	\$ 1959	\$ 2350	\$ 2974
	T Base	18 x 72"	B156ST	<input type="checkbox"/> <input type="checkbox"/> <input type="checkbox"/>	<input type="checkbox"/> <input type="checkbox"/> <input type="checkbox"/>	<input type="checkbox"/> <input type="checkbox"/> <input type="checkbox"/>	<input type="checkbox"/> <input type="checkbox"/>	<input type="checkbox"/> <input type="checkbox"/>	<input type="checkbox"/> <input type="checkbox"/> <input type="checkbox"/>	78.0#	2007	2406	3049
	T Base	18 x 84"	B157ST	<input type="checkbox"/> <input type="checkbox"/> <input type="checkbox"/>	<input type="checkbox"/> <input type="checkbox"/> <input type="checkbox"/>	<input type="checkbox"/> <input type="checkbox"/> <input type="checkbox"/>	<input type="checkbox"/> <input type="checkbox"/>	<input type="checkbox"/> <input type="checkbox"/>	<input type="checkbox"/> <input type="checkbox"/> <input type="checkbox"/>	86.0#	2091	2503	3183
	T Base	18 x 96"	B158ST	<input type="checkbox"/> <input type="checkbox"/> <input type="checkbox"/>	<input type="checkbox"/> <input type="checkbox"/> <input type="checkbox"/>	<input type="checkbox"/> <input type="checkbox"/> <input type="checkbox"/>	<input type="checkbox"/> <input type="checkbox"/>	<input type="checkbox"/> <input type="checkbox"/>	<input type="checkbox"/> <input type="checkbox"/> <input type="checkbox"/>	92.0#	2106	2530	3198
	T Base, Short Fold	24 x 48"	B24ST	<input type="checkbox"/> <input type="checkbox"/> <input type="checkbox"/>	<input type="checkbox"/> <input type="checkbox"/> <input type="checkbox"/>	<input type="checkbox"/> <input type="checkbox"/> <input type="checkbox"/>	<input type="checkbox"/> <input type="checkbox"/>	<input type="checkbox"/> <input type="checkbox"/>	<input type="checkbox"/> <input type="checkbox"/> <input type="checkbox"/>	71.0#	1912	2326	2876
	T Base	24 x 60"	B25ST	<input type="checkbox"/> <input type="checkbox"/> <input type="checkbox"/>	<input type="checkbox"/> <input type="checkbox"/> <input type="checkbox"/>	<input type="checkbox"/> <input type="checkbox"/> <input type="checkbox"/>	<input type="checkbox"/> <input type="checkbox"/>			85.0#	2045	2453	3001
	T Base	24 x 72"	B26ST	<input type="checkbox"/> <input type="checkbox"/> <input type="checkbox"/>	<input type="checkbox"/> <input type="checkbox"/> <input type="checkbox"/>	<input type="checkbox"/> <input type="checkbox"/> <input type="checkbox"/>	<input type="checkbox"/> <input type="checkbox"/>	<input type="checkbox"/> <input type="checkbox"/>	<input type="checkbox"/> <input type="checkbox"/> <input type="checkbox"/>	95.0#	2135	2559	3132
	T Base	24 x 84"	B27ST	<input type="checkbox"/> <input type="checkbox"/> <input type="checkbox"/>	<input type="checkbox"/> <input type="checkbox"/> <input type="checkbox"/>	<input type="checkbox"/> <input type="checkbox"/> <input type="checkbox"/>	<input type="checkbox"/> <input type="checkbox"/>	<input type="checkbox"/> <input type="checkbox"/>	<input type="checkbox"/> <input type="checkbox"/> <input type="checkbox"/>	105.0#	2259	2714	3492
	T Base	24 x 96"	B28ST	<input type="checkbox"/> <input type="checkbox"/> <input type="checkbox"/>	<input type="checkbox"/> <input type="checkbox"/> <input type="checkbox"/>	<input type="checkbox"/> <input type="checkbox"/> <input type="checkbox"/>	<input type="checkbox"/> <input type="checkbox"/>	<input type="checkbox"/> <input type="checkbox"/>	<input type="checkbox"/> <input type="checkbox"/> <input type="checkbox"/>	115.0#	2276	2726	3506
	T Base, Short Fold	30 x 48"	B254ST	<input type="checkbox"/> <input type="checkbox"/> <input type="checkbox"/>	<input type="checkbox"/> <input type="checkbox"/> <input type="checkbox"/>	<input type="checkbox"/> <input type="checkbox"/> <input type="checkbox"/>	<input type="checkbox"/> <input type="checkbox"/>	<input type="checkbox"/> <input type="checkbox"/>	<input type="checkbox"/> <input type="checkbox"/> <input type="checkbox"/>	82.0#	2039	2463	3265
	T Base	30 x 60"	B255ST	<input type="checkbox"/> <input type="checkbox"/> <input type="checkbox"/>	<input type="checkbox"/> <input type="checkbox"/> <input type="checkbox"/>	<input type="checkbox"/> <input type="checkbox"/> <input type="checkbox"/>	<input type="checkbox"/> <input type="checkbox"/>	<input type="checkbox"/> <input type="checkbox"/>	<input type="checkbox"/> <input type="checkbox"/> <input type="checkbox"/>	100.0#	2171	2609	3384
	T Base	30 x 72"	B256ST	<input type="checkbox"/> <input type="checkbox"/> <input type="checkbox"/>	<input type="checkbox"/> <input type="checkbox"/> <input type="checkbox"/>	<input type="checkbox"/> <input type="checkbox"/> <input type="checkbox"/>	<input type="checkbox"/> <input type="checkbox"/>	<input type="checkbox"/> <input type="checkbox"/>	<input type="checkbox"/> <input type="checkbox"/> <input type="checkbox"/>	112.0#	2267	2719	3476
	T Base	30 x 84"	B257ST	<input type="checkbox"/> <input type="checkbox"/> <input type="checkbox"/>	<input type="checkbox"/> <input type="checkbox"/> <input type="checkbox"/>	<input type="checkbox"/> <input type="checkbox"/> <input type="checkbox"/>	<input type="checkbox"/> <input type="checkbox"/>	<input type="checkbox"/> <input type="checkbox"/>	<input type="checkbox"/> <input type="checkbox"/> <input type="checkbox"/>	120.0#	2384	2865	3662
	T Base	30 x 96"	B258ST	<input type="checkbox"/> <input type="checkbox"/> <input type="checkbox"/>	<input type="checkbox"/> <input type="checkbox"/> <input type="checkbox"/>	<input type="checkbox"/> <input type="checkbox"/> <input type="checkbox"/>	<input type="checkbox"/> <input type="checkbox"/>	<input type="checkbox"/> <input type="checkbox"/>	<input type="checkbox"/> <input type="checkbox"/> <input type="checkbox"/>	130.0#	2410	2893	3680
	T Base	36 x 60"	B35ST	<input type="checkbox"/> <input type="checkbox"/> <input type="checkbox"/>	<input type="checkbox"/> <input type="checkbox"/> <input type="checkbox"/>	<input type="checkbox"/> <input type="checkbox"/> <input type="checkbox"/>	<input type="checkbox"/> <input type="checkbox"/>	<input type="checkbox"/> <input type="checkbox"/>	<input type="checkbox"/> <input type="checkbox"/> <input type="checkbox"/>	108.0#	2269	2721	3445
	T Base	36 x 72"	B36ST	<input type="checkbox"/> <input type="checkbox"/> <input type="checkbox"/>	<input type="checkbox"/> <input type="checkbox"/> <input type="checkbox"/>	<input type="checkbox"/> <input type="checkbox"/> <input type="checkbox"/>	<input type="checkbox"/> <input type="checkbox"/>	<input type="checkbox"/> <input type="checkbox"/>	<input type="checkbox"/> <input type="checkbox"/> <input type="checkbox"/>	125.0#	2336	2807	3557
	T Base	36 x 84"	B37ST	<input type="checkbox"/> <input type="checkbox"/> <input type="checkbox"/>	<input type="checkbox"/> <input type="checkbox"/> <input type="checkbox"/>	<input type="checkbox"/> <input type="checkbox"/> <input type="checkbox"/>	<input type="checkbox"/> <input type="checkbox"/>	<input type="checkbox"/> <input type="checkbox"/>	<input type="checkbox"/> <input type="checkbox"/> <input type="checkbox"/>	133.0#	2481	2974	3669
	T Base	36 x 96"	B38ST	<input type="checkbox"/> <input type="checkbox"/> <input type="checkbox"/>	<input type="checkbox"/> <input type="checkbox"/> <input type="checkbox"/>	<input type="checkbox"/> <input type="checkbox"/> <input type="checkbox"/>	<input type="checkbox"/> <input type="checkbox"/>	<input type="checkbox"/> <input type="checkbox"/>	<input type="checkbox"/> <input type="checkbox"/> <input type="checkbox"/>	145.0#	2498	2999	3774
			A	B	C	D	E	F	G				

HOW TO ORDER

- Indicate the following information on order form:
- Quantity of each item.
 - Model number, including options. See "How To Build a Model Number".
 - Any special service required.

Note:

- The ☐ indicates that a choice is required.
- The absence of the ☐ indicates that no choice is required.
- Alpha-numeric characters in place of ☐ indicate that no other alternatives are available.

HOW TO BUILD A MODEL NUMBER

- A**Select basic model.
- B**Select edge style.

54B

- 1-1/4" Vinyl bullnose

74P

- 74P edge

15W

- 1-3/4" Wood bullnose
- C**Select edge color.

Refer to the **Product Color Options** page in this price list.

Edge color offerings are based on edge style selections.
- D**Select surface finish.

Refer to the **Product Color Options** page in this price list.

Surface finish offerings are based on edge style selections.
- E**Select base finish.

Refer to the **Product Color Options** page in this price list.
- F**Select grommet.

YG

- Grommets; add \$27

NG

- No grommets
- G**Select grommet color.

Refer to the **Product Color Options** page in this price list.

FINISH INFORMATION

Additional Laminate Offering
Additional laminates beyond KI standard offering, are available with two weeks extended leadtime. To specify additional laminates, use these designators followed by the supplier's color/pattern code:

Formica - LF/supplier's color pattern code
Nevamar - LN/supplier's color pattern code
Wilsonart - LW/supplier's color pattern code

KI's standard laminate finish is the supplier's recommended finish for that color/pattern. Note: Nonstandard laminates from these suppliers (example: textured laminates) require a Product Modification Request. Contact customer service for details.

Color Match
KI offers the additional option of color matching paint, polypropylene, or wood stain through Product Modification Requests. Contact customer service for details.

OPTIONS

Base Options
Casters:
Black only. Add a "/C" to end of model number for casters. Casters are factory installed, not field installable. Casters are all locking. Upcharge is list \$73 per table.

Rolling Barron® Base:
Only available on single "T". Wheels are black only. Housing matches base finish. Add a "/R" to end of model for rolling base. Factory installed. For field installable, see accessory sections. Upcharge is list \$106 per table.


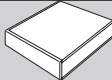
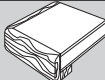



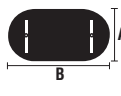

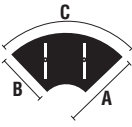

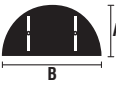
SPECIAL SERVICES

Special Carton Marking

With specially marked information N/C

Shipping
Ships **knocked down, FOB Green Bay, WI 54302, freight prepaid.** Freight class 85.

Specifications and prices are subject to change without prior notice.

			MODEL NUMBER											
			Basic Model	Edge Style	Edge Color	Surface Finish	Base Finish	Grom-met Option	Grommet Color					
			Features	A x B x C							Approx. Packaged Weight	 1-1/4" Vinyl Bullnose (54B)	 74P Edge (74P)	 1-3/4" Wood Bullnose (15W)
 BFLD Rectangular Tables, TT Bases		32" TT Base	42 x 72"	B356ST	<input type="checkbox"/> <input type="checkbox"/> <input type="checkbox"/>	<input type="checkbox"/> <input type="checkbox"/> <input type="checkbox"/>	<input type="checkbox"/> <input type="checkbox"/> <input type="checkbox"/>	<input type="checkbox"/> <input type="checkbox"/>	<input type="checkbox"/> <input type="checkbox"/> <input type="checkbox"/>	132.0#	\$ 3187	\$ 3821	\$ 4506	
		32" TT Base	42 x 84"	B357ST	<input type="checkbox"/> <input type="checkbox"/> <input type="checkbox"/>	<input type="checkbox"/> <input type="checkbox"/> <input type="checkbox"/>	<input type="checkbox"/> <input type="checkbox"/> <input type="checkbox"/>	<input type="checkbox"/> <input type="checkbox"/>	<input type="checkbox"/> <input type="checkbox"/> <input type="checkbox"/>	150.0#	3240	3889	4777	
		32" TT Base	42 x 96"	B358ST	<input type="checkbox"/> <input type="checkbox"/> <input type="checkbox"/>	<input type="checkbox"/> <input type="checkbox"/> <input type="checkbox"/>	<input type="checkbox"/> <input type="checkbox"/> <input type="checkbox"/>	<input type="checkbox"/> <input type="checkbox"/>	<input type="checkbox"/> <input type="checkbox"/> <input type="checkbox"/>	170.0#	3298	3958	4887	
		38" TT Base	48 x 72"	B46ST	<input type="checkbox"/> <input type="checkbox"/> <input type="checkbox"/>	<input type="checkbox"/> <input type="checkbox"/> <input type="checkbox"/>	<input type="checkbox"/> <input type="checkbox"/> <input type="checkbox"/>	<input type="checkbox"/> <input type="checkbox"/>	<input type="checkbox"/> <input type="checkbox"/> <input type="checkbox"/>	147.0#	3337	4005	4717	
		38" TT Base	48 x 84"	B47ST	<input type="checkbox"/> <input type="checkbox"/> <input type="checkbox"/>	<input type="checkbox"/> <input type="checkbox"/> <input type="checkbox"/>	<input type="checkbox"/> <input type="checkbox"/> <input type="checkbox"/>	<input type="checkbox"/> <input type="checkbox"/>	<input type="checkbox"/> <input type="checkbox"/> <input type="checkbox"/>	165.0#	3391	4069	4965	
		38" TT Base	48 x 96"	B48ST	<input type="checkbox"/> <input type="checkbox"/> <input type="checkbox"/>	<input type="checkbox"/> <input type="checkbox"/> <input type="checkbox"/>	<input type="checkbox"/> <input type="checkbox"/> <input type="checkbox"/>	<input type="checkbox"/> <input type="checkbox"/>	<input type="checkbox"/> <input type="checkbox"/> <input type="checkbox"/>	185.0#	3460	4146	5076	
		38" TT Base	48 x 108"	B49ST	<input type="checkbox"/> <input type="checkbox"/> <input type="checkbox"/>	<input type="checkbox"/> <input type="checkbox"/> <input type="checkbox"/>	<input type="checkbox"/> <input type="checkbox"/> <input type="checkbox"/>	<input type="checkbox"/> <input type="checkbox"/>		250.0#	4067	4876	5630	
 BFLD Racetrack Tables (Oval), TT Base		32" TT Base	36 x 72"	B036ST	<input type="checkbox"/> <input type="checkbox"/> <input type="checkbox"/>	<input type="checkbox"/> <input type="checkbox"/> <input type="checkbox"/>	<input type="checkbox"/> <input type="checkbox"/> <input type="checkbox"/>	<input type="checkbox"/> <input type="checkbox"/>		120.0#	\$ 2587	\$ 3102	\$ 3980	
		38" TT Base	48 x 96"	B048ST	<input type="checkbox"/> <input type="checkbox"/> <input type="checkbox"/>	<input type="checkbox"/> <input type="checkbox"/> <input type="checkbox"/>	<input type="checkbox"/> <input type="checkbox"/> <input type="checkbox"/>	<input type="checkbox"/> <input type="checkbox"/>		190.0#	3686	4423	5595	
 BFLD Crescent Tables, T Base		T Base, Short Fold	48 x 24 x 75-1/2"	BC24ST	<input type="checkbox"/> <input type="checkbox"/> <input type="checkbox"/>	<input type="checkbox"/> <input type="checkbox"/> <input type="checkbox"/>	<input type="checkbox"/> <input type="checkbox"/> <input type="checkbox"/>	<input type="checkbox"/> <input type="checkbox"/>		96.0#	\$ 1443	\$ 2240	\$ 2993	
		T Base, Short Fold	60 x 24 x 94"	BC25ST	<input type="checkbox"/> <input type="checkbox"/> <input type="checkbox"/>	<input type="checkbox"/> <input type="checkbox"/> <input type="checkbox"/>	<input type="checkbox"/> <input type="checkbox"/> <input type="checkbox"/>	<input type="checkbox"/> <input type="checkbox"/>		111.0#	2112	3084	3834	
		T Base, Short Fold	48 x 30 x 75-1/2"	BC254ST	<input type="checkbox"/> <input type="checkbox"/> <input type="checkbox"/>	<input type="checkbox"/> <input type="checkbox"/> <input type="checkbox"/>	<input type="checkbox"/> <input type="checkbox"/> <input type="checkbox"/>	<input type="checkbox"/> <input type="checkbox"/>		109.0#	1459	2249	3001	
		T Base	60 x 30 x 94"	BC255ST	<input type="checkbox"/> <input type="checkbox"/> <input type="checkbox"/>	<input type="checkbox"/> <input type="checkbox"/> <input type="checkbox"/>	<input type="checkbox"/> <input type="checkbox"/> <input type="checkbox"/>	<input type="checkbox"/> <input type="checkbox"/>		127.0#	2112	3092	3847	
		T Base	60 x 36 x 94"	BC35ST	<input type="checkbox"/> <input type="checkbox"/> <input type="checkbox"/>	<input type="checkbox"/> <input type="checkbox"/> <input type="checkbox"/>	<input type="checkbox"/> <input type="checkbox"/> <input type="checkbox"/>	<input type="checkbox"/> <input type="checkbox"/>		146.0#	2138	3120	3871	
		T Base	72 x 36 x 113"	BC36ST	<input type="checkbox"/> <input type="checkbox"/> <input type="checkbox"/>	<input type="checkbox"/> <input type="checkbox"/> <input type="checkbox"/>	<input type="checkbox"/> <input type="checkbox"/> <input type="checkbox"/>	<input type="checkbox"/> <input type="checkbox"/>		171.0#	2263	4928	5679	
 BFLD Half Round Tables, T Base		T Base, Short Fold	30 x 60"	BH255ST	<input type="checkbox"/> <input type="checkbox"/> <input type="checkbox"/>	<input type="checkbox"/> <input type="checkbox"/> <input type="checkbox"/>	<input type="checkbox"/> <input type="checkbox"/> <input type="checkbox"/>	<input type="checkbox"/> <input type="checkbox"/>		74.0#	\$ 2075	\$ 2891	\$ 4024	
		T Base, Short Fold	36 x 72"	BH36ST	<input type="checkbox"/> <input type="checkbox"/> <input type="checkbox"/>	<input type="checkbox"/> <input type="checkbox"/> <input type="checkbox"/>	<input type="checkbox"/> <input type="checkbox"/> <input type="checkbox"/>	<input type="checkbox"/> <input type="checkbox"/>		101.0#	2384	3204	4778	
					A	B	C	D	E	F	G			

HOW TO ORDER

Indicate the following information on order form:

- Quantity of each item.
- Model number, including options. See "How To Build a Model Number".
- Any special service required.

Note:

- The ☐ indicates that a choice is required.
- The absence of the ☐ indicates that no choice is required.
- Alpha-numeric characters in place of ☐ indicate that no other alternatives are available.

HOW TO BUILD A MODEL NUMBER

ASelect basic model.

BSelect edge style.

54B

74P

15W

- 1-1/4" Vinyl bullnose

- 74P edge

- 1-3/4" Wood bullnose

CSelect edge color.

Refer to the **Product Color Options** page in this price list.

Edge color offerings are based on edge style selections.

DSelect surface finish.

Refer to the **Product Color Options** page in this price list.

Surface finish offerings are based on edge style selections.

ESelect base finish.

Refer to the **Product Color Options** page in this price list.

FSelect grommet.

YG

NG

- Grommets; add \$27

- No grommets

GSelect grommet color.

Refer to the **Product Color Options** page in this price list.

FINISH INFORMATION

Additional Laminate Offering
Additional laminates beyond KI standard offering, are available with two weeks extended leadtime. To specify additional laminates, use these designators followed by the supplier's color/pattern code:

Formica - LF/supplier's color pattern code
Nevamar - LN/supplier's color pattern code
Wilsonart - LW/supplier's color pattern code

KI's standard laminate finish is the supplier's recommended finish for that color/pattern. Note: Nonstandard laminates from these suppliers (example: textured laminates) require a Product Modification Request. Contact customer service for details.

Color Match
KI offers the additional option of color matching paint, polypropylene, or wood stain through Product Modification Requests. Contact customer service for details.

OPTIONS

Base Options
Casters:
Black only. Add a "/C" to end of model number for casters. Casters are factory installed, not field installable. Casters are all locking. Upcharge is list \$73 per table.


Rolling Barron® Base:
Only available on single "T". Wheels are black only. Housing matches base finish. Add a "/R" to end of model for rolling base. Factory installed. For field installable, see accessory sections. Upcharge is list \$106 per table.

SPECIAL SERVICES

Special Carton Marking
With specially marked information N/C

Shipping
Ships **knocked down, FOB Green Bay, WI 54302, freight prepaid.** Freight class 85.

Specifications and prices are subject to change without prior notice.

			MODEL NUMBER										
			Basic Model	Edge Style	Edge Color	Surface Finish	Base Finish	Grom-met Option	Grommet Color				
MODEL	Features	A x B											
 BFLDM	Rectangular Tables, Folding Leg, Modesty Panel, T Base <ul style="list-style-type: none">Modesty panels available with standard folding mechanism (M) or quick release mechanism (Q)Modesty panel only available in black bullnose edge	T Base	18 x 60"	B155ST/M	<input type="checkbox"/> <input type="checkbox"/> <input type="checkbox"/>	<input type="checkbox"/> <input type="checkbox"/> <input type="checkbox"/>	<input type="checkbox"/> <input type="checkbox"/> <input type="checkbox"/>	<input type="checkbox"/>			84.0#	\$ 2355	\$ 2824
		T Base	18 x 72"	B156ST/M	<input type="checkbox"/> <input type="checkbox"/> <input type="checkbox"/>	<input type="checkbox"/> <input type="checkbox"/> <input type="checkbox"/>	<input type="checkbox"/> <input type="checkbox"/> <input type="checkbox"/>	<input type="checkbox"/>	<input type="checkbox"/>	<input type="checkbox"/> <input type="checkbox"/> <input type="checkbox"/>	91.0#	2492	2993
		T Base	18 x 84"	B157ST/M	<input type="checkbox"/> <input type="checkbox"/> <input type="checkbox"/>	<input type="checkbox"/> <input type="checkbox"/> <input type="checkbox"/>	<input type="checkbox"/> <input type="checkbox"/> <input type="checkbox"/>	<input type="checkbox"/>	<input type="checkbox"/>	<input type="checkbox"/> <input type="checkbox"/> <input type="checkbox"/>	102.0#	2667	3202
		T Base	18 x 96"	B158ST/M	<input type="checkbox"/> <input type="checkbox"/> <input type="checkbox"/>	<input type="checkbox"/> <input type="checkbox"/> <input type="checkbox"/>	<input type="checkbox"/> <input type="checkbox"/> <input type="checkbox"/>	<input type="checkbox"/>	<input type="checkbox"/>	<input type="checkbox"/> <input type="checkbox"/> <input type="checkbox"/>	111.0#	2776	3335
		T Base	24 x 60"	B25ST/M	<input type="checkbox"/> <input type="checkbox"/> <input type="checkbox"/>	<input type="checkbox"/> <input type="checkbox"/> <input type="checkbox"/>	<input type="checkbox"/> <input type="checkbox"/> <input type="checkbox"/>	<input type="checkbox"/>			99.0#	2441	2928
		T Base	24 x 60"	B25ST/Q	<input type="checkbox"/> <input type="checkbox"/> <input type="checkbox"/>	<input type="checkbox"/> <input type="checkbox"/> <input type="checkbox"/>	<input type="checkbox"/> <input type="checkbox"/> <input type="checkbox"/>	<input type="checkbox"/>			99.0#	2441	2928
		T Base	24 x 72"	B26ST/M	<input type="checkbox"/> <input type="checkbox"/> <input type="checkbox"/>	<input type="checkbox"/> <input type="checkbox"/> <input type="checkbox"/>	<input type="checkbox"/> <input type="checkbox"/> <input type="checkbox"/>	<input type="checkbox"/>	<input type="checkbox"/>	<input type="checkbox"/> <input type="checkbox"/> <input type="checkbox"/>	112.0#	2619	3141
		T Base	24 x 72"	B26ST/Q	<input type="checkbox"/> <input type="checkbox"/> <input type="checkbox"/>	<input type="checkbox"/> <input type="checkbox"/> <input type="checkbox"/>	<input type="checkbox"/> <input type="checkbox"/> <input type="checkbox"/>	<input type="checkbox"/>	<input type="checkbox"/>	<input type="checkbox"/> <input type="checkbox"/> <input type="checkbox"/>	112.0#	2619	3141
		T Base	24 x 84"	B27ST/M	<input type="checkbox"/> <input type="checkbox"/> <input type="checkbox"/>	<input type="checkbox"/> <input type="checkbox"/> <input type="checkbox"/>	<input type="checkbox"/> <input type="checkbox"/> <input type="checkbox"/>	<input type="checkbox"/>	<input type="checkbox"/>	<input type="checkbox"/> <input type="checkbox"/> <input type="checkbox"/>	125.0#	2828	3398
		T Base	24 x 84"	B27ST/Q	<input type="checkbox"/> <input type="checkbox"/> <input type="checkbox"/>	<input type="checkbox"/> <input type="checkbox"/> <input type="checkbox"/>	<input type="checkbox"/> <input type="checkbox"/> <input type="checkbox"/>	<input type="checkbox"/>	<input type="checkbox"/>	<input type="checkbox"/> <input type="checkbox"/> <input type="checkbox"/>	125.0#	2828	3398
		T Base	24 x 96"	B28ST/M	<input type="checkbox"/> <input type="checkbox"/> <input type="checkbox"/>	<input type="checkbox"/> <input type="checkbox"/> <input type="checkbox"/>	<input type="checkbox"/> <input type="checkbox"/> <input type="checkbox"/>	<input type="checkbox"/>	<input type="checkbox"/>	<input type="checkbox"/> <input type="checkbox"/> <input type="checkbox"/>	138.0#	2944	3531
		T Base	24 x 96"	B28ST/Q	<input type="checkbox"/> <input type="checkbox"/> <input type="checkbox"/>	<input type="checkbox"/> <input type="checkbox"/> <input type="checkbox"/>	<input type="checkbox"/> <input type="checkbox"/> <input type="checkbox"/>	<input type="checkbox"/>	<input type="checkbox"/>	<input type="checkbox"/> <input type="checkbox"/> <input type="checkbox"/>	138.0#	2944	3531
		T Base	30 x 60"	B255ST/M	<input type="checkbox"/> <input type="checkbox"/> <input type="checkbox"/>	<input type="checkbox"/> <input type="checkbox"/> <input type="checkbox"/>	<input type="checkbox"/> <input type="checkbox"/> <input type="checkbox"/>	<input type="checkbox"/>	<input type="checkbox"/>	<input type="checkbox"/> <input type="checkbox"/> <input type="checkbox"/>	137.0#	2561	3080
		T Base	30 x 60"	B255ST/Q	<input type="checkbox"/> <input type="checkbox"/> <input type="checkbox"/>	<input type="checkbox"/> <input type="checkbox"/> <input type="checkbox"/>	<input type="checkbox"/> <input type="checkbox"/> <input type="checkbox"/>	<input type="checkbox"/>	<input type="checkbox"/>	<input type="checkbox"/> <input type="checkbox"/> <input type="checkbox"/>	137.0#	2561	3080
		T Base	30 x 72"	B256ST/M	<input type="checkbox"/> <input type="checkbox"/> <input type="checkbox"/>	<input type="checkbox"/> <input type="checkbox"/> <input type="checkbox"/>	<input type="checkbox"/> <input type="checkbox"/> <input type="checkbox"/>	<input type="checkbox"/>	<input type="checkbox"/>	<input type="checkbox"/> <input type="checkbox"/> <input type="checkbox"/>	140.0#	2756	3300
		T Base	30 x 72"	B256ST/Q	<input type="checkbox"/> <input type="checkbox"/> <input type="checkbox"/>	<input type="checkbox"/> <input type="checkbox"/> <input type="checkbox"/>	<input type="checkbox"/> <input type="checkbox"/> <input type="checkbox"/>	<input type="checkbox"/>	<input type="checkbox"/>	<input type="checkbox"/> <input type="checkbox"/> <input type="checkbox"/>	140.0#	2756	3300
		T Base	30 x 84"	B257ST/M	<input type="checkbox"/> <input type="checkbox"/> <input type="checkbox"/>	<input type="checkbox"/> <input type="checkbox"/> <input type="checkbox"/>	<input type="checkbox"/> <input type="checkbox"/> <input type="checkbox"/>	<input type="checkbox"/>	<input type="checkbox"/>	<input type="checkbox"/> <input type="checkbox"/> <input type="checkbox"/>	144.0#	2956	3544
		T Base	30 x 84"	B257ST/Q	<input type="checkbox"/> <input type="checkbox"/> <input type="checkbox"/>	<input type="checkbox"/> <input type="checkbox"/> <input type="checkbox"/>	<input type="checkbox"/> <input type="checkbox"/> <input type="checkbox"/>	<input type="checkbox"/>	<input type="checkbox"/>	<input type="checkbox"/> <input type="checkbox"/> <input type="checkbox"/>	144.0#	2956	3544
		T Base	30 x 96"	B258ST/M	<input type="checkbox"/> <input type="checkbox"/> <input type="checkbox"/>	<input type="checkbox"/> <input type="checkbox"/> <input type="checkbox"/>	<input type="checkbox"/> <input type="checkbox"/> <input type="checkbox"/>	<input type="checkbox"/>	<input type="checkbox"/>	<input type="checkbox"/> <input type="checkbox"/> <input type="checkbox"/>	157.0#	3071	3686
		T Base	30 x 96"	B258ST/Q	<input type="checkbox"/> <input type="checkbox"/> <input type="checkbox"/>	<input type="checkbox"/> <input type="checkbox"/> <input type="checkbox"/>	<input type="checkbox"/> <input type="checkbox"/> <input type="checkbox"/>	<input type="checkbox"/>	<input type="checkbox"/>	<input type="checkbox"/> <input type="checkbox"/> <input type="checkbox"/>	157.0#	3071	3686
			A	B	C	D	E	F	G				

HOW TO ORDER

Indicate the following information on order form:

- Quantity of each item.
- Model number, including options. See "How To Build a Model Number".
- Any special service required.

Note:

- The ☐ indicates that a choice is required.
- The absence of the ☐ indicates that no choice is required.
- Alpha-numeric characters in place of ☐ indicate that no other alternatives are available.

HOW TO BUILD A MODEL NUMBER

ASelect basic model.

BSelect edge style.

54B

74P

- 1-1/4" Vinyl bullnose

- 74P edge

CSelect edge color.

Refer to the **Product Color Options** page in this price list.

Edge color offerings are based on edge style selections.

DSelect surface finish.

Refer to the **Product Color Options** page in this price list.

Surface finish offerings are based on edge style selections.

ESelect base finish.

Refer to the **Product Color Options** page in this price list.

FSelect grommet.

YG

NG

- Grommets; add \$27

- No grommets

GSelect grommet color.

Refer to the **Product Color Options** page in this price list.

FINISH INFORMATION

Additional Laminate Offering
Additional laminates beyond KI standard offering, are available with two weeks extended leadtime. To specify additional laminates, use these designators followed by the supplier's color/pattern code:

Formica - LF/supplier's color pattern code
Nevamar - LN/supplier's color pattern code
Wilsonart - LW/supplier's color pattern code

KI's standard laminate finish is the supplier's recommended finish for that color/pattern. Note: Nonstandard laminates from these suppliers (example: textured laminates) require a Product Modification Request. Contact customer service for details.

Color Match
KI offers the additional option of color matching paint, polypropylene, or wood stain through Product Modification Requests. Contact customer service for details.

OPTIONS

Base Options
Casters:
Black only. Add a "/C" to end of model number for casters. Casters are factory installed, not field installable. Casters are all locking. Upcharge is list \$73 per table.

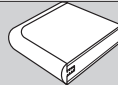
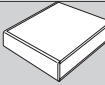
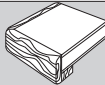
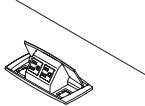
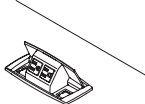
Rolling Barron® Base:
Only available on single "T". Wheels are black only. Housing matches base finish. Add a "/R" to end of model for rolling base. Factory installed. For field installable, see accessory sections. Upcharge is list \$106 per table.

SPECIAL SERVICES

Special Carton Marking
With specially marked information N/C

Shipping
Ships **knocked down, FOB Green Bay, WI 54302, freight prepaid.** Freight class 85.

Specifications and prices are subject to change without prior notice.

			MODEL NUMBER										
			Basic Model	Edge Style	Edge Color	Surface Finish	Base Finish	Cord (feet)	Module Color				
MODEL	Features	A x B								Approx. Packaged Weight	1-1/4" Vinyl Bullnose (54B)	74P Edge (74P)	1-3/4" Wood Bullnose (15W)
 BPUD	Folding Leg, Rectangular Tables with PowerUp® • Available with one module (1) or two modules (2)	T Base 24 x 60"	BD25ST/1	<input type="checkbox"/> <input type="checkbox"/> <input type="checkbox"/>	<input type="checkbox"/> <input type="checkbox"/> <input type="checkbox"/>	<input type="checkbox"/> <input type="checkbox"/> <input type="checkbox"/>	<input type="checkbox"/> <input type="checkbox"/>	<input type="checkbox"/> <input type="checkbox"/>	<input type="checkbox"/> <input type="checkbox"/> <input type="checkbox"/>	88.0#	\$ 2383	\$ 2796	\$ 3343
		T Base 24 x 60"	BD25ST/2	<input type="checkbox"/> <input type="checkbox"/> <input type="checkbox"/>	<input type="checkbox"/> <input type="checkbox"/> <input type="checkbox"/>	<input type="checkbox"/> <input type="checkbox"/> <input type="checkbox"/>	<input type="checkbox"/> <input type="checkbox"/>	<input type="checkbox"/> <input type="checkbox"/>	<input type="checkbox"/> <input type="checkbox"/> <input type="checkbox"/>	88.0#	2500	2914	3460
		T Base 24 x 72"	BD26ST/1	<input type="checkbox"/> <input type="checkbox"/> <input type="checkbox"/>	<input type="checkbox"/> <input type="checkbox"/> <input type="checkbox"/>	<input type="checkbox"/> <input type="checkbox"/> <input type="checkbox"/>	<input type="checkbox"/> <input type="checkbox"/>	<input type="checkbox"/> <input type="checkbox"/>	<input type="checkbox"/> <input type="checkbox"/> <input type="checkbox"/>	98.0#	2476	2902	3468
		T Base 24 x 72"	BD26ST/2	<input type="checkbox"/> <input type="checkbox"/> <input type="checkbox"/>	<input type="checkbox"/> <input type="checkbox"/> <input type="checkbox"/>	<input type="checkbox"/> <input type="checkbox"/> <input type="checkbox"/>	<input type="checkbox"/> <input type="checkbox"/>	<input type="checkbox"/> <input type="checkbox"/>	<input type="checkbox"/> <input type="checkbox"/> <input type="checkbox"/>	98.0#	2588	3019	3585
		T Base 30 x 60"	BD255ST/1	<input type="checkbox"/> <input type="checkbox"/> <input type="checkbox"/>	<input type="checkbox"/> <input type="checkbox"/> <input type="checkbox"/>	<input type="checkbox"/> <input type="checkbox"/> <input type="checkbox"/>	<input type="checkbox"/> <input type="checkbox"/>	<input type="checkbox"/> <input type="checkbox"/>	<input type="checkbox"/> <input type="checkbox"/> <input type="checkbox"/>	103.0#	2504	2947	3724
		T Base 30 x 60"	BD255ST/2	<input type="checkbox"/> <input type="checkbox"/> <input type="checkbox"/>	<input type="checkbox"/> <input type="checkbox"/> <input type="checkbox"/>	<input type="checkbox"/> <input type="checkbox"/> <input type="checkbox"/>	<input type="checkbox"/> <input type="checkbox"/>	<input type="checkbox"/> <input type="checkbox"/>	<input type="checkbox"/> <input type="checkbox"/> <input type="checkbox"/>	103.0#	2622	3062	3836
		T Base 30 x 72"	BD256ST/1	<input type="checkbox"/> <input type="checkbox"/> <input type="checkbox"/>	<input type="checkbox"/> <input type="checkbox"/> <input type="checkbox"/>	<input type="checkbox"/> <input type="checkbox"/> <input type="checkbox"/>	<input type="checkbox"/> <input type="checkbox"/>	<input type="checkbox"/> <input type="checkbox"/>	<input type="checkbox"/> <input type="checkbox"/> <input type="checkbox"/>	131.0#	2610	3058	3819
		T Base 30 x 72"	BD256ST/2	<input type="checkbox"/> <input type="checkbox"/> <input type="checkbox"/>	<input type="checkbox"/> <input type="checkbox"/> <input type="checkbox"/>	<input type="checkbox"/> <input type="checkbox"/> <input type="checkbox"/>	<input type="checkbox"/> <input type="checkbox"/>	<input type="checkbox"/> <input type="checkbox"/>	<input type="checkbox"/> <input type="checkbox"/> <input type="checkbox"/>	115.0#	2721	3173	3932
 BPUDQ	Folding Leg, Quick Release Modesty Panel, Rectangular Tables w/PowerUp® • Available with one module (1) or two modules (2)	T Base 24 x 60"	BD25STQ/1	<input type="checkbox"/> <input type="checkbox"/> <input type="checkbox"/>	<input type="checkbox"/> <input type="checkbox"/> <input type="checkbox"/>	<input type="checkbox"/> <input type="checkbox"/> <input type="checkbox"/>	<input type="checkbox"/> <input type="checkbox"/>	<input type="checkbox"/> <input type="checkbox"/>	<input type="checkbox"/> <input type="checkbox"/> <input type="checkbox"/>	102.0#	\$ 2779	\$ 3266	N/A
		T Base 24 x 60"	BD25STQ/2	<input type="checkbox"/> <input type="checkbox"/> <input type="checkbox"/>	<input type="checkbox"/> <input type="checkbox"/> <input type="checkbox"/>	<input type="checkbox"/> <input type="checkbox"/> <input type="checkbox"/>	<input type="checkbox"/> <input type="checkbox"/>	<input type="checkbox"/> <input type="checkbox"/>	<input type="checkbox"/> <input type="checkbox"/> <input type="checkbox"/>	102.0#	2896	3385	N/A
		T Base 24 x 72"	BD26STQ/1	<input type="checkbox"/> <input type="checkbox"/> <input type="checkbox"/>	<input type="checkbox"/> <input type="checkbox"/> <input type="checkbox"/>	<input type="checkbox"/> <input type="checkbox"/> <input type="checkbox"/>	<input type="checkbox"/> <input type="checkbox"/>	<input type="checkbox"/> <input type="checkbox"/>	<input type="checkbox"/> <input type="checkbox"/> <input type="checkbox"/>	115.0#	2958	3484	N/A
		T Base 24 x 72"	BD26STQ/2	<input type="checkbox"/> <input type="checkbox"/> <input type="checkbox"/>	<input type="checkbox"/> <input type="checkbox"/> <input type="checkbox"/>	<input type="checkbox"/> <input type="checkbox"/> <input type="checkbox"/>	<input type="checkbox"/> <input type="checkbox"/>	<input type="checkbox"/> <input type="checkbox"/>	<input type="checkbox"/> <input type="checkbox"/> <input type="checkbox"/>	115.0#	3074	3598	N/A
		T Base 30 x 60"	BD255STQ/1	<input type="checkbox"/> <input type="checkbox"/> <input type="checkbox"/>	<input type="checkbox"/> <input type="checkbox"/> <input type="checkbox"/>	<input type="checkbox"/> <input type="checkbox"/> <input type="checkbox"/>	<input type="checkbox"/> <input type="checkbox"/>	<input type="checkbox"/> <input type="checkbox"/>	<input type="checkbox"/> <input type="checkbox"/> <input type="checkbox"/>	140.0#	2904	3416	N/A
		T Base 30 x 60"	BD255STQ/2	<input type="checkbox"/> <input type="checkbox"/> <input type="checkbox"/>	<input type="checkbox"/> <input type="checkbox"/> <input type="checkbox"/>	<input type="checkbox"/> <input type="checkbox"/> <input type="checkbox"/>	<input type="checkbox"/> <input type="checkbox"/>	<input type="checkbox"/> <input type="checkbox"/>	<input type="checkbox"/> <input type="checkbox"/> <input type="checkbox"/>	140.0#	3020	3534	N/A
		T Base 30 x 72"	BD256STQ/1	<input type="checkbox"/> <input type="checkbox"/> <input type="checkbox"/>	<input type="checkbox"/> <input type="checkbox"/> <input type="checkbox"/>	<input type="checkbox"/> <input type="checkbox"/> <input type="checkbox"/>	<input type="checkbox"/> <input type="checkbox"/>	<input type="checkbox"/> <input type="checkbox"/>	<input type="checkbox"/> <input type="checkbox"/> <input type="checkbox"/>	143.0#	3092	3641	N/A
		T Base 30 x 72"	BD256STQ/2	<input type="checkbox"/> <input type="checkbox"/> <input type="checkbox"/>	<input type="checkbox"/> <input type="checkbox"/> <input type="checkbox"/>	<input type="checkbox"/> <input type="checkbox"/> <input type="checkbox"/>	<input type="checkbox"/> <input type="checkbox"/>	<input type="checkbox"/> <input type="checkbox"/>	<input type="checkbox"/> <input type="checkbox"/> <input type="checkbox"/>	143.0#	3206	3755	N/A
			A	B	C	D	E	F	G				

HOW TO ORDER

Indicate the following information on order form:

- Quantity of each item.
- Model number, including options. See "How To Build a Model Number".
- Any special service required.

Note:

- The ☐ indicates that a choice is required.
- The absence of the ☐ indicates that no choice is required.
- Alpha-numeric characters in place of ☐ indicate that no other alternatives are available.

HOW TO BUILD A MODEL NUMBER

ASelect basic model.

BSelect edge style.

54B

- 1-1/4" Vinyl bullnose

74P

- 74P edge

15W

- 1-3/4" Wood bullnose

CSelect edge color.

Refer to the **Product Color Options** page in this price list.

Edge color offerings are based on edge style selections.

DSelect surface finish.

Refer to the **Product Color Options** page in this price list.

Surface finish offerings are based on edge style selections.

ESelect base finish.

Refer to the **Product Color Options** page in this price list.

FSelect Cord Length (feet).

15

- 15' cord length

9

- 9' cord length

GSelect module color.

Refer to the **Product Color Options** page in this price list.

FINISH INFORMATION

Additional Laminate Offering
Additional laminates beyond KI standard offering, are available with two weeks extended leadtime. To specify additional laminates, use these designators followed by the supplier's color/pattern code:

Formica - LF/supplier's color pattern code
Nevamar - LN/supplier's color pattern code
Wilsonart - LW/supplier's color pattern code

KI's standard laminate finish is the supplier's recommended finish for that color/pattern. Note: Nonstandard laminates from these suppliers (example: textured laminates) require a Product Modification Request. Contact customer service for details.

Color Match
KI offers the additional option of color matching paint, polypropylene, or wood stain through Product Modification Requests. Contact customer service for details.

OPTIONS

Base Options
Casters:
Black only. Add a "/C" to end of model number for casters. Casters are factory installed, not field installable. Casters are all locking. Upcharge is list \$73 per table.

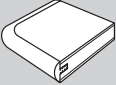
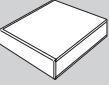
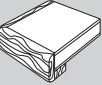



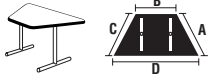
Rolling Barron® Base:
Only available on single "T". Wheels are black only. Housing matches base finish. Add a "/R" to end of model for rolling base. Factory installed. For field installable, see accessory sections. Upcharge is list \$106 per table.

SPECIAL SERVICES

Special Carton Marking
With specially marked information N/C

Shipping
Ships **knocked down, FOB Green Bay, WI 54302, freight prepaid.** Freight class 85.

Specifications and prices are subject to change without prior notice.

MODEL				MODEL NUMBER					Approx. Packaged Weight	 1-1/4" Vinyl Bullnose (54B)	 74P Edge (74P)	 1-3/4" Wood Bullnose (15W)
				Basic Model	Edge Style	Edge Color	Surface Finish	Base Finish				
 BFLP	Square Tables, X Base	X Base	30 x 30"	BS25FT	<input type="checkbox"/> <input type="checkbox"/> <input type="checkbox"/>	<input type="checkbox"/> <input type="checkbox"/> <input type="checkbox"/>	<input type="checkbox"/> <input type="checkbox"/> <input type="checkbox"/>	<input type="checkbox"/> <input type="checkbox"/>	50.0#	\$ 1349	\$ 1618	\$ 2380
		X Base	36 x 36"	BS3FT	<input type="checkbox"/> <input type="checkbox"/> <input type="checkbox"/>	<input type="checkbox"/> <input type="checkbox"/> <input type="checkbox"/>	<input type="checkbox"/> <input type="checkbox"/> <input type="checkbox"/>	<input type="checkbox"/> <input type="checkbox"/>	65.0#	1476	1773	2520
 BFLP	Round Tables, X and LX Bases	X Base	30" Diameter	BR25FT	<input type="checkbox"/> <input type="checkbox"/> <input type="checkbox"/>	<input type="checkbox"/> <input type="checkbox"/> <input type="checkbox"/>	<input type="checkbox"/> <input type="checkbox"/> <input type="checkbox"/>	<input type="checkbox"/> <input type="checkbox"/>	42.0#	\$ 1433	\$ 1722	\$ 2906
		X Base	36" Diameter	BR3FT	<input type="checkbox"/> <input type="checkbox"/> <input type="checkbox"/>	<input type="checkbox"/> <input type="checkbox"/> <input type="checkbox"/>	<input type="checkbox"/> <input type="checkbox"/> <input type="checkbox"/>	<input type="checkbox"/> <input type="checkbox"/>	55.0#	1557	1872	2991
		LX Base	42" Diameter	BR35FT	<input type="checkbox"/> <input type="checkbox"/> <input type="checkbox"/>	<input type="checkbox"/> <input type="checkbox"/> <input type="checkbox"/>	<input type="checkbox"/> <input type="checkbox"/> <input type="checkbox"/>	<input type="checkbox"/> <input type="checkbox"/>	69.0#	1940	2332	3734
 BFLP	Rectangular Tables, T Base	T Base	24 x 48"	B24FT	<input type="checkbox"/> <input type="checkbox"/> <input type="checkbox"/>	<input type="checkbox"/> <input type="checkbox"/> <input type="checkbox"/>	<input type="checkbox"/> <input type="checkbox"/> <input type="checkbox"/>	<input type="checkbox"/> <input type="checkbox"/>	67.0#	\$ 1825	\$ 2190	\$ 2822
		T Base	24 x 60"	B25FT	<input type="checkbox"/> <input type="checkbox"/> <input type="checkbox"/>	<input type="checkbox"/> <input type="checkbox"/> <input type="checkbox"/>	<input type="checkbox"/> <input type="checkbox"/> <input type="checkbox"/>	<input type="checkbox"/> <input type="checkbox"/>	77.0#	1940	2332	2893
		T Base	24 x 72"	B26FT	<input type="checkbox"/> <input type="checkbox"/> <input type="checkbox"/>	<input type="checkbox"/> <input type="checkbox"/> <input type="checkbox"/>	<input type="checkbox"/> <input type="checkbox"/> <input type="checkbox"/>	<input type="checkbox"/> <input type="checkbox"/>	88.0#	2027	2440	3019
		T Base	30 x 48"	B254FT	<input type="checkbox"/> <input type="checkbox"/> <input type="checkbox"/>	<input type="checkbox"/> <input type="checkbox"/> <input type="checkbox"/>	<input type="checkbox"/> <input type="checkbox"/> <input type="checkbox"/>	<input type="checkbox"/> <input type="checkbox"/>	78.0#	1913	2294	2978
		T Base	30 x 60"	B255FT	<input type="checkbox"/> <input type="checkbox"/> <input type="checkbox"/>	<input type="checkbox"/> <input type="checkbox"/> <input type="checkbox"/>	<input type="checkbox"/> <input type="checkbox"/> <input type="checkbox"/>	<input type="checkbox"/> <input type="checkbox"/>	97.0#	2124	2548	3298
		T Base	30 x 72"	B256FT	<input type="checkbox"/> <input type="checkbox"/> <input type="checkbox"/>	<input type="checkbox"/> <input type="checkbox"/> <input type="checkbox"/>	<input type="checkbox"/> <input type="checkbox"/> <input type="checkbox"/>	<input type="checkbox"/> <input type="checkbox"/>	110.0#	2204	2650	3376
		T Base	36 x 48"	B34FT	<input type="checkbox"/> <input type="checkbox"/> <input type="checkbox"/>	<input type="checkbox"/> <input type="checkbox"/> <input type="checkbox"/>	<input type="checkbox"/> <input type="checkbox"/> <input type="checkbox"/>	<input type="checkbox"/> <input type="checkbox"/>	89.0#	1944	2335	3254
		T Base	36 x 60"	B35FT	<input type="checkbox"/> <input type="checkbox"/> <input type="checkbox"/>	<input type="checkbox"/> <input type="checkbox"/> <input type="checkbox"/>	<input type="checkbox"/> <input type="checkbox"/> <input type="checkbox"/>	<input type="checkbox"/> <input type="checkbox"/>	105.0#	2165	2596	3335
		T Base	36 x 72"	B36FT	<input type="checkbox"/> <input type="checkbox"/> <input type="checkbox"/>	<input type="checkbox"/> <input type="checkbox"/> <input type="checkbox"/>	<input type="checkbox"/> <input type="checkbox"/> <input type="checkbox"/>	<input type="checkbox"/> <input type="checkbox"/>	121.0#	2240	2684	3439
		T Base	36 x 72"	B036FT	<input type="checkbox"/> <input type="checkbox"/> <input type="checkbox"/>	<input type="checkbox"/> <input type="checkbox"/> <input type="checkbox"/>	<input type="checkbox"/> <input type="checkbox"/> <input type="checkbox"/>	<input type="checkbox"/> <input type="checkbox"/>	121.0#	\$ 2483	\$ 2981	\$ 3870
 BFLP	Trapezoid Tables, T Base	T Base	30 x 30 x 30 x 60" • 30x30x30x60 = 26"D • 36x36x36x72 = 31"D	BT35FT	<input type="checkbox"/> <input type="checkbox"/> <input type="checkbox"/>	<input type="checkbox"/> <input type="checkbox"/> <input type="checkbox"/>	<input type="checkbox"/> <input type="checkbox"/> <input type="checkbox"/>	<input type="checkbox"/> <input type="checkbox"/>	73.0#	\$ 1904	\$ 2765	\$ 3468
		T Base	36 x 36 x 36 x 72"	BT36FT	<input type="checkbox"/> <input type="checkbox"/> <input type="checkbox"/>	<input type="checkbox"/> <input type="checkbox"/> <input type="checkbox"/>	<input type="checkbox"/> <input type="checkbox"/> <input type="checkbox"/>	<input type="checkbox"/> <input type="checkbox"/>	116.0#	2384	3331	4526

A **B** **C** **D** **E**

HOW TO ORDER

Indicate the following information on order form:

- Quantity of each item.
- Model number, including options. See "How To Build a Model Number".
- Any special service required.

Note:

- The ☐ indicates that a choice is required.
- The absence of the ☐ indicates that no choice is required.
- Alpha-numeric characters in place of ☐ indicate that no other alternatives are available.

HOW TO BUILD A MODEL NUMBER

- A**Select basic model.
- B**Select edge style.

54B

- 1-1/4" Vinyl bullnose

74P

- 74P edge

15W

- 1-3/4" Wood bullnose
- C**Select edge color.

Refer to the **Product Color Options** page in this price list.
Edge color offerings are based on edge style selections.
- D**Select surface finish.

Refer to the **Product Color Options** page in this price list.
Surface finish offerings are based on edge style selections.
- E**Select base finish.

Refer to the **Product Color Options** page in this price list.

FINISH INFORMATION

Additional Laminate Offering
Additional laminates beyond KI standard offering, are available with two weeks extended leadtime. To specify additional laminates, use these designators followed by the supplier's color/pattern code:

Formica - LF/supplier's color pattern code
Nevamar - LN/supplier's color pattern code
Wilsonart - LW/supplier's color pattern code

KI's standard laminate finish is the supplier's recommended finish for that color/pattern. Note: Nonstandard laminates from these suppliers (example: textured laminates) require a Product Modification Request. Contact customer service for details.

Color Match
KI offers the additional option of color matching paint, polypropylene, or wood stain through Product Modification Requests. Contact customer service for details.

OPTIONS

Base Options
Casters:
Black only. Add a "/C" to end of model number for casters. Casters are factory installed, not field installable. Casters are all locking. Upcharge is list \$73 per table.

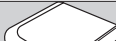



Rolling Barron® Base:
Only available on single "T". Wheels are black only. Housing matches base finish. Add a "/R" to end of model for rolling base. Factory installed. For field installable, see accessory sections. Upcharge is list \$106 per table.

SPECIAL SERVICES

Special Carton Marking
With specially marked information N/C

Shipping
Ships **knocked down, FOB Green Bay, WI 54302, freight prepaid.** Freight class 85.

Specifications and prices are subject to change without prior notice.

			MODEL NUMBER									
			Basic Model	Edge Style	Edge Color	Surface Finish	Base Finish					
MODEL			Features	A x B						Approx. Packaged Weight	 1-1/4" Vinyl Bullnose (54B)	 74P Edge (74P)
 BFLPM	 • Rectangular Tables, Flip Top, Modesty Panel, T Base • Modesty panels available with standard folding mechanism (M) or quick release mechanism (Q) • Modesty panel only available in black bullnose edge	T Base	24 x 60"	B25FT/M	<input type="checkbox"/> <input type="checkbox"/> <input type="checkbox"/>	<input type="checkbox"/> <input type="checkbox"/> <input type="checkbox"/>	<input type="checkbox"/> <input type="checkbox"/> <input type="checkbox"/>	<input type="checkbox"/> <input type="checkbox"/>	91.0#	\$ 2342	\$ 2811	
		T Base	24 x 60"	B25FT/Q	<input type="checkbox"/> <input type="checkbox"/> <input type="checkbox"/>	<input type="checkbox"/> <input type="checkbox"/> <input type="checkbox"/>	<input type="checkbox"/> <input type="checkbox"/> <input type="checkbox"/>	<input type="checkbox"/> <input type="checkbox"/>	91.0#	2342	2811	
		T Base	24 x 72"	B26FT/M	<input type="checkbox"/> <input type="checkbox"/> <input type="checkbox"/>	<input type="checkbox"/> <input type="checkbox"/> <input type="checkbox"/>	<input type="checkbox"/> <input type="checkbox"/> <input type="checkbox"/>	<input type="checkbox"/> <input type="checkbox"/>	105.0#	2528	3033	
		T Base	24 x 72"	B26FT/Q	<input type="checkbox"/> <input type="checkbox"/> <input type="checkbox"/>	<input type="checkbox"/> <input type="checkbox"/> <input type="checkbox"/>	<input type="checkbox"/> <input type="checkbox"/> <input type="checkbox"/>	<input type="checkbox"/> <input type="checkbox"/>	105.0#	2528	3033	
		T Base	30 x 60"	B255FT/M	<input type="checkbox"/> <input type="checkbox"/> <input type="checkbox"/>	<input type="checkbox"/> <input type="checkbox"/> <input type="checkbox"/>	<input type="checkbox"/> <input type="checkbox"/> <input type="checkbox"/>	<input type="checkbox"/> <input type="checkbox"/>	114.0#	2528	3033	
		T Base	30 x 60"	B255FT/Q	<input type="checkbox"/> <input type="checkbox"/> <input type="checkbox"/>	<input type="checkbox"/> <input type="checkbox"/> <input type="checkbox"/>	<input type="checkbox"/> <input type="checkbox"/> <input type="checkbox"/>	<input type="checkbox"/> <input type="checkbox"/>	114.0#	2528	3033	
		T Base	30 x 72"	B256FT/M	<input type="checkbox"/> <input type="checkbox"/> <input type="checkbox"/>	<input type="checkbox"/> <input type="checkbox"/> <input type="checkbox"/>	<input type="checkbox"/> <input type="checkbox"/> <input type="checkbox"/>	<input type="checkbox"/> <input type="checkbox"/>	130.0#	2693	3230	
		T Base	30 x 72"	B256FT/Q	<input type="checkbox"/> <input type="checkbox"/> <input type="checkbox"/>	<input type="checkbox"/> <input type="checkbox"/> <input type="checkbox"/>	<input type="checkbox"/> <input type="checkbox"/> <input type="checkbox"/>	<input type="checkbox"/> <input type="checkbox"/>	130.0#	2693	3230	
						A	B	C	D	E		

HOW TO ORDER

Indicate the following information on order form:

- Quantity of each item.
- Model number, including options. See "How To Build a Model Number".
- Any special service required.

Note:

- The ☐ indicates that a choice is required.
- The absence of the ☐ indicates that no choice is required.
- Alpha-numeric characters in place of ☐ indicate that no other alternatives are available.

HOW TO BUILD A MODEL NUMBER

- A** Select basic model.
- B** Select edge style.

54B

- 1-1/4" Vinyl bullnose

74P

- 74P edge
- C** Select edge color.

Refer to the **Product Color Options** page in this price list.
Edge color offerings are based on edge style selections.
- D** Select surface finish.

Refer to the **Product Color Options** page in this price list.
Surface finish offerings are based on edge style selections.
- E** Select base finish.

Refer to the **Product Color Options** page in this price list.

FINISH INFORMATION

Additional Laminate Offering
Additional laminates beyond KI standard offering, are available with two weeks extended leadtime. To specify additional laminates, use these designators followed by the supplier's color/pattern code:

Formica - LF/supplier's color pattern code
Nevamar - LN/supplier's color pattern code
Wilsonart - LW/supplier's color pattern code

KI's standard laminate finish is the supplier's recommended finish for that color/pattern. Note: Nonstandard laminates from these suppliers (example: textured laminates) require a Product Modification Request. Contact customer service for details.

Color Match
KI offers the additional option of color matching paint, polypropylene, or wood stain through Product Modification Requests. Contact customer service for details.

OPTIONS

Base Options
Casters:
Black only. Add a "/C" to end of model number for casters. Casters are factory installed, not field installable. Casters are all locking. Upcharge is list \$73 per table.


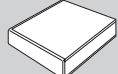

Rolling Barron® Base:
Only available on single "T". Wheels are black only. Housing matches base finish. Add a "/R" to end of model for rolling base. Factory installed. For field installable, see accessory sections. Upcharge is list \$106 per table.

SPECIAL SERVICES

Special Carton Marking
With specially marked information N/C

Shipping
Ships **knocked down, FOB Green Bay, WI 54302, freight prepaid.** Freight class 85.

Specifications and prices are subject to change without prior notice.

			MODEL NUMBER									
			Basic Model	Edge Style	Edge Color	Surface Finish	Base Finish					
MODEL			Features	A x B						Approx. Packaged Weight	 1-1/4" Vinyl Bullnose (54B)	 74P Edge (74P)
 BLFD	Rectangular Tables, T Base		T Base	18 x 60"	BL155ST	<input type="checkbox"/> <input type="checkbox"/> <input type="checkbox"/>	<input type="checkbox"/> <input type="checkbox"/> <input type="checkbox"/>	<input type="checkbox"/> <input type="checkbox"/> <input type="checkbox"/>	<input type="checkbox"/> <input type="checkbox"/>	48.0#	\$ 2072	\$ 2491
	T Base	18 x 72"	BL156ST	<input type="checkbox"/> <input type="checkbox"/> <input type="checkbox"/>	<input type="checkbox"/> <input type="checkbox"/> <input type="checkbox"/>	<input type="checkbox"/> <input type="checkbox"/> <input type="checkbox"/>	<input type="checkbox"/> <input type="checkbox"/>	53.0#	2123	2545		
	T Base	18 x 84"	BL157ST	<input type="checkbox"/> <input type="checkbox"/> <input type="checkbox"/>	<input type="checkbox"/> <input type="checkbox"/> <input type="checkbox"/>	<input type="checkbox"/> <input type="checkbox"/> <input type="checkbox"/>	<input type="checkbox"/> <input type="checkbox"/>	57.0#	2217	2657		
	T Base	24 x 60"	BL25ST	<input type="checkbox"/> <input type="checkbox"/> <input type="checkbox"/>	<input type="checkbox"/> <input type="checkbox"/> <input type="checkbox"/>	<input type="checkbox"/> <input type="checkbox"/> <input type="checkbox"/>	<input type="checkbox"/> <input type="checkbox"/>	55.0#	2165	2600		
	T Base	24 x 72"	BL26ST	<input type="checkbox"/> <input type="checkbox"/> <input type="checkbox"/>	<input type="checkbox"/> <input type="checkbox"/> <input type="checkbox"/>	<input type="checkbox"/> <input type="checkbox"/> <input type="checkbox"/>	<input type="checkbox"/> <input type="checkbox"/>	61.0#	2263	2715		
	T Base	24 x 84"	BL27ST	<input type="checkbox"/> <input type="checkbox"/> <input type="checkbox"/>	<input type="checkbox"/> <input type="checkbox"/> <input type="checkbox"/>	<input type="checkbox"/> <input type="checkbox"/> <input type="checkbox"/>	<input type="checkbox"/> <input type="checkbox"/>	66.0#	2399	2874		
	T Base	30 x 60"	BL255ST	<input type="checkbox"/> <input type="checkbox"/> <input type="checkbox"/>	<input type="checkbox"/> <input type="checkbox"/> <input type="checkbox"/>	<input type="checkbox"/> <input type="checkbox"/> <input type="checkbox"/>	<input type="checkbox"/> <input type="checkbox"/>	61.0#	2300	2762		
	T Base	30 x 72"	BL256ST	<input type="checkbox"/> <input type="checkbox"/> <input type="checkbox"/>	<input type="checkbox"/> <input type="checkbox"/> <input type="checkbox"/>	<input type="checkbox"/> <input type="checkbox"/> <input type="checkbox"/>	<input type="checkbox"/> <input type="checkbox"/>	67.0#	2406	2882		
	T Base	30 x 84"	BL257ST	<input type="checkbox"/> <input type="checkbox"/> <input type="checkbox"/>	<input type="checkbox"/> <input type="checkbox"/> <input type="checkbox"/>	<input type="checkbox"/> <input type="checkbox"/> <input type="checkbox"/>	<input type="checkbox"/> <input type="checkbox"/>	74.0#	2533	3036		
	T Base	36 x 60"	BL35ST	<input type="checkbox"/> <input type="checkbox"/> <input type="checkbox"/>	<input type="checkbox"/> <input type="checkbox"/> <input type="checkbox"/>	<input type="checkbox"/> <input type="checkbox"/> <input type="checkbox"/>	<input type="checkbox"/> <input type="checkbox"/>	66.0#	2408	2888		
	T Base	36 x 72"	BL36ST	<input type="checkbox"/> <input type="checkbox"/> <input type="checkbox"/>	<input type="checkbox"/> <input type="checkbox"/> <input type="checkbox"/>	<input type="checkbox"/> <input type="checkbox"/> <input type="checkbox"/>	<input type="checkbox"/> <input type="checkbox"/>	74.0#	2479	2972		
	T Base	36 x 84"	BL37ST	<input type="checkbox"/> <input type="checkbox"/> <input type="checkbox"/>	<input type="checkbox"/> <input type="checkbox"/> <input type="checkbox"/>	<input type="checkbox"/> <input type="checkbox"/> <input type="checkbox"/>	<input type="checkbox"/> <input type="checkbox"/>	82.0#	2631	3153		
				A	B	C	D	E				

HOW TO ORDER

Indicate the following information on order form:

- Quantity of each item.
- Model number, including options. See “How To Build a Model Number”.
- Any special service required.

Note:

- The ☐ indicates that a choice is required.
- The absence of the ☐ indicates that no choice is required.
- Alpha-numeric characters in place of ☐ indicate that no other alternatives are available.

HOW TO BUILD A MODEL NUMBER

- A**Select basic model.
- B**Select edge style.

54B

- 1-1/4" Vinyl bullnose

74P

- 74P edge
- C**Select edge color.

Refer to the **Product Color Options** page in this price list.

Edge color offerings are based on edge style selections.
- D**Select surface finish.

Refer to the **Product Color Options** page in this price list.

Surface finish offerings are based on edge style selections.
- E**Select base finish.

Refer to the **Product Color Options** page in this price list.

FINISH INFORMATION

Additional Laminate Offering
Additional laminates beyond KI standard offering, are available with two weeks extended leadtime. To specify additional laminates, use these designators followed by the supplier's color/pattern code:

Formica - LF/supplier's color pattern code
Nevamar - LN/supplier's color pattern code
Wilsonart - LW/supplier's color pattern code

KI's standard laminate finish is the supplier's recommended finish for that color/pattern. Note: Nonstandard laminates from these suppliers (example: textured laminates) require a Product Modification Request. Contact customer service for details.

Color Match
KI offers the additional option of color matching paint, polypropylene, or wood stain through Product Modification Requests. Contact customer service for details.

OPTIONS

Base Options
Casters:
Black only. Add a “/C” to end of model number for casters. Casters are factory installed, not field installable. Casters are all locking. Upcharge is list \$73 per table.

Rolling Barron® Base:
Only available on single “T”. Wheels are black only. Housing matches base finish. Add a “/R” to end of model for rolling base. Factory installed. For field installable, see accessory sections. Upcharge is list \$106 per table.

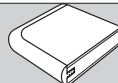
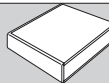
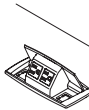

SPECIAL SERVICES

Special Carton Marking

With specially marked information N/C

Shipping
Ships **knocked down, FOB Green Bay, WI 54302, freight prepaid.** Freight class 85.

Specifications and prices are subject to change without prior notice.

			MODEL NUMBER							<div>Approx. Packaged Weight1-1/4" Vinyl Bullnose (54B)</div> <div>74P Edge (74P)</div>				
			Basic Model	Edge Style	Edge Color	Surface Finish	Base Finish	Cord (feet)	Module Color					
MODEL	Features	A x B												
<div></div> BPUL	Folding Leg, Lightweight, Rectangular Tables with PowerUp® <ul style="list-style-type: none">Available with one module (1) or two modules (2)	T Base 24 x 60"	BLD25ST/1	<div><div></div><div></div><div></div></div>	<div><div></div><div></div><div></div></div>	<div><div></div><div></div><div></div></div>	<div><div></div><div></div><div></div></div>	<div><div></div><div></div></div>	<div><div></div><div></div></div>	<div><div></div><div></div></div>	58.0#	\$ 2503	\$ 2945	
		T Base 24 x 60"	BLD25ST/2	<div><div></div><div></div><div></div></div>	<div><div></div><div></div><div></div></div>	<div><div></div><div></div><div></div></div>	<div><div></div><div></div></div>	<div><div></div><div></div></div>	<div><div></div><div></div></div>	<div><div></div><div></div></div>	<div><div></div><div></div></div>	58.0#	2619	3061
		T Base 24 x 72"	BLD26ST/1	<div><div></div><div></div><div></div></div>	<div><div></div><div></div><div></div></div>	<div><div></div><div></div><div></div></div>	<div><div></div><div></div></div>	<div><div></div><div></div></div>	<div><div></div><div></div></div>	<div><div></div><div></div></div>	<div><div></div><div></div></div>	64.0#	2602	3054
		T Base 24 x 72"	BLD26ST/2	<div><div></div><div></div><div></div></div>	<div><div></div><div></div><div></div></div>	<div><div></div><div></div><div></div></div>	<div><div></div><div></div></div>	<div><div></div><div></div></div>	<div><div></div><div></div></div>	<div><div></div><div></div></div>	<div><div></div><div></div></div>	64.0#	2718	3171
		T Base 30 x 60"	BLD255ST/1	<div><div></div><div></div><div></div></div>	<div><div></div><div></div><div></div></div>	<div><div></div><div></div><div></div></div>	<div><div></div><div></div></div>	<div><div></div><div></div></div>	<div><div></div><div></div></div>	<div><div></div><div></div></div>	<div><div></div><div></div></div>	64.0#	2642	3092
		T Base 30 x 60"	BLD255ST/2	<div><div></div><div></div><div></div></div>	<div><div></div><div></div><div></div></div>	<div><div></div><div></div><div></div></div>	<div><div></div><div></div></div>	<div><div></div><div></div></div>	<div><div></div><div></div></div>	<div><div></div><div></div></div>	<div><div></div><div></div></div>	64.0#	2759	3215
		T Base 30 x 72"	BLD256ST/1	<div><div></div><div></div><div></div></div>	<div><div></div><div></div><div></div></div>	<div><div></div><div></div><div></div></div>	<div><div></div><div></div></div>	<div><div></div><div></div></div>	<div><div></div><div></div></div>	<div><div></div><div></div></div>	<div><div></div><div></div></div>	70.0#	2741	3227
		T Base 30 x 72"	BLD256ST/2	<div><div></div><div></div><div></div></div>	<div><div></div><div></div><div></div></div>	<div><div></div><div></div><div></div></div>	<div><div></div><div></div></div>	<div><div></div><div></div></div>	<div><div></div><div></div></div>	<div><div></div><div></div></div>	<div><div></div><div></div></div>	70.0#	2857	3340
<div></div> BPULQ	Folding Leg, LW, Rectangular w/Quick Release Modesty Panel and PowerUp® <ul style="list-style-type: none">Available with one module (1) or two modules (2)	T Base 24 x 60"	BLD25STQ/1	<div><div></div><div></div><div></div></div>	<div><div></div><div></div><div></div></div>	<div><div></div><div></div><div></div></div>	<div><div></div><div></div></div>	<div><div></div><div></div></div>	<div><div></div><div></div></div>	<div><div></div><div></div></div>	72.0#	\$ 2904	\$ 3339	
		T Base 24 x 60"	BLD25STQ/2	<div><div></div><div></div><div></div></div>	<div><div></div><div></div><div></div></div>	<div><div></div><div></div><div></div></div>	<div><div></div><div></div></div>	<div><div></div><div></div></div>	<div><div></div><div></div></div>	<div><div></div><div></div></div>	<div><div></div><div></div></div>	72.0#	3020	3457
		T Base 24 x 72"	BLD26STQ/1	<div><div></div><div></div><div></div></div>	<div><div></div><div></div><div></div></div>	<div><div></div><div></div><div></div></div>	<div><div></div><div></div></div>	<div><div></div><div></div></div>	<div><div></div><div></div></div>	<div><div></div><div></div></div>	<div><div></div><div></div></div>	81.0#	3089	3539
		T Base 24 x 72"	BLD26STQ/2	<div><div></div><div></div><div></div></div>	<div><div></div><div></div><div></div></div>	<div><div></div><div></div><div></div></div>	<div><div></div><div></div></div>	<div><div></div><div></div></div>	<div><div></div><div></div></div>	<div><div></div><div></div></div>	<div><div></div><div></div></div>	81.0#	3204	3657
		T Base 30 x 60"	BLD255STQ/1	<div><div></div><div></div><div></div></div>	<div><div></div><div></div><div></div></div>	<div><div></div><div></div><div></div></div>	<div><div></div><div></div></div>	<div><div></div><div></div></div>	<div><div></div><div></div></div>	<div><div></div><div></div></div>	<div><div></div><div></div></div>	81.0#	3036	3495
		T Base 30 x 60"	BLD255STQ/2	<div><div></div><div></div><div></div></div>	<div><div></div><div></div><div></div></div>	<div><div></div><div></div><div></div></div>	<div><div></div><div></div></div>	<div><div></div><div></div></div>	<div><div></div><div></div></div>	<div><div></div><div></div></div>	<div><div></div><div></div></div>	81.0#	3153	3614
		T Base 30 x 72"	BLD256STQ/1	<div><div></div><div></div><div></div></div>	<div><div></div><div></div><div></div></div>	<div><div></div><div></div><div></div></div>	<div><div></div><div></div></div>	<div><div></div><div></div></div>	<div><div></div><div></div></div>	<div><div></div><div></div></div>	<div><div></div><div></div></div>	90.0#	3231	3706
		T Base 30 x 72"	BLD256STQ/2	<div><div></div><div></div><div></div></div>	<div><div></div><div></div><div></div></div>	<div><div></div><div></div><div></div></div>	<div><div></div><div></div></div>	<div><div></div><div></div></div>	<div><div></div><div></div></div>	<div><div></div><div></div></div>	<div><div></div><div></div></div>	90.0#	3344	3826
			A	B	C	D	E	F	G					

HOW TO ORDER

Indicate the following information on order form:

- Quantity of each item.
- Model number, including options. See “How To Build a Model Number”.
- Any special service required.

Note:

- The ☐ indicates that a choice is required.
- The absence of the ☐ indicates that no choice is required.
- Alpha-numeric characters in place of ☐ indicate that no other alternatives are available.

HOW TO BUILD A MODEL NUMBER

ASelect basic model.

BSelect edge style.

54B

- 1-1/4" Vinyl bullnose

74P

- 74P edge

CSelect edge color.

Refer to the **Product Color Options** page in this price list.

Edge color offerings are based on edge style selections.

DSelect surface finish.

Refer to the **Product Color Options** page in this price list.

Surface finish offerings are based on edge style selections.

ESelect base finish.

Refer to the **Product Color Options** page in this price list.

FSelect Cord Length (feet).

GSelect module color.

Refer to the **Product Color Options** page in this price list.

15

- 15' cord length

9

- 9' cord length

FINISH INFORMATION

Additional Laminate Offering

Additional laminates beyond KI standard offering, are available with two weeks extended leadtime. To specify additional laminates, use these designators followed by the supplier's color/pattern code:

Formica - LF/supplier's color pattern code
Nevamar - LN/supplier's color pattern code
Wilsonart - LW/supplier's color pattern code

KI's standard laminate finish is the supplier's recommended finish for that color/pattern. Note: Nonstandard laminates from these suppliers (example: textured laminates) require a Product Modification Request. Contact customer service for details.

Color Match

KI offers the additional option of color matching paint, polypropylene, or wood stain through Product Modification Requests. Contact customer service for details.

OPTIONS

Base Options

Casters:
Black only. Add a “/C” to end of model number for casters. Casters are factory installed, not field installable. Casters are all locking.
Upcharge is list \$73 per table.

Rolling Barron® Base:
Only available on single “T”. Wheels are black only. Housing matches base finish. Add a “/R” to end of model for rolling base. Factory installed. For field installable, see accessory sections.
Upcharge is list \$106 per table.

SPECIAL SERVICES

Special Carton Marking

With specially marked information N/C

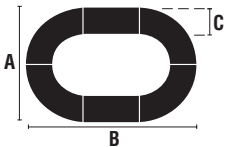
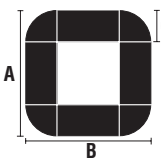
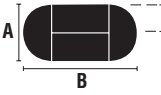
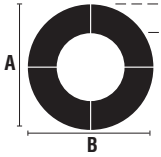
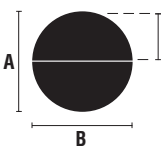
Shipping

Ships **knocked down, FOB Green Bay, WI 54302, freight prepaid.** Freight class 85.

Specifications and prices are subject to change without prior notice.

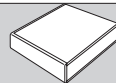
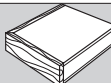
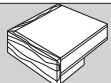







BARRON PLUS TYPICALS TABLE COMPONENTS

Shape	Model Number	Dimensions A x B x C	Table Components
Racetrack Typical 	BPRT24	96" x 144" x 24"	2 Rectangles 24" x 48"
			4 Cresents 48" x 24" x 75½"
	BPRT30	96" x 144" x 30"	2 Rectangles 30" x 48"
			4 Cresents 48" x 30" x 75½"
	BPRT36	120" x 180" x 36"	2 Rectangles 36" x 60"
			4 Cresents 60" x 36" x 94"
Quarter Circle Typical 	BPQC24	96" x 96" x 24"	4 Rectangles 24" x 48"
			4 Quarter Rounds 24" x 24"
	BPQC30	108" x 108" x 30"	4 Rectangles 30" x 48"
			4 Quarter Rounds 30" x 30"
Oval Typical 	BPQV24	48" x 96" x 24"	2 Rectangles 24" x 48"
			2 Half Rounds 24" x 48"
	BPQV30	60" x 120" x 30"	2 Rectangles 30" x 60"
			2 Half Rounds 30" x 60"
	BPQV36	72" x 144" x 36"	2 Rectangles 36" x 72"
			2 Half Rounds 36" x 72"
Open Circle Typical 	BPOC24	96" x 96" x 24"	4 Cresents 48" x 24" x 75½"
	BPOC30	120" x 120" x 30"	4 Cresents 60" x 30" x 94"
	BPOC36	144" x 144" x 36"	4 Cresents 72" x 36" x 113"
Circle Typical 	BPCT24	48" x 48" x 24"	2 Half Rounds 24" x 48"
	BPCT30	60" x 60" x 30"	2 Half Rounds 30" x 60"
	BPCT36	72" x 72" x 36"	2 Half Rounds 36" x 72"

BARRON PLUS TYPICALS TABLE COMPONENTS

Shape	Model Number	Dimensions A x B x C	Table Components
Open Hexagon Typical 	BPOH24	84" x 96" x 21"	6 Trapezoids 24" x 24" x 24" x 48"
	BPOH30	105" x 120" x 26¼"	6 Trapezoids 30" x 30" x 30" x 60"
	BPOH36	126" x 144" x 31½"	6 Trapezoids 36" x 36" x 36" x 72"
Hexagon Typical 	BPHT24	42" x 48" x 21"	2 Trapezoids 24" x 24" x 24" x 48"
	BPHT30	52½" x 60" x 26¼"	2 Trapezoids 30" x 30" x 30" x 60"
	BPHT36	63" x 72" x 31½"	2 Trapezoids 36" x 36" x 36" x 72"
Open Boat Shaped Typical 	BPOB24	72" x 111" x 24"	2 Rectangles 24" x 48"
			2 Trapezoids 36" x 36" x 36" x 72"
Boat Shaped Typical 	BPBT24	48" x 90" x 24"	2 Rectangles 24" x 48"
			2 Trapezoids 24" x 24" x 24" x 48"
	BPBT30	60" x 112½" x 30"	2 Rectangles 30" x 60"
			2 Trapezoids 30" x 30" x 30" x 60"
	BPBT36	72" x 135" x 36"	2 Rectangles 36" x 72"
			2 Trapezoids 36" x 36" x 36" x 72"

				MODEL NUMBER					Approx. Packaged Weight			
				Basic Model	Edge Style	Edge Color	Surface Finish	Base Finish				
MODEL	Features	A x B x C x D								74P Edge (74P)	3/8" Wood Band Edge (34S)	1-3/4" Wood Band Edge (36S)
 BPFX	Rectangular Tables, T Base-Fixed	T Base	24 x 48"	BP24F	<input type="checkbox"/> <input type="checkbox"/> <input type="checkbox"/>	<input type="checkbox"/> <input type="checkbox"/> <input type="checkbox"/>	<input type="checkbox"/> <input type="checkbox"/>	66.0#	\$ 1436	\$ 1489	\$ 1706	
		T Base	24 x 60"	BP25F	<input type="checkbox"/> <input type="checkbox"/> <input type="checkbox"/>	<input type="checkbox"/> <input type="checkbox"/> <input type="checkbox"/>	<input type="checkbox"/> <input type="checkbox"/>	76.0#	1618	1672	1894	
		T Base	30 x 48"	BP254F	<input type="checkbox"/> <input type="checkbox"/> <input type="checkbox"/>	<input type="checkbox"/> <input type="checkbox"/> <input type="checkbox"/>	<input type="checkbox"/> <input type="checkbox"/>	76.0#	1591	1640	1842	
		T Base	30 x 60"	BP255F	<input type="checkbox"/> <input type="checkbox"/> <input type="checkbox"/>	<input type="checkbox"/> <input type="checkbox"/> <input type="checkbox"/>	<input type="checkbox"/> <input type="checkbox"/>	89.0#	1775	1869	2098	
		T Base	36 x 60"	BP35F	<input type="checkbox"/> <input type="checkbox"/> <input type="checkbox"/>	<input type="checkbox"/> <input type="checkbox"/> <input type="checkbox"/>	<input type="checkbox"/> <input type="checkbox"/>	101.0#	1962	2076	2280	
		T Base	36 x 72"	BP36F	<input type="checkbox"/> <input type="checkbox"/> <input type="checkbox"/>	<input type="checkbox"/> <input type="checkbox"/> <input type="checkbox"/>	<input type="checkbox"/> <input type="checkbox"/>	117.0#	2161	2300	2579	
 BPFD	Rectangular Tables, T Base-Folding	T Base, Short Fold	24 x 48"	BP24ST	<input type="checkbox"/> <input type="checkbox"/> <input type="checkbox"/>	<input type="checkbox"/> <input type="checkbox"/> <input type="checkbox"/>	<input type="checkbox"/> <input type="checkbox"/>	74.0#	\$ 2330	\$ 2242	\$ 2283	
		T Base	24 x 60"	BP25ST	<input type="checkbox"/> <input type="checkbox"/> <input type="checkbox"/>	<input type="checkbox"/> <input type="checkbox"/> <input type="checkbox"/>	<input type="checkbox"/> <input type="checkbox"/>	86.0#	2458	2432	2528	
		T Base, Short Fold	30 x 48"	BP254ST	<input type="checkbox"/> <input type="checkbox"/> <input type="checkbox"/>	<input type="checkbox"/> <input type="checkbox"/> <input type="checkbox"/>	<input type="checkbox"/> <input type="checkbox"/>	84.0#	2485	2540	2615	
		T Base	30 x 60"	BP255ST	<input type="checkbox"/> <input type="checkbox"/> <input type="checkbox"/>	<input type="checkbox"/> <input type="checkbox"/> <input type="checkbox"/>	<input type="checkbox"/> <input type="checkbox"/>	99.0#	2615	2622	2723	
		T Base	36 x 60"	BP35ST	<input type="checkbox"/> <input type="checkbox"/> <input type="checkbox"/>	<input type="checkbox"/> <input type="checkbox"/> <input type="checkbox"/>	<input type="checkbox"/> <input type="checkbox"/>	111.0#	2798	2709	2906	
		T Base	36 x 72"	BP36ST	<input type="checkbox"/> <input type="checkbox"/> <input type="checkbox"/>	<input type="checkbox"/> <input type="checkbox"/> <input type="checkbox"/>	<input type="checkbox"/> <input type="checkbox"/>	126.0#	2998	2928	3206	
 BPFX	Trapezoid Tables, T Base-Fixed	T Base	24 x 24 x 24 x 48"	BPT24F	<input type="checkbox"/> <input type="checkbox"/> <input type="checkbox"/>	<input type="checkbox"/> <input type="checkbox"/> <input type="checkbox"/>	<input type="checkbox"/> <input type="checkbox"/>	52.0#	\$ 1632	\$ 1865	\$ 1910	
		T Base	30 x 30 x 30 x 60"	BPT255F	<input type="checkbox"/> <input type="checkbox"/> <input type="checkbox"/>	<input type="checkbox"/> <input type="checkbox"/> <input type="checkbox"/>	<input type="checkbox"/> <input type="checkbox"/>	67.0#	1973	2053	2324	
		T Base	36 x 36 x 36 x 72"	BPT36F	<input type="checkbox"/> <input type="checkbox"/> <input type="checkbox"/>	<input type="checkbox"/> <input type="checkbox"/> <input type="checkbox"/>	<input type="checkbox"/> <input type="checkbox"/>	84.0#	2411	2545	2865	
 BPFX	Crescent Tables, T Base-Fixed	T Base	48 x 24 x 75-1/2"	BPC24F	<input type="checkbox"/> <input type="checkbox"/> <input type="checkbox"/>	<input type="checkbox"/> <input type="checkbox"/> <input type="checkbox"/>	<input type="checkbox"/> <input type="checkbox"/>	73.0#	\$ 2356	\$ 2520	\$ 3129	
		T Base	60 x 24 x 94"	BPC25F	<input type="checkbox"/> <input type="checkbox"/> <input type="checkbox"/>	<input type="checkbox"/> <input type="checkbox"/> <input type="checkbox"/>	<input type="checkbox"/> <input type="checkbox"/>	89.0#	3069	3275	4457	
		T Base	48 x 30 x 75-1/2"	BPC254F	<input type="checkbox"/> <input type="checkbox"/> <input type="checkbox"/>	<input type="checkbox"/> <input type="checkbox"/> <input type="checkbox"/>	<input type="checkbox"/> <input type="checkbox"/>	80.0#	2280	2654	3153	
		T Base	60 x 30 x 94"	BPC255F	<input type="checkbox"/> <input type="checkbox"/> <input type="checkbox"/>	<input type="checkbox"/> <input type="checkbox"/> <input type="checkbox"/>	<input type="checkbox"/> <input type="checkbox"/>	100.0#	3227	3298	4662	
		T Base	60 x 36 x 94"	BPC35F	<input type="checkbox"/> <input type="checkbox"/> <input type="checkbox"/>	<input type="checkbox"/> <input type="checkbox"/> <input type="checkbox"/>	<input type="checkbox"/> <input type="checkbox"/>	108.0#	3254	3451	4520	
		T Base	72 x 36 x 113"	BPC36F	<input type="checkbox"/> <input type="checkbox"/> <input type="checkbox"/>	<input type="checkbox"/> <input type="checkbox"/> <input type="checkbox"/>	<input type="checkbox"/> <input type="checkbox"/>	132.0#	4844	5961	7677	
 BPFD	Crescent Tables, T Base-Folding	T Base, Short Fold	48 x 24 x 75-1/2"	BPC24ST	<input type="checkbox"/> <input type="checkbox"/> <input type="checkbox"/>	<input type="checkbox"/> <input type="checkbox"/> <input type="checkbox"/>	<input type="checkbox"/> <input type="checkbox"/>	81.0#	\$ 3254	\$ 3294	\$ 3922	
		T Base, Short Fold	60 x 24 x 94"	BPC25ST	<input type="checkbox"/> <input type="checkbox"/> <input type="checkbox"/>	<input type="checkbox"/> <input type="checkbox"/> <input type="checkbox"/>	<input type="checkbox"/> <input type="checkbox"/>	99.0#	4091	4101	5304	
		T Base, Short Fold	48 x 30 x 75-1/2"	BPC254ST	<input type="checkbox"/> <input type="checkbox"/> <input type="checkbox"/>	<input type="checkbox"/> <input type="checkbox"/> <input type="checkbox"/>	<input type="checkbox"/> <input type="checkbox"/>	88.0#	3262	3320	3795	
		T Base	60 x 30 x 94"	BPC255ST	<input type="checkbox"/> <input type="checkbox"/> <input type="checkbox"/>	<input type="checkbox"/> <input type="checkbox"/> <input type="checkbox"/>	<input type="checkbox"/> <input type="checkbox"/>	110.0#	3905	3920	5088	
		T Base	60 x 36 x 94"	BPC35ST	<input type="checkbox"/> <input type="checkbox"/> <input type="checkbox"/>	<input type="checkbox"/> <input type="checkbox"/> <input type="checkbox"/>	<input type="checkbox"/> <input type="checkbox"/>	118.0#	3936	4101	5120	
		T Base	72 x 36 x 113"	BPC36ST	<input type="checkbox"/> <input type="checkbox"/> <input type="checkbox"/>	<input type="checkbox"/> <input type="checkbox"/> <input type="checkbox"/>	<input type="checkbox"/> <input type="checkbox"/>	142.0#	5879	6829	7989	
			A	B	C	D	E					

HOW TO ORDER

Indicate the following information on order form:

- Quantity of each item.
- Model number, including options. See "How To Build a Model Number".
- Any special service required.

Note:

- The ☐ indicates that a choice is required.
- The absence of the ☐ indicates that no choice is required.
- Alpha-numeric characters in place of ☐ indicate that no other alternatives are available.

HOW TO BUILD A MODEL NUMBER

- A**Select basic model.
- B**Select edge style.

74P

- 74P edge

34S

- 3/8" Wood band edge

36S

- 1-3/4" Wood band edge
- C**Select edge color.

Refer to the **Product Color Options** page in this price list.

Edge color offerings are based on edge style selections.
- D**Select surface finish.

Refer to the **Product Color Options** page in this price list.

Surface finish offerings are based on edge style selections.
- E**Select base finish.

Refer to the **Product Color Options** page in this price list.

FINISH INFORMATION

Additional Laminate Offering
Additional laminates beyond KI standard offering, are available with two weeks extended leadtime. To specify additional laminates, use these designators followed by the supplier's color/pattern code:

Formica - LF/supplier's color pattern code
Nevamar - LN/supplier's color pattern code
Wilsonart - LW/supplier's color pattern code

KI's standard finish is the supplier's recommended finish for that color/pattern.
Note: Nonstandard laminates from these suppliers (example: textured laminates), require an up-charge and additional leadtime.
Contact KI.

Additional Stains
Specially stained edges beyond the KI standard offering (as shown under Edge Color column on Product Color Options page) are also available.
Contact KI.

OPTIONS

Base Options
Casters:
Black only. Add a "/C" to end of model number for casters. Casters are factory installed, not field installable. Casters are all locking.
Upcharge is list \$73 per table.

Rolling Barron® Base:
Only available on single "T". Wheels are black only. Housing matches base finish. Add a "/R" to end of model for rolling base. Factory installed. For field installable, see accessory sections.
Upcharge is list \$106 per table.

OPTIONS

Table Heights Other Than 29"
Table heights other than 29" are available. Add the table height in inches to the end of the model number string.
Example: to specify 27-1/4" from the top of the table to the floor add "/27.25" to the end of the model number. The maximum height is 42".

SPECIAL SERVICES

Special Carton Marking
With specially marked information N/C

Shipping
Ships **knocked down, FOB Green Bay, WI 54302, freight prepaid.** Freight class 85.

Specifications and prices are subject to change without prior notice.

			MODEL NUMBER					<div><div></div><div>74P Edge (74P)</div></div> <div><div></div><div>3/8" Wood Band Edge (34S)</div></div> <div><div></div><div>1-3/4" Wood Band Edge (36S)</div></div>			
			Basic Model	Edge Style	Edge Color	Surface Finish	Base Finish				
<div><div></div><div>BPFX</div></div>	Quarter Round-No Base • To be used with Plus Tables only	24 x 24"	BPQ2	<div></div>	<div></div>	<div></div>		19.0#	\$ 754	\$ 946	\$ 1258
		30 x 30"	BPQ25	<div></div>	<div></div>	<div></div>		30.0#	905	1128	1509
		36 x 36"	BPQ3	<div></div>	<div></div>	<div></div>		49.0#	1128	1408	1762
<div><div></div><div>BPFX</div></div>	Half Round Table, T Base-Fixed	T Base 24 x 48"	BPH24F	<div></div>	<div></div>	<div></div>	<div></div>	57.0#	\$ 1837	\$ 2053	\$ 2695
		T Base 30 x 60"	BPH255F	<div></div>	<div></div>	<div></div>	<div></div>	75.0#	2206	2440	3035
		T Base 36 x 72"	BPH36F	<div></div>	<div></div>	<div></div>	<div></div>	97.0#	2719	3161	3662
<div><div></div><div>BPFX</div></div>	Half Round Table, T Base-Folding	T Base, Short Fold 30 x 60"	BPH255ST	<div></div>	<div></div>	<div></div>	<div></div>	85.0#	\$ 3014	\$ 3108	\$ 3706
		T Base, Short Fold 36 x 72"	BPH36ST	<div></div>	<div></div>	<div></div>	<div></div>	107.0#	3466	3644	4111
<div><div></div><div>BPFD</div></div>	Racetrack Typical-Fixed	T Base 96 x 144 x 24"	BPRT24F	<div></div>	<div></div>	<div></div>	<div></div>	424.0#	\$ 12298	\$ 13457	\$ 16405
		T Base 96 x 144 x 30"	BPRT30F	<div></div>	<div></div>	<div></div>	<div></div>	472.0#	12663	13881	16810
		T Base 120 x 180 x 36"	BPRT36F	<div></div>	<div></div>	<div></div>	<div></div>	634.0#	16932	17953	23347
<div><div></div><div>BPFX</div></div>	Racetrack Typical-Folding	T Base, Short Fold 96 x 144 x 24"	BPRT24ST	<div></div>	<div></div>	<div></div>	<div></div>	458.0#	\$ 17665	\$ 17645	\$ 20429
		T Base, Short Fold 96 x 144 x 30"	BPRT30ST	<div></div>	<div></div>	<div></div>	<div></div>	520.0#	18028	18361	21026
		T Base 120 x 180 x 36"	BPRT36ST	<div></div>	<div></div>	<div></div>	<div></div>	694.0#	21949	21829	27115
			A	B	C	D	E				

HOW TO ORDER

Indicate the following information on order form:

- Quantity of each item.
- Model number, including options. See "How To Build a Model Number".
- Any special service required.

Note:

- The ☐ indicates that a choice is required.
- The absence of the ☐ indicates that no choice is required.
- Alpha-numeric characters in place of ☐ indicate that no other alternatives are available.

HOW TO BUILD A MODEL NUMBER

- A**

Select basic model.
- B**

Select edge style.

74P

- 74P edge

34S

- 3/8" Wood band edge

36S

- 1-3/4" Wood band edge

C

Select edge color.

Refer to the **Product Color Options** page in this price list.

Edge color offerings are based on edge style selections.

D

Select surface finish.

Refer to the **Product Color Options** page in this price list.

Surface finish offerings are based on edge style selections.

E

Select base finish.

Refer to the **Product Color Options** page in this price list.

FINISH INFORMATION

Additional Laminate Offering
Additional laminates beyond KI standard offering, are available with two weeks extended leadtime. To specify additional laminates, use these designators followed by the supplier's color/pattern code:

Formica - LF/supplier's color pattern code
Nevamar - LN/supplier's color pattern code
Wilsonart - LW/supplier's color pattern code

KI's standard finish is the supplier's recommended finish for that color/pattern.
Note: Nonstandard laminates from these suppliers (example: textured laminates), require an up-charge and additional leadtime.
Contact KI.

Additional Stains
Specially stained edges beyond the KI standard offering (as shown under Edge Color column on Product Color Options page) are also available.
Contact KI.

OPTIONS

Base Options
Casters:
Black only. Add a "/C" to end of model number for casters. Casters are factory installed, not field installable. Casters are all locking.
Upcharge is list \$73 per table.

Rolling Barron® Base:
Only available on single "T". Wheels are black only. Housing matches base finish. Add a "/R" to end of model for rolling base. Factory installed. For field installable, see accessory sections.
Upcharge is list \$106 per table.

OPTIONS

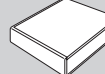
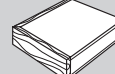
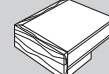
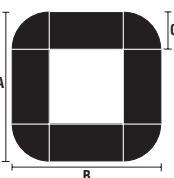












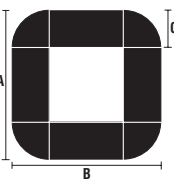












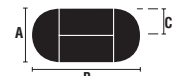





















Table Heights Other Than 29"
Table heights other than 29" are available. Add the table height in inches to the end of the model number string.
Example: to specify 27-1/4" from the top of the table to the floor add "/27.25" to the end of the model number. The maximum height is 42".

SPECIAL SERVICES

Special Carton Marking
With specially marked information N/C

Shipping
Ships **knocked down, FOB Green Bay, WI 54302, freight prepaid.** Freight class 85.

Specifications and prices are subject to change without prior notice.

				MODEL NUMBER								
				Basic Model	Edge Style	Edge Color	Surface Finish	Base Finish				
MODEL				Features	A x B x C				Approx. Packaged Weight	 74P Edge (74P)	 3/8" Wood Band Edge (34S)	 1-3/4" Wood Band Edge (36S)
	Quarter Circle Typical-Fixed	T Base	96 x 96 x 24"	BPQC24F					340.0#	\$ 8759	\$ 9733	\$ 11847
		T Base	108 x 108 x 30"	BPQC30F					424.0#	9975	11081	13403
		T Base	144 x 144 x 36"	BPQC36F					664.0#	13160	14829	17344
	Quarter Circle Typical-Folding	T Base, Short Fold	96 x 96 x 24"	BPQC24ST					340.0#	\$ 12338	\$ 12731	\$ 14526
		T Base, Short Fold	108 x 108 x 30"	BPQC30ST					504.0#	13561	14670	16490
		T Base	144 x 144 x 36"	BPQC36ST					700.0#	16506	17344	19857
	Oval Typical-Fixed	T Base	48 x 96 x 24"	BPOV24F					262.0#	\$ 6361	\$ 7090	\$ 8803
		T Base	60 x 120 x 30"	BPOV30F					348.0#	7781	8605	10268
		T Base	72 x 144 x 36"	BPOV36F					428.0#	9571	10925	12481
	Oval Typical-Folding	T Base, Short Fold	60 x 120 x 30"	BPOV30ST					368.0#	\$ 11251	\$ 11464	\$ 12864
		T Base, Short Fold	72 x 144 x 36"	BPOV36ST					466.0#	12918	13441	14954
				A	B	C	D	E				

Indicate the following information on order form:

1. Quantity of each item.
2. Model number, including options. See "How To Build a Model Number".
3. Any special service required.

Note:

- The ☐ indicates that a choice is required.
- The absence of the ☐ indicates that no choice is required.
- Alpha-numeric characters in place of ☐ indicate that no other alternatives are available.

A Select basic model.

B Select edge style.

74P	- 74P edge
34S	- 3/8" Wood band edge
36S	- 1-3/4" Wood band edge

C Select edge color.

Refer to the **Product Color Options** page in this price list.

Edge color offerings are based on edge style selections.

D Select surface finish.

Refer to the **Product Color Options** page in this price list.

Surface finish offerings are based on edge style selections.

E Select base finish.

Refer to the **Product Color Options** page in this price list.

Additional Laminate Offering

Additional laminates beyond KI standard offering, are available with two weeks extended leadtime. To specify additional laminates, use these designators followed by the supplier's color/pattern code:

Formica - LF/supplier's color pattern code
Nevamar - LN/supplier's color pattern code
Wilsonart - LW/supplier's color pattern code

KI's standard finish is the supplier's recommended finish for that color/pattern.

Note: Nonstandard laminates from these suppliers (example: textured laminates), require an up-charge and additional leadtime.

Contact KI.

Specially stained edges beyond the KI standard offering (as shown under Edge Color column on Product Color Options page) are also available. Contact KI.

Base Options

Casters:
Black only. Add a "C" to end of model number for casters. Casters are factory installed, not field installable. Casters are all locking.
Upcharge is list \$73 per table.

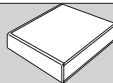
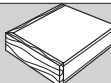
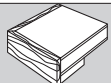
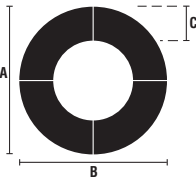
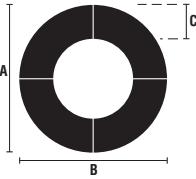
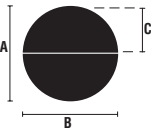
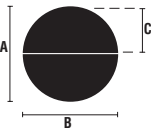
Rolling Barron® Base:
Only available on single "T". Wheels are black only. Housing matches base finish. Add a "R" to end of model for rolling base. Factory installed. For field installable, see accessory sections. Upcharge is list \$106 per table.

Table Heights Other Than 29"
Table heights other than 29" are available. Add the table height in inches to the end of the model number string.
Example: to specify 27-1/4" from the top of the table to the floor add "/27.25" to the end of the model number. The maximum height is 42".

Special Carton Marking	
With specially marked information	N/C

Shipping
Ships **knocked down, FOB Green Bay, WI 54302, freight prepaid.** Freight class 85.

Specifications and prices are subject to change without prior notice.

				MODEL NUMBER										
				Basic Model	Edge Style	Edge Color	Surface Finish	Base Finish						
MODEL				Features	A x B x C						Approx. Packaged Weight	 74P Edge (74P)	 3/8" Wood Band Edge (34S)	 1-3/4" Wood Band Edge (36S)
	Open Circle Typical-Fixed	T Base	96 x 96 x 24"	BPOC24F	<input type="checkbox"/> <input type="checkbox"/> <input type="checkbox"/>	<input type="checkbox"/> <input type="checkbox"/> <input type="checkbox"/>	<input type="checkbox"/> <input type="checkbox"/> <input type="checkbox"/>	<input type="checkbox"/> <input type="checkbox"/>	292.0#	\$ 9430	\$ 10475	\$ 12998		
		T Base	120 x 120 x 30"	BPOC30F	<input type="checkbox"/> <input type="checkbox"/> <input type="checkbox"/>	<input type="checkbox"/> <input type="checkbox"/> <input type="checkbox"/>	<input type="checkbox"/> <input type="checkbox"/> <input type="checkbox"/>	<input type="checkbox"/> <input type="checkbox"/>	400.0#	12890	13720	18654		
		T Base	144 x 144 x 36"	BPOC36F	<input type="checkbox"/> <input type="checkbox"/> <input type="checkbox"/>	<input type="checkbox"/> <input type="checkbox"/> <input type="checkbox"/>	<input type="checkbox"/> <input type="checkbox"/> <input type="checkbox"/>	<input type="checkbox"/> <input type="checkbox"/>	528.0#	20160	24790	30709		
BPFX														
	Open Circle Typical-Folding	T Base, Short Fold	96 x 96 x 24"	BPOC24ST	<input type="checkbox"/> <input type="checkbox"/> <input type="checkbox"/>	<input type="checkbox"/> <input type="checkbox"/> <input type="checkbox"/>	<input type="checkbox"/> <input type="checkbox"/> <input type="checkbox"/>	<input type="checkbox"/> <input type="checkbox"/>	324.0#	\$ 13006	\$ 13161	\$ 15674		
		T Base	120 x 120 x 30"	BPOC30ST	<input type="checkbox"/> <input type="checkbox"/> <input type="checkbox"/>	<input type="checkbox"/> <input type="checkbox"/> <input type="checkbox"/>	<input type="checkbox"/> <input type="checkbox"/> <input type="checkbox"/>	<input type="checkbox"/> <input type="checkbox"/>	440.0#	16249	16313	21174		
		T Base	144 x 144 x 36"	BPOC36ST	<input type="checkbox"/> <input type="checkbox"/> <input type="checkbox"/>	<input type="checkbox"/> <input type="checkbox"/> <input type="checkbox"/>	<input type="checkbox"/> <input type="checkbox"/> <input type="checkbox"/>	<input type="checkbox"/> <input type="checkbox"/>	568.0#	23515	27300	33229		
BPFD														
	Circle Typical-Fixed	T Base	48 x 48 x 24"	BPCT24F	<input type="checkbox"/> <input type="checkbox"/> <input type="checkbox"/>	<input type="checkbox"/> <input type="checkbox"/> <input type="checkbox"/>	<input type="checkbox"/> <input type="checkbox"/> <input type="checkbox"/>	<input type="checkbox"/> <input type="checkbox"/>	114.0#	\$ 3492	\$ 4113	\$ 5388		
		T Base	60 x 60 x 30"	BPCT30F	<input type="checkbox"/> <input type="checkbox"/> <input type="checkbox"/>	<input type="checkbox"/> <input type="checkbox"/> <input type="checkbox"/>	<input type="checkbox"/> <input type="checkbox"/> <input type="checkbox"/>	<input type="checkbox"/> <input type="checkbox"/>	150.0#	4226	4882	6071		
		T Base	72 x 72 x 36"	BPCT36F	<input type="checkbox"/> <input type="checkbox"/> <input type="checkbox"/>	<input type="checkbox"/> <input type="checkbox"/> <input type="checkbox"/>	<input type="checkbox"/> <input type="checkbox"/> <input type="checkbox"/>	<input type="checkbox"/> <input type="checkbox"/>	194.0#	5255	6328	7325		
BPFX														
	Circle Typical-Folding	T Base, Short Fold	60 x 60 x 30"	BPCT30ST	<input type="checkbox"/> <input type="checkbox"/> <input type="checkbox"/>	<input type="checkbox"/> <input type="checkbox"/> <input type="checkbox"/>	<input type="checkbox"/> <input type="checkbox"/> <input type="checkbox"/>	<input type="checkbox"/> <input type="checkbox"/>	170.0#	\$ 6020	\$ 6223	\$ 7408		
		T Base	72 x 72 x 36"	BPCT36ST	<input type="checkbox"/> <input type="checkbox"/> <input type="checkbox"/>	<input type="checkbox"/> <input type="checkbox"/> <input type="checkbox"/>	<input type="checkbox"/> <input type="checkbox"/> <input type="checkbox"/>	<input type="checkbox"/> <input type="checkbox"/>	214.0#	6929	7581	8544		
BPFD														
				A	B	C	D	E						

HOW TO ORDER

Indicate the following information on order form:

- Quantity of each item.
- Model number, including options. See "How To Build a Model Number".
- Any special service required.

Note:

- The ☐ indicates that a choice is required.
- The absence of the ☐ indicates that no choice is required.
- Alpha-numeric characters in place of ☐ indicate that no other alternatives are available.

HOW TO BUILD A MODEL NUMBER

- A**Select basic model.
- B**Select edge style.

74P

- 74P edge

34S

- 3/8" Wood band edge

36S

- 1-3/4" Wood band edge
- C**Select edge color.

Refer to the **Product Color Options** page in this price list.

Edge color offerings are based on edge style selections.
- D**Select surface finish.

Refer to the **Product Color Options** page in this price list.

Surface finish offerings are based on edge style selections.
- E**Select base finish.

Refer to the **Product Color Options** page in this price list.

FINISH INFORMATION

Additional Laminate Offering
Additional laminates beyond KI standard offering, are available with two weeks extended leadtime. To specify additional laminates, use these designators followed by the supplier's color/pattern code:

Formica - LF/supplier's color pattern code
Nevamar - LN/supplier's color pattern code
Wilsonart - LW/supplier's color pattern code

KI's standard finish is the supplier's recommended finish for that color/pattern.
Note: Nonstandard laminates from these suppliers (example: textured laminates), require an up-charge and additional leadtime.
Contact KI.

Additional Stains
Specially stained edges beyond the KI standard offering (as shown under Edge Color column on Product Color Options page) are also available.
Contact KI.

OPTIONS

Base Options
Casters:
Black only. Add a "/C" to end of model number for casters. Casters are factory installed, not field installable. Casters are all locking.
Upcharge is list \$73 per table.

Rolling Barron® Base:
Only available on single "T". Wheels are black only. Housing matches base finish. Add a "/R" to end of model for rolling base. Factory installed. For field installable, see accessory sections.
Upcharge is list \$106 per table.

OPTIONS

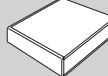
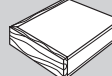
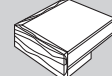
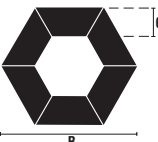





































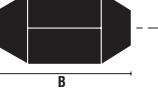















Table Heights Other Than 29"
Table heights other than 29" are available. Add the table height in inches to the end of the model number string.
Example: to specify 27-1/4" from the top of the table to the floor add "/27.25" to the end of the model number. The maximum height is 42".

SPECIAL SERVICES

Special Carton Marking
With specially marked information N/C

Shipping
Ships **knocked down, FOB Green Bay, WI 54302, freight prepaid.** Freight class 85.

Specifications and prices are subject to change without prior notice.

				MODEL NUMBER								
				Basic Model	Edge Style	Edge Color	Surface Finish	Base Finish				
MODEL				Features	A x B x C				Approx. Packaged Weight	 74P Edge (74P)	 3/8" Wood Band Edge (34S)	 1-3/4" Wood Band Edge (36S)
	Open Hexagon Typical-Fixed			T Base	84 x 96 x 21"	BPOH24F	  	 	312.0#	\$ 9771	\$ 9776	\$ 11181
				T Base	105 x 120 x 26-1/4"	BPOH30F	  	 	402.0#	11838	12333	13930
				T Base	126 x 144 x 31-1/2"	BPOH36F	  	 	504.0#	13379	14475	11458
BPFX												
	Hexagon Typical-Fixed			T Base	48 x 48 x 21"	BPHT24F	  	 	104.0#	\$ 3257	\$ 3257	\$ 3727
				T Base	52-1/2 x 60 x 26-1/4"	BPHT30F	  	 	134.0#	3945	4113	4643
				T Base	63 x 72 x 31-1/2"	BPHT36F	  	 	168.0#	4827	5092	5731
BPFX												
	Open Boat Shaped Typical-Fixed			T Base	72 x 111 x 24"	BPOB24F	  	 	300.0#	\$ 7695	\$ 8075	\$ 9141
BPFX												
	Boat Shaped Typical-Fixed			T Base	48 x 90 x 24"	BPBT24F	  	 	236.0#	\$ 6241	\$ 6235	\$ 7136
				T Base	60 x 112-1/2 x 30"	BPBT30F	  	 	310.0#	7500	7837	8840
				T Base	72 x 135 x 36"	BPBT36F	  	 	402.0#	9145	9693	10888
BPFX												

Indicate the following information on order form:

1. Quantity of each item.
2. Model number, including options. See "How To Build a Model Number".
3. Any special service required.

- The ☐ indicates that a choice is required.
- The absence of the ☐ indicates that no choice is required.
- Alpha-numeric characters in place of ☐ indicate that no other alternatives are available.

A Select basic model.

B Select edge style.

74P	- 74P edge
34S	- 3/8" Wood band edge
36S	- 1-3/4" Wood band edge

C Select edge color.

Refer to the **Product Color Options** page in this price list.

Edge color offerings are based on edge style selections.

D Select surface finish.

Refer to the **Product Color Options** page in this price list.

Surface finish offerings are based on edge style selections.

E Select base finish.

Refer to the **Product Color Options** page in this price list.

Additional Laminate Offering

Additional laminates beyond KI standard offering, are available with two weeks extended leadtime. To specify additional laminates, use these designators followed by the supplier's color/pattern code:

Formica - LF/supplier's color pattern code
Nevamar - LN/supplier's color pattern code
Wilsonart - LW/supplier's color pattern code

KI's standard finish is the supplier's recommended finish for that color/pattern.

Note: Nonstandard laminates from these suppliers (example: textured laminates), require an up-charge and additional leadtime.

Contact KI.

Specially stained edges beyond the KI standard offering (as shown under Edge Color column on Product Color Options page) are also available. Contact KI.

Base Options

Casters:
Black only. Add a "/C" to end of model number for casters. Casters are factory installed, not field installable. Casters are all locking.
Upcharge is list \$73 per table.

Rolling Barron® Base:
Only available on single "T". Wheels are black only. Housing matches base finish. Add a "R" to end of model for rolling base. Factory installed. For field installable, see accessory sections. Upcharge is list \$106 per table.


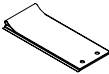
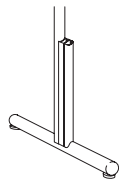

Table Heights Other Than 29"
Table heights other than 29" are available. Add the table height in inches to the end of the model number string.
Example: to specify 27-1/4" from the top of the table to the floor add "/27.25" to the end of the model number. The maximum height is 42".

Special Carton Marking	
With specially marked information	N/C

Shipping
Ships **knocked down, FOB Green Bay, WI 54302, freight prepaid.** Freight class 85.

Specifications and prices are subject to change without prior notice.



	MODEL	MODEL NUMBER		Approx. Packaged Weight	Delivered Pricing
		Basic Model			
 HRDPT	Table Truck <ul style="list-style-type: none">• Minimum table sizes are 48” rectangular or 48” round/square• Maximum table sizes are 48” x 96” rectangular and 60” round/square• Six-table capacity; with short fold bases, 4-table capacity• Black finish only• Table truck dimensions 5’ long, 30” wide and 4” high• Used to store Folding Tables only	BTT		90.0#	\$ 1777
	Under-Table Wire Management <ul style="list-style-type: none">• Constructed of easy-to-use, high quality black velcro• Harness is fastened to table bottom with screws• SEE PRICING BELOW				
	Leg Wireways <ul style="list-style-type: none">• Scuff-resistant, high-impact rigid plastic• Two separate wire channels per leg• Fastened to legs with adhesive bond• One wireway per leg; black only• SEE PRICING BELOW				
	Grommets <ul style="list-style-type: none">• Plastic grommets are 3” diameter and recessed into table top• Cap is removable and has retractable slot cover• Two grommets per top• SEE PRICING BELOW				

A

HOW TO ORDER

Indicate the following information on order form:

1. Quantity of each item.
2. Model number, including options. See “How To Build a Model Number”.
3. Any special service required.

Note:

- The ☐ indicates that a choice is required.
- The absence of the ☐ indicates that no choice is required.
- Alpha-numeric characters in place of ☐ indicate that no other alternatives are available.

HOW TO BUILD A MODEL NUMBER

A Select basic model.

OPTIONS

Accessory Options

Under-Table Wire Management, Leg Wireways, and Grommets are Accessory Options. Add the following to the end of the model number:

Under-Table Wire Management and Leg Wireways selections are:
HO = Under-Table Wire Management; Upcharge is \$72
WO = Leg Wireways; Upcharge is \$28
HW = Under-Table Wire Management and Leg Wireways; Upcharge is \$97
Wire Management options HO, HW and WO are ONLY available on rectangular tables 96” and smaller (NOT available on any cantilever, flip-top or folding tables).

Grommet Selections are:
Refer to Product Color Options page.
Grommet option is available on rectangle tables 96” and smaller, except for all 18”x 60” and 24”x60” cantilevered fixed and folding tables (24”x60” tables with standard fixed bases are

okay).

No accessory options are available on PowerUp® tables or flip-top tables.

SPECIAL SERVICES

Special Carton Marking

With specially marked information N/C

Shipping
Ships **assembled, FOB Green Bay, WI 54302, freight prepaid.** Freight class 70.

Specifications and prices are subject to change without prior notice.



			MODEL NUMBER			
			Basic Model	Base Finish		
MODEL	Features			Approx. Packaged Weight	Delivered Pricing	
HRDPT	Rolling Barron® Base <ul style="list-style-type: none">Field installable	2 Rollers/2 Glides	EWB.KIT	<input type="checkbox"/> <input type="checkbox"/>	10.0#	\$ 105
HRDPT	Self-Leveling Glide, Black <ul style="list-style-type: none">Set of 4Allows for 3/16" of self-leveling adjustment	Set of 4	SLTG.4		0.2#	\$ 65

A

B

HOW TO ORDER

Indicate the following information on order form:

- Quantity of each item.
- Model number, including options. See “How To Build a Model Number”.
- Any special service required.

Note:

- The ☐ indicates that a choice is required.
- The absence of the ☐ indicates that no choice is required.
- Alpha-numeric characters in place of ☐ indicate that no other alternatives are available.

HOW TO BUILD A MODEL NUMBER

- A** Select basic model.
- B** Select base finish.
Refer to the **Product Color Options** page in this price list.

SPECIAL SERVICES

Special Carton Marking

With specially marked information N/C

Shipping
Ships **assembled, FOB Green Bay, WI 54302, freight prepaid.** Freight class 70.

Specifications and prices are subject to change without prior notice.

1330 Bellevue Street
P.O. Box 8100
Green Bay, WI 54308-8100
800.424.2432
ki.com

KI and Furnishing Knowledge are registered
trademarks of Krueger International, Inc.

© 2020 Krueger International, Inc.
All Rights Reserved.
Code KI-PLW-000467/KI/PDF



Furnishing Knowledge®