



# beaufurn

rev. 5/1/2023



# SEATING

---

## AARON

		INDOOR/ OUTDOOR	STACK	WT	PKG
<b>Chair</b>	W-22" D-28.25" H-35" SH-18" AH-26" Made from High-Density Polyethylene (HDPE) partially recycled materials. Environmentally stabilized - UV stabilized & waterproof, no volatile organic compounds, chemical resistant & easy to clean, high impact strength, designed to weather all four seasons. Color Options: Arctic White, Black, Blue, Charcoal Gray, Dolphin Gray, Green, Light Gray, Orange, Red, Sansshade, Seafoam, Tan, White, Yellow	OUT	N	47	1/XL BOX 3/SKID



<b>Table</b>	W-27.5" D-20" H-15.75" Made from High-Density Polyethylene (HDPE) partially recycled materials. Environmentally stabilized - UV stabilized & waterproof, no volatile organic compounds, chemical resistant & easy to clean, high impact strength, designed to weather all four seasons. Color Options: Arctic White, Black, Blue, Charcoal Gray, Dolphin Gray, Green, Light Gray, Orange, Red, Sansshade, Seafoam, Tan, White, Yellow	OUT	N	24	1/XXL BOX 2/SKID
--------------	--	-----	---	----	---------------------



## ABBEY

<b>Chair</b>	W-26" D-24" H-32" SH-19" Stained beech. Choice of natural cane or upholstered back. Cane Back Yardage: 1 Upholstered Back Yardage: 2.5	IN	N	18	1/LG BOX
--------------	---	----	---	----	----------








## ADELE

<b>Arm Chair</b>	W - 21.75" D - 22" H - 33" SH - 18" AH - 27" Materials: Technopolymer frame + Mesh seat & back Frame Color Options: Charcoal, Sand, White Seat Color Options: Blue, Brown, Charcoal, Pearl Gray, Red, Sage, Sand, White Minimum Order 4 per color, or multiples of 4	IN/OUT	Y	12	4/XL box
------------------	--	--------	---	----	----------



# SEATING

ALLURE (U.S. Patent No. D893,911)		INDOOR/ OUTDOOR	STACK	WT	PKG
<b>Allure ADC (Allure with Casters)</b>	W-27" D-27" H-34" SH-18.5" AH-25"  The upholstered seat and back is available in our graded-in fabrics or COM. Allure arm chair with designer swivel casters. Perfect for guest rooms, offices, lobbies, restaurants and public spaces.	IN	N	25	1/LG
					
<b>A-1 Arm Chair</b>	W-23.5" D-22.5" H-33.75" SH-19" SD-19" AH-26" The upholstered seat and back is available in our graded-in fabrics or COM. The eighteen base options on chairs, arm chairs and barstools may be finished in any of our wood finishes. Perfect for guest rooms, offices, lobbies, restaurants and public spaces.	IN	N	20	1/LG BOX
					
<b>A-2 Arm Chair</b>	W-24" D-22.5" H-35" AH-28"  The arm chair comes with 4 metal flare legs. The upholstered seat and back is available in our graded-in fabrics or COM. Perfect for guest rooms, offices, lobbies, restaurants and public spaces.	IN	N	25	1/Lg box
					
<b>A-5 Arm Chair (Wood Edge)</b>	W-24" D-22" H-34" SH-18" AH-26"  The upholstered seat and back is available in our graded-in fabrics or COM. The four base options on chairs and arm chairs may be finished in any of our wood finishes.	IN	N	25	1/LG
					
<b>A-12 Arm Chair (Metal Sled Base)</b>	W-23.5" D-22.5" H-33.5" SH-19" AH-25"  The upholstered seat and back is available in our graded-in fabrics or COM.	IN	N	25	1/LG
					



# SEATING

**ALLURE** (U.S. Patent No. D893,911) cont.

INDOOR/  
OUTDOOR

STACK

WT

PKG

## A-13 Arm Chair (Metal Swivel Base)

W-24" D-22.5" H-35" SH-19" AH-28"

IN

N

25

1/LG

The upholstered seat and back is available in our graded-in fabrics or COM.



## B-1 Barstool

W-19.5" D-21.5" H-36" SH-29"

IN

N

18

1/Lg box

The upholstered seat and back is available in our graded-in fabrics or COM. The eighteen base options on chairs, arm chairs and barstools may be finished in any of our wood finishes. Perfect for guest rooms, offices, lobbies, restaurants and public spaces.



## B-5 Barstool (Wood Edge)

W-21" D-19" H-40", SH-31"

IN

N

25

1/LG

The upholstered seat and back is available in our graded-in fabrics or COM. The four base options on chairs and arm chairs may be finished in any of our wood finishes.



## B-12 Barstool (Metal Sled Base)

W-23" D-23" H-36.5" SH-29.5"

IN

N





25

1/LG

The upholstered seat and back is available in our graded-in fabrics or COM.



# SEATING

ALLURE cont. (U.S. Patent No. D893,911)		INDOOR/ OUTDOOR	STACK	WT	PKG
<b>B-13 Barstool</b> <b>(Metal Swivel Base)</b> 	W-19" D-19" H-36.5" SH-30"  The upholstered seat and back is available in our graded-in fabrics or COM.	IN	N	44	1/LG
<b>S-12 Chair</b> <b>(Metal Sled Base)</b> 	W-20.5" D-22" H-33.5" SH-19"  The upholstered seat and back is available in our graded-in fabrics or COM.	IN	N	24	1/LG
<b>S-13 Chair</b> <b>(Metal Swivel Base)</b> 	W-20" D-22.5" H-32.75" SH-18"  The upholstered seat and back is available in our graded-in fabrics or COM.	IN	N	24	1/LG
<b>S-1 Chair</b> 	W-20" D-22.5" H-33.5" SH-18.5" The upholstered seat and back is available in our graded-in fabrics or COM. The eighteen base options on chairs, arm chairs and barstools may be finished in any of our wood finishes. Perfect for guest rooms, offices, lobbies, restaurants and public spaces.	IN	N	19	2/XL BOX

# SEATING

## AMELIA

INDOOR/  
OUTDOOR

STACK

WT

PKG

### Side Chair



W-19" D-21.25" H-35.5", SH-18.5"

IN

N

18

2/LG

### Arm Chair



W-23" D-21.25" H-35.5", AH-27"

IN

N

22

1/LG

### Barstool



W-17" D-19" H-45", SH-32"

IN

N

24

1/SM

## ANGEL

### Side Chair



H 31.40" D 20" W 20.5" SH 18.5"

Injection molded polypropylene

Available colors: Grey, Yellow, Red, White

For non-stock colors, must order in multiples of 4 (same color)

IN/OUT

Y

8

4/XL box

### Cart



H 43" W 18" D 31.5"

IN/OUT

N

13

1/XL box

# SEATING

## ASTRA

INDOOR/  
OUTDOOR

STACK

WT

PKG

### Arm Chair

W 21.5" D 21" H 31" SH 18.5" AH 24.5"

IN

N

15

1/Lg box

Steel frame available in Chrome (standard).

Black or Brass Finish (upcharge).

The seats are available with COM or one of our graded fabrics. 15% upcharge for leather.

Options: Fabric Grading, Frame: Chrome, Black or Brass color



### Barstool

W 21" D 20" H 40.5" SH 29.5" AH 36"

IN

N

18

1/Lg box

Steel frame available in Chrome (standard).

Black or Brass Finish (upcharge).

The seats are available with COM or one of our graded fabrics. 15% upcharge for leather.

Options: Fabric Grading, Frame: Chrome, Black or Brass color



## AVANA

### Chair

W- 17.25" H-31" D-21" SH 18"

IN

N

15

2/Lg box

Frame Finishes: Silver, White, & Black



### Barstool

W- 18" H-43.5" D-21.75" SH 30.5"

IN

N

21

1/Lg box

Frame Finishes: Silver, White, & Black



## AYLA

### Chair

W-18" D-22" H-31" SH-18.5

IN

N

12

2/Lg box

**Option 1:** Upholstered Seat/Wood Back

**Option 2:** Upholstered Seat/Upholstered Back:Front/ Wood Finish: Back

**Option 3:** Upholstered Seat/Fully Upholstered Back



# SEATING

## AYLA cont.

### Barstool



H-40" SH-31" W-19" D-20" SD-15.75"

**Option 1:** Upholstered Seat/Wood Back

**Option 2:** Upholstered Seat/Upholstered Back: Front/ Wood Finish: Back

**Option 3:** Upholstered Seat/Fully Upholstered Back

INDOOR/  
OUTDOOR

STACK

WT

PKG

IN

N

15

1/Lg box

## BELLE WOOD BACK

### Belle Swivel Base



W-22.5" D-26.25" H-34.5" SH-19"

Exposed wood back in Beech or Oak

Chrome swivel base

Seat 1 yd, Back 1.5 yds

IN

N

40 lb

1/Lg box

### Belle 4-Leg Base



W-22.5" D-26.25" H-34.5" SH-19"

Exposed wood back in Beech or Oak

Chrome 4-leg base

Seat 1 yd, Back 1.5 yds

IN

N

28

1/Lg box

## BELLE FULLY UPHOLSTERED

### Belle UPH Swivel Base



W-22.5" D-26.25" H-34.5" SH-19"

Fully upholstered upper

Chrome swivel base

Seat 1 yd, Inside Back 1.5 yd, Outside Back 1 yd.

IN

N

39

1/Lg box

### Belle UPH 4-Leg Base



W-22.5" D-26.25" H-34.5" SH-19"

Fully upholstered upper.

Chrome 4-leg base

Seat 1 yd, Inside Back 1.5 yd, Outside Back 1 yd.

IN

N

28 lb

1/Lg box

# SEATING

## BELLO (U.S. Patent No. D938,751)

### Side Chair



W-19.5" D-22.75" H-33.5" SH-19" SD-17.5"

May be upholstered in our graded-in fabrics or COM.  
Wood may be stained in any of our standard finishes.

INDOOR/  
OUTDOOR

STACK

WT

PKG

IN

N

13

2/LG

### Barstool



W-20.25" D-25.25" H-43.5" SH-29.5" SD-17.5"

May be upholstered in our graded-in fabrics or COM.  
Wood may be stained in any of our standard finishes.

IN

N

15

1/LG

## BREEZE

### Side Chair



W-20" D-22.5" H-30.25" SH-18"

12 gauge aluminum. Charcoal black finish  
Perfect for all weather conditions and does not retain heat.  
Easy maintenance with water and soap.  
Stacks 4 high

IN/OUT

Y

11

3/Lg box

### Arm Chair



W-24" D-22.5" H-30.25" SH-18" AH-25.5"

12 gauge aluminum. Charcoal black finish  
Perfect for all weather conditions and does not retain heat.  
Easy maintenance with water and soap.  
Stacks 4 high

IN/OUT

Y

11

4/XL box

## BETSY

### 472 Arm Chair



W-22" D-23" H-34" SH-19.25" AH-26" SD-17"

Available in standard wood finishes, upholstered seat and back.

Options: Casters RD01, RD02  
adjustable depth seat

IN

N

20

Reg Box

# SEATING

## BLOOM

### 01 Side Chair

W-19.5" D-23" H-33" SH-18.5" SD-16"

INDOOR/  
OUTDOOR

STACK

WT

PKG

IN

N

17

2/XL BOX

See Lounge section for matching Lounge Chair



### 04 Arm Chair

W-24" D-28" H-33" SH-18.5" SD-21" AH-24"

IN

N

26

1/LG

See Lounge section for matching Lounge Chair



### 01 Barstool Sled Base

W-20.5" D-24" H-43" SH-30" SD-17.5"

IN

N

30

1/BOX

See Lounge section for matching Lounge Chair

Not Available at Counter Height



### 01 Barstool Swivel Base

W-19.5" D-23" H-43" SH-30" SD-17.5"

IN

N

47

1/Sm Box

See Lounge section for matching Lounge Chair  
Swivel base available in Black Powdercoat or Chrome

Not Available at Counter Height



### 01 Barstool Wood Legs

W-19.5" D-20.5" H-43" SH-30" SD-16.5"

IN

N




21

1/Lg Box

See Lounge section for matching Lounge Chair



# SEATING

CELINE		INDOOR/ OUTDOOR	STACK	WT	PKG
<b>M12CE Arm Chair</b>	W-22" D- 23" H-34" SH-18" AH-26.3"	IN	Y	22	1/Lg box
					
<b>M12E Side Chair</b>	W-18.5" D-22" H-34" SH 18"	IN	Y	18	2/LG box
					
<b>M20 Barstool</b>	W-17" D-20.5" H-39" SH-30"	IN	N	20	1/Lg box
					



# SEATING

## CELINE CONT.

### M17 Barstool

W-17" D-20.5" H-39" SH-30"

INDOOR/  
OUTDOOR

STACK

WT

PKG

IN

N

20

1/Lg box



### M14C Arm Chair

W-24" D-24" H-34" SH-18.5" AH-26.75"

IN

N

22

1/XL box



### M14E Side Chair

W-18.5" D-22" H-34.5" SH-18.5"

IN

Y

14

2/XL box



### M21 Barstool

W-17" D-20.5" H-39" SH-31"

IN

N

18

1/Lg box



# SEATING

## CHIAVARI BANQUET CHAIRS

### Chiavari 01 Banquet Chair



W-17" D-20.5" H-36.5" SH-19"

INDOOR/  
OUTDOOR

STACK

WT

PKG

IN

Y

15

2/Lg box

Minimum 125 Pieces

-- Wood Grain Powdercoat Finish 15% Upcharge --  
Stacks 7 high

### Chiavari 02 Banquet Chair



W-17" D-20.5" H-36.5" SH-19"

IN

Y

15

2/Lg box

Minimum 125 Pieces

-- Wood Grain Powdercoat Finish 15% Upcharge --

### Chiavari 03 Banquet Chair



W-16" D-18.75" SH-19.5"

IN  
IN/OUT

Y

10

2/Lg box

Minimum Order: 2 or multiples of 2

A combination of techno-polymers that make the chair exceptionally strong and durable, yet light in weight. The chairs are easy to clean, weatherproof and UV protected.

Available in White, Gold or Black. Stacks 10

**1 1/2" Rigid Cushion (white or black vinyl leather cover with urethane foam on a PP rigid base) \$64**

### Chiavari 04-ST Banquet Chair



W-18" D-19.75" H-36" SH-18"

IN

Y

15

2/Lg box

Minimum 200 Pieces

Stackable for convenient storage. The seat and back can be finished in any of our standard fabrics or COM for a truly custom look. The metal is available in various powder coated colors. Stacks 4 high.

# SEATING

## COLUMBUS

		INDOOR/ OUTDOOR	STACK	WT	PKG
--	--	--------------------	-------	----	-----

<b>Chair</b>	W-18" D-21.75" H-32" SH-18"	IN/OUT	N	17	2/XL box
--------------	-----------------------------	--------	---	----	----------



Sturdy metal construction, perfect for high traffic Restaurants, Universities and Bars. The metal frame is available in Black, Aluminum, or Transparent Epoxy Finish. Other metal finishes are available with an upcharge. The plush seats are available in any of our graded fabric or COM.

## Barstool

W-18" D-22" H-37" SH-30.5"	IN/OUT	N	25	1/Lg box
----------------------------	--------	---	----	----------



Sturdy metal construction, perfect for high traffic Restaurants, Universities and Bars. The metal frame is available in Black, Aluminum, or Transparent Epoxy Finish. Other metal finishes are available with an upcharge. The plush seats are available in any of our graded fabric or COM.

## DALI

### Side Chair

16.5"W x 18.5"D x 34"H -- SH 18"	IN	N	16	2/Lg box
----------------------------------	----	---	----	----------

Shell available in wood or laminate, tapered legs with mixed wood and metal.  
Wood leg available with standard aluminum powdercoated accent.  
Optional powdercoat colors: black or white are available at a \$70 upcharge  
Wood leg and shell available in any of our standard wood finishes.



### Side Chair Padded Seat

16.5"W x 18.5"D x 34"H -- SH-18.5"	IN	N	16	2/Lg box
------------------------------------	----	---	----	----------

Shell with seat pad available in wood or laminate, tapered legs with mixed wood and metal.  
Wood leg available with standard aluminum powdercoated accent.  
Optional powdercoat colors: black or white are available at a \$70 upcharge  
Wood leg and shell available in any of our standard wood finishes.



### Side Chair Upholstered

16.5"W x 18.5"D x 34"H -- SH 18.5"	IN	N	16	2/Lg box
------------------------------------	----	---	----	----------

Fully upholstered shell, tapered legs with mixed wood and metal.  
Wood leg available with standard aluminum powdercoated accent.  
Optional powdercoat colors: black or white are available at a \$70 upcharge  
Wood leg and shell available in any of our standard wood finishes.



# SEATING

## DALI cont.

### Barstool Laminate/Wood



20.5"W x 20.5"D x 42"H SH 30"  
Shell available in wood or laminate, tapered legs with mixed wood and metal.  
Wood leg available with standard aluminum powdercoated accent.  
Optional powdercoat colors: black or white are available at a \$70 upcharge  
Wood leg and shell available in any of our standard wood finishes.

INDOOR/  
OUTDOOR

STACK

WT

PKG

IN

N

19

1/Lg box

### Barstool Upholstered



20.5"W x 20.5"D x 42"H SH 30.5"  
Fully upholstered shell, tapered legs with mixed wood and metal.  
Wood leg available with standard aluminum powdercoated accent.  
Optional powdercoat colors: black or white are available at a \$70 upcharge  
Wood legs available in any of our standard wood finishes.

IN

N

19

1/Lg box

### Barstool Padded Seat

Photo Currently  
Unavailable

20.5"W x 20.5"D x 42"H SH 30"  
Shell with seat pad available in wood or laminate, tapered legs with mixed wood and metal.  
Wood leg available with standard aluminum powdercoated accent.  
Optional powdercoat colors: black or white are available at a \$70 upcharge  
Wood legs available in any of our standard wood finishes.

IN

N

19

1/Lg box

## DAMON

### Side Chair



W-18" D-19.25" H-34.25" SH-19"

IN

N

15# each

2/Lg box

Options: Casters RD01

### Arm Chair



W-21.25" D-21.25" H-34.25" SH-19" AH-25.5"

IN





N

26






1/Lg box

Options: Casters RD01

## SEATING

DEJA		INDOOR/ OUTDOOR	STACK	WT	PKG
<b>Swivel Arm chair With Wood Legs</b> 	W-27" D-27" H-31" SH-17" AH-26"  Available in our selection of graded fabrics, COM or pure wool fabric.  Base is available in Chocolate or Natural Oak	IN	N	36	1/XL box 4/Skid
<b>Swivel Arm chair With Casters</b> 	W-25.5" D-25.5" H-31" SH-18" AH-26"  Available in our selection of graded fabrics, COM or pure wool fabric.	IN	N	40	1/XL box 4/Skid
<b>EDNA</b>					
<b>Arm Chair</b> 	W-22.5" D-22" H-35" SH-19" AH-28"  <b>Options: Casters RD01</b>	IN	N	14	1/Lg box
<b>Side Chair</b> 	W-18.5" D-20" H-35" SH-19"  <b>Options: Casters RD01</b>	IN	N	16	2/Lg box

# SEATING

ELLE		INDOOR/ OUTDOOR	STACK	WT	PKG
Side Chair	W-22" D-22" H-34.5" SH-18.5"	IN	N	24	2/XL box
					
Barstool	W-22" D-22" H-39.5" SH-31"	IN	N	22	1/Lg box
					
EMMA					
SA-113 Arm Chair	W-20.25" D-20" H-31.5" SH-20" Steel Chrome Frame Wood Back.	IN	N	18	1/Lg box
					
SA-114 Arm Chair	W-20.5" D-19.5" H-31.5" SH-19" Steel Chrome. Cutout Wood Back. Upholstered Seat. Minimum order 50 pieces (Palisander Wood Finish Only)	IN	N	20	1/Lg box
					
SAB-114 Barstool	W-22" D-21.25" H-43.25" SH-30.5" Steel Chrome. Cutout Wood Back. Upholstered Seat. Minimum order 50 pieces (Palisander Wood Finish Only)	IN	N	24	1/Lg box
					

# SEATING

## EMMA cont.

### SA-115 Arm Chair



W-20" D-20.5" H-32" SH-18.5"  
Steel Chrome. Wood & Fabric Back. Upholstered Seat  
Minimum order 50 pieces (Palisander Wood Finish Only)

INDOOR/  
OUTDOOR

IN

STACK

N

WT

23

PKG

1/Lg box

### SAB-115 Barstool



W-21.5" D-22.5" H-43.5" SH-30.5"  
Steel Chrome. Wood & Fabric Back. Upholstered Seat  
Minimum order 50 pieces (Palisander Wood Finish Only)

IN

N

26

1/Lg box

### SA-116 Arm Chair



W-21" D-20.5" H-32" SH-18.5"  
Chrome Frame. COM Back.

IN

N

21

1/Lg box

### SAB-116 Barstool



W-21.5" D-22.25" H-43.5" SH-30.5"  
Chrome Frame. COM Back.

IN

N

26

1/Lg box

## SEATING

### FABIAN

#### Arm Chair



W 22.40" D-21.5" H-33" SH-18"-AH 27"  
Monoblock injection molded frame in glass fibre and polypropylene.  
Stacks 8 high. Available in 6 colors.  
Color Options: 22 Anthracite, 65 Beige, 01 White, 04 Red, 61 Taupe  
Minimum Order 4 per color, or multiples of 4

INDOOR/  
OUTDOOR

STACK

WT

PKG

IN/OUT

Y

10

3/Lg box

#### Side Chair



W 18.5" D-22" H-33" SH-18"-  
Monoblock injection molded frame in glass fibre and polypropylene.  
Stacks 8 high. Available in 6 colors.  
Color Options: 22 Anthracite, 65 Beige, 01 White, 04 Red, 61 Taupe  
Minimum Order 4 per color, or multiples of 4

IN/OUT

Y

9

3/Lg box

### FELIX

#### SAB-293 Stk Barstool



W-17.5" D-17.25" H-34.5" SH-30.5"  
Steel & Polypropylene.  
PRICE 1: Chrome frame- Indoor Only, seat height 26"  
PRICE 2: Black and White powdercoat frame, seat height 30"  
Inquire for Colors- Indoor/Outdoor  
Must order in multiples of 4 in same color. Minimum order 4 pieces.

IN/OUT

Y

9

3/Lg box

### FINLEY

#### Barstool with Upholstered Back



W-22.5" D-22" H-40" SH-30.5" SD-18"  
Stainless steel kickplate included

IN

N

20

1/XL box

#### Barstool with Wood Back



W-22.5" D-22" H-41" SH-30.5" SD-18"  
Stainless steel kickplate included

IN

N

20

1/XL box



# SEATING

## FINLEY

### Side Chair

W-21" D-23" H-34" SH-19.5" SD-17.5"

INDOOR/  
OUTDOOR

IN

STACK

N

WT

18

PKG

1/XL box



### Arm Chair

W-21.5" D-23" H-34" SH-19.5" AH-26.5" SD-17.5"

IN

N

16

1/XL box



## FRESCO

### Side Chair

W: 19.5" D: 17" H: 32" SH: 17"  
Made of high quality polypropylene. Stacks 5 high. Grey is our in-stock color but can be ordered in choice of other fun colors .

IN/OUT

Y

8

4/XL box



### Arm Chair

W: 22" D: 17" H: 32" SH: 17"  
Made of high quality polypropylene. Stacks 5 high. Grey is our in-stock color but can be ordered in choice of other fun colors .

IN/OUT

Y

8

4/XL box



## GABY ARM CHAIR

W-21.6" D-20.5" H-36" SH-18" AH-25.5"

IN

N

20

1/Lg box

Yardage: .5 Seat, .5 Back

Options: Casters RD01



# SEATING

GENOA		INDOOR/ OUTDOOR	STACK	WT	PKG
<b>Chair</b> 	W-18.3" D-21.25" H-30.5" SH-18.3" Steamed bentwood in ash. Stacking 4 high	IN	Y	15	1/Lg Box
<b>Arm Chair</b> 	W-24" H-30" SH-19.75" Steamed bentwood in ash. Stacking 4 high	IN	N	18	1/XL Box
<b>Barstool</b> 	W-18.8" D-20" H-34.6" SH-29.5" Steamed bentwood in ash. Stacking 4 high	IN	N	19	1/Lg Box
<b>Lounge</b> 	W-26.75" D-23.6" H-30.3" SH-17" AH-25" Steamed bentwood in ash. Stacking 4 high	IN	N	21	1/XL box - 4/skid

# SEATING

## GROOVY

### Side Chair



W-20.5" D-21" H-32" SH 17"  
Transparent Polypropylene Frame  
Must order in multiples of 22 in same color  
Stacks 10+ high

INDOOR/  
OUTDOOR

STACK

WT

PKG

IN/OUT

Y

9

5/XL box

### Side Chair



W-20.5" D-21" H-32", SH 17"  
Solid Color Polypropylene Frame  
Available Colors: White, Red, Orange  
Must order in multiples of 22 in same color  
Stacks 10+ high

IN/OUT

Y

9

5/XL box

## GUSTAV

### M433 Side Chair



W-17.30" D-21" H-34" SH-18"  
Price is for standard upholstery, for double stitching  
add \$25.00 NET

IN

N

18

2/Lg box

### M435 Side Chair



W-17.30" D-21" H-34" SH-18"  
Price is for stand Hard upholstery, for double  
stitching add \$25.00 NET

IN

N

18

2/Lg box

### M435C Arm Chair



W-22" D-22.5" H-34" SH-18" AH-26"  
Price is for standard upholstery, for double stitching  
add \$25.00 NET

Options: RD01 or RD02 casters

IN

N

22





1/Lg box

## SEATING

### GUSTAV cont.

		INDOOR/ OUTDOOR	STACK	WT	PKG
<b>M438 Side Chair</b>	W-17.30" D-21" H-34" SH-18" Price is for standard upholstery, For double stitching add \$25.00 NET	IN	N	18	2/Lg box
					
<b>M440 Side Chair</b>	W-18" D-21" H-34" SH-18" Price is for standard upholstery, for double stitching add \$25.00 NET	IN	N	18	2/Lg box
					
<b>M441 Barstool</b>	W-16.5" D-19" H-42" SH-30" Price is for standard upholstery, for double stitching add \$25.00 NET	IN	N	18	1/Lg box
					
<b>M468 Barstool</b>	W-17.5" D-20.75" H-42.25" SH-31"	IN	N	17	1/Lg box
					

## SEATING

GUSTAV cont.		INDOOR/ OUTDOOR	STACK	WT	PKG
<b>M468C Arm Chair</b>	W-22" D-22.5" H-34" SH-18" AH-26" Price is for standard upholstery, for double stitching add \$25.00 NET	IN	N	22	1/Lg box
					
<b>M470 Barstool</b>	W-16.5" D-19" H-42" SH-30" Price is for standard upholstery, for double stitching add \$25.00 NET	IN	N	20	1/Lg box
					
<b>HALEY COLLECTION</b>					
<b>Haley Uph Side Chair</b>	W-19" D-21" H-32.25" SH-18.5" Fully upholstered seat and back U Stretcher Added	IN	N	16	1/Lg Bx
					
<b>Haley Uph Barstool</b>	W-18.5" D-19.30" H-43.30" SH-30" Upholstered front and back back. Available in standard wood finishes	IN	N	16	1/Lg Bx
					

# SEATING

## HALEY COLLECTION cont.

### WOB Side Chair

W-19" D-21" H-32.25" SH-18.5"  
Back is upholstered on front with exposed wood back  
U Stretcher Added

INDOOR/  
OUTDOOR

IN

STACK

N

WT

17

PKG

1/Lg Bx



### WOB Barstool

W-18.5" D-19.30" H-43.30" SH-30"  
Back is upholstered on front with exposed wood back.

IN

N

20

1/Lg Bx



## IAN

### M52 Side Chair

W-19.5" D-24" H-32" SH-20"

IN

N

22

2/XL box



### M53 Arm Chair

W-23.25" D-23.5" H-32" SH-18" AH-26.25"

IN

N






29

1/XL box

Options: RD01 or RD02 casters



# SEATING

IZZY		INDOOR/ OUTDOOR	STACK	WT	PKG
<b>Chair</b>	W-21" D-21" H-32" SH-19.5" SD-19"	IN	N	17	1/Reg box
	Tubular steel frame with a tough powder coated black or white finish. Other frame colors are available at additional cost.				
<b>Barstool</b>	W-20" D-21" H-42.25" SH-31" SD-18"	IN	N	19	1/Reg box
	Tubular steel frame with a tough powder coated black or white finish. Other frame colors are available at additional cost.				
IVAR		INDOOR/ OUTDOOR	STACK	WT	PKG
<b>Side Chair</b>	W-22" D-22" H-34.5" SH-19" SD-17" w/stretchers	IN	Y	15.5	2/Lg box
					
<b>Arm Chair</b>	W-23" D-23.25" H-34.25" SH-19.5" AH-26"	IN	N	20	1/LG box
					
<b>Barstool</b>	W-18.5" D-21.25" H-42.5" SH-31" SD-17.5"	IN	N	20	1/Lg box
					

# SEATING

JENNIFER		INDOOR/ OUTDOOR	STACK	WT	PKG
<b>SA-500 Stk Banquet Chair</b> 	W-17" D-22.5" H-36" SH-18"	IN	Y	16	2/Lg box
	Aluminum Banquet Chair. Upholstered Seat & Back. Minimum Order: 125 Pieces				
<b>SA-502 Stk Banquet Chair</b> 	W-17" D-22.5" H-36.25" SH-18"	IN	Y	17	2/XL box
	Aluminum Banquet Chair with flex back. Upholstered seat & back. Minimum Order: 125 Pieces				
<b>SA-503 Banquet Chair</b> 	W-17" D-22.5" H-36" SH-18"	IN	Y	16	2/Lg box
	Aluminum Banquet Chair. Upholstered seat & back. Minimum Order: 125 Pieces -- Wood Grain Powdercoat Finish 15% Upcharge -- Stacks 6 high				
<b>SA-504 Banquet Chair</b> 	W-19" D-24" H-37.5" SH-18.5"	IN	Y	17	2/XL box
	Aluminum Banquet Chair. Upholstered seat & back. Minimum Order: 125 Pieces Stacks 6 high -- Wood Grain Powdercoat Finish 15% Upcharge --				
<b>SA-505 Banquet Chair</b> 	W-20" D-24" H-37" SH-19"	IN	Y	17	2/Lg box
	Aluminum Banquet Chair. Upholstered seat & back. Caster option: RD06. RD-06 front casters with brakes can be added. Minimum Order: 125 Pieces Stacks 6 high -- Wood Grain Powdercoat Finish 15% Upcharge --				



# SEATING

## JENNIFER cont.

### SA-506AL Banquet Chair



W-24" D-24" H-37" SH-18.75"

Aluminum Banquet Chair W/Casters on Front Legs.  
Upholstered seat & back. Stacks 4 high.  
Minimum Order: 125 Pieces  
-- Wood Grain Powdercoat Finish 15% Upcharge --

INDOOR/  
OUTDOOR

STACK

WT

PKG

IN

Y

21

1/Lg box

### SA-507 Banquet Chair



W-17.5" D-23.75" H-34" SH-18.5"

Aluminum Banquet Chair. Upholstered seat & back.  
Caster option: RD06. RD-06 front casters with brakes can be added.  
Minimum Order: 125 pieces  
-- Wood Grain Powdercoat Finish 15% Upcharge --

IN

Y

21

2/XL Box

### SA-508AL Banquet Chair



W-24.25" D-26.25" H-39" SH-19"

Aluminum Banquet Chair W/Casters on Front Legs.  
Upholstered seat & back. Stacks 4 high.  
RD-06 front casters with brakes can be added.  
Minimum Order: 125 pieces  
-- Wood Grain Powdercoat Finish 15% Upcharge --

IN

Y

21

1/Lg box

### SA-509 Banquet Chair



W-18.5" D-21.25" H-38" SH-18"

Aluminum Banquet Chair with flex back. Upholstered seat & back.  
Minimum Order: 125 pieces

IN

Y

21

2/Lg box

### SA-510 Banquet Chair



W-19" D-22.5" H-35.5" SH-18.5"

Aluminum Banquet Chair with flex back. Upholstered seat & back.  
Minimum Order: 125 pieces  
Add 15% for wood grain metal finish.  
Options: Metal finishes and graded fabric  
Caster option: RD06. RD-06 front casters with brakes can be added.  
Back: 0.6 yd, Seat: 0.5





IN

Y

16

2/Lg box

# SEATING

JENNIFER cont.		INDOOR/ OUTDOOR	STACK	WT	PKG
<b>SA-511 Banquet Chair</b> 	W-18.5" D-24" H-37.5" SH-18" Our elegant banquet chair SA-511 has a flex back 12-gauge aluminum frame. Various Metal Colors are available. Yds Back: 0.6, Seat:0.5 Minimum order: 125 chairs Stacks 10-12 high -- Wood Grain Powdercoat Finish 15% Upcharge --	IN	Y	17	1/Lg box
<b>SA-512 Banquet Chair</b> 	W-18" D-23" H-35 SH-18" Our elegant banquet chair SA-512 has a fully upholstered back 12-gauge aluminum frame. Various Metal Colors are available. Caster option: RD06 Yds Back: 0.6, Seat:0.5 Minimum order: 125 chairs	IN	Y	17	2/Lg box
<b>SA-513-ST Banquet Chair</b> 	W-17.5" D-21" H-37.5" SH-19" Stacking steel frame (stacks 10 for convenient storage) Metal is available in various powder coated colors RD-06 front casters with brakes can be added. Minimum order: 200 chairs	IN	Y	15	2/Lg box
<b>SA-514-ST Banquet Chair</b> 	W-17" D-21" H-36.5" SH-19" Stacking steel frame (stacks 10 for convenient storage) Metal is available in various powder coated colors Minimum order: 200 chairs	IN	Y	14	2/Lg box
<b>JENSEN</b>					
<b>950 Chair</b> 	W-23.5" D-21.5" H-31" SH-17" Includes Stretchers	IN	N	15	1/LG box

# SEATING

## JENSEN CONT.

### 950C Arm Chair



W-23.5" D-21.5" H-31" SH-17" AH-27"

Includes Stretchers

INDOOR/  
OUTDOOR

STACK

WT

PKG

IN

N

20

1/LG box

### 954 Chair



W-23.5" D-21.5" H-31" SH-17"

Includes Stretchers

IN

N

15

1/LG box

### 954C Arm Chair



W-23.5" D-21.5" H-31" SH-17" AH-27"

Includes Stretchers

IN

N

20

1/ Lg box

### Lounge M956



W- 26.5" D- 24" H- 27.5" SH- 17" AH- 24"

IN

N

18

1/XL box  
4/skid

### Barstool M959



W - 20.5" D - 21" H - 40.5" SH - 31"

IN

N

18

1/Lg box

## JOYCE

### Arm Chair



W-22" D-21" H-31" SH-18"-AH 27"

Monoblock injection molded frame in glass fibre and polypropylene. Stacks 7 high. Available in 8 colors. Color Options: 01 White, 04 Red, 09 Black, 17 Warm Grey, 22 Anthracite, 61 Taupe, 70 Aqua Blue, 72 Orange. Must order in multiples of 4 in the same color

IN/OUT

Y

10

3/Lg box

## SEATING

### JOYCE CONT.

#### Chair



W 19" D-21" H-31" SH-18"

Monoblock injection molded frame in glass fibre and polypropylene. Stacks 7 high. Available in 8 colors. Color Options: 01 White, 04 Red, 09 Black 17 Warm Grey, 22 Anthracite, 61 Taupe, 70 Aqua Blue, 72 Orange. Must order in multiples of 4 in the same color

INDOOR/  
OUTDOOR

IN/OUT

STACK

Y

WT

9

PKG

3/Lg box

### JULIET

#### Side Chair



W-20" D-23" H-30.75" SH-18.5" SD-17"

Frames are made of tubular steel finished in black powder coat. Additional RAL finishes available at an upcharge upon request

IN

N

15

1/Lg box

#### Barstool



W-20" D-22.75" H- 39.75" SH- 30.5" SD-17"

Frames are made of tubular steel finished in black powder coat. Additional RAL finishes available at an upcharge upon request





IN

N





19

1/Lg Box

# SEATING

KALI		INDOOR/ OUTDOOR	STACK	WT	PKG
<b>Side Chair</b> 	17" W x 19" D x 32.25" H 18"SH Molded tecnopolymer frame ONLY available in these color combinations: white/white, white/tan, white/grey, white/lime, white/sky blue, tan/tan, tan/ivory, grey/grey, grey/charcoal, grey/burgandy **no custom color combinations** Please note: the first color listed is frame color, the second color is the seat/back Must order in multiples of 4 in same color. Minimum order 4 pieces. Stack 5 high.	IN/OUT	Y	10	2/Lg box
<b>Arm Chair</b> 	22.25" W x 19" D x 32.25" H 18"SH 26"Ah Molded tecnopolymer frame ONLY available in these color combinations: white/white, white/tan, white/grey, white/lime, white/sky blue, tan/tan, tan/ivory, grey/grey, grey/charcoal, grey/burgandy **no custom color combinations** Please note: the first color listed is frame color, the second color is the seat/back Must order in multiples of 4 in same color. Minimum order 4 pieces..	IN/OUT	Y	11	2/Lg box
<b>Barstool</b> 	17" W x 20.5" D x 44" H 29.5"SH Molded tecnopolymer frame ONLY available in these color combinations: white/white, white/tan, white/grey, white/lime, white/sky blue, tan/tan, tan/ivory, grey/grey, grey/charcoal, grey/burgandy **no custom color combinations** Please note: the first color listed is frame color, the second color is the seat/back Must order in multiples of 4 in same color. Minimum order 4 pieces.	IN/OUT	N	16	1/Lg box
<b>Barstool Arms</b> 	22.25" W x 20.5" D x 44" H 29.5"SH 37.5"AH Molded tecnopolymer frame ONLY available in these color combinations: white/white, white/tan, white/grey, white/lime, white/sky blue, tan/tan, tan/ivory, grey/grey, grey/charcoal, grey/burgandy **no custom color combinations** Please note: the first color listed is frame color, the second color is the seat/back Must order in multiples of 4 in same color. Minimum order 4 pieces.	IN/OUT	N	16	1/Lg box

# SEATING

KATE		INDOOR/ OUTDOOR	STACK	WT	PKG
<b>T-25 Side Chair</b>	Wood Frame. Upholstered Seat and Back. W-18.5" D-23" H-35" SH-19" (2 Different Fabrics - .75 yd per 2 Seats - .5 yd per 2 Backs)	IN	N	9	2/Lg box
					
<b>T-25B Side Chair</b>	Wood Frame. Upholstered Seat and Back. W-16" D-16" H-33" SH-18" (2 Different Fabrics - .75 yd per 2 Seats - .5 yd per 2 Backs)	IN	N	10	2/Lg box
					
<b>T-26 Arm Chair</b>	Wood Frame. Upholstered seat & back. W-22" D-23" H-35" SH-18.5" AH-28"	IN	N	12	1/Lg box
					
<b>KIKI</b>					
<b>Side Chair</b>	W-17.15" D-20.5" H-32.25" SH-18.5" w/stretchers	IN	Y	15.5	2/Lg box
					
<b>Barstool</b>	W-17.25 D-20.5" H-42.5" SH -31" SD-17.5" w/stretchers	IN	Y	16	1/Lg box
					

# SEATING

## LARSEN

### 4-Leg W Arm Chair

23" W x 23" D x 30" H SH 18.5" AH 24.5" SD 18"  
Wood legs, fully upholstered seat

INDOOR/  
OUTDOOR

STACK

WT

PKG

IN

N

17

1/Lg box



### Sled Base R Arm Chair

24.5" W x 24.5" D x 30" H SH 18.5" AH 24.5" SD 18"  
Metal base, fully upholstered seat

IN

N

21

1/Lg box



### Swivel Base T Arm Chair

23" W x 23" D x 30" H SH 18.5" AH 24.5" SD 18"  
Metal base, fully upholstered seat

IN

N

43

1/Lg box



### 4-Leg W Barstool

24.5" W x 26" D x 40" H SH 30" AH 36" SD 18"  
Wood legs, fully upholstered seat

IN

N

22

1/XL box



## SEATING

### LARSEN cont.

#### Sled Base R Barstool

24.5" W x 27" D x 40" H SH 30" AH 36" SD 18"  
Metal sled base, fully upholstered seat

INDOOR/  
OUTDOOR

STACK

WT

PKG

IN

N

24

1/XL box



#### Swivel Base T Barstool

24.5" W x 27" D x 40" H SH 30" AH 36" SD 18"  
Metal swivel base, fully upholstered seat

IN

N

46

1/Lg box



### LILIAN

#### SA-381 Side Chair

W-19.25" D-22" H-34" SH-18.5"

IN

N

19

1/Lg box



#### SA-379 Arm Chair

W-24" D-20" H-33.5" SH-18"

IN

N

19

1/XL box

**Option:** RD02 Casters for \$89 LIST



#### SAB-378 Barstool

W-19" D-19" H-42" SH-31.5"

IN

N

15

1 Lg box









# SEATING

LILITH		INDOOR/ OUTDOOR	STACK	WT	PKG
<b>Side Chair</b>	W-23" D-22" H-30" SH-18" Must order in multiples of 4 in same color. Minimum order 4 pieces, stackable. Choice of colors: White, Black, Indigo, Grey, Bordeaux, Lime or Mineral Grey.	IN/OUT	Y	33.5	2/XL box
					
<b>Arm Chair</b>	W-24" D-22" H-31" SH-18" Must order in multiples of 4 in same color. Minimum order 4 pieces, stackable. Choice of colors: White, Black, Indigo, Grey, Bordeaux, Lime or Mineral Grey.	IN/OUT	Y	35	2/XL box
					
<b>Lounge Chair</b>	W-28" D-22" H-39" AH-24" SH-16" Must order in multiples of 2 in same color. Minimum order 2 pieces, stackable. Choice of colors: White, Black, Indigo, Grey, Bordeaux, Lime or Mineral Grey.	IN/OUT	Y	30.5	1 XL box
					
<b>Barstool</b>	W-28" D-22" H-39" AH-24" SH-16" Must order in multiples of 4 in same color. Minimum order 4 pieces. Stackable up to 4 pieces. Choice of colors: White, Black, Indigo, Grey, Bordeaux, Lime, or Mineral Grey.	IN/OUT	Y	30.5	1 XL box
					
<b>Lilith Fat Seat Cushion</b>	Seat cushion for Lilith chairs and armchairs, suitable for outdoor use. Available in Linen, Dark Grey, Lime Green, Dark Blue, or Bright Blue. Must order in multiples of 4 in same color. Minimum order 4 pieces.	IN/OUT	Y	1	
					
<b>Lilith Fat Seat &amp; Back Cushion</b>	Seat-back cushion for Lilith chairs and armchairs, suitable for outdoor use. Available in Linen, Dark Grey, Lime Green, Dark Blue, or Bright Blue. Must order in multiples of 4 in same color. Minimum order 4 pieces.	IN/OUT	Y	1.5	
					
<b>Lilith Lounge Fat Seat &amp; Back Cushion</b>	Seat-back cushion for Lilith Lounge, suitable for outdoor use. Available in Linen, Dark Grey, Lime Green, Dark Blue, or Bright Blue. Must order in multiples of 2 in same color. Minimum order 2 pieces.	IN/OUT	Y	2.5	
					
<b>Lilith Barstool Seat Cushion</b>	Seat cushion for Lilith Barstool, suitable for outdoor use. Available in Linen, Dark Grey, Lime Green, Dark Blue, or Bright Blue. Must order in multiples of 4 in same color. Minimum order 4 pieces.	IN/OUT	Y	2.5	
					

# SEATING

LINDA		INDOOR/ OUTDOOR	STACK	WT	PKG
<b>CL-30 Side Chair</b>	W-18.25" D-25" H-42.25" SH-18.5" Wood Frame With Stretchers. Upholstery 1 yd. back, .8 yd seat	IN	N	16	2/Lg box
					
<b>CL-49 Side Chair</b>	W-19" D-24" H-38.5" SH-18.5" Wood Frame With Stretchers.	IN	N	16	2/Lg box
					
<b>CL-58 Side Chair</b>	W-18.25" D-24" H-31.75" SH 19.5" Wood Frame. Upholstered seat & back.	IN	N	15	2/Lg box
					
LOTUS P					
<b>Side Chair</b>	W-17.25" D-20.5" H-33" SH-18"  Lotus is made with a white powder coated standard finish. Instock frames can be powder coated black, or any RAL color for an additional cost. Chrome or Black available at no additional cost, but may have a longer lead time. Upholstered seat, wood back. Nailheads around seat available at additional \$40.	IN	N	16	2/Lg box
					
<b>Barstool</b>	19" W x 20.5" D x 41.5" H SH 30.5"  Lotus is made with a white powder coated standard finish. Instock frames can be powder coated black, or any RAL color for an additional cost. Chrome or Black available at no additional cost, but may have a longer lead time. Upholstered seat, wood back. Nailheads around seat available at additional \$40.	IN	N	19	1/Lg box
					

# SEATING

## LOTUS P cont.

### Backless Barstool



18" W x 17.5" D x 31" H SH 31"

Lotus is available in Green, Black & Silver powdercoat frame with upholstered seat. Upholstered seat, wood back. Nailheads around seat available at additional \$40.

INDOOR/  
OUTDOOR

IN

STACK

N

WT

15

PKG

1/Lg box

## LOTUS S

### Side Chair



W-17.25" D-20.5" H-33" SH-18"

Lotus is available in Green, Black & Silver powdercoat frame with upholstered seat. Upholstered seat, wood back. Nailheads around seat available at additional \$40.

IN

N

17

2/Lg Box

### Barstool



19" W x 20.5" D x 41.5" H SH 30.5"

Lotus is made with a white powder coated standard finish. Instock frames can be powder coated black, or any RAL color for an additional cost. Chrome or Black available at no additional cost, but may have a longer lead time. Upholstered seat, wood back. Nailheads around seat available at additional \$40.

IN

N

19

1/Lg Box

## LOTUS S VINTAGE

### Side Chair



W-17.5" D-20.5" H-33" SH-18"

The Lotus Vintage finish has an old world look. The legs are rusted and then covered in a transparent powder coat so that the rust is visible. The wood back is distressed. The seat is available in wood or with fabric COM, or our graded program For standard Lotus finishes please view the other Lotus collection on line. Nailheads around seat available at additional \$40.

IN

N

17

2/Lg Box

### Barstool



19" W x 20.5" D x 41.5" H SH 30.5"

The Lotus Vintage finish has an old world look. The legs are rusted and then covered in a transparent powder coat so that the rust is visible. The wood back is distressed. The seat is available in wood or with fabric COM, or our graded program For standard Lotus finishes please view the other Lotus collection on line. Nailheads around seat available at additional \$40.

IN

N

19

1/Lg Box

# SEATING

## LOTUS P VINTAGE

### Side Chair



W-17.5" D-20.5" H-33" SH-18"

INDOOR/  
OUTDOOR

IN

STACK

N

WT

17

PKG

2/Lg Box

The Lotus Vintage finish has an old world look. The legs are rusted and then covered in a transparent powder coat so that the rust is visible. The wood back is distressed. The seat is available in wood or with fabric COM, or our graded program For standard Lotus finishes please view the other Lotus collection on line. Nailheads around seat available at additional \$40.

### Barstool



19" W x 20.5" D x 41.5" H SH 30.5"

IN

N

19

1/Lg Box

The Lotus Vintage finish has an old world look. The legs are rusted and then covered in a transparent powder coat so that the rust is visible. The wood back is distressed. The seat is available in wood or with fabric COM, or our graded program For standard Lotus finishes please view the other Lotus collection on line. Nailheads around seat available at additional \$40.

### Backless Vintage Barstool



18" W x 17.5" D x 31" H SH 31

IN

N

15

1/Lg Box

Nailheads around seat available at additional \$40.

## LUNA

### Side Chair



W 17" D 17" H 32" SH 18" SD 20"

IN

Y

13

4/XL box

A techno-polymer seat with wire steel stackable frame.  
Your choice of chrome or painted wire sled base frame  
Optional add-ons: Felt glides, linking glides, & chair cart  
Frame Color Options: Chrome, White, Black, Mineral Gray, Pearl Gray, Brick, Lime, and Pale Blue  
Shell Color Options: White, Black, Mineral Gray, Pearl Gray, Brick, Lime, and Pale Blue  
Stacks up to 20 chairs

### Arm Chair



W 22" D 17" H 32" SH 18" AH 26" SD 20"

IN

Y

16

4/XL box

A techno-polymer seat with wire steel stackable frame. Your choice of chrome or painted wire sled base frame  
Optional add-ons: Felt glides, linking glides, chair cart, tablet cart, & removable anti-panic tablet  
Frame Color Options: Chrome, White, Black, Mineral Gray, Pearl Gray, Brick, Lime, and Pale Blue  
Shell/Arm Color Options: White, Black, Mineral Gray, Pearl Gray, Brick, Lime, and Pale Blue.  
Tablet color: Gray Stacks up to 20 chairs

# SEATING

## LUNA CONT.

		INDOOR/ OUTDOOR	STACK	WT	PKG
--	--	--------------------	-------	----	-----

<b>Barstool</b>	W 17" D 17" H 32" SH 18" SD 20"	IN/OUT	Y	21	2/XL box
-----------------	---------------------------------	--------	---	----	----------



A techno-polymer seat with wire steel stackable frame. Your choice of chrome or painted wire sled base frame. Optional add-ons: Felt glides  
 Frame Color Options: Chrome, White, Black, Mineral Gray, Pearl Gray, Brick, Lime, and Pale Blue  
 Shell Color Options: White, Black, Mineral Gray, Pearl Gray, Brick, Lime, and Pale Blue  
 Stacks up to 8 barstools

### Luna Add-Ons



Chair Cart - W 33" D 24.5" H 29"  
 Painted black metal cart with handle for stacking chairs. Heavy duty casters with brakes. Stackable on cart 50 pcs



Tablet Cart - W 39.5" D 18" H 44"  
 Chrome metal cart with handle for stacking chairs. Heavy duty casters with brakes. Stackable on cart 24 pcs



Cushion  
 Narrow  
 Wide



Glides  
 Felt  
 Linking

## MALIBU

		INDOOR/ OUTDOOR	STACK	WT	PKG
--	--	--------------------	-------	----	-----

<b>Side Chair</b>	W 19" D 21.25" H 32.25" SH 17"	IN/OUT	Y	17	3/Lg box
-------------------	--------------------------------	--------	---	----	----------



PVC seat and back in Poly Teak powdercoated aluminum frame

Stacks 8-10 chairs

### Arm Chair

W 21.25" D 21.25" H 32.25" SH 17" AH 25"	IN/OUT	Y	17	3/Lg box
--	--------	---	----	----------



PVC seat and back in Poly Teak with powdercoated aluminum frame

Stacks 8-10 chairs

### Stool

W 15" D 15" H 30"	IN/OUT	N	10	2/ Sm box
-------------------	--------	---	----	-----------



PVC seat and back in Poly Teak with powdercoated aluminum frame

## SEATING

### MARCEL

#### 439C Side Chair



W-18.5" D-21" H-33" SH-18"  
Available with wood or upholstered seat

INDOOR/  
OUTDOOR

IN

STACK

N

WT

15

PKG

2/Lg box

#### 439D Side Chair



W-18" D-21" H-33" SH-18.5"  
Upholstered seat & back.

IN

N

14

2/Lg box

#### 439E Side Chair



W-18" D-21" H-33" SH-19"  
Wood back, upholstered seat

IN

N

15

2/Lg box

### MARY

#### CH Side Chair



W-18" D-20" H-33" SH-18"  
W/Stretchers

IN

N

13

2/Lg box

#### Barstool



W-17.5" D-20" H-41.5" SH-30"

IN

N

16

1/Lg box

# SEATING

## MELANIE

### SA-300 Side Chair

W-23" D-22.5" H-32" SH-18.5"  
(2 Different Fabrics - .75 yd per 2 Seats - .5 yd per 2 Backs)

INDOOR/  
OUTDOOR  
IN

STACK  
N

WT  
19

PKG  
2/XL box



### SA-301 ALW Arm Chair

W-22.5" D-23" H-32" SH-19.25" AH-26"  
In-line wheels on front legs option  
\*Express ship - RD01 Caster Option ONLY - If caster is added, we need to increase the thickness of the leg

IN

N

20

1/Lg box



## MONTICELLO

### Side Chair

W-20" D-21.6" H-32" SH-18.5"

IN

N

24

2/XL box



### Lounge

W-23" D-23" H-32" SH-18.5"

IN

N

22

1/XL box



### Barstool

W-20.5" D-19.25" H-40.5" SH-30.5"

IN

N

22

1/L box



## SEATING

### NEMO AIR

		INDOOR/ OUTDOOR	STACK	WT	PKG
--	--	--------------------	-------	----	-----

<b>Chair</b>	W-20.5" D-21 5/8" H-31 7/8" SH-17.75" "	IN/OUT	Y	19	2/Lg box
--------------	---	--------	---	----	----------



Zinc coated tubular steel 1" and metal mesh shell. Easy to maintain.  
Must order in multiples of 4 in same color. Minimum order 4 pieces.

### Arm Chair

W-22 13/16" D-21 5/8" H-31 7/8" SH-17.75"	IN/OUT	Y	21	2/Lg box
---	--------	---	----	----------



Zinc coated tubular steel 1" and metal mesh shell. Easy to maintain.  
Must order in multiples of 4 in same color. Minimum order 4 pieces.

### Barstool

W-21.25" D-23" H-29.5"	IN/OUT	Y	21	1/Lg box
------------------------	--------	---	----	----------



Zinc coated tubular steel 1" and metal mesh shell. Easy to maintain.  
Must order in multiples of 2 in same color. Minimum order 2 pieces.

### NORA

<b>Stacking Chair</b>	W-22.5" D-19.5" H-41.25" SH-18.5"	IN	Y	18	1/Lg Box
-----------------------	-----------------------------------	----	---	----	----------



### Stacking Arm Chair

W-22.5" D-19.5" H-41.25" SH-18.5" AH-27"	IN	Y	22	1/Lg Box
--	----	---	----	----------





## SEATING

### OLIVIA

#### Side Chair



W-20.5" D-21.75" H-31" SH-17.75"

Techno-polymer injection-molded frame with mesh seat and back for increased function in outdoor settings. Must order in multiples of 4 in same color. Minimum order 4 pieces.

INDOOR/  
OUTDOOR

IN/OUT

STACK

Y

WT

9

PKG

3/Lg box

#### Arm Chair



W-23.25" D-21.75" H-31" SH-17.75" AH-26"

Techno-polymer injection-molded frame with mesh seat and back for increased function in outdoor settings. Must order in multiples of 4 in same color. Minimum order 4 pieces.

IN/OUT

Y

10

3/Lg box

#### Barstool



W-19" D-18.5" H-36" SH-26" Foot Rest-9"

Techno-polymer injection-molded frame with mesh seat and back for increased function in outdoor settings. Must order in multiples of 4 in same color. Minimum order 4 pieces.

IN/OUT

Y

12

3/Lg box

#### Barstool



W-19" D-18.5" H-40" SH-31" Foot Rest-13"

Techno-polymer injection-molded frame with mesh seat and back for increased function in outdoor settings. Must order in multiples of 4 in same color. Minimum order 4 pieces.

IN/OUT

Y

3/Lg box

# SEATING

OAR		INDOOR/ OUTDOOR	STACK	WT	PKG
Arm Chair	W-25.5" D-25.5" H-33" SH-18.5" AH-25.5" SD-17"	IN	N	20	1/XL box



## PERLA

Perla Chair M932 WUU	W-18.5" D-18" H-33" SH-18.5" Stained Outside Wood Back Tufted Upholstery	IN	N	17	1/Lg box
----------------------	--	----	---	----	----------



Perla Lounge Chair M935 WUU	W-26" D-26" H-29.5" SH-17 1/2" Stained Outside Wood Back Tufted Upholstery	IN	N	23	1/XXL Box 2/skid
-----------------------------	--	----	---	----	---------------------



Perla Barstool M934 WUU	W-18.5" D-18" H-43" SH-30" Stained Outside Wood Back Tufted Upholstery	IN	N	19	1/Lg box
-------------------------	--	----	---	----	----------



Perla Chair M932 ST	W-18.5" D-18" H-33" SH-18.5" Fully Upholstered Back	IN	N	17	1/Lg box
---------------------	--	----	---	----	----------



## SEATING

### PERLA cont.

#### Perla Lounge Chair M935 ST

W-26" D-26" H-29.5" SH-17.5"  
Fully Upholstered Back

INDOOR/  
OUTDOOR

STACK

WT

PKG

IN

N

23

1/XXL Box



#### Perla Barstool M934 ST

W-18.5" D-18" H-43" SH-30"  
Fully Upholstered Back

IN

N

19

1/Lg box



### PUB CHAIRS

#### Pub TB-08 Barstool

Wood Frame. W21.25" D19" H44" SH31.5" AH41.5"

IN

N

18

1/Lg box



#### Pub TB-22 Backless Stool

Wood Stool W-14.5" D-14.5" H-31.5"

IN

N

8

2/Sm box



#### Pub TB-24 Barstool

Wood Barstool. W-17.5" D-19" H-43" SH-30.25"

IN







N

11

1/sm box



# SEATING

PUB CHAIRS CONT.		INDOOR/ OUTDOOR	STACK	WT	PKG
<b>Pub TB-30 Barstool</b>	Wood Frame with Wood Veneer Seat. W-18" D-18.5" H-42" SH-30"	IN	N	11	1/Sm box
					
<b>Pub TB-43 Barstool</b>	Wood Frame. W21.25" D19" H44" SH31.5" AH41.5"	IN	N	18	1/Lg box
					
<b>Pub TB-44 Barstool</b>	W-17" D-17.5" H-46" SH-30" Wood frame, upholstered seat and woven cane back.	IN	N	14	1/Sm box
					
<b>Pub T-06 Side Chair</b>	Wood Frame. W-18" D-18.75" H-31" SH-18.5"	IN	N	13	2/Lg box
					
<b>Pub T-07 Arm Chair</b>	Wood Frame. W-20" D-18.25" H-31" AH-28.5"	IN	N	13	2/Lg box
					
<b>Pub T-24 Side Chair</b>	Wood Chair. W-17.5" D-20.25" H-34" SH-18.25"	IN	N	8	2/Lg box
					

# SEATING

## PUB CHAIRS CONT.

		INDOOR/ OUTDOOR	STACK	WT	PKG
<b>Pub T-29 Side Chair</b>	Wood Frame with Wood Veneer Seat. W-17.75" D-20" H-35.5" SH-18"	IN	N	8	2/Lg box
					
<b>Pub T-30 Side Chair</b>	Wood Frame with Wood Veneer Seat. W-18" D-19" H-32.25" SH-18" SW-15.6"	IN	N	8	2/Lg box
					
<b>Pub T-31 Side Chair</b>	Wood Frame with Wood Veneer Seat or Upholstered Seat. W-16" D-20.5" H-34.75" SH-18.5"	IN	N	8	2/Lg box
					
<b>Pub T-41 Side Chair</b>	Wood Frame. W-18" D-18.75" H-31" SH-18.5"	IN	N	13	2/Lg box
					
<b>Pub T-42 Arm Chair</b>	Wood Frame. W-19.5" D-18" H-31.5" AH-28.5"	IN	N	13	2/Lg box
					
<b>Pub T-44 Side Chair</b>	W-17" x D-17.75" x H-34" SH -18.5" Wood frame, upholstered seat and woven cane back.	IN	N	12	2/Lg box
					

## SEATING

### PUB CHAIRS CONT.

#### Pub T-45 Arm Chair



W-21" D-17.5" H-34" AH-27.5" SH-18"  
Wood frame, upholstered seat and woven cane back.

INDOOR/  
OUTDOOR

IN

STACK

N

WT

11

PKG

1/Lg box

#### Pub T-46 Side Chair



W 15.5" D 16" H 34.25" SH 18"  
Wood frame, upholstered seat and woven cane back.

IN

N

10

2/Lg box

#### Pub T-47 Arm Chair



W-18" D-18" H-34.25" AH-26" SH-18"  
Wood frame, upholstered seat and woven cane back

IN

N

12

1/Lg box

#### Pub T-48 Arm Chair



W 19" D 19" H 30" SH 18" AH 27"  
Durable steam bent beech wood. The back is available upholstered or open. Available in our graded fabric or COM and standard wood finishes.

IN

N

9

1/Lg box

## SEATING

### SA-341 STK

#### Banquet Chair

W-18" D-22.5" H-37" SH-18"

INDOOR/  
OUTDOOR

STACK

WT

PKG

IN

Y

15

2/Lg box



Minimum 125 Pieces

### SA-3482 STK

#### Banquet Chair

W-18" D-20" H-38" SH-18"

IN

Y

16

2/XL box



12 Gauge Alum Frame. Dark Walnut P/C. Uph Outside Back.  
Upholstered seat & back.  
Caster option: RD06. RD-06 front casters with brakes can be added.  
Minimum Order: 125 pcs  
-- Wood Grain Powdercoat Finish 15% Upcharge --

### SA-349 STK

#### Banquet Chair

W-17" D-22.5" H-36.5" SH-18"

IN

Y

16

2/Lg box



Aluminum Banquet Chair. Upholstered Seat & Back.  
Minimum Order: 125 pieces  
-- Wood Grain Powdercoat Finish 15% Upcharge --

# SEATING

## SA-350 STK

INDOOR/  
OUTDOOR

STACK

WT

PKG

### Banquet Chair

W-20.5" D-20.5" H-38.5" SH-18"

IN

Y

16

2/XL box



Aluminum Banquet Chair. Upholstered seat & back.  
Minimum Order: 125 pieces  
-- Wood Grain Powdercoat Finish 15% Upcharge --

## SA-354

### Cart



W-15.5" D-24.5" H-47"

IN

N

48lbs.

XL Box

Cart works for all Jennifer banquet chairs.

Box dimensions  
32 x 25 x 49

## SOFIA

### Chair



W-19" D-20.5" H-35" SH-18"

IN

Y

18

2/Lg box

COM with ladder back and side stretchers  
Stacks 4 High  
**Options: Casters RD01**

### Arm Chair



W-22" D-21.25" H-35" SH-18" AH-25.6"

IN

Y





21

1/XLg box

OM with ladder back  
Stacks 4 High  
**Options: Casters RD01**



## SEATING

STAR		INDOOR/ OUTDOOR	STACK	WT	PKG
Chair	 <p>W-20" D-22.60" H-33" SH 17.5" Made of high quality polypropylene. Stacks up to 5. Available in white, green, orange, anthracite, dove-grey, blue, brown mustard and green apple Minimum Order 5 per color, or multiples of 5</p>	IN/OUT	Y	9	2/Lg box
Arm Chair	 <p>W-20" D-22.6" H-33" SH 17.5" AH- 27" Made of high quality polypropylene. Stacks up to 5. Available in white, green, orange, anthracite, dove-grey, blue, brown mustard and green apple Minimum Order 5 per color, or multiples of 5</p>	IN/OUT	Y	9	2/Lg box
Barstool	 <p>W-20" D-21.5" H-41.33" SH-30" Made of high quality polypropylene. Stacks up to 5. Available in white, green, orange, anthracite, dove-grey, blue, brown mustard and green apple Minimum Order 4 per color, or multiples of 4</p>	IN/OUT	Y	11	1/sm box
STELLA					
Vintage Chair	 <p>W-15" D-15" H-32" SH-18" The Stella chair comes in a distress finish called Vintage and is also available in Standard finishes. The vintage finish is showing as per photo. The wood seat is available as a padded seat. Stella chair stacks 12 Supports a 330 lb weight.</p>	IN	Y	12	2/sm box

## SEATING

### TRENT

#### Chair



W-22" D-20" H-31.5" SH-18"

4 LEGGED FRAME

COLORS-RED-WHITE-BLACK-YELLOW-GREY

The techno-polymer shell with painted metal frame is available in a variety of colors and suitable for both, indoor and outdoor seating venues.

Stacks 6 high. Must order in multiples of 4 in same color. Minimum order 4 pieces.

INDOOR/  
OUTDOOR

IN/OUT

STACK

Y

WT

12

PKG

3/Lg box

#### Arm Chair



W-24.5" D-20" H-31.5"

COLORS-RED-WHITE-BLACK-YELLOW-GREY

The techno-polymer shell with painted metal frame is available in a variety of colors and suitable for both, indoor and outdoor seating venues.

Stacks 6 high. Must order in multiples of 2 in same color. Minimum order 2 pieces.

IN/OUT

Y

12

2/Lg box

#### Sled Base Chair



W-21" D-22" H-31.5"

COLORS-RED-WHITE-BLACK-YELLOW-GREY

The techno-polymer shell with painted metal frame is available in a variety of colors and suitable for both, indoor and outdoor seating venues.

Stacks 6 high. Must order in multiples of 4 in same color. Minimum order 4 pieces.

IN/OUT

Y

12

3/Lg box

### UPTOWN

#### Side Chair



W-17.5" D-22" H-32" SH-17.75" SD-16.5"

High quality Polypropylene. Suitable for indoor or outdoor use.

Must order in multiples of 5 (same color) - Stacks 6 high

Six color options: White, Anthracite, Dove Grey, Nu Green, Ochre and Bordeaux

IN/OUT

Y

8

2/reg box



# FRENCH BISTRO® COLLECTION

---

## French Bistro Ordering Information:

\* Bistro To Go chairs are specially stocked items only available in specified colors/patterns. Prices are for inventory on hand only.

\* All chairs are available with upholstered seat - \$25.00 net up charge

\* See the Beaufurn French Bistro® Collection page at [www.beaufurn.com](http://www.beaufurn.com) for all available options, colors and weaves

# FRENCH BISTRO® COLLECTION

## FB 201

### Arm Chair



W-23" D-22" H-31" SH-18"

STACK

INDOOR/  
OUTDOOR

WT

PKG

Y

IN/OUT

14

stacking  
2/Lg box or  
nonstacking  
1/Lg box

Expertly crafted by hand with steam bent frames made of Malacca or Manau cane for indoor/outdoor use. Although suitable for outdoor use, we recommend using under covered areas only.

For all available options, colors and weaves, please see the French Bistro® Collection page on the website.

## FB 203

### FB 203 Side Chair



W 18" D 20" H 35" SH 18" SD-14.5" SW-15.3"

Y

IN/OUT

9

2/Lg box

Expertly crafted by hand with steam bent frames made of Malacca or Manau cane for indoor/outdoor use. Although suitable for outdoor use, we recommend using under covered areas only.

For all available options, colors and weaves, please see the French Bistro® Collection page on the website.

### FB 203L Side Chair



W-18.5" D-20" H-35" SH-18" SD-15.25" SW-16.5"

Y

IN/OUT

15

2/Lg box

Expertly crafted by hand with steam bent frames made of Malacca or Manau cane for indoor/outdoor use. Although suitable for outdoor use, we recommend using under covered areas only.

For all available options, colors and weaves, please see the French Bistro® Collection page on the website.

## FB 204

### FB 204 Table Base



H-28.25" For Table Tops 24" to 30"

N

IN/OUT

15

1/Lg box

Expertly crafted by hand with steam bent frames made of Malacca or Manau cane for indoor/outdoor use. Although suitable for outdoor use, we recommend using under covered areas only.

For all available options, colors and weaves, please see the French Bistro® Collection page on the website.

### FB 204-1 Table Base



H-28.25" For Table Tops 32" to 36"

N

IN/OUT

17

1/Lg box

Expertly crafted by hand with steam bent frames made of Malacca or Manau cane for indoor/outdoor use. Although suitable for outdoor use, we recommend using under covered areas only.

For all available options, colors and weaves, please see the French Bistro® Collection page on the website.

# FRENCH BISTRO® COLLECTION

## FB 204 cont.

### FB 204-2 Table Base



H-28.25" For Table Tops 38" to 48"

STACK	INDOOR/ OUTDOOR	WT	PKG
N	IN/OUT	19	1/Lg box

Expertly crafted by hand with steam bent frames made of Malacca or Manau cane for indoor/outdoor use. Although suitable for outdoor use, we recommend using under covered areas only.

For all available options, colors and weaves, please see the French Bistro® Collection page on the website.

## FB 206

### FB 206 Arm Chair



W--21.25" D--21" H--36" SH--18" AH--27"

Y	IN/OUT	11	2/Lg box
---	--------	----	----------

Expertly crafted by hand with steam bent frames made of Malacca or Manau cane for indoor/outdoor use. Although suitable for outdoor use, we recommend using under covered areas only.

For all available options, colors and weaves, please see the French Bistro® Collection page on the website.

## FB 207

### FB 207 Side Chair



W--18" D--21" H--36" SH--18" SD--15" SW--15.5"

Y	IN/OUT	9	2/Lg box
---	--------	---	----------

Expertly crafted by hand with steam bent frames made of Malacca or Manau cane for indoor/outdoor use. Although suitable for outdoor use, we recommend using under covered areas only.

For all available options, colors and weaves, please see the French Bistro® Collection page on the website.

### FB 207L Side Chair



W-19" D-22" H-36" SH-18" SD-16" SW-17.25"

Y	IN/OUT	10	2/Lg box
---	--------	----	----------

Expertly crafted by hand with steam bent frames made of Malacca or Manau cane for indoor/outdoor use. Although suitable for outdoor use, we recommend using under covered areas only.

For all available options, colors and weaves, please see the French Bistro® Collection page on the website.

### FB 207L RTS Side Chair



W--17" D--20" H--36" SH--18" SD--16" SW--17"

Y	IN/OUT	11	2/Lg box
---	--------	----	----------

**Bistro To Go:**  
Malacca Cane  
Gros Points Pattern only.  
Ivory on black

# FRENCH BISTRO® COLLECTION

## FB 208

### FB 208L Arm Chair



W-23.5" D-21.5" H-33.25" SH-18" SD-17" SW-17" AH-27"

STACK

INDOOR/  
OUTDOOR

WT

PKG

Y

IN/OUT

10

2/Lg box

Expertly crafted by hand with steam bent frames made of Malacca or Manau cane for indoor/outdoor use. Although suitable for outdoor use, we recommend using under covered areas only.

For all available options, colors and weaves, please see the French Bistro® Collection page on the website.

## FB 209

### FB 209 Side Chair



W-19.5" D-19.25" H-33.25" SH-18" SD-15.5" SW-16"

Y

IN/OUT

11

2/Lg box

Expertly crafted by hand with steam bent frames made of Malacca or Manau cane for indoor/outdoor use. Although suitable for outdoor use, we recommend using under covered areas only.

For all available options, colors and weaves, please see the French Bistro® Collection page on the website.

### FB 209UP Side Chair



W-19.5" D-19.25" H-33.25" SH-18" SD-15.5" SW-16"

Y

IN/OUT

10

2/Lg box

Prices shown are for Malacca frame

For all available options, colors and weaves, please see the French Bistro® Collection Page on the website.

## FB 211

### FB 211 Arm Chair



W-23.5" D-22" H-31" SH-18" AH-28"

Y

IN/OUT

12

2/Lg box

Expertly crafted by hand with steam bent frames made of Malacca or Manau cane for indoor/outdoor use. Although suitable for outdoor use, we recommend using under covered areas only.

For all available options, colors and weaves, please see the French Bistro® Collection page on the website.

## FB 212

### FB 212 Arm Chair



W-23" D-21.25" H-32" SH-18" SD-15.25" SW-16.5" AH28"

Y

IN/OUT

15

2/Lg box

Expertly crafted by hand with steam bent frames made of Malacca or Manau cane for indoor/outdoor use. Although suitable for outdoor use, we recommend using under covered areas only.

For all available options, colors and weaves, please see the French Bistro® Collection page on the website.

# FRENCH BISTRO® COLLECTION

## FB 213

### FB 213 Arm Chair



W-23.5" D-23" H-31.25" SH-18" AH-23"

STACK INDOOR/  
OUTDOOR

Y

IN/OUT

WT

15

PKG

2/Lg box

Expertly crafted by hand with steam bent frames made of Malacca or Manau cane for indoor/outdoor use. Although suitable for outdoor use, we recommend using under covered areas only.

For all available options, colors and weaves, please see the French Bistro® Collection page on the website.

## FB 219

### FB 219 Settee



W-39" D-21.5" H-35" SH-18" SD-14.5" SW-35.5"

Y

IN/OUT

19

1/Custom  
box  
2/skid

Expertly crafted by hand with steam bent frames made of Malacca or Manau cane for indoor/outdoor use. Although suitable for outdoor use, we recommend using under covered areas only.

For all available options, colors and weaves, please see the French Bistro® Collection page on the website.

## FB 220

### FB 220 Side Chair



W-17" D-19.5" H-34" SH-18" SD-14.5" SW-15.3"

Y

IN/OUT

9

2/Sm box

Expertly crafted by hand with steam bent frames made of Malacca or Manau cane for indoor/outdoor use. Although suitable for outdoor use, we recommend using under covered areas only.

For all available options, colors and weaves, please see the French Bistro® Collection page on the website.

### FB 220L RTS Side Chair



W-17" D-20" H-36" SH-18" SD-15" SW-15.5"

Y

IN/OUT

11

2/Lg box

Bistro To Go - Malacca Cane, Petit Points Pattern,  
Black (1) dot on Ivory(3)

\*special pricing may be available.

### FB 220L Side Chair



W-20" D-18.5" H-35" SH-18" SD-14.5" SW-16.5"

Y

IN/OUT

10

2/Lg box

Expertly crafted by hand with steam bent frames made of Malacca or Manau cane for indoor/outdoor use. Although suitable for outdoor use, we recommend using under covered areas only.

For all available options, colors and weaves, please see the French Bistro® Collection page on the website.

## FRENCH BISTRO® COLLECTION

### FB 220 cont.

#### FB 220L UP Side Chair

W-20" D-18.5" H-35" SH-18"

STACK

INDOOR/  
OUTDOOR

WT

PKG

Y

IN

15

2/Lg box



Prices shown are for Malacca or Manau frame with Rilsan (P11) weave.

For all available options, colors and weaves, please see the French Bistro® Collection on the website.

### FB 221

#### FB 221 Side Chair

W-20.5" D-21.25" H-32" SH-18" SD-14.5" SW-15.3"

Y

IN/OUT

13

2/Lg box



Expertly crafted by hand with steam bent frames made of Malacca or Manau cane for indoor/outdoor use. Although suitable for outdoor use, we recommend using under covered areas only.

For all available options, colors and weaves, please see the French Bistro® Collection page on the website.

### FB 222

#### FB 222 Planter

W-35.5" D-16" H-35"  
Custom Sizes Available

N

IN/OUT

23

2 per  
custom box



Expertly crafted by hand with steam bent frames made of Malacca or Manau cane for indoor/outdoor use. Although suitable for outdoor use, we recommend using under covered areas only.

For all available options, colors and weaves, please see the French Bistro® Collection page on the website.

### FB 226

#### FB 226 Stool

W-16" D-16" H-29.5" SH-29.5" SD-14" SW-14"

N

IN/OUT

9

2/Sm box



Expertly crafted by hand with steam bent frames made of Malacca or Manau cane for indoor/outdoor use. Although suitable for outdoor use, we recommend using under covered areas only.

For all available options, colors and weaves, please see the French Bistro® Collection page on the website.



# FRENCH BISTRO® COLLECTION

## FB 227

### FB 227 Barstool



W-20" D-20" H-43" SH-31"

STACK

INDOOR/  
OUTDOOR

WT

PKG

N

IN/OUT

14

1/Sm box

Expertly crafted by hand with steam bent frames made of Malacca or Manau cane for indoor/outdoor use. Although suitable for outdoor use, we recommend using under covered areas only.

For all available options, colors and weaves, please see the French Bistro® Collection page on the website.

### FB 227RTS Barstool



W-19.5" D-20" H-42" SH-31"

Y

IN/OUT

14

1/Lg box

Bistro To Go - Malacca Cane, Petit Points Pattern, Black (1) dot on Ivory(3)

## FB 239

### FB 239 Side Chair



W-20" D-23" H-32" SH-18"

Y

IN/OUT

14

2/Lg box

Without Diamond Pattern  
Stacks 4-5 high

Expertly crafted by hand with steam bent frames made of Malacca or Manau cane for indoor/outdoor use. Although suitable for outdoor use, we recommend using under covered areas only.

For all available options, colors and weaves, please see the French Bistro® Collection page on the website.

### FB 239 Side Chair



W-20" D-23" H-32" SH-18"

Y

IN/OUT

10/each

2/Lg box

With Diamond Pattern  
Stacks 4-5 high

Expertly crafted by hand with steam bent frames made of Malacca or Manau cane for indoor/outdoor use. Although suitable for outdoor use, we recommend using under covered areas only.

For all available options, colors and weaves, please see the French Bistro® Collection page on the website.

## FB 240

### FB 240 Side Chair



W-20" D-20" H-33.5" SH-18" SD-14.5" SW-15.3"

Y

IN/OUT

10

2/Lg box

Expertly crafted by hand with steam bent frames made of Malacca or Manau cane for indoor/outdoor use. Although suitable for outdoor use, we recommend using under covered areas only.

For all available options, colors and weaves, please see the French Bistro® Collection page on the website.

## FRENCH BISTRO® COLLECTION

### FB 249

#### FB 249 Barstool



W-17" D-19" H-41.5" SH-31  
Without Diamond Pattern

STACK INDOOR/  
OUTDOOR

N IN/OUT

WT

14

PKG

1/Lg box

Expertly crafted by hand with steam bent frames made of Malacca or Manau cane for indoor/outdoor use. Although suitable for outdoor use, we recommend using under covered areas only.

For all available options, colors and weaves, please see the French Bistro® Collection page on the website.

#### FB 249 Barstool



W-17" D-19" H-41.5" SH-31  
With Diamond Pattern

N IN/OUT

14

1/Lg box

Expertly crafted by hand with steam bent frames made of Malacca or Manau cane for indoor/outdoor use. Although suitable for outdoor use, we recommend using under covered areas only.

For all available options, colors and weaves, please see the French Bistro® Collection page on the website.

### FB 281

#### FB 281 Settee



W-42" D-22.5" H-36" SH-18" AH-27"

N IN/OUT

19

1 Custom  
box 2/ skid

Expertly crafted by hand with steam bent frames made of Malacca or Manau cane for indoor/outdoor use. Although suitable for outdoor use, we recommend using under covered areas only.

For all available options, colors and weaves, please see the French Bistro® Collection page on the website.

## FRENCH BISTRO® COLLECTION

FB 300		STACK	INDOOR/ OUTDOOR	WT	PKG
<b>FB 300 Side Chair</b>	W-18" D-20" H-35.5" SH-18"	Y	IN/OUT	10	2/Lg Box
	<p>Expertly crafted by hand with steam bent frames made of Malacca or Manau cane for indoor/outdoor use. Although suitable for outdoor use, we recommend using under covered areas only.</p> <p>For all available options, colors and weaves, please see the French Bistro® Collection page on the website.</p>				
<b>FB 343</b>					
<b>FB 343 Barstool</b>	W20" D20" H43" SH30.25" SD15.25" SW16.5" AH36.5"	N	IN/OUT	16	1/Lg box
	<p>Expertly crafted by hand with steam bent frames made of Malacca or Manau cane for indoor/outdoor use. Although suitable for outdoor use, we recommend using under covered areas only.</p> <p>For all available options, colors and weaves, please see the French Bistro® Collection page on the website.</p>				
<b>FB 351</b>					
<b>FB 351 Arm Chair</b>	W-22.5" D-20" H-31" SH-18" AH-25.5"	Y	IN/OUT	12	2/Lg box
	<p>Expertly crafted by hand with steam bent frames made of Malacca or Manau cane for indoor/outdoor use. Although suitable for outdoor use, we recommend using under covered areas only.</p> <p>For all available options, colors and weaves, please see the French Bistro® Collection page on the website.</p>				
<b>FB 504</b>					
<b>Side Chair</b>	W-18.5" D-20" H-34" SH-18"	Y	IN/OUT	9	2/Lg box
	<p>Expertly crafted by hand with steam bent frames made of Malacca or Manau cane for indoor/outdoor use. Although suitable for outdoor use, we recommend using under covered areas only.</p> <p>For all available options, colors and weaves, please see the French Bistro® Collection page on the website.</p>				

# FRENCH BISTRO® COLLECTION

## FB 506

### Side Chair



W-17.5" D-21.25" H-33" SH-18.5"

STACK INDOOR/  
OUTDOOR

Y

IN/OUT

WT

9

PKG

2/Lg box

Expertly crafted by hand with steam bent frames made of Malacca or Manau cane for indoor/outdoor use. Although suitable for outdoor use, we recommend using under covered areas only.

For all available options, colors and weaves, please see the French Bistro® Collection page on the website.

## FB 507

### Side Chair



W-17.5" D-21.25" H-33" SH-18.5"

Y

IN/OUT

9

2/Lg box

Expertly crafted by hand with steam bent frames made of Malacca or Manau cane for indoor/outdoor use. Although suitable for outdoor use, we recommend using under covered areas only.

For all available options, colors and weaves, please see the French Bistro® Collection page on the website.

## FB 508

### Arm Chair



W-22.25" D-21.75" H-32" SH-18" AH-26"

Y

IN/OUT

11

2/Lg box

Expertly crafted by hand with steam bent frames made of Malacca or Manau cane for indoor/outdoor use. Although suitable for outdoor use, we recommend using under covered areas only.

For all available options, colors and weaves, please see the French Bistro® Collection page on the website.

## FB 509

### Bench



W-57.5" D-21.5" H-33" SH-18.5" (custom lengths available)

N

IN/OUT

36

1/Custom  
box  
2/skid  
(depends  
on size)

Expertly crafted by hand with steam bent frames made of Malacca or Manau cane for indoor/outdoor use. Although suitable for outdoor use, we recommend using under covered areas only.

For all available options, colors and weaves, please see the French Bistro® Collection page on the website.

**NOTE:** Price is PER FOOT

# FRENCH BISTRO® COLLECTION

FB 510		STACK	INDOOR/ OUTDOOR	WT	PKG
Side Chair	W-19" D-21.25" H-33.25" SH-18"	Y	IN/OUT	9	2/Lg box



Expertly crafted by hand with steam bent frames made of Malacca or Manau cane for indoor/outdoor use. Although suitable for outdoor use, we recommend using under covered areas only.

For all available options, colors and weaves, please see the French Bistro® Collection page on the website.

## FB 540

Side Chair	W-20" D-20.5" H-33" SH-18.5"	Y	IN/OUT	10	2/Lg box
------------	------------------------------	---	--------	----	----------



Expertly crafted by hand with steam bent frames made of Malacca or Manau cane for indoor/outdoor use. Although suitable for outdoor use, we recommend using under covered areas only.

For all available options, colors and weaves, please see the French Bistro® Collection page on the website.

## FB 541L

Side Chair	W-20.5" D-22" H-34.5" SH-18"	Y	IN/OUT	11	2/Lg box
------------	------------------------------	---	--------	----	----------



Expertly crafted by hand with steam bent frames made of Malacca or Manau cane for indoor/outdoor use. Although suitable for outdoor use, we recommend using under covered areas only.

For all available options, colors and weaves, please see the French Bistro® Collection page on the website.

## FB 531

FB 531 Table Base	H-28.25" For Table Tops 24" to 32"	N	IN/OUT	15	2/XL box
-------------------	------------------------------------	---	--------	----	----------



Expertly crafted by hand with steam bent frames made of Malacca or Manau cane for indoor/outdoor use. Although suitable for outdoor use, we recommend using under covered areas only.

For all available options, colors and weaves, please see the French Bistro® Collection page on the website.

## FB 531-1 Table Base

H-28.25" For Table Tops 33" to 38"	N	IN/OUT	17	2/XL box
------------------------------------	---	--------	----	----------



Expertly crafted by hand with steam bent frames made of Malacca or Manau cane for indoor/outdoor use. Although suitable for outdoor use, we recommend using under covered areas only.

For all available options, colors and weaves, please see the French Bistro® Collection page on the website.

# FRENCH BISTRO® COLLECTION

## FB 531-2 Table Base



H-28.25" For Table Tops 40" to 48"

STACK

N

INDOOR/  
OUTDOOR

IN/OUT

WT

19

PKG

2/XL box

Expertly crafted by hand with steam bent frames made of Malacca or Manau cane for indoor/outdoor use. Although suitable for outdoor use, we recommend using under covered areas only.

For all available options, colors and weaves, please see the French Bistro® Collection page on the website.

## CUSTOM BANQUET

### FB Custom 105 End Piece



27.5"W x 22.85"D x 35"H 18.5" SH (custom sizes available)

N

IN/OUT

50

1/ Custom  
box  
2/Skid  
(depends  
on size)

Expertly crafted by hand with steam bent frames made of Malacca or Manau cane for indoor/outdoor use. Although suitable for outdoor use, we recommend using under covered areas only.

For all available options, colors and weaves, please see the French Bistro® Collection page on the website.

### FB Custom 106 Straight Piece



66.5"W x 22.85"D x 35"H 18.5" SH (custom sizes available)

N

IN/OUT

115

1/ Custom  
box  
2/Skid  
(depends  
on size)

Expertly crafted by hand with steam bent frames made of Malacca or Manau cane for indoor/outdoor use. Although suitable for outdoor use, we recommend using under covered areas only.

For all available options, colors and weaves, please see the French Bistro® Collection page on the website.

### FB Custom 107 End Bench Piece



42.13"W x 22.85"D x 35"H 18.5" SH (custom sizes available)

N

IN/OUT

75

1/ Custom  
box  
2/Skid  
(depends  
on size)

Expertly crafted by hand with steam bent frames made of Malacca or Manau cane for indoor/outdoor use or polished Rattan for indoor use only. Although suitable for outdoor use, we recommend using under covered areas only.

\*PLEASE NOTE, THERE IS A 22% UPCHARGE FOR RATTAN

For all available options, colors and weaves, please see the French Bistro® brochure.

### FB Custom 108 Curved Bench Piece



35.4"W x 22.85"D x 35"H 18.5" SH (custom sizes available)

N

IN/OUT

122

1/ Custom  
box  
2/Skid  
(depends  
on size)

Expertly crafted by hand with steam bent frames made of Malacca or Manau cane for indoor/outdoor use. Although suitable for outdoor use, we recommend using under covered areas only.

For all available options, colors and weaves, please see the French Bistro® Collection page on the website.

# FRENCH BISTRO® COLLECTION

## DEGAS

### Degas Arm chair



W 24" D 23" H 35.5" SH 17.5" AH 26"

STACK

Y

INDOOR/  
OUTDOOR

IN/OUT

WT

14

PKG

2/ Lg Box  
12Custom2box  
2/Skid (depends  
on size)

Hand made of the highest quality Manau frame.  
Stacks 4 high. Can stay outdoors, but under covered area.

Varnished Natural

### Degas Chair



W 18.5" D 23" H 35.5" SH 17.5"

Y

IN/OUT

12

2/Lg Box

Hand made of the highest quality Manau frame.  
Stacks 4 high. Can stay outdoors, but under covered area.

Varnished Natural

### Monet Arm chair



W 22.25" D 22.25" H 32" SH 17.5" AH 26"

Y

IN/OUT

14

2/Lg Box

Hand made of the highest quality Manau frame.  
Stacks 4 high. Can stay outdoors, but under covered area.

Options: Varnished Natural

#### French Bistro Ordering Information:

\*Bistro To Go chairs are specially stocked items only available in specified colors/patterns. Prices are for inventory on hand only.

\* All chairs are available with upholstered seat - \$25.00 net up charge

\* See the Beaufurn French Bistro® Collection page at [www.beaufurn.com](http://www.beaufurn.com) for all available options, colors and weaves






# LOUNGE SEATING

---



## LOUNGE SEATING

ABIE		INDOOR/ OUTDOOR	STACK	WT	PKG
<b>LOUA-9 Lounge</b>	W-32.5" D-21" H-33.5" SH-18.5" AH-27"  Wood Frame. Upholstered COM.	IN	N	45	1/XLbox 4/skid
					
<b>LOUA-9S Sofa</b>	W-58.25" D-30.5" H-33" SH-18.5" AH-27"  Wood Frame. Fully Upholstered.	IN	N	70	1 Custom box/ 2 skid
					
ARIA					
<b>Lounge Chair</b>	W-28" D-27" H-33.5" SH-18"  The Aria Lounge chair will provide elegance to lounge areas and waiting area of hotels, restaurants and bars. Wood legs are available in any of our standard finishes and the seat and back are upholstered in any of our graded fabrics or COM. 3 yards (1 fabric).	IN	N	42	1/XL box 4/skid
					
AVERIE					
<b>Lounge Chair</b>	W-28.5" D-18.25" H-33.5" SH-18.25" AH-29"  Wood frame, fully upholstered upper Wood legs available in any of our standard wood finishes	IN	N	46	1 XXLbox/ 2 skid
					

# LOUNGE SEATING

## BABAR (U.S. Patent No. D936,989)

### Lounge Chair

(U.S. Patent No. D953,053)



W-33.5" D-31" H-38" SH-18"

Molded foam over a metal frame the Babar Lounge is built to hold up in any market; healthcare, government, or hospitality, this is our most comfortable lounge chair yet. Choice of wood or metal base. Babar is offered in standard black metal. White and Aluminum - \$45 upcharge  
Brass - \$100 upcharge

INDOOR/  
OUTDOOR

STACK

WT

PKG

IN

N

55

1/XXL box  
2/skid

### Arm Chair

(U.S. Patent No. D953,048)



W-27" D-24" H-29" SH-17" SD-17"

Molded foam over a metal frame the Babar Lounge is built to hold up in any market; healthcare, government, or hospitality, this is our most comfortable lounge chair yet. Babar is offered in standard wood finish

IN

N

30

1 XL box

### Side Chair

(U.S. Patent No. D953,055)



W-19" D-24" H-32" SH-18.5" SD-19"

Molded foam over a metal frame the Babar Lounge is built to hold up in any market; healthcare, government, or hospitality, this is our most comfortable lounge chair yet. Babar is offered in standard wood finish  
Brass - upcharge

IN

N

25

1 XL Box

### Barstool

(U.S. Patent No. D953,054)



W-18.5" D-20" H-37" SH-29" SD-16"

Molded foam over a metal frame the Babar Lounge is built to hold up in any market; healthcare, government, or hospitality, this is our most comfortable lounge chair yet. Babar is offered in standard wood finish  
Brass - upcharge

IN

N

25

1 XL box

## BEAN

### Lounge



W-26.5" D-37.5" H-35" SH-18"

Fully upholstered\*with chrome legs  
\*Fabric MUST be approved by Beaufurn prior to ordering

IN

N

51

1 XXL box/  
2 skid

## LOUNGE SEATING

### BLOOM

#### 05 Lounge

W-27" D-33" H-34" SH-18" AH-24.5" SD-23.5"

INDOOR/  
OUTDOOR

IN

STACK

N

WT

30

PKG

1/XXL Box -  
2/skid



Wood legs, fully upholstered upper.  
See Wood section for matching side, arm and bar stools

### BRAXTON

#### LOUA-30 Lounge

W-28" D-19" H-29" SH-18"

IN

N

35

1/XL box  
4 skid



Wood Frame. Upholstered COM.  
Available with set of 4 casters add \$220

#### LOUA-30S Sofa

W-54.5" D-24" H-31" SH-18"

IN

N

70

1 Custom  
Box/ 2 skid



Wood Frame. Two Seater Sofa

### DEJA

#### Swivel Lounge Chair With Metal Base

W-32.5" D-32.5" H-32" SH-18" AH-27"

IN

N

37

1/XL box  
4/Skid



Available in our selection of graded fabrics,  
COM or pure wool fabric.

## LOUNGE SEATING

### FLAIR

#### Lounge



W-29.5" D-27" H-34" SH-19" AH-29"

Wood frame, fully upholstered upper  
Wood legs available in any of our standard wood finishes

INDOOR/  
OUTDOOR

IN

STACK

N

WT

45

PKG

1 XXL box/  
2 skid

### IAN M57

#### M57 Lounge



W-26" D-27" H-29", SH-18", AH-24.5"

Wood Frame, Upholstered COM

IN


N

40

1/XXL Box -  
2/skid

### JEWEL

#### Jewel Sofa



W-100" D-54" H-18", SH-16"

Wood Frame

IN

N

157

1 skid

### JULIA

#### 847 Lounge



W-25.25" D-26" H-31.5" SH-17" AH-24" SD-20"

Available in standard wood finishes, upholstered seat and back.

IN

N

35

# LOUNGE SEATING

## OAR LOUNGE



W-31" D-33" H-33" SH-18" AH-25" SD-20"

Fully upholstered high density foam

INDOOR/  
OUTDOOR

IN

STACK

N

WT

32

PKG

1/XXL  
2/SK

## PIVOT

### Pivot Lounge



W-34" D-32.3" H-42.5" SH-16.5" AH-23.2"

Swivel, polished steel base  
Available in COM or any Beaufurn fabric

IN

N

70

1/XXL box  
1/Skid

## POUF POINT

### Pouf Point 24



D-24"

Round Wood Frame.

IN

N

13

2/XLg box

### Pouf Point 32



D-32"

Round Wood Frame.

IN

N

19

2/Custom  
Box  
34"x34"x41"

### Pouf Point 50



D-50"

Round Wood Frame.

IN

N

44

1/XXL box /  
1 per skid

# LOUNGE SEATING

POUF			INDOOR/ OUTDOOR	STACK	WT	PKG
P101		W-19" D-19" H-18" Square Wood Frame. Wood Base Available in Standard Finishes.	IN	N	15	2/Lg Box
P102		W-19" D-19" H-18" Square Wood Frame. Wood Base Available in Standard Finishes.	IN	N	15	2/Lg Box
P103		W-19" D-19" H-18" Round Wood Frame. Wood Base Available in Standard Finishes.	IN	N	16	2/Lg Box
P104		W-19" D-19" H-18" Round Wood Frame. Wood Base Available in Standard Finishes.	IN	N	16	2/Lg Box
P105		W-19" D-19" H-18" Square Wood Frame. Wood Base Available in Standard Finishes.	IN	N	15	2/Lg Box
P106		W-19" D-19" H-18" Square Wood Frame. Wood Base Available in Standard Finishes.	IN	N	15	2/Lg Box
P107		W-19" D-19" H-18" Square Wood Frame. Wood Base Available in Standard Finishes.	IN	N	15	2/Lg Box
P108		W-19" D-19" H-18" Round Wood Frame. Wood Base Available in Standard Finishes.	IN	N	16	2/Lg Box
P109		W-19" D-19" H-18" Round Wood Frame. Wood Base Available in Standard Finishes.	IN	N	16	2/Lg box

## LOUNGE SEATING

REGIS		INDOOR/ OUTDOOR	STACK	WT	PKG
-------	--	--------------------	-------	----	-----

### Regis L-27 Lounge

W-30" D-31" H-44" SH-16.25" AH-23.5" SD-20

IN

N

50

1/Custom box  
1 per skid



Fully upholstered in our standard fabrics or COM.  
**Not available with leather upholstery.**  
Wood swivel base with a 360 degree rotation.

### SEDIS

#### Sedis 1

W-30" D-30" H-18"

IN

N

40

1 XL box/  
4 skid



#### Sedis 2

W-22.5" D-18" H-18"

IN

N

24

1 Lg box/  
4 skid



#### Sedis 3

W-46" D-18" H-18"

IN

N

40

1 Lg box/  
4 skid



#### Sedis 4

W-30" D-30" H-18"

IN

N

40

1 XL box/  
skid



#### Sedis 5

W-22.5" D-19" H-18"

IN

N

24

1 LG box/  
4 skid



# LOUNGE SEATING

## SEDIS

INDOOR/  
OUTDOOR

STACK

WT

PKG

### Sedis Legs A, B, C or D



Set of 4 Wood Legs -- Available in our standard finish. Indoor only.

### Sedis Legs E



Set of 4 Metal Legs. indoor only.

## VALERIE

### Lounge



W-28" D-31.5" H-29", SH-18", AH-22.5"

IN

N

22

1 XXL Box  
2 per skid

Exposed wood frame, fully upholstered seat and back

## WINSTON

### LOUA-16 Lounge



W-29.5" D-31" H-37" SH-17.5" AH-25.5"

IN

N

39

1/XXL Box  
2/skid

Wood Frame. Upholstered COM.

## ZELDA

### Lounge



W-27" D-28" H-29.5" SH-18"

IN

N

38

1 XXL box/  
2 skid

Wood Frame. Upholstered COM

### Sofa



W-50.5" D-28" H-29.5" SH-18"

IN

N

76

1/Custom  
Box  
1/skid

Wood Frame. Upholstered COM





# MODULAR SEATING

---

# MODULAR SEATING

## CAMILLE

### Camille 100 Round Corner Unit



27"W x 27"D x 28.5"H SH 18.5"  
Price includes regular Nylon Glides – Brushed Aluminum legs are additional

INDOOR/  
OUTDOOR

STACK

WT

PKG

IN

N

32

1 XXL box/  
2 skid

### Camille 101 Square Corner Unit



27"W x 27"D x 28.5"H SH 18.5"  
Price includes regular Nylon Glides – Brushed Aluminum legs are additional  
Seat 2.25 yards, Back 3.25 yards  
COM based on zero repeat 54" wide fabric.

IN

N

31

1 XXL box/  
2 skid

### Camille 102 Armless



29"W x 27"D x 28.5"H SH 18.5"  
Price includes regular Nylon Glides – Brushed Aluminum legs are additional  
Seat 2.25 yards, Back 1.75 yards  
COM based on zero repeat 54" wide fabric.

IN

N

28

1 XXL box/  
2 skid

### Camille 103 Ottoman



27"W x 27"D SH 18.5  
Price includes Regular Nylon Glides, Brushed Alum. Leg option  
Seat 2.5 yards  
COM based on zero repeat 54" wide fabric.

IN

N

20

1 XL box/  
4 skid

### Camille 104 Ottoman



W-27" D-27" H-18" SH-18.5" SD-27"  
Offered with graded in fabrics or COM.  
Corian - Glacier White tabletop 27"x27"x1"  
Other Corian options available at an upcharge.  
Options: Brushed Aluminum Legs, USB portal

IN

N

73

1 XXL box/  
2/skid




Brushed Aluminum Leg Set - Set of 4, 4.5"H for Camille Chairs  
Merge Connectors - / Price is Per 1 Set (1 set = 1 Female and 1 Male Component)  
MINIMUM 2 Sets Required To Gang



Surface Mount power and USB port option.

# MODULAR SEATING

IBIZA		INDOOR/ OUTDOOR	STACK	WT	PKG
<b>Lounge Chair</b> 	W-32" D-31.4" H-29" SH-17" chrome frame upcharge per cushion for 6 buttons	IN	N	52	2/Skid
<b>Left Arm Facing Chair</b> 	W-32" D-31.4" H-29" SH-17" chrome frame upcharge per cushion for 6 buttons	IN	N	48	1/Box 2/skid
<b>Right Arm Facing Chair</b> 	W-32" D-31.4" H-29" SH-17" chrome frame upcharge per cushion for 6 buttons	IN	N	48	1/Box 2/skid
<b>Single Seat Central Element</b> 	W-31.4" D-31.4" H-29" SH-17" chrome frame upcharge per cushion for 6 buttons	IN	N	44	1/Box 2/skid
<b>Ottoman</b> 	W-31.4" D-31.4" SH-17" chrome frame upcharge per cushion for 6 buttons	IN	N	40	1/XXL box
<b>2 Seater Sofa</b> 	W-63" D-31.4" H-29" SH-17" chrome frame upcharge per cushion for 6 buttons	IN	N	92	1/Skid
<b>2 Seater Central Element</b> 	W-63" D-31.4" H-29" SH-29" chrome frame upcharge per cushion for 6 buttons	IN	N	84	1/Skid

## MODULAR SEATING

### MIAMI

#### Lounge Center



W-31.5" D-31.5" H-25.25" SH-16"

INDOOR/  
OUTDOOR

OUT

STACK

N

WT

45

PKG

2/skid

Made of the highest-quality materials, heavy gauge tubular frame and treated with outdoor powdercoating with outdoor cushions upholstered in durable solution-dyed acrylic fabrics.  
Metal Finishes: Standard Colors: Antique Grey, Beige, Black, Grey, Mint Green, Mole, Red, Sky Blue and White  
FABRIC Colors: Taupe, Grey, Blue, Mint, Red, White, Ecru', Black

#### Lounge Corner



W-31.5" D-31.5" H-25.25" SH-16"

OUT

N

50

2/skid

Made of the highest-quality materials, heavy gauge tubular frame and treated with outdoor powdercoating with outdoor cushions upholstered in durable solution-dyed acrylic fabrics.  
Metal Finishes: Standard Colors: Antique Grey, Beige, Black, Grey, Mint Green, Mole, Red, Sky Blue and White  
FABRIC Colors: Taupe, Grey, Blue, Mint, Red, White, Ecru', Black

#### Arm Lounge



W-31.5" D-31.5" H-25.25" SH-16" AH-24.5"

OUT

N

56

2/skid

Made of the highest-quality materials, heavy gauge tubular frame and treated with outdoor powdercoating with outdoor cushions upholstered in durable solution-dyed acrylic fabrics.  
Metal Finishes: Standard Colors: Antique Grey, Beige, Black, Grey, Mint Green, Mole, Red, Sky Blue and White  
FABRIC Colors: Taupe, Grey, Blue, Mint, Red, White, Ecru', Black

#### Sofa Lounge



W-63" D-31.5" H-25.25" SH-16"

OUT

N

78

2/skid

Made of the highest-quality materials, heavy gauge tubular frame and treated with outdoor powdercoating with outdoor cushions upholstered in durable solution-dyed acrylic fabrics.  
Metal Finishes: Standard Colors: Antique Grey, Beige, Black, Grey, Mint Green, Mole, Red, Sky Blue and White  
FABRIC Colors: Taupe, Grey, Blue, Mint, Red, White, Ecru', Black

### MODA MODULAR LOUNGE SYSTEM

#### Armless Chair



W-27" D-27" H-29", SH-18",

IN

N





40

1 XXL box/  
2 skid

The fully upholstered Moda allows for limitless arrangements and rearrangements. Modules may be connected to form custom groupings. Moda may be upholstered with our selection of graded-in fabrics or COM. The 6 inch wood legs may be stained in any of our standard wood finishes.




# MODULAR SEATING

## MODA MODULAR LOUNGE SYSTEM cont.

		INDOOR/ OUTDOOR	STACK	WT	PKG
<b>Lounge</b>	W-36" D-27" H-29", SH-18"	IN	N		
	Moda may be upholstered with our selection of graded-in fabrics or COM. The 6 inch wood legs may be stained in any of our standard wood finishes.				
<b>Corner Unit</b>	W-38" D-36" H-29", SH-18"	IN	N	45	1 XXL box/ 2 skid
	The fully upholstered Moda allows for limitless arrangements and rearrangements. Modules may be connected to form custom groupings. Moda may be upholstered with our selection of graded-in fabrics or COM. The 6 inch wood legs may be stained in any of our standard wood finishes.				
<b>Backless Chair/Ottoman</b>	W-27" D-27" H-18" SH-18"	IN	N	42	1/Lg box
	The fully upholstered Moda allows for limitless arrangements and rearrangements. Modules may be connected to form custom groupings. Moda may be upholstered with our selection of graded-in fabrics or COM. The 6 inch wood legs may be stained in any of our standard wood finishes.				
	Under Surface power and USB port option (For use with legs only)				
	USB Port option.				
	Brushed Aluminum Leg Set- Set of 4, 4.5"H for Azure & Camille Chairs Ganging Set // Price is Per 1 Set (1 set = 1 Female and 1 Male Component) MINIMUM 2 Sets Required To Gang				

# MODULAR SEATING

## QUEUE MODULAR LOUNGE

		INDOOR/ OUTDOOR	STACK	WT	PKG
<b>Queue Letter A</b> 	W-42.5" D-48" SH-13" H-13"  Fully upholstered high density foam	IN	Y	46	Custom Box 4/Skid
<b>Queue Letter B</b> 	W-37" D-48" SH-17.25" H-17.25"  Fully upholstered high density foam	IN	Y	69	Custom Box 4/Skid
<b>Queue Letter H</b> 	Fully upholstered high density foam	IN	Y		Custom Box 4/Skid
<b>Queue Letter L</b> 	Fully upholstered high density foam	IN	Y		Custom Box 4/Skid
<b>Queue "Boomerang" Configuration</b> 	Fully upholstered high density foam. Includes 16 merge connectors. Seat/Angle Back 30 (3): W-30" D-30" H-30" (4.5 yds each) Seat Custom 3030 (1): W-30" D-30" H-17.5" (2.75 yds each) Seat Custom 3030 *cut (3): W-30" D-30" H-17.5" (2.75 yds each) Round 30 (2): W-30" D-30" H-17.5" (2.5 yds each)	IN	N		
<b>Queue "Campfire" Configuration</b> 	Fully upholstered high density foam. Includes 6 merge connectors.	IN	N		
<b>Queue "Coffee Bean" Lounge Chair</b> 	W-40.5" D-27" SH-17.5" H-27.5"  Fully upholstered high density foam	IN	N	41	

# MODULAR SEATING

## QUEUE MODULAR LOUNGE Cont.

INDOOR/  
OUTDOOR

STACK

WT

PKG

### Queue "Contour" Lounge Configuraton

Fully upholstered high density foam  
Includes 4 merge connectors.

IN

N



### Queue "Dynasty" Chair

Fully upholstered high density foam

IN

N



### Queue "Flower"

Fully upholstered high density foam  
Requires 2.5 yds. center, 6.5 yds petals – total 9yds.  
Overall- D-62" H-15.25"  
Center- D-20" H-17.5"  
Petals- D-20.5" H-15.25" W-15.5" (per petal; 5 petals total)  
Includes 10 merge connectors

IN

N




### Queue "Matisse"

Overall W-115" D-42" H-52" sloping to 31"  
Seats-30" x 40" SH-18.5"

IN

N

Custom Skid




Fully upholstered high density foam  
Requires 3.75 yds for top border, 8 yds for back & 7 yds for seats)

### Queue "Moat"

Fully upholstered high density foam  
Requires 8 yds for backs and 18 yds for base  
Includes 10 merge connectors

IN

N



### Queue "Orion"

Diameer 75" SD-20" SH-19.5" H-33"

IN


N

240 lbs Total  
(60 lbs qtr)








Custom Skid

Fully upholstered high density foam

Option: USB unit upcharge  
Includes 8 merge connectors



# MODULAR SEATING

QUEUE MODULAR LOUNGE cont.		INDOOR/ OUTDOOR	STACK	WT	PKG
<b>Queue "Pablo"</b> 	W-94" D-44" SH-17.5" H-40"  Fully upholstered high density foam Requires 3.5 yds per back, 2 yds per top panel & 8 yds per base	IN	N	13	Custom Skid
<b>Queue "Pebble" (large)</b> 	W 42.5" SD-30" SH-18.5" H-18.5"  Fully upholstered high density foam	IN	N	36	1 XL Box/ 4/Skid
<b>Queue "Pebble" (small)</b> 	W-28" D-21" SH-18.5" H-18.5"  Fully upholstered high density foam	IN	N	16	1 XL Box/ 4/Skid
<b>Queue "Quadrant"</b> 	Fully upholstered high density foam Includes 6 merge connectors	IN	N		
<b>Queue "Quadrant" C</b> 	Fully upholstered high density foam Includes 8 Merge Connector Sets and 2 Flat Brackets (No charge)  <div> <div>QUEUE Seat 3020</div> <div>30" w X 20" d x 17.5" h</div> </div> <div> <div>QUEUE Straight Back 30</div> <div>30" w x 10" d x 25" h</div> </div> <div> <div>QUEUE Straight Back 50</div> <div>50" w x 10" d x 25" h</div> </div> <div> <div>QUEUE Half Round 50</div> <div>50" w x 25" d x 17.5" h</div> </div>	IN	N		
<b>Queue "Serenity" Configuration</b> 	Fully upholstered high density foam Includes 12 merge connectors	IN	N		
<b>Queue "Serpentine"</b> 	Seats-30" x 40" SH-18.5"  Fully upholstered high density foam Includes 6 merge connectors	IN	N		



# MODULAR SEATING

## QUEUE MODULAR LOUNGE cont.

		INDOOR/ OUTDOOR	STACK	WT	PKG
<b>Queue "Slinky"</b> 	Fully upholstered high density foam Includes 16 merge connectors	IN	N		
<b>Queue "Tetris"</b> 	Fully upholstered high density foam Includes 20 merge connectors	IN	N		
<b>Queue "TicTacToe"</b> 	Fully upholstered high density foam Includes 10 merge connectors	IN	N		
<b>Queue "Y" Configuration</b> 	Fully upholstered high density foam Includes 4 merge connectors	IN	N	163	3 XL boxes/ 2 skids
<b>Triangle</b> 	W-20" D-20" H-17.5"  Fully upholstered high density foam Merge Connectors available, adjustable glides.	IN	N	7	2/Lg box
<b>Queue Arm</b> 	W-30" D-8" H-25"  Fully upholstered high density foam  Price 1: Outdura basic solid fabric included	IN	N	13	2/XL box
<b>Round</b> 	Several standard sizes available, or custom sizes. Fully upholstered high density foam Merge Connectors available, adjustable glides.  Price 1: Outdura basic solid fabric included	IN	N	"20-12#	1 Custom box/ 4 skid
Round 20	20 x 20 x 17.5				
Round 30	30 x 30 x 17.5				
Round 40	40 x 40 x 17.5				
Round 50	50 x 50 x 17.5				
Round 60	60 x 60 x 17.5				

# MODULAR SEATING

## QUEUE MODULAR LOUNGE cont.

### Half Round



Several standard sizes available, or custom sizes.  
Fully upholstered high density foam  
Merge Connectors available, adjustable glides.

Price 1: Outdura basic solid fabric included

INDOOR/  
OUTDOOR

STACK

WT

PKG

IN

N

Half Round 30 30 x 15 x 17.5

Half Round 40 40 x 20 x 17.5

Half Round 50 50 x 25 x 17.5

Half Round 60 60 x 30 x 17.5

### Seat/Angle Back



Several standard sizes available, or custom sizes.  
Fully upholstered high density foam  
Merge Connectors available, adjustable glides.

IN

N

20-26#

1/XL box

Seat/Angle Back 20 20 x 30 x 30

Seat/Angle Back 30 30 x 30 x 30

Seat/Angle Back 40 40 x 30 x 30

Seat/Angle Back 50 50 x 30 x 30

Seat/Angle Back 60 60 x 30 x 30

### Straight Back



Several standard sizes available, or custom sizes.  
Fully upholstered high density foam  
Merge Connectors available, adjustable glides.

IN

N

Price 1: Outdura basic solid fabric included

Straight Back 20 20 x 10 x 25

Straight Back 30 30 x 10 x 25

Straight Back 40 40 x 10 x 25

Straight Back 50 50 x 10 x 25

Straight Back 60 60 x 10 x 25

### Curve Seat



W-47" D-20" H-17.5"

Fully upholstered high density foam  
Merge Connectors available, adjustable glides.

Price 1: Outdura basic solid fabric included

IN

N

28

1/Lg box

### Curve/Small Back



W-47" D-34" H-30"

Fully upholstered high density foam  
Merge Connectors available, adjustable glides.  
Requires 1.75 yds per back & 2.5 yds per seat

IN

N

44

1/spc bx

# MODULAR SEATING

## QUEUE MODULAR LOUNGE cont.

### Curve/Large Back

W-55" D-34" H-30"

INDOOR/  
OUTDOOR

STACK

WT

PKG

IN

N



Fully upholstered high density foam  
Merge Connectors available, adjustable glides.  
Requires 2.75 yds per back & 3 yds per seat

### Curve/Deep Seat


W-47" D-31" H-17.5"

IN

N

38lb

1/LG bx



Fully upholstered high density foam

### Pie Table / Pie Power Table

W-21" D-31" H-24"

IN

N

38lb


1/LG bx



Pie Table  
Pie Power Table

Fully upholstered high density foam. Duramatte Black Top Standard.

### Queue Merge Connectors



(One Set)

Price is Per 1 Set (1 set = 1 Female  
and 1 Male Component)  
MINIMUM 2 Sets Required To  
Connect

### Queue Under Surface Power & USB Option



For use with legs only

# MODULAR SEATING

## QUEUE OUTDOOR

INDOOR/  
OUTDOOR

STACK

WT

PKG

\*Constructed of marine grade plywood and stainless-steel hardware to hold up better to the elements. Cushions are made of high-density foam and graded in Outdura solution dyed acrylic fabrics or COM Sunbrella fabrics and are mold resistant and can withstand bleach cleaning.

### Queue Outdoor "Mega Bench"



W-96" D-50" H-30" SH-18"  
Pillow Diameter 12"  
Fully upholstered high density foam  
Requires 9 yds for body, 3.5 yds for pillow

IN/OUT N 305 Custom Skid  
305LBS (this includes packaging and the skid)  
1/Custom Skid, Skid size: 51"W x 100"L x 50"H

### Queue Outdoor Curve Seat




W-47" D-20" H-17.5"

IN/OUT N 28 1/Lg box

Fully upholstered high density foam  
Merge Connectors available, adjustable glides.

Price 1: Outdura basic solid fabric included

### Queue Outdoor Straight Back



Several standard sizes available, or custom sizes.  
Fully upholstered high density foam  
Merge Connectors available, adjustable glides.

IN/OUT N

Price 1: Outdura basic solid fabric included

Straight Back 20	20 x 10 x 25
Straight Back 30	30 x 10 x 25
Straight Back 40	40 x 10 x 25
Straight Back 50	50 x 10 x 25
Straight Back 60	60 x 10 x 25

# MODULAR SEATING

## QUEUE OUTDOOR

### Queue Outdoor Seat



Several standard sizes available, or custom sizes.  
Fully upholstered high density foam  
Merge Connectors available, adjustable glides.

Price 1: Outdura basic solid fabric included

INDOOR/  
OUTDOOR

STACK

WT

PKG

IN/OUT

N

Seat 2020 20 x 20 x 17.5

Seat 3020 30 x 20 x 17.5

Seat 4020 40 x 20 x 17.5

Seat 5020 50 x 20 x 17.5

Seat 6020 60 x 20 x 17.5

### Queue Outdoor Half Round



Several standard sizes available, or custom sizes.  
Fully upholstered high density foam  
Merge Connectors available, adjustable glides.

Price 1: Outdura basic solid fabric included

IN/OUT

N


Half Round 30 30 x 15 x 17.5

Half Round 40 40 x 20 x 17.5

Half Round 50 50 x 25 x 17.5

Half Round 60 60 x 30 x 17.5

### Queue Outdoor Round



Several standard sizes available, or custom sizes.  
Fully upholstered high density foam  
Merge Connectors available, adjustable glides.

Price 1: Outdura basic solid fabric included

IN/OUT

N

"20-12#

1 Custom  
box/ 4 skid

Round 20 20 x 20 x 17.5


Round 30 30 x 30 x 17.5

Round 40 40 x 40 x 17.5

Round 50 50 x 50 x 17.5

Round 60 60 x 60 x 17.5

### Queue Outdoor Arm



W-30" D-8" H-25"

Fully upholstered high density foam

Price 1: Outdura basic solid fabric included

IN/OUT

N

13

2/XL box

# MODULAR SEATING

## SERENE

### Main Module



W-29" D-29" H-27" SH-18.5" AH-24"  
Price 1 includes the fabric and finish  
Add upcharge for COM  
4 yards

INDOOR/  
OUTDOOR

Y

STACK

N

WT

25

PKG

3/skid

### Corner Module



W-29" D-29" H-27" SH-18.5" AH-24"  
Price 1 includes the fabric and finish  
Add upcharge for COM  
6 yards

Y

N

29

3/skid

### Arm Chair



W-29" D-29" H-27" SH-18.5" AH-24"  
Price 1 includes the fabric and finish  
Add upcharge for COM  
4 yards

Y

N

26

3/skid

### Side Chair with Armrest



W-29" D-29" H-27" SH-18.5" AH-24"  
Choice of Left Facing Arm or Right Facing Arm  
Price 1 includes the fabric and finish  
Add upcharge for COM - 4 yards

Y

N

26

3/skid

## STUDIO

### Studio 550A - Corner Element with High Rise Back, 1 Side Panel and Cushion



W-29.5" D-27.5" H-51" SH-18"  
Adjustable Chrome or White Legs  
Upholstered COM or graded fabrics

IN

N

88

1 /Pallet

### Studio 550C - Arm Chair High Rise Back, 2 Side Panels and Cushion



W-29.5" D-27.5" H-51" SH-18"  
Adjustable Chrome or White Legs  
Upholstered COM or graded fabrics

IN

N

88

1/Pallet

## MODULAR SEATING

### STUDIO cont.

#### Studio 551BC - 2 Seat Sofa with Low Back & Cushion



W-55" D-27.5" H-34" SH-18"  
2 Seat Sofa with low back, cushion and adjustable white or chrome plated legs.  
Upholstered COM or graded fabrics

INDOOR/  
OUTDOOR

IN

STACK

N

WT

109

PKG

1/Pallet

#### Studio 551C - 2 Seat Bench with High Back and Cushion



W-55" D-26" H-51" SH-18"  
2 Seat Bench with high back, cushion and adjustable white or chrome plated legs.  
Upholstered COM or graded fabrics

IN

N

132

1/Pallet

#### Studio 552B - 2 Seat Sofa with Low Back, Cushion & 2 Side Panels



W-59" D-27.5" H-34" SH-18"  
2 Seat Sofa with low back, 2 side panels, cushion and adjustable white or chrome plated legs.  
Upholstered COM or graded fabrics

IN

N

144

1/Pallet

#### Studio 552C - 2 Seat Bench with High Rise Back, 2 Side Panels and Cushion



W-59" D-27.5" H-51" SH-18"  
Adjustable Chrome or White Legs  
Upholstered COM or graded fabrics  
High Back Rest: 4 yds  
2 Side Panels: 4 yds  
Seat: 1.60 yds  
Cushion: 1.55 yds

IN

N

176

1 /Pallet

#### Studio 553C - 2 Seat Bench with Metal Legs



W-55" D-26" SH-18"  
2 Seat Bench with adjustable white or chrome plated legs.  
Upholstered COM or graded fabrics

IN

N

66

1/Pallet

#### Studio 554B - 2 Seat Sofa with Low Back, Cushion & Right Side Panel



W- 57" D-27.5" H-34" SH-18"  
2 Seat Sofa with low back, cushion, right side panel and adjustable white or chrome plated legs.  
Upholstered COM or graded fabrics





IN

N

130

1 /Pallet

## MODULAR SEATING

STUDIO cont.		INDOOR/ OUTDOOR	STACK	WT	PKG
<b>Studio 554C - 2 Seat Bench with High Back, Cushion &amp; Right Side Panel</b> 	W-57" D-28" H-51" SH-18" 2 Seat Bench with high back, cushion, right side panel and adjustable white or chrome plated legs. Upholstered COM or graded fabrics	IN	N	154	1/Pallet
<b>Studio 555B - 2 Seat Sofa with Low Back, Cushion &amp; Left Side Panel</b> 	W-57" D-27.5" H-34" SH-18" 2 Seat Sofa with low back, cushion, left side panel and adjustable white or chrome plated legs. Upholstered COM or graded fabrics	IN	N	130	1 /Pallet
<b>Studio 555C - 2 Seat Bench with High Back, Cushion &amp; Left Side Panel</b> 	W-57" D-28" H-51" SH-18" 2 Seat Bench with high back, cushion, left side panel and adjustable white or chrome plated legs. Upholstered COM or graded fabrics	IN	N	154	1 /Pallet
<b>Studio 556CU - Upholstered Lumbar Cushion</b> 	W-28.25" D-27" H-30" SH-18" Turning Table with Urban Table top and white painted support.	IN	N		1/Pallet



# MODULAR SEATING

## STUDIO cont.

### Studio 556EL Connecting Panel ONLY

W-39" D-2" H-51"  
Upholstered panel is available COM or choose  
any of our graded fabrics.

INDOOR/  
OUTDOOR

STACK

WT

PKG

IN

N

40

1 Custom  
box

Photo Currently  
Unavailable

### Studio USB Set EL01

USB Set for the 2 seat sofa  
Indoor only.



### Studio 550T Compact Turning Table

W-28.25" D-27" H-30" SH-18"  
Turning Table with Urban Table top and  
white painted support.  
Stackable, indoor use only.





# BOOTH SEATING

---

## BOOTH SEATING

### BRENT

INDOOR/  
OUTDOOR

WT

PKG

#### Lounge

W-52" D-26.5" H-53" SH-19"

IN

100

1 Custom  
box/ 1 skid



Wood Frame, fully upholstered, 4.5" brushed aluminum legs  
Fabric seat- 2.5 yds.  
Fabric back- 7.5 yds

### CALLA

#### Booth Straight

W-46" D-24" H-36" SH-18" SD-18

IN

77

1 Custom  
box/ 1 skid



Wood Base / Upholstered Back  
(2 Yards Plain Fabric Inside Back & 3 Yards for Seat & Remainder)

### CHARLES

#### Booth Straight

W-46" D-25" H-35" SH-18" SD-18"

IN

77

1 Custom  
box/ 1 skid



Wood Base / Button Tufted Back  
(5 Yards Plain Fabric / 2 Back & 3 Seat)

### CLUB

#### Booth Straight

W-73" D-30" SD-22" H-67" SH-18.5" AH-72"

IN

1 Custom  
box/ 1 skid



Wood Base /Aluminum Legs /Upholstered Back

### CYBER

#### Booth Straight

W-120" D-30" SD-27" H-86" SH-18.5"

IN

1 Custom  
box/ 1 skid



Wood Base / Upholstered Back

# BOOTH SEATING

ELYSE MODULAR BOOTH SYSTEM <i>(Patent Pending)</i>	INDOOR/ OUTDOOR	WT	PKG
--	--------------------	----	-----

## Elyse-48



Tall Back: W-48" D-25" H-65.5" SH-17" SD-17.5"  
 Low Back: W-48" D-25" H-48" SH-17" SD-17.5"  
 High back seat & inside back only: 6.75 yds  
 Low back seat & inside back only: 5.0 yds  
**Price 1:** Black ABS Base / **Fully Upholstered** Seat, Inside & Outside Back  
**Price 2:** Black ABS Base / Upholstered Seat & Inside Back / Outside Back Panel: **Unfinished**

IN 195 lbs 1/Skid

BACK PANEL OPTIONS

## Elyse-24



Tall Back: W-24.5" D-25" H-65.5" SH-17" SD-17.5"  
 Low Back: W-24.5" D-25" H-48" SH-17" SD-17.5"  
**Price 1:** Black ABS Base / **Fully Upholstered** Seat, Inside & Outside Back  
**Price 2:** Black ABS Base / Upholstered Seat & Inside Back / Outside Back Panel: **Unfinished**

IN 104 lbs 1/Skid

BACK PANEL OPTIONS

## Elyse-Corner



Tall Back: W-24.75" D-25" H-65.5" SH-17" SD-17.5"  
 Low Back: W-24.75" D-25" H-48" SH-17" SD-17.5"  
**Price 1:** Black ABS Base / **Fully Upholstered** Seat, Inside & Outside Back  
**Price 2:** Black ABS Base / Upholstered Seat & Inside Back / Outside Back Panel: **Unfinished**

IN 162 lbs 1/Skid

BACK PANEL OPTIONS

## ELYSE ROUND MODULAR BOOTH

### Elyse Round-48



Tall Back: W-48" D-25" H-65.5" SH-17" SD-17.5"  
 Low Back: W-48" D-25" H-48" SH-17" SD-17.5"  
 High back seat & inside back only: 6.75 yds  
 Low back seat & inside back only: 5.0 yds  
**Price 1:** Black ABS Base / **Fully Upholstered** Seat, Inside & Outside Back  
**Price 2:** Black ABS Base / Upholstered Seat & Inside Back / Outside Back Panel: **Unfinished**

IN 195 lbs 1/Skid

BACK PANEL OPTIONS

# BOOTH SEATING

## ELYSE ROUND MODULAR BOOTH SYSTEM cont. (Patent Pending)

### Elyse Round-24



BACK PANEL OPTIONS

Tall Back: W-24.5" D-25" H-65.5" SH-17" SD-17.5"

Low Back: W-24.5" D-25" H-48" SH-17" SD-17.5"

**Price 1:** Black ABS Base / **Fully Upholstered** Seat, Inside & Outside Back

**Price 2:** Black ABS Base / Upholstered Seat & Inside Back / Outside Back Panel: **Unfinished**

INDOOR/  
OUTDOOR

WT

PKG

IN

104 lbs

1/Skid

## EVANWOOD

### Booth Straight



W-46" D-24" H-42" SH-18" SD-18"

Wood Base // Button Accented Back  
(6 Yards Plain Fabric // 2.5 Back & 3.5 Seat)

INDOOR/  
OUTDOOR

WT

PKG

IN

1 custom  
box/ 1 skid

## JAZZ

### 110 Booth Straight



W-39.25" D-26.25" H-43" SH-18"

STRAIGHT SECTION  
Black ABS Base  
(5 Yards Plain Fabric; 3 Back & 2 Seat)

IN

77

1 custom  
box/ 1 skid

### 110 CT Booth Corner



W-39.25" D-31.5" H-43" SH-18"

CORNER SECTION  
Black ABS Base  
(7 Yards Plain Fabric; 5 Back & 2 Seat)

IN

77

1 custom  
box/ 1 skid

### Double Booth

W-39.25" D-48.5" H-43" SH-18"

IN

photo currently  
unavailable

## BOOTH SEATING

### MARIANNA

#### Booth Straight

W-46" D-27" H-42" SH-18" SD-20"

INDOOR/  
OUTDOOR

WT

PKG

IN

1 custom  
box/ 1 skid



Wood Base // Button Accented Back  
(5 Yards Plain Fabric // 1.75 Back & 3.25 Seat)

### MUSCARI

#### Booth Straight

W-46" D-23.5" H-36" SH-18" SD-18"

IN

77

1 custom  
box/ 1 skid



Wood Base / Upholstered Back  
(1 Yard Plain Fabric Inside Back & 4 Yards for Seat & Remainder)

### SINGLE STANDARD CUSTOM BOOTH

#### Booth Straight

W-46" D-24" H-36" SH-18" SD-18"

IN

1 custom  
box/ 1 skid



Wood Base // Smooth Back  
(4 Yard Plain Fabric / 1 Back & 3 Seat)

### WILMINGTON

#### Booth Straight

W-46" D-24" H-42" SH-18" SD-18"

IN

1 custom  
box/ 1 skid



Wood Base // Smooth Back  
(5 Yards Plain Fabric / 1.5 Back & 3 Seat)



# TABLES

---

# TABLES

## BASES

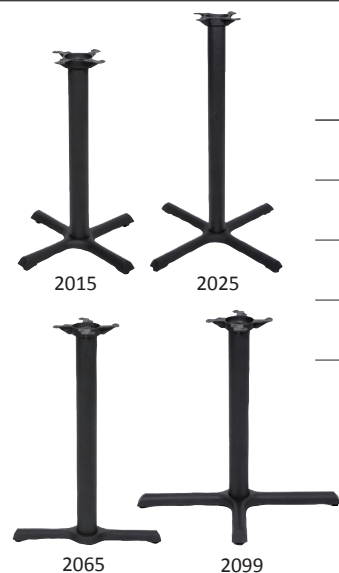
### 1900 SERIES



Cast Iron for indoor use.

ITEM	HT	SPREAD	TOP	DESCRIPTION	WT	PKG
1908	Dine	8"	24"	Boltdown		
1917	Dine	17"	24" - 30"	Round	23	1/box-10 skid
1922	Dine	22"	36" - 40" or 24"x42"	Round	35	1/box-10 skid
1930	Dine	30"	48" - 60"	Round. 18" Spider	57	1/box-10 skid

### 2000 SERIES



Cast Iron for indoor use.

ITEM	HT	SPREAD	TOP	DESCRIPTION	WT	PKG
2015	Dine	22"	24" - 30"	4 Leg	18	1/box-10 skid
2025	Dine	30"	36" - 42"	4 Leg	20	1/box-10 skid
2033	Dine	33"	42" - 60"	4 Leg. Black finish with 18" Spider	27	1/box-10 skid
2065	Dine	22" x 5"	48" & Longer (2 per table)	T Leg	13	1/box-10 skid
2099	Dine	22" x 30"	Oblong	4 Leg	19	1/box-10 skid

### 4000 SERIES



Cast Iron for indoor use.

ITEM	HT	SPREAD	TOP	DESCRIPTION	WT	PKG
4020	Dine	20"	24" - 30"	3 Leg Classic. Black Finish 18" Spider	43	1/box-10 skid



# TABLES

## BASES

### 4150



Cast Iron for indoor use.

ITEM	HT	SPREAD	TOP	DESCRIPTION	WT	PKG
4150	28.5"	24"	36" - 40"	4 Prong Cast Iron Bistro Base. Black Finish.	64	1/box-10 skid

### 7000 SERIES



Cast Iron for indoor use.

ITEM	HT	SPREAD	TOP	DESCRIPTION	WT	PKG
7017	Dine	18"	24" - 30"	Round Spoon. Black Finish.	24	1/box-10 skid
7022	Dine	22"	36" - 40" or 24"x42"	Round Spoon. Black Finish.	36	1/box-10 skid

### 90000 SERIES



Suitable for indoor/outdoor use.

ITEM	HT	SPREAD	TOP	DESCRIPTION	WT	PKG
90134	Dine	19"	24"-28"	Trumpet Base With Added Weight	37	1 box/ 10 skid
90135	Dine	22"	28"-36"	Trumpet Base With Added Weight	38	1 box/ 10 skid

\*Powder coat option available. Contact Customer Care for details



Suitable for indoor/outdoor use.

ITEM	HT	SPREAD	TOP	DESCRIPTION	WT	PKG
90207	Dine	8"	Up to 24"	Surface Mount Base with Spider	19	1 box/ 20 skid
90207 BH	Bar	8"	Up to 24"	Surface Mount Base with spider	19	1 box/ 20 skid



Suitable for indoor/outdoor use.

ITEM	HT	SPREAD	TOP	DESCRIPTION	WT	PKG
90218	Dine	18"	Up to 32"	With Spider	34	1 box/ 15 skid
90218 BH	Bar	18"	Up to 32"	With Spider	36	1 box/ 15 skid
90220	Dine	21"	Up to 38"	With Spider	53	1 box/ 15 skid
90220 BH	Bar	21"	Up to 38"	With Spider	55	1 box/ 15 skid
90230	Dine	21"	Up to 49"	With Spider & Single 3" Column	90	1 box/ 15 skid

# TABLES

## BASES

### 91000 & 92000 SERIES



Stainless Steel for indoor or outdoor use.

ITEM	HT	SPREAD	TOP	DESCRIPTION	WT	PKG
91818	Dine	17"	Up to 30"	Square Base with spider	41	1 box/ 18 skid
91818-BH	Bar	17"	Up to 30"	Square Base with spider	43	1 box/ 18 skid
92121	Dine	22"	Up to 42"	Square Base with spider	63	1 box/ 18 skid
92121-BH	Bar	22"	Up to 32"	Square Base with spider	64	1 box/ 18 skid

### 91000 & 92000 SERIES cont.



Stainless Steel for indoor or outdoor use.

ITEM	HT	SPREAD	TOP	DESCRIPTION	WT	PKG
92130	Dine	30" X 30"	Up to 48"	Square Base with spider	114	1 box/ 8 skid
92130 BH	Bar	30" X 30"	Up to 42"	Square Base with spider	116	1 box/ 8 skid
9211728	Dine	16" X 28"	24 x 48	Square Base with spider	66	1 box/ 8 skid
9211728BH	Bar	16" X 28"	24 x 48	Square Base with spider	69	skid

### 96000 SERIES



96022

ITEM	HT	SPREAD	TOP	DESCRIPTION	WT	PKG
96017	Dine	17" Square	24x24"	Square Steel Base, Black	41	1 box/ 20 skid
96022	Dine	22" Square	up to 30"	Square Steel Base, Black	62	1 box/ 20 skid
96029	Dine	29" Square	up to 42"	Square Steel Base, Black		1 box/ 20 skid
96017 BH	Bar	17" Square	up to 24"	Square Steel Base, Black		1 box/ 20 skid
96022 BH	Bar	22" Square	up to 30"	Square Steel Base, Black		1 box/ 20 skid
96029 BH	Bar	29" Square	up to 42"	Square Steel Base, Black		1 box/ 20 skid

### 97000 SERIES



97017

ITEM	HT	SPREAD	TOP	DESCRIPTION	WT	PKG
97017	Dine	17" Round	24x24"	Round Steel Base, Black (with spider)	34	1 box/ 20 skid
97022	Dine	22" Round	30" up to 36"	Round Steel Base, Black (with spider)	51	1 box/ 20 skid
97029	Dine	29" Round	up to 42"	Round Steel Base, Black (with spider)		
97017 BH	Bar	17" Round	up to 24"	Round Steel Base, Black (with spider)		
97022 BH	Bar	22" Round	up to 30"	Round Steel Base, Black (with spider)		
97029 BH	Bar	29" Round	up to 42"	Round Steel Base, Black (with spider)		

\*Powder coat option available. Contact Customer Care for details.

# TABLES

## BASES

### 98000 SERIES

Our ingenious stamped steel process creates a strong table base that is guaranteed to last a long time. A welded top plate with a column makes it one of the fastest table base assemblies, using only a single bolt to assemble any base plate style. Made of Steel with a smooth matte black finish. Table and bar height are available for both. **For indoor applications only.**



COLUMN DIAMETER	ITEM	SPREAD	Max Top Size	DESCRIPTION	BAR HEIGHT	WT	PKG
3"	98022-5x	22" x 5" X-Style	36" x 60" (with 2 bases)	Base Plate Stamped Steel Smooth Black Matte		36.85	10/skid
3"	98030-22X	30" x 22" X-Style	30" x 42"	Base Plate Stamped Steel Smooth Black Matte		49.72	10/skid
3"	98022-22X	22" x 22" X-Style	30" x 30"	Base Plate Stamped Steel Smooth Black Matte		45.08	10/skid
3"	98030-30X	30" x 30" X-Style	36" x 36"	Base Plate Stamped Steel Smooth Black Matte		54.37	10/skid
4"	98036-36X	36" x 36" X-Style	54" Round	Base Plate Stamped Steel Smooth Black Matte		74.41	10/skid
*Powder coat option available. Contact Customer Care for details.							
3"	98018-RD	18" Round	30" x 30"	Base Plate Stamped Steel Smooth Black Matte		65.11	10/skid
3"	98022-RD	22" Round	36" x 36"	Base Plate Stamped Steel Smooth Black Matte		85.13	10/skid
4"	98030-RD	30" Round	54" Round	Base Plate Stamped Steel Smooth Black Matte		131.63	10/skid
*Powder coat option available. Contact Customer Care for details.							

# TABLES

## BASES

### ALICE



Alice Cast Iron Bases are beautifully designed to enhance your Restaurant or Café.

For indoor use.

ITEM	HT	SPREAD	TOP	DESCRIPTION	WT	PKG
Alice 22	29	22"	Max Top Size: 30"	Black / 3 Legs.	39	1/box-10 skid
Alice 26	29	26"	Max Top Size: 36"	Black / 3 Legs	41	1/box-10 skid
Alice 32	29	32"	Max Top Size: 52"	Black / 4 Legs	56	1/box-10 skid

### METRO



ITEM	WIDTH	DEPTH	HEIGHT	DESCRIPTION	INDOOR/ OUTDOOR	WT	PKG
Dine Height	17.5"	17.5"	29	Suitable for tops 24" to 36" round and max square 32" in Chrome or Black with Gold or Chrome accent	IN	29	1/Lg Box 10 per skid
Bar Height	17.5"	17.5"	42	Suitable for tops 28" round and max square 28" x 28" in Chrome or Black with Gold or Chrome accent	IN	30	1/LG Box 10 per skid

### ALL WEATHER SERIES



Aluminum for indoor or outdoor use.

ITEM	HT	SPREAD	TOP	DESCRIPTION	WT	PKG
ALB-06 Wt	Dine	24"	24" Top	3 Prong. Extra Weight.	15	1/box - 12 Skid
ALB 07 Wt	Dine	26"	28" - 36"	4 Prong. Extra Weight.	19	1/box - 12 Skid
ALB 11 Wt	Bar	26"	24" - 32"	4 Prong. Extra Weight.	16	1/box - 12 Skid
ALB 12	Dine	36.5" x 23.75"	24"x44" up to 32"x48"	Rectangle 22" Floor to Bottom Crossbar 22.5" Inside Column to Col. 36.5" Spider to Spider 23.75" End Leg to End Leg	15	1/box - 10 Skid

\*Powder coat option available. Contact Customer Care for details.

### SYLVIA



ITEM	HT	SPREAD	TOP	DESCRIPTION	WT	PKG
Sylvia 16	29	16"	Max Top Size: 24"	Black / Round	53	1/box-10 skid
Sylvia 24	29	24"	Max Top Size: 36"	Black / Round	74	1/box-10 skid

Sylvia 16

Sylvia 26

## AIDEN FOLDING TABLE



WIDTH	DEPTH	HEIGHT	DESCRIPTION	INDOOR/ OUTDOOR	WT	PKG
23.5" ROUND	23.5"	29.5"	The table tops are made of steel, the three spokes bases are made of co-injected metal and techno polymer. Stem and cross are made in aluminum, and provided with flip-top joint. Available in round or square in white, black, indigo, grey, bordeaux, lime of mineral grey.	IN/OUT	25	1/Box
23.5" SQUARE	23.5"	29.5"		IN/OUT	25	1/Box

## AIDEN TABLE



ITEM	WIDTH	DEPTH	HEIGHT	DESCRIPTION	INDOOR/ OUTDOOR	WT	PKG
Round	23.5"	23.5"	19.5"	The aluminum bases have three or four spokes with adjustable feet, and the stems come in sections with three or four surfaces. Table tops are made of steel: the tables are thus painted in a solid color and easily customizable and adaptable. Available in round or square in indigo, grey, bordeaux, lime or mineral grey.	IN/OUT	22	1/Box
Round	27.5"	27.5"	19.5"		IN/OUT	23	1/Box
Round	23.5"	23.5"	29"		IN/OUT	23	1/Box
Round	27.5"	27.5"	29"		IN/OUT	24	1/Box
Round	23.5"	23.5"	39.5"		IN/OUT	24	1/Box
Round	23.5"	23.5"	43.5"		IN/OUT	24	1/Box
Square	23.5"	23.5"	19.5"		IN/OUT	26	1/Box
Square	27.5"	27.5"	19.5"		IN/OUT	29	1/Box
Square	23.5"	23.5"	29"		IN/OUT	27	1/Box
Square	27.5"	27.5"	29"		IN/OUT	30	1/Box
Square	23.5"	23.5"	39.5"		IN/OUT	28	1/Box
Square	27.5"	27.5"	43.5"		IN/OUT	28	1/Box

## BLOX



ITEM	WIDTH	DEPTH	HEIGHT	INDOOR/ OUTDOOR	WT	PKG
Blox 24	24"	24"	28"	IN/OUT	29	10/skid
Blox 32	32"	32"	28"	IN/OUT	38	10/skid
Blox 36	36"	36"	28"	IN/OUT	40	10/skid
Blox 24 BH	24"	24"	42"	IN/OUT	40	10/skid
Blox 32 BH	32"	32"	42"	IN/OUT	49	10/skid
Blox 36 BH	36"	36"	42"	IN/OUT	51	10/skid
Blox ADA 30x48	30"	48"	31"	IN/OUT	60	10/skid
Blox ADA 28x36	28"	36"	31"	IN/OUT	50	10/skid

## BREEZE TABLE



WIDTH	DEPTH	HEIGHT	DESCRIPTION	INDOOR/ OUTDOOR	WT	PKG
32"	32"	30"	12 gauge aluminum. Charcoal black finish. Perfect for all weather conditions and does not retain heat.	IN/OUT	24	1 box/ 10 skid

# TABLES

## JOLIE



WIDTH	DEPTH	HEIGHT	DESCRIPTION	INDOOR/ OUTDOOR	WT	PKG
21"	21"	21"	<b>Base Options: (choose one)</b> Black or White metal <b>Top Options: (choose one)</b> Urban: White, Black or Grey Abet Laminati: Brown Oak, Oak, Turtle or White	IN	26	1 Lg box/ 8 skid

*Note: Dark top colors tend to show scuffs, abrasions and scratches more than lighter colors.*

## MALIBU TABLE




ITEM	WIDTH	DEPTH	HEIGHT	DESCRIPTION	INDOOR/ OUTDOOR	WT	PKG
Bar Table	28"	28"	41"	Poly Teak with Powdercoated Aluminum Frame	OUT	31	1 box/ 8 skid
Bar Table	44"	28"	41"	Poly Teak with Powdercoated Aluminum Frame	OUT	38	1 box/ 8 skid
Dining Table	36"	36"	30"	Poly Teak with Powdercoated Aluminum Frame	OUT	33	1 box/ 8 skid
Dining Table	36"	36"	30"	Poly Teak with Powdercoated Aluminum Frame	OUT	33	1 box/ 8 skid

# TABLES

## MONTEREY

### Monterey Bench



W-65" D-20" H-18"

IN/OUT

50

skid

Single length bench for indoors and outdoors.

Available in all MONTEREY metal and URBAN top finishes.

Price 1: Includes Class 1 Urban

Price 2: Includes Class 2 Urban

Price 3: Includes Class 3 Urban

Table top options include Antique Oak, Black Flame, Brushed Cement, Fire Flame, White Carrara, Black Marble and Palladio.

#20 White is a 5% upcharge. Must be floor mounted.

Finish options: 09 Aluminum, 45 Grey, 3D Black Matte, 28 Graphite, Rust 23, 53 Nickel

### Monterey Round Table



ITEM	DESCRIPTION	INDOOR/ OUTDOOR	WT	PKG
Round Table	D-71" H-29" SH-18" Tabletop W-43.25" SD-14"	IN/OUT	189 LBS	4/XL Skid

Table top options include Antique Oak, Black Flame, Fire Flame, White Carrara, Black Marble and Palladio.

#20 White is a 5% upcharge.

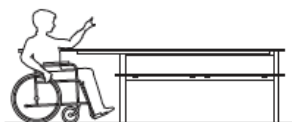
Finish options: 09 Aluminum, 45 Grey, 3D Black Matte, 28 Graphite, Rust 23, 53 Nickel.

Umbrella hole is 1 3/8" diameter. Can use up to 1 3/8" recommended 1/4" anchor bolt (red head or other) 3-4" bolt for 2-3" cement penetration. Floor mounting required: Minimum 3/4" Anchor Bolt (red head or similar) with 2"-3" penetration into cement patio/slab or cement footing.

### Monterey Dine Height Table



ITEM	DESCRIPTION	INDOOR/ OUTDOOR	WT	PKG
Dine Height Table 47"	Tabletop W-31" Complete W-62" SW-15.5" L-47" H-28" SH-18"	IN/OUT	136 LBS	5/XL Skid
Dine Height Table 55"	Tabletop W-31" Complete W-62" SW-15.5" L-55" H-28" SH-18"	IN/OUT	154 LBS	5/XL Skid
Dine Height Table 63"	Tabletop W-31" Complete W-62" SW-15.5" L-63" H-28" SH-18"	IN/OUT	172 LBS	5/XL Skid (34"W x 74"L)
Dine Height Table 71"	Tabletop W-31" Complete W-62" SW-15.5" L-71" H-28" SH-18"	IN/OUT	189 LBS	5/XL Skid



\*Additional \$656 LIST for ADA additional 19 5/8" unobstructed ends.

# TABLES

## MONTEREY cont.

### Monterey Bar Height Table



Bar Height Table 47	Tabletop W-31" Complete W-62" SW-15.5" L-47" H-42" SH-30"	IN/OUT	175 LBS	4/XL Skid
Bar Height Table 55	Tabletop W-31" Complete W-62" SW-15.5" L-55" H-42" SH-30"	IN/OUT	220 LBS	4/XL Skid
Bar Height Table 63	Tabletop W-31" Complete W-62" SW-15.5" L-63" H-42" SH-30"	IN/OUT	234 LBS	4/XL Skid (54"W x 82"L)
Bar Height Table 71	Tabletop W-31" Complete W-62" L-71" H-42" SH-30"	IN/OUT	250 LBS	4/XL Skid

Table top options include Antique Oak, Black Flame, Brushed Cement, Fire Flame, White Carrara, Black Marble and Palladio. | #20 White is a 5% upcharge. | Must be floor mounted. | Finish options: 09 Aluminum, 45 Grey, 3D Black Matte, 28 Graphite, Rust 23, 53 Nickel | Hole is 3/8" diameter. Can use up to 3/8" recommended 1/4" anchor bolt (red head or other) 3-4" bolt for 2-3" cement penetration.

### Monterey Pub Bar Table



ITEM	DESCRIPTION	INDOOR/ OUTDOOR	WT	PKG
Pub Bar Table 47	W-47" D-32.5" H-42" SH-30.5"	IN/OUT	92 LBS	4/XL Skid
Pub Bar Table 55	W-55" D-32.5" H-42" SH-30.5"	IN/OUT	101 LBS	4/XL Skid
Pub Bar Table 63	W-63" D-32.5" H-42" SH-30.5"	IN/OUT	108 LBS	4/XL Skid
Pub Bar Table 71	W-71" D-32.5" H-42" SH-30.5"	IN/OUT	117 LBS	4/XL Skid

Table top options include Antique Oak, Black Flame, Brushed Cement, Fire Flame, White Carrara, Black Marble and Palladio. | #20 White is a 5% upcharge. | Must be fixed to the wall and floor mounted. | Finish options: 09 Aluminum, 45 Grey, 3D Black Matte, 28 Graphite, Rust 23, 53 Nickel.

### NOVA COMPLETE TABLE



WIDTH	DEPTH	HEIGHT	DESCRIPTION	INDOOR/ OUTDOOR	WT	PKG
19.5"	Urban Top 31.5" Round	28.5"	White Aluminum Base	IN/OUT	62	1 box 4/skid
19.5"	Urban Top 39.5" Round	28.5"	White Aluminum Base	IN/OUT	66	1 box 4/skid
19.5"	Urban Top 47" Round	28.5"	White Aluminum Base	IN/OUT	73	1 box 4/skid

Note: Dark top colors tend to show scuffs, abrasions and scratches more than lighter colors.



# TABLES

## SERENE

### Center Low Table



WIDTH	DEPTH	HEIGHT	DESCRIPTION	INDOOR/ OUTDOOR	WT	PKG
24"	44"	16"	The frame is outdoor powder-coated metal	IN	34	6/skid

### Side Table



WIDTH	DEPTH	HEIGHT	DESCRIPTION	INDOOR/ OUTDOOR	WT	PKG
30"	30"	16"	The frame is outdoor powder-coated metal	IN	29	6/skid

# TABLES

## STAND



Features include multiple bag hooks underneath the tops.

ITEM	WIDTH	DEPTH	HEIGHT	INDOOR/ OUTDOOR	WT	PKG
Stand Table 4720	47"	20"	43.5"	OUT	78 LBS	10/skid
Stand Table 7120	71"	20"	43.5"	OUT	81 LBS	10/skid
Stand Table 4728	47"	27.5"	43.5"	OUT	94 LBS	10/skid
Stand Table 7127	71"	27"	43.5"	OUT	96 LBS	10/skid

## VELDA SERIES



ITEM	SPREAD	TOP	HEIGHT	DESCRIPTION	INDOOR/ OUTDOOR	WT	PKG
V743IM	19"	Up to 36"	Dine	Brushed SS Base w/Wood Column	IN	40	1 box/ 4 skid
V743IMA	19"	Up to 28"	Bar	Brushed SS Base w/Wood Column	IN	46	1 box/ 4 skid
V760IM	24"	Up to 40"	Dine	Brushed SS Base w/Wood Column	IN	48	1 box/ 4 skid

Brushed SS for indoor use only.

## VENUS



ITEM	SPREAD	TOP	HEIGHT	DESCRIPTION	INDOOR/ OUTDOOR	WT	PKG
VENUS	17"	28"	Dine	Available in black aluminum or white finish. Max wt 25lbs.	IN/OUT	16	1 box/ 10 skid

Metal technopolymer for indoor or outdoor use.

## ZSA ZSA



ITEM	DIAMETER	HEIGHT	DESCRIPTION	INDOOR/ OUTDOOR	WT	PKG
Zsa Zsa CM20	16"	20"	Carrara Marble Base + Urban Top	IN	29 LBS	1/LG Box
Zsa Zsa CM26	16"	26"	Carrara Marble Base + Urban Top	IN	30 LBS	1/LG Box
Zsa Zsa CEM20	16"	20"	Cement Base + Urban Top	IN	29 LBS	1/LG Box
Zsa Zsa CEM26	16"	26"	Cement Base + Urban Top	IN	30 LBS	1/LG Box

Cylindrical base made of your choice of white carrara marble or cement base. Metal stem is available 19.5" height or 25.5" height in your choice of painted colors white, black or gold (Marble Base only). Choose one of our Urban Tops to complete the look

# TABLES


## TOPS

### Acre™

ACRE™ is a new material, suited for a wide range of applications. Produced without touching a single tree, ACRE™ relies on up-cycled rice hulls. Rice hulls provide incredible resistance to water, weather, rot and pests along with great beauty and texture. ACRE™ is 100% waterproof — traditional maintenance and replacement associated with wood is not necessary. Available in Natural, Dark Walnut, Chocolate and Solid Black (+3% upcharge)

\*Custom Sizes/Shapes and build down edge available upon request.


ITEM	SIZE	DESCRIPTION
ACRE 23	23" Round/Square	ACRE™ relies on up-cycled rice hulls. 1" thick
ACRE 27	27" Round/Square	ACRE™ relies on up-cycled rice hulls. 1" thick
ACRE 31	31" Round/Square	ACRE™ relies on up-cycled rice hulls. 1" thick
ACRE 36	36" Round/Square	ACRE™ relies on up-cycled rice hulls. 1" thick
ACRE 2330	23" x 30" Rectangle	ACRE™ relies on up-cycled rice hulls. 1" thick
ACRE 3047	30" x 47" Rectangle	ACRE™ relies on up-cycled rice hulls. 1" thick



### Corian Table Tops | Glacier White

Corian Solid Surface Glacier White with eased edge and .75" unpainted MDF base.

ITEM	SIZE	DESCRIPTION
Glacier White 18R	18" X 1" Round	Corian Solid Surface Glacier White with eased edge and .75" unpainted MDF base.
Glacier White 24R	24" x 1" Round	Corian Solid Surface Glacier White with eased edge and .75" unpainted MDF base.
Glacier White 29.5R	29.5" x 1" Round	Corian Solid Surface Glacier White with eased edge and .75" unpainted MDF base.
Glacier White 36R	36" x 1" Round	Corian Solid Surface Glacier White with eased edge and .75" unpainted MDF base.
Glacier White 42R	42" x 1" Round	Corian Solid Surface Glacier White with eased edge and .75" unpainted MDF base.
Glacier White 18S	18" x 18" x 1" Square	Corian Solid Surface Glacier White with eased edge and .75" unpainted MDF base.
Glacier White 24S	24" x 24" x 1" Square	Corian Solid Surface Glacier White with eased edge and .75" unpainted MDF base.
Glacier White 29.5S	29.5" x 29.5" x 1" Square	Corian Solid Surface Glacier White with eased edge and .75" unpainted MDF base.
Glacier White 36S	36" x 36" x 1" Square	Corian Solid Surface Glacier White with eased edge and .75" unpainted MDF base.
Glacier White 42S	42" x 42" x 1" Square	Corian Solid Surface Glacier White with eased edge and .75" unpainted MDF base.
Glacier White 24/29.5	24" x 29.5" x 1" Rectangle	Corian Solid Surface Glacier White with eased edge and .75" unpainted MDF base.
Glacier White 29.5/48	29.5" x 48" x 1" Rectangle	Corian Solid Surface Glacier White with eased edge and .75" unpainted MDF base.



square table top



round table top

Crating Fee Not Included

MIN 5 pieces / MAX 15 pieces

## TABLES

### TOPS

#### LAMINATE - SOLID MAPLE EDGE

Laminate Top 1" thick for indoor use.

-Wilsonart standard patterns and finishes only priced here. Other laminates quoted upon request.

-Prices are per each table top with any combination of sizes in the same laminate color/pattern only.


-Less than 26 pieces with Maple Edges requires a set up charge, per size per color

-Other sizes and thickness quoted on request.

-Available Edging for Solid Maple Wood Edge: Standard Square Edge, 1/2 Bullnose, Full Bullnose, OG Edge, Beveled Edge -Finished in any of Beaufurn's Standard colors

ORDER OF ONE TOP NOT ACCEPTABLE

ITEM	SIZE	DESCRIPTION	INDOOR/ OUTDOOR	WT	PKG
LAM-24R	24" Round	1" Thick Laminate top	IN	17	10/skid
LAM-28R	28" Round	1" Thick Laminate top	IN	23	10/skid
LAM-30R	30" Round	1" Thick Laminate top	IN	26	10/skid
LAM-32R	32" Round	1" Thick Laminate top	IN	30	10/skid
LAM-36R	36" Round	1" Thick Laminate top	IN	37	10/skid
LAM-38R	38" Round	1" Thick Laminate top	IN	42	10/skid
LAM-42R	42" Round	1" Thick Laminate top	IN	51	10/skid
LAM-48R	48" Round	1" Thick Laminate top	IN	66	10/skid
LAM-60R	60" Round	1" Thick Laminate top	IN	104	10/skid
LAM-24S	24" Square	1" Thick Laminate top	IN	15	10/skid
LAM-28S	28" Square	1" Thick Laminate top	IN	23	10/skid
LAM-30S	30" Square	1" Thick Laminate top	IN	26	10/skid
LAM-32S	32" Square	1" Thick Laminate top	IN	30	10/skid
LAM-36S	36" Square	1" Thick Laminate top	IN	37	10/skid
LAM-38S	38" Square	1" Thick Laminate top	IN	42	10/skid
LAM-42S	42" Square	1" Thick Laminate top	IN	51	10/skid
LAM-48S	48" Square	1" Thick Laminate top	IN	55	10/skid
LAM-2432	24" x 32" Rect	1" Thick Laminate top	IN	22	10/skid
LAM-3048	30" x 48" Rect	1" Thick Laminate top	IN	42	10/skid
LAM-3060	30" x 60" Rect	1" Thick Laminate top	IN	52	10/skid



# TABLES

## TOPS

### LAMINATE - SELF EDGE

Laminate Top 1" thick for indoor use.

\*PRICING ON 1-4 PIECES IS THE TOTAL PRICE, NOT EACH. example: PRICE FOR 4 IS THE SAME AS PRICE FOR 1, 2 OR 3.


-Wilsonart standard patterns and colors only priced here. Other laminates quoted upon request.

-Pricing for 3mm PVC edge, quote same as Self-edge

-With the exception of 1-4 qty, prices are per each table top with any combination of sizes in the same laminate color/pattern only.

-Other sizes and thickness quoted on request.

ORDER OF ONE TOP NOT ACCEPTABLE



ITEM	SIZE	DESCRIPTION	WT	PKG
LAM-24R	24" Round	1" Thick Laminate top	18	10/skid
LAM-28R	28" Round	1" Thick Laminate top	23	10/skid
LAM-30R	30" Round	1" Thick Laminate top	26	10/skid
LAM-32R	32" Round	1" Thick Laminate top	30	10/skid
LAM-36R	36" Round	1" Thick Laminate top	37	10/skid
LAM-38R	38" Round	1" Thick Laminate top	42	10/skid
LAM-42R	42" Round	1" Thick Laminate top	51	10/skid
LAM-48R	48" Round	1" Thick Laminate top	66	10/skid
LAM-60R	60" Round	1" Thick Laminate top	104	10/skid
LAM-24S	24" Square	1" Thick Laminate top	15	10/skid
LAM-28S	28" Square	1" Thick Laminate top	23	10/skid
LAM-30S	30" Square	1" Thick Laminate top	26	10/skid
LAM-32S	32" Square	1" Thick Laminate top	30	10/skid
LAM-36S	36" Square	1" Thick Laminate top	37	10/skid
LAM-38S	38" Square	1" Thick Laminate top	42	10/skid
LAM-42S	42" Square	1" Thick Laminate top	51	10/skid
LAM-48S	48" Square	1" Thick Laminate top	55	10/skid
LAM-2432	24" x 32" Rect	1" Thick Laminate top	22	10/skid
LAM-3048	30" x 48" Rect	1" Thick Laminate top	42	10/skid
LAM-3060	30" x 60" Rect	1" Thick Laminate top	52	10/skid

## TABLES

### TOPS

#### LAMINATE - T-MOLD

Laminate Top 1" thick for indoor use.


\*PRICING ON 1-4 PIECES IS THE TOTAL PRICE, NOT EACH. example: PRICE FOR 4 IS THE SAME AS PRICE FOR 1, 2 OR 3.

-Wilsonart standard patterns and colors only priced here. Other laminates quoted upon request.

-With the exception of 1-4 qty, prices are per each table top with any combination of sizes in the same laminate color/pattern only.

-Other sizes and thickness quoted on request.

ORDER OF ONE TOP NOT ACCEPTABLE



ITEM	SIZE	DESCRIPTION	WT	PKG
LAM-24R	24" Round	1" Thick Laminate top	18	10/skid
LAM-28R	28" Round	1" Thick Laminate top	23	10/skid
LAM-30R	30" Round	1" Thick Laminate top	26	10/skid
LAM-32R	32" Round	1" Thick Laminate top	30	10/skid
LAM-36R	36" Round	1" Thick Laminate top	37	10/skid
LAM-38R	38" Round	1" Thick Laminate top	42	10/skid
LAM-42R	42" Round	1" Thick Laminate top	51	10/skid
LAM-48R	48" Round	1" Thick Laminate top	66	10/skid
LAM-60R	60" Round	1" Thick Laminate top	104	10/skid
LAM-24S	24" Square	1" Thick Laminate top	15	10/skid
LAM-28S	28" Square	1" Thick Laminate top	23	10/skid
LAM-30S	30" Square	1" Thick Laminate top	26	10/skid
LAM-32S	32" Square	1" Thick Laminate top	30	10/skid
LAM-36S	36" Square	1" Thick Laminate top	37	10/skid
LAM-38S	38" Square	1" Thick Laminate top	42	10/skid
LAM-42S	42" Square	1" Thick Laminate top	51	10/skid
LAM-48S	48" Square	1" Thick Laminate top	55	10/skid
LAM-2432	24" x 32" Rect	1" Thick Laminate top	22	10/skid
LAM-3048	30" x 48" Rect	1" Thick Laminate top	42	10/skid
LAM-3060	30" x 60" Rect	1" Thick Laminate top	52	10/skid

# TABLES

## TOPS

### MARBLE & GRANITE

Granite and Marble tops for indoor use.  
Minimum order quantity of 5 per size/color

#### Marble Colors:

Arabescato, Black Marquina, Botticino, Calacatta Gold, Green Alpi, Pink Perlino, Red Verona, White Carrara

#### Granite Colors:

Absolute Black, Baltic Brown, Emerald Pearl, Green Marina, Impala Black, Marina Pearl, Paradiso, Pink Beta, Red Balmoral, Serizzo, Uba Tuba, Venetian Gold, White Sardo



**NOTE: MDF Board Is Included In The Prices Below**

SIZE	WT	PKG
24" Round	44	skid
24" Square	44	skid
30" Round	69	skid
32" Round	78	skid
32" Square	78	skid
36" Round	99	skid
36" Square	99	skid
24"x30" Rect.	55	skid
32"x48" Rect.	117	skid
42" Round	135	skid

OTHER SIZES AVAILABLE - CALL FOR QUOTE

Custom Sizes* See Notes Below	varies	skid
----------------------------------	--------	------

M - Class I	Botticino Marble, Pink Beta Granite, White Carrara Marble
M - Class II	Serizzo Granite, White Sardo Granite
M - Class III	Black Marquina Marble, Green Alpi Marble, Pink Perlino Marble, Red Verona Marble
M - Class IV	Baltic Brown Granite, Green Marina Granite, Impala Black Granite, Paradiso Granite, Red Balmoral Granite, Uba Tuba Granite, Venetian Gold Granite
M - Class V	Absolute Black Granite, Emerald Pearl Granite, Marina Pearl Granite
M - Class VI	Arabescato Marble
M - Class VII	Calacatta Gold Marble

3/4" Thick with Standard Edge, Polished with Anti-Stain Treatment, any shape

**MDF BOARD FOR CUSTOM SIZES: ADD \$128 for MDF Board on tops up to 42". ADD \$159 for MDF Board on tops larger than 42"**

**Disclaimer:** Marble tops are anti-stain treated prior to leaving the factory. However, marble is a porous material. Food or liquid stains may occur if they are not removed immediately after happening. We recommend that the marble top be re-treated with anti-stain at least twice a year. This is a simple procedure, and there are many available products on the market that will protect the marble during usage.

#### Custom Sizes:

\* Prices are for 3/4" Thick, Standard Edge, Polished with Anti Stain Treatment -- For 1-1/4" Thickness, Add 30%

\* 3/4" Thick Available ONLY in Edges S A V

\* 1-1/4" Thick Available in Edges S A V OG 3G HB


Custom Top Edges:



Prices Quoted are for Standard Edge



\* Add \$33.00/Per Linear Ft. on Square, Rectangular, and Round Tops  
\* Add \$45.00 Per Linear Ft. on Oval Tops




\* Add \$41.00/Per Linear Ft. on Square, Rectangular, and Round Tops  
\* Add \$51.00 Per Linear Ft. on Oval Tops

# TABLES

## TOPS

### QUARTZ & SOLID SURFACE

PLEASE CALL CUSTOMER SERVICE // QUOTED ON REQUEST PER SIZE AND QUANTITIES -- MINIMUM ORDER  
QUANTITY OF 5 PER SIZE/COLOR






## TABLES

### TOPS

#### MALIBU




ITEM	SIZE	DESCRIPTION	INDOOR/ OUTDOOR	WT	PKG
MALIBU 24R	24" Round	PVC Poly Teak top with aluminum edge. Can be used with any of our bases	IN/OUT	14	10/skid
MALIBU 24 X 32	24 X 32 Rectangle	PVC Poly Teak top with aluminum edge. Can be used with any of our bases	IN/OUT	14	10/skid
MALIBU 32S	32" Square	PVC Poly Teak top with aluminum edge. Can be used with any of our bases	IN/OUT	17	10/skid
MALIBU 32R	32" Round	PVC Poly Teak top with aluminum edge. Can be used with any of our bases	IN/OUT	17	10/skid

# TABLES

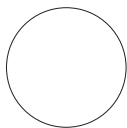
## TOPS

### Urban Table Tops

Class I



Grey (black edge)



White (black edge)




Concrete II (grey edge)



Walnut II (brown edge)

Urban Cotton



Cotton (white edge)

### Urban Table Tops - Stone & Antique Oak

Class II



Antique Oak (brown edge)



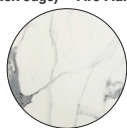
Black Flame (black edge)



Fire Flame (brown edge)



Satin Stainless



White Carrara (white edge)


Class III



Duramatte Black (black edge)



Black Marble (black edge)



Palladio (grey edge)

These tops are made of thermoset resins that are bonded to create a high-density product that is suitable for indoor use or outdoor use.

The Urban Tops come in 1/2" Thickness.

**NOTE: Urban Tops must be pre-drilled for base attachment.**

**Pre-drilling for customer's own base requires mounting plate with CAD drawing and setup fee of \$55.**

*Note: Dark top colors tend to show scuffs, abrasions and scratches more than lighter colors. Custom sizes may be available upon request. Finished dimensions may vary by +/- 3/8". Darker colors will fade under UV rays over time and should be used in covered areas.*

**Optional Edge Profile: "Knife Edge"**

Upcharge \$10 NET per table top



ITEM	SIZE	WT	PKG
URB-24R	24" ROUND	14	skid
URB-27R	27" ROUND	18	skid
URB-30R	29.5" ROUND	20	skid
URB-31R	31" ROUND	21	skid
URB-32R	32" ROUND	25	skid
URB-35R	36" ROUND	27	skid
URB-40R	39.5" ROUND	30	skid
URB-42R	42" ROUND	32	skid
URB-47R	47" ROUND	36	skid
URB-51R	51" ROUND	40	skid
URB-23S	23" SQUARE	14	skid
URB-24S	24" SQUARE	14	skid
URB-27S	27" SQUARE	18	skid
URB-30S	29.5" SQUARE	20	skid
URB-31S	31" SQUARE	21	skid
URB-32S	32" SQUARE	25	skid
URB-35S	36" SQUARE	27	skid
URB-42S	42" SQUARE	32	skid
URB-2430	24" x 30" RECTANGLE	25	skid
URB-2444	24" x 44" RECTANGLE		skid
URB-2448	24" x 48" RECTANGLE		skid
URB-4720	47" x 19.5 RECTANGLE		skid
URB-4732	47" x 31.5" RECTANGLE		skid
URB-3048	30" x 48" RECTANGLE	40	skid
URB-5528	55" X 27.5" RECTANGLE		skid
URB-6031	60" x 31" RECTANGLE		skid

Cut umbrella holes \$45 LIST each.

Tops larger than 48" long are subject to a \$165 LIST crating fee.

## TABLES

### TOPS

#### WOOD VENEER

Maple Veneer\*\* for indoor use.

Our wood surface tops are offered in any of our standard Conversion Varnish Finishes. The conversion varnish offers the ultimate in durability for interior wood surfaces that are exposed to extreme moisture, heat, or mild household chemicals, and are scratch resistant. If you would like to receive technical data, please let us know.



ITEM	SIZE	DESCRIPTION	INDOOR/ OUTDOOR	WT	PKG
WV 24R	24" Round	Maple Veneer 1"*** Straight Edge	IN	13	10/skid
WV 28R	28" Round	Maple Veneer 1"*** Straight Edge	IN		10/skid
WV 30R	30" Round	Maple Veneer 1"*** Straight Edge	IN		10/skid
WV 32R	32" Round	Maple Veneer 1"*** Straight Edge	IN		10/skid
WV 36R	36" Round	Maple Veneer 1"*** Straight Edge	IN		10/skid
WV 38R	38" Round	Maple Veneer 1"*** Straight Edge	IN		
WV 42R	42" Round	Maple Veneer 1"*** Straight Edge	IN		10/skid
WV 48R	48" Round	Maple Veneer 1"*** Straight Edge	IN	79	10/skid
WV 24S	24" Square	Maple Veneer 1"*** Straight Edge	IN	15	10/skid
WV 28S	28" Square	Maple Veneer 1"*** Straight Edge	IN		10/skid
WV 30S	30" Square	Maple Veneer 1"*** Straight Edge	IN		10/skid
WV 32S	32" Square	Maple Veneer 1"*** Straight Edge	IN	29	10/skid
WV 36S	36" Square	Maple Veneer 1"*** Straight Edge	IN	33	10/skid
WV 42S	42" Square	Maple Veneer 1"*** Straight Edge	IN		10/skid
WV 48S	48" Square	Maple Veneer 1"*** Straight Edge	IN		
WV 2430	24" x 30" Rectangle	Maple Veneer 1"*** Straight Edge	IN	20	10/skid
WV 2448	24" x 48" Rectangle	Maple Veneer 1"*** Straight Edge	IN		10/skid
WV 3060	30" x 60" Rectangle	Maple or Beech Veneer 1"*** Straight Edge	IN	49	10/skid
WV 3248	32" x 48" Rectangle	Maple or Beech Veneer 1"*** Straight Edge	IN	44	10/skid

Maple Veneer tops have a banded edge.

Square and rectangular tops have 3/16" banded edge, round tops have self edge.

For Oak or Mahogany veneer add 12%. \*MINIMUM QUANTITY: 5 TOPS PER SIZE\*

SOLID WOOD QUOTED ON REQUEST