



BOBBR[™] UNDERMOUNT STORAGE

PRICE LIST

June 9, 2021

Updated October 3, 2022

800.424.2432

| | | |
|----------------------------------|--|---|
| Bobbr™ Undermount Storage | | |
| General Information | | 3 |
| Product Color Options | | 5 |
| Storage Units | | 6 |
| Accessories | | 8 |
| Peg Accessories | | 9 |



PRODUCT SPECIFICATIONS ■
Bobbr™ Undermount Storage

June 2021

TECHNICAL SPECIFICATIONS

General Undermount

Bobbr Undermount Storage units mount directly to the underside of a worksurface to provide storage space. The unit is supported entirely from the worksurface, allowing it to move freely with adjustable-height desks for maximum user convenience. A fully loaded unit may weigh 58.1 lb.

Shells are symmetrical. Drawers and doors feature a push-to-open mechanism which can be configured when ordered, or ordered later and installed in the field. Installation does not require any specialized tools. Door hand can be easily reconfigured in the field.

The drawer, fixed shelf, and unit bottom feature a felt pad to gently store items.

A perforated hole pattern on 1" centers allows users to hang accessories or other standard pegboard style components from the unit. These perforations also provide air ventilation.

Unit Construction

Each unit is constructed primarily of steel. The shell consists of 16-gauge steel body and a 20-gauge steel fixed shelf. The drawer and hanging shelf are constructed of 20-gauge steel and the cubby door is of 16-gauge steel.

Finish

Components are finished with an electrostatically applied hybrid epoxy powder-coat paint. All standard KI powder-coat finishes are available. When configured with drawers or cubby doors, these options may be specified to a different color than the shell at no extra charge.

USB Charging Port

Storage units may be ordered with a USB-A charging port, accessible at the upper left-hand or right-hand exterior of the unit. The charging port is mounted inside the unit, under the fixed shelf and the cable exits through a 3/4" hole at the rear of the storage unit and attaches to a 10.5-watt power converter. The power converter comes standard with the cable and plugs into a standard power receptacle. Alternately, the charging port may be connected to a computer for power and data transfer, with a maximum data transfer rate of 480Mb/s.

Hanging Metal Shelf

A 9 5/8" wide by 13 1/8" deep shelf may be added later as an option. The hanging shelf features integrated reinforcements which allow letter-sized hanging holders to be mounted side-to-side underneath. No tools are required for hanging metal shelf assembly.

P-Series Locks

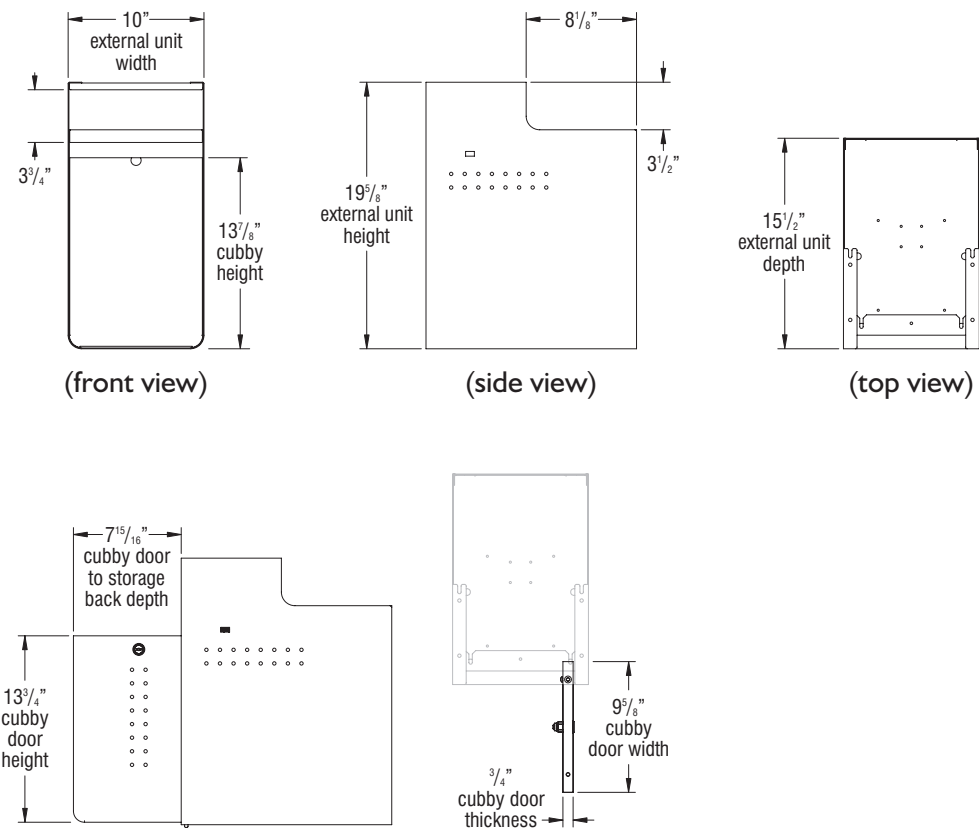
When configured with a drawer or cubby door, storage units feature a P-Series lock. P-Series locks are a high security double-bit lock system, with master key-able lock cores. The lock cores are randomly keyed.

Compliance

Bobbr Undermount Storage s designed and manufactured to meet or exceed required ANSI/BIFMA x5.9-2012.



DIMENSIONS - External Unit Dimensions

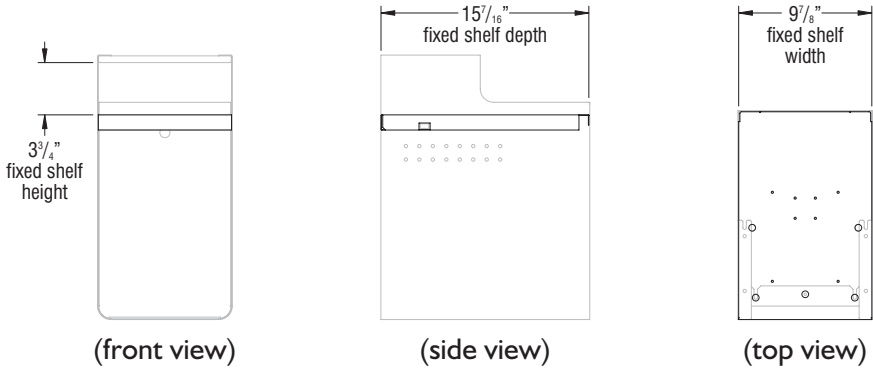


Note: When mounted under a 29" high table with 1 3/16" thick worksurface, there is 8" clearance under the Bobbr unit.



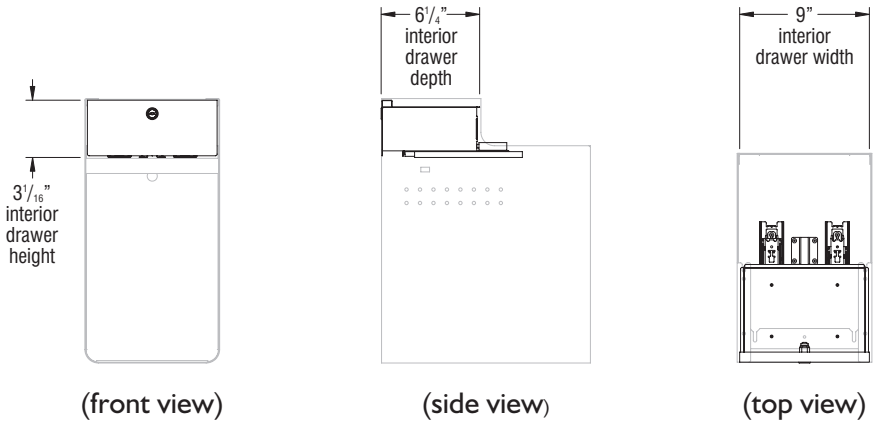
DIMENSIONS - Internal Unit Dimensions

Fixed Shelf



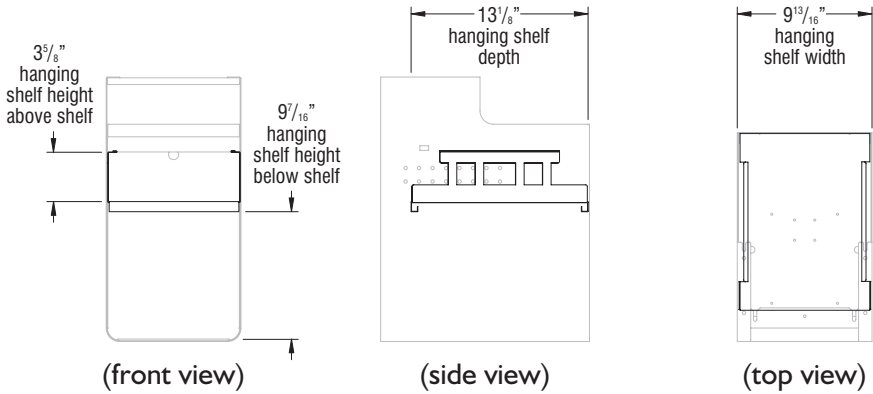
Note: These dimensions are for the unit only, components under the desk worksurface may reduce these values.

Drawers



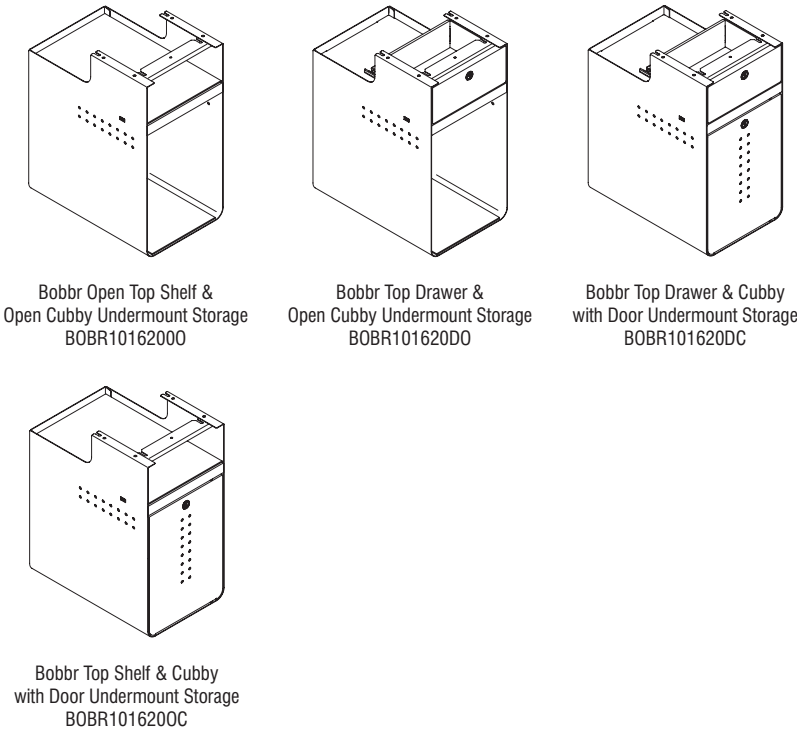
Note: When a door is added, the usable depth behind the door is $13\frac{3}{4}$ ".

Hanging Shelf

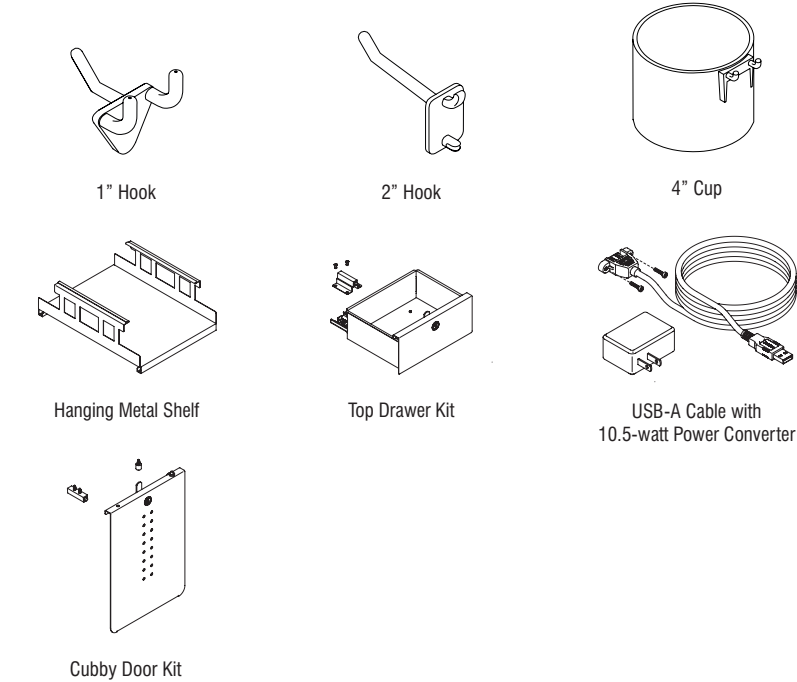


STATEMENT OF LINE

Bobbr Storage Unit



Accessories

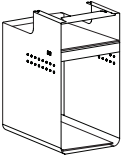
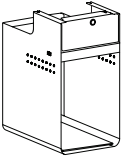




| | | | |
|---------------------------|----|--------------------------------|-----|
| Shell Paint Color | | Surf's Up | FSP |
| Black | BL | Twilight Shadow | FTI |
| Blue Grey | GR | Ultra Blue | FUB |
| Bronze Metallic | ZM | Warm Grey | FWG |
| Cayenne | CY | Zesty Lime | FZL |
| Champagne Metallic | CM | Lock Color | |
| Cool Grey | CG | Black | BLL |
| Cottonwood | CO | Satin Chrome | SCL |
| Earthen Clay | EY | Accessories Paint Color | |
| Espresso Metallic | EX | Black | BL |
| Everglade Shade | EV | Blue Grey | GR |
| Flannel | FN | Bronze Metallic | ZM |
| Glitz Metallic | GZ | Cayenne | CY |
| Hazy Jade | HJ | Champagne Metallic | CM |
| Honey Bee | HY | Cool Grey | CG |
| Light Tone | LG | Cottonwood | CO |
| Mardi Gras | MG | Earthen Clay | EY |
| Misty Brown | MY | Espresso Metallic | EX |
| Nemo | NE | Everglade Shade | EV |
| Nordic | ND | Flannel | FN |
| Poppy Red | PR | Glitz Metallic | GZ |
| Purple Haze | PH | Hazy Jade | HJ |
| Rubber Ducky | RK | Honey Bee | HY |
| Sand | SA | Light Tone | LG |
| Sky Blue | SK | Mardi Gras | MG |
| Starlight Silver Metallic | SX | Misty Brown | MY |
| Surf's Up | SP | Nemo | NE |
| Twilight Shadow | TI | Nordic | ND |
| Ultra Blue | UB | Poppy Red | PR |
| Warm Grey | WG | Purple Haze | PH |
| Zesty Lime | ZL | Rubber Ducky | RK |

| | | | |
|--------------------------------|-----|---------------------------|----|
| Door/Drawer Paint Color | | Sand | SA |
| Black | FBL | Sky Blue | SK |
| Blue Grey | FGR | Starlight Silver Metallic | SX |
| Bronze Metallic | FZM | Surf's Up | SP |
| Cayenne | FCY | Twilight Shadow | TI |
| Champagne Metallic | FCM | Ultra Blue | UB |
| Cool Grey | FCG | Warm Grey | WG |
| Cottonwood | FCO | Zesty Lime | ZL |
| Earthen Clay | FEY | | |
| Espresso Metallic | FEX | | |
| Everglade Shade | FEV | | |
| Flannel | FFN | | |
| Glitz Metallic | FGZ | | |
| Hazy Jade | FHJ | | |
| Honey Bee | FHY | | |
| Light Tone | FLG | | |
| Mardi Gras | FMG | | |
| Misty Brown | FMY | | |
| Nemo | FNE | | |
| Nordic | FND | | |
| Poppy Red | FPR | | |
| Purple Haze | FPH | | |
| Rubber Ducky | FRK | | |
| Sand | FSA | | |
| Sky Blue | FSK | | |
| Starlight Silver Metallic | FSX | | |



| | | | MODEL NUMBER | | | | | | | | |
|---|---|--------------------|--------------|---|--|--|--|--|-------------------------|-------------------|--|
| | | | Basic Model | Shell Color | Door/Drawer Front Color | Lock Option | Lock Color | USB Power | | | |
|  BOBR | MODEL | W x D x H | | | | | | | Approx. Packaged Weight | Delivered Pricing | |
| | Open Top Shelf and Open Cubby <ul style="list-style-type: none">• Mounts directly on underside of work-surface• Perforated hole pattern on body allows for usage of standard peg accessories• Not compatible with Toggle® and Work-Up® wire management troughs• Fixed shelf and bottom of cubby are felt lined | 10 x 15.5 x 19.63" | BOBR10162000 | <input type="checkbox"/> <input type="checkbox"/> | | | | <input type="checkbox"/> <input type="checkbox"/> <input type="checkbox"/> | 23.0# | \$ 308 | |
| | | | | | | | | | | | |
| | | | | | | | | | | | |
| | | | | | | | | | | | |
|  BOBR | Top Drawer and Open Cubby <ul style="list-style-type: none">• Mounts directly on underside of work-surface• Perforated hole pattern on body allows for usage of standard peg accessories• Lockable drawer is push to open• Not compatible with Toggle® and Work-Up® wire management troughs• Drawer and bottom of cubby are felt lined | 10 x 15.5 x 19.63" | BOBR101620D0 | <input type="checkbox"/> <input type="checkbox"/> | <input type="checkbox"/> <input type="checkbox"/> <input type="checkbox"/> | <input type="checkbox"/> <input type="checkbox"/> <input type="checkbox"/> | <input type="checkbox"/> <input type="checkbox"/> <input type="checkbox"/> | <input type="checkbox"/> <input type="checkbox"/> <input type="checkbox"/> | 26.0# | \$ 462 | |
| | | | | | | | | | | | |
| | | | | | | | | | | | |
| | | | | | | | | | | | |
| | | | | | | | | | | | |
| | | | A | B | C | D | E | F | | | |

HOW TO ORDER

Indicate the following information on order form:

1. Quantity of each item.
2. Model number, including options. See “How To Build a Model Number”.
3. Any special service required.

Note:

- The ☐ indicates that a choice is required.
- The absence of the ☐ indicates that no choice is required.
- Alpha-numeric characters in place of ☐ indicate that no other alternatives are available.

HOW TO BUILD A MODEL NUMBER

- A** Select basic model.
- B** Select shell color.
Refer to the **Product Color Options** page in this price list.
- C** Select door/drawer color.
Refer to the **Product Color Options** page in this price list.
- D** Select lock option.
- | | |
|------------|----------------|
| KS | - Key standard |
| NLC | - No lock core |
| KA | - Key alike |
- E** Select lock color.
Refer to the **Product Color Options** page in this price list.
- F** Select USB power.
- | | |
|-------------|-----------------------|
| NUSB | - No USB power |
| USB | - USB power; add \$62 |

SPECIAL SERVICES

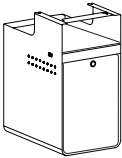
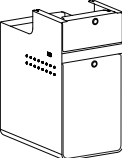
Special Carton Marking

With specially marked information N/C

Shipping
Ships **assembled, FOB Pembroke, ON K8A 0E1, freight prepaid.** Freight class 100.

Specifications and prices are subject to change without prior notice.



| | | | MODEL NUMBER | | | | | | | | | |
|---|---|--------------------|--------------|--------------------------|--------------------------|--------------------------|--------------------------|--------------------------|--------------------------|--|-------------------------|-------------------|
| | | | Basic Model | Hinge Location | Shell Color | Door/Drawer Front Color | Lock Option | Lock Color | USB Power | | | |
|  BOBR | MODEL | W x D x H | | | | | | | | | Approx. Packaged Weight | Delivered Pricing |
| | Open Top Shelf and Cubby with Door | 10 x 15.5 x 19.63" | BOBR1016200C | <input type="checkbox"/> | <input type="checkbox"/> | <input type="checkbox"/> | <input type="checkbox"/> | <input type="checkbox"/> | <input type="checkbox"/> | | 25.0# | \$ 432 |
| | • Mounts directly on underside of work-surface | | | | | | | | | | | |
| | • Perforated hole pattern on body and door allows for usage of standard peg accessories | | | | | | | | | | | |
| | • Lockable cubby door is push to open | | | | | | | | | | | |
| | • Door hand is determined by hinge location (e.g. right doors are hinged on right side) | | | | | | | | | | | |
| | • Not compatible with Toggle® and Work-Up® wire management troughs | | | | | | | | | | | |
| | • Fixed shelf and bottom of cubby are felt lined | | | | | | | | | | | |
| | | | | | | | | | | | | |
| | | | | | | | | | | | | |
|  BOBR | Top Drawer and Cubby with Door | 10 x 15.5 x 19.63" | BOBR101620DC | <input type="checkbox"/> | <input type="checkbox"/> | <input type="checkbox"/> | <input type="checkbox"/> | <input type="checkbox"/> | <input type="checkbox"/> | | 28.0# | \$ 555 |
| | • Mounts directly on underside of work-surface | | | | | | | | | | | |
| | • Perforated hole pattern on body and door allows for usage of standard peg accessories | | | | | | | | | | | |
| | • Lockable drawer and cubby door are push to open | | | | | | | | | | | |
| | • Door hand is determined by hinge location (e.g. right doors are hinged on right side) | | | | | | | | | | | |
| | • Not compatible with Toggle® and Work-Up® wire management troughs | | | | | | | | | | | |
| | • Drawer and bottom of cubby are felt lined | | | | | | | | | | | |
| | | | | | | | | | | | | |
| | | | | | | | | | | | | |
| | | | | | | | | | | | | |
| | | | A | B | C | D | E | F | G | | | |

HOW TO ORDER

Indicate the following information on order form:

- Quantity of each item.
- Model number, including options. See “How To Build a Model Number”.
- Any special service required.

Note:

- The ☐ indicates that a choice is required.
- The absence of the ☐ indicates that no choice is required.
- Alpha-numeric characters in place of ☐ indicate that no other alternatives are available.

HOW TO BUILD A MODEL NUMBER

- A**Select basic model.
- B**Selection hinge location.

L

- Hinged left

R

- Hinged right
- C**Select shell color.

Refer to the **Product Color Options** page in this price list.
- D**Select door/drawer color.

Refer to the **Product Color Options** page in this price list.
- E**Select lock option.

KS

- Key standard

NLC

- No lock core

KA

- Key alike
- F**Select lock color.

Refer to the **Product Color Options** page in this price list.

- G**Select USB power.

NUSB

- No USB power

USB

- USB power; add \$62

SPECIAL SERVICES

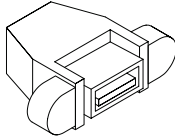
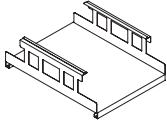
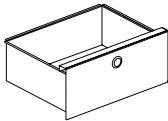

Special Carton Marking

With specially marked information N/C

Shipping
Ships **assembled, FOB Pembroke, ON K8A 0E1, freight prepaid.** Freight class 100.

Specifications and prices are subject to change without prior notice.



| MODEL | MODEL NUMBER | | | | Approx. Packaged Weight | Delivered Pricing |
|---|----------------|---|---|---|-------------------------------|----------------------|
| | Basic Model | Paint Color | Lock Option | Lock Color | | |
|  USB <ul style="list-style-type: none">Provides a USB type A port for Bobbr unit6' cable and included 10W power supplyModule and cord are blackCan be installed on left or right side of Bobbr unit into pre-existing hole | USBA | | | | 2.0# | \$ 62 |
| BBRA | | | | | | |
|  Hanging Metal Shelf <ul style="list-style-type: none">Internal removable hanging metal shelf provides extra storageIntegrated flanges allow hanging folders to be stored underneath it | MSHELF | <input type="checkbox"/> <input type="checkbox"/> | | | 4.0# | \$ 73 |
| BBRA | | | | | | |
|  Top Drawer Kit <ul style="list-style-type: none">Allows a drawer to be added to the open shelf on top of Bobbr unitDrawer is fastened using pop rivetsIncludes drawer, felt lining and 2 drawer slides | DRAWER | <input type="checkbox"/> <input type="checkbox"/> | <input type="checkbox"/> <input type="checkbox"/> <input type="checkbox"/> <input type="checkbox"/> | <input type="checkbox"/> <input type="checkbox"/> <input type="checkbox"/> <input type="checkbox"/> | 5.0# | \$ 148 |
| BBRA | | | | | | |
|  Cubby Door Kit <ul style="list-style-type: none">Allows a door to be added in the lower cubby of Bobbr unitDoor can be installed in a left- or right-hand orientation | CUPBOARD | <input type="checkbox"/> <input type="checkbox"/> | <input type="checkbox"/> <input type="checkbox"/> <input type="checkbox"/> <input type="checkbox"/> | <input type="checkbox"/> <input type="checkbox"/> <input type="checkbox"/> <input type="checkbox"/> | 4.0# | \$ 111 |
| BBRA | | | | | | |
| <div><div>A</div><div>B</div><div>C</div><div>D</div></div> | | | | | | |

HOW TO ORDER

Indicate the following information on order form:

- Quantity of each item.
- Model number, including options. See “How To Build a Model Number”.
- Any special service required.

Note:

- The ☐ indicates that a choice is required.
- The absence of the ☐ indicates that no choice is required.
- Alpha-numeric characters in place of ☐ indicate that no other alternatives are available.

HOW TO BUILD A MODEL NUMBER

- A

Select basic model.
- B

Select paint color.
Refer to the **Product Color Options** page in this price list.
- C

Select lock option.

KS

- Key standard

NLC

- No lock core

KA

- Key alike

D

Select lock color.
Refer to the **Product Color Options** page in this price list.

SPECIAL SERVICES

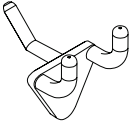
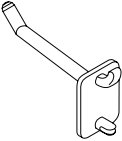

Special Carton Marking

With specially marked informationN/C

Shipping
Ships **assembled, FOB Pembroke, ON K8A 0E1, freight prepaid.** Freight class 100.

Specifications and prices are subject to change without prior notice.



| MODEL | | | MODEL NUMBER | Approx. Packaged Weight | Delivered Pricing |
|--|---|-------------|----------------|-------------------------------|----------------------|
| | | | Basic Model | | |
|  HRDPT | 1” Hook <ul style="list-style-type: none">• Clear 1” long acrylic hook• 5 lb. capacity• Can be positioned on Bobbr unit peg-board holes located on side of body and cubby door | | 2.KP41086 | 1.0# | \$ 15 |
| | | | | | |
| | | | | | |
| | | | | | |
|  HRDPT | 2” Hook <ul style="list-style-type: none">• Clear 2” long acrylic hook• 10 lb. capacity• Can be positioned on Bobbr unit peg-board holes located on side of body and cubby door | | 2.KP41087 | 1.0# | \$ 17 |
| | | | | | |
| | | | | | |
| | | | | | |
|  HRDPT | 4” Cup <ul style="list-style-type: none">• Clear acrylic cup• Provides storage for small office supplies to keep close at hand• Can be positioned on Bobbr unit peg-board holes located on side of body and cubby door | 3.75"x3.25" | 2.KP41088 | 1.0# | \$ 37 |
| | | | | | |
| | | | | | |
| | | | | | |

A

HOW TO ORDER

Indicate the following information on order form:

1. Quantity of each item.
2. Model number, including options. See “How To Build a Model Number”.
3. Any special service required.

Note:

- The ☐ indicates that a choice is required.
- The absence of the ☐ indicates that no choice is required.
- Alpha-numeric characters in place of ☐ indicate that no other alternatives are available.

HOW TO BUILD A MODEL NUMBER

A Select basic model.

SPECIAL SERVICES

Special Carton Marking

With specially marked information N/C

Shipping
Ships **assembled, FOB Pembroke, ON K8A 0E1, freight prepaid.** Freight class 100.

Specifications and prices are subject to change without prior notice.

1330 Bellevue Street
P.O. Box 8100
Green Bay, WI 54308-8100
800.424.2432
ki.com

KI and Furnishing Knowledge are registered
trademarks of Krueger International, Inc.

© 2020 Krueger International, Inc.
All Rights Reserved.
Code KI-PLW-000485/KI/PDF



Furnishing Knowledge®