



PRICELIST July 1st 2018

We define excellence in fixed seating as enhancing the customer and user experience in every possible way.

This begins with innovations in safety and comfort which lead to helping our customers create a space that strengthens the benefits for users.

Our expertise in fixed seating, in areas such as responsive customizing, Italian design and Canadian ingenuity, lends itself to our many offerings in corporate, hospitality and healthcare.

Pricelist Contents

Lounge

Ascot	3
Cameron	5
Cheer	6
Jolly	7
Keaton	11
Life	13
Milano	16
Mya	17
Naxos	18
Nest	21
Nibia	23
PF3	25
Point	26
Privée	28
Saudi	30
Smile	31
Teorema	32
Tiffany	34
Townsend	35
Townsend Elite	37

Fixed

Metropolitan	38
Metropolitan Opera	40
Moncton	42
MySpace	44
Omnia Evolution	48
Premiere	50
Primo	52
Stylos	54
Tempo	58
Thesi	62

Multi-Purpose

Ari	64
Cell	65
Era	66
Eura	68
Flex	69
Ingrid	72
Kentra	74
Mariquita	76
Mindy	78
Mork	80
Net	82
Papillon	83
Tazza	84
Zero9	86
Zero9 HD	91

Beam

Flex Beam	95
Kentra Beam	96
Mariquita Beam	98
Tazza Beam	99
Union Beam	100

Office | Guest

Boheme	102
Fila	104
Jendra	105
L'Aqua	106
Link	107
Link Xplus	108
Millenium	109
PG Series	110
Remo	112
Rete	113
Veronica	114
Xten	115
Zero7	116

Product Information

Warranty	118
Terms and Conditions	119
Fixed Seating Warranty	123
Fabric Programs	124
Casters	125
Pneumatic Cylinders	126
Lumbar Support	126
Armrests	127
Seating Mechanisms	129

Ascot

5111 – Lounge Chair

5112 – Loveseat

5113 – Sofa

5114S – Sofa Bed

Features

Hardwood frames are joined together with a combination of screws, glue and dowels.

All critical points are double dowelled, stapled or screwed and glued with corner blocks for maximum strength.

Corner blocks in arms for no sag armrests.

No Sag seat construction, with “S” springs on both seat and back.

5” (130 mm) thick, 2250 high-density foam seat cushions, CFC free polyurethane foam.

Removable seat cushions are slip covered and closed with a zipper.

All upholstery is double stitched for added strength.

Bottom finished with Black polyester dust cover.

Espresso stained, turned, tapered, and fluted hardwood legs, with nylon glides.

For leather sofa and sofa bed options, there will be three seat cushions instead of two.

Options

Upholstery options are endless with our range of standard textiles, as well as the opportunity for Customer’s Own Materials (#COM).

Contact Customer Service for a variety of fire retardant, ultra cell, high density, and eco-friendly foam alternatives that are available.

Part #5111-CS - Custom Stained Legs, one time charge, **add \$180 List.**

Part #5111-C - Dual Wheel Casters (set of four), **add \$195 List.**

Part #5111-TABLT - Rounded Rectangular Tablet, 17” x 11.25” (430 mm x 285 mm), specify left or right at time of order, **add \$415 List.**

Part #TABLT-R - Removable Rounded Rectangular Tablet, in Black textured gloss finish, with Spring Loaded Grommet. 17” x 11” (430 mm x 280 mm), specify left or right at time of order, **add \$315 List.**

Part #TABLT-ITR - Additional Insert Tablet Receptacle, Spring Loaded Grommet (Tablet not included), **add \$120 List.**

5111

Lounge Chair



Max Height	33”	840 mm
Max Width	30”	760 mm
Max Depth	36”	915 mm

Arm Height	23.5”	600 mm
Back Height	15”	380 mm

Seat Height	18”	460 mm
Seat Width	20”	510 mm
Seat Depth	21.5”	550 mm

Wt./Chair	65 lbs.	30 kg
Volume	23 ft ³	0.65 m ³
COM Fabric	6.5 yd	5.9 m
Per Carton	1	

Base Price | \$1610

Fabric Grade	COM 1	2	COL 3	4	5	6	7	8	9	Leather
Price (\$)	1610	1725	1845	1960	2075	2195	2310	2425	2545	3110

5112

Loveseat



Max Height	33”	840 mm
Max Width	50.5”	1285 mm
Max Depth	36”	915 mm

Arm Height	23.5”	600 mm
Back Height	15”	380 mm

Seat Height	18”	460 mm
Seat Width	40”	1020 mm
Seat Depth	21.5”	550 mm

Wt./Chair	95 lbs.	42 kg
Volume	36 ft ³	1 m ³
COM Fabric	9 yd	8.3 m
Per Carton	1	

Base Price | \$2240

Fabric Grade	COM 1	2	COL 3	4	5	6	7	8	9	Leather
Price (\$)	2240	2430	2615	2805	2990	3180	3365	3555	3740	4650

Ascot

- 5111** – Lounge Chair
- 5112** – Loveseat
- 5113** – Sofa
- 5114S** – Sofa Bed

Features

Hardwood frames are joined together with a combination of screws, glue and dowels.

All critical points are double dowelled, stapled or screwed and glued with corner blocks for maximum strength.

Corner blocks in arms for no sag armrests.

No Sag seat construction, with “S” springs on both seat and back.

5” (130 mm) thick, 2250 high-density foam seat cushions, CFC free polyurethane foam.

Removable seat cushions are slip covered and closed with a zipper.

All upholstery is double stitched for added strength.

Bottom finished with Black polyester dust cover.

Espresso stained, turned, tapered, and fluted hardwood legs, with nylon glides.

For leather sofa and sofa bed options, there will be three seat cushions instead of two.

Options

Upholstery options are endless with our range of standard textiles, as well as the opportunity for Customer’s Own Materials (#COM).

Contact Customer Service for a variety of fire retardant, ultra cell, high density, and eco-friendly foam alternatives that are available.

Part #5111-CS - Custom Stained Legs, one time charge, **add \$75 List.**

Part #5111-C -Dual Wheel Casters (set of four), **add \$195 List.**

Part #5111-TABLT - Rounded Rectangular Tablet, 17” x 11.25” (430 mm x 285 mm), specify left or right at time of order, **add \$415 List.**

Part #TABLT-R - Removable Rounded Rectangular Tablet, in Black textured gloss finish, with Spring Loaded Grommet. 17” x 11” (430 mm x 280 mm), specify left or right at time of order, **add \$315 List.**

Part #TABLT-ITR - Additional Insert Tablet Receptacle, Spring Loaded Grommet (Tablet not included), **add \$120 List.**

5113 Sofa



Max Height	33”	840 mm
Max Width	70.5”	1790 mm
Max Depth	36”	915 mm
Arm Height	23.5”	600 mm
Back Height	15”	380 mm
Seat Height	18”	460 mm
Seat Width	60”	1525 mm
Seat Depth	21.5”	550 mm
Wt/Chair	125 lbs.	57 kg
Volume	51 ft ³	1.4 m ³
COM Fabric	11 yd	10 m
Per Carton	1	

Base Price \$2880										
Fabric Grade	COM 1	2	COL 3	4	5	6	7	8	9	Leather
Price (\$)	2880	3105	3330	3555	3780	4005	4230	4455	4680	5775

5114S Sofa Bed



Max Height	33”	840 mm
Max Width	76”	1930 mm
Max Depth	36”	915 mm
Arm Height	23.5”	600 mm
Back Height	15”	380 mm
Seat Height	18”	460 mm
Seat Width	66”	1680 mm
Seat Depth	21.5”	550 mm
Wt/Chair	175 lbs.	79 kg
Volume	53 ft ³	1.5 m ³
COM Fabric	11 yd	10 m
Per Carton	1	

Base Price \$4015										
Fabric Grade	COM 1	2	COL 3	4	5	6	7	8	9	Leather
Price (\$)	4015	4250	4485	4725	4960	5195	5430	5665	5900	7045

Cameron

2001 – Lounge Chair

2002 – Loveseat

2003 – Sofa

Features

Fully upholstered seat and back.

A combination of hardwood and plywood frame construction, mortise and tenon, glued and screwed together.

All upholstery is double stitched for added strength.

Back and seat with nylon webbing.

Bottom finished with Black polyester dust cover.

Laminate bent wood arms and hardwood back legs.

Padded with CFC free, high-density polyurethane foam.

Nylon glides.

Options

Upholstery options are endless with our range of standard textiles, as well as the opportunity for Customer's Own Materials (#COM).

Contact Customer Service for a variety of fire retardant, ultra cell, high density and eco-friendly foam alternatives that are available.

Wood Stain Finishes are available in six standard colors: Natural, English Oak, Cherry, Mahogany, Espresso Black and Ebony.

Part #2001-CS - Custom Stained Legs, one time charge, add \$180 List.

2001

Lounge Chair



Max Height	33"	840 mm
Max Width	29.5"	750 mm
Max Depth	29.5"	750 mm

Arm Height	25.5"	650 mm
Back Height	18"	460 mm

Seat Height	15.5"	395 mm
Seat Width	23"	585 mm
Seat Depth	19.75"	500 mm

Wt./Chair	50 lbs.	22 kg
Volume	23 ft ³	0.65 m ³
COM Fabric	3 yd	2.75 m
Per Carton	1	

Base Price | \$1435

Fabric Grade	COM 1	2	COL 3	4	5	6	7	8	9	Leather
Price (\$)	1435	1505	1575	1650	1720	1790	1860	1930	2000	2345

2002

Loveseat



Max Height	33"	840 mm
Max Width	51"	1295 mm
Max Depth	29.5"	750 mm

Arm Height	25.5"	650 mm
Back Height	18"	460 mm

Seat Height	15.5"	395 mm
Seat Width	44.75"	1140 mm
Seat Depth	19.75"	500 mm

Wt./Chair	98 lbs.	43.5 kg
Volume	36 ft ³	1 m ³
COM Fabric	5 yd	4.6 m
Per Carton	1	

Base Price | \$1960

Fabric Grade	COM 1	2	COL 3	4	5	6	7	8	9	Leather
Price (\$)	1960	2085	2205	2325	2450	2570	2690	2815	2935	3525

2003

Sofa



Max Height	33"	840 mm
Max Width	76"	1930 mm
Max Depth	29.5"	750 mm

Arm Height	25.5"	650 mm
Back Height	18"	460 mm

Seat Height	15.5"	395 mm
Seat Width	59.75"	1520 mm
Seat Depth	19.75"	500 mm

Wt./Chair	148 lbs.	67.25 kg
Volume	53 ft ³	1.5 m ³
COM Fabric	7 yd	6.4 m
Per Carton	1	

Base Price | \$2395

Fabric Grade	COM 1	2	COL 3	4	5	6	7	8	9	Leather
Price (\$)	2395	2570	2740	2910	3085	3255	3425	3595	3770	4600

Cheer

Designed by Giancarlo Bisaglia

2433 – High Back

2434 – Mid Back

2435 – Ottoman

Features

The perfect curves of the Cheer allow for the user to put their feet up on the ottoman, sit back and relax.

The Cheer is set on a swivel base, allowing users to engage in conversation.

Upholstery seams are double stitched for added strength, quality and a more refined aesthetic, and closed at the bottom with a zipper.

The interior frame is made of tubular steel.

The shell is made of molded polyurethane foam, cold formed without the use of CFC; 16 lbs./ft.³ (50 kg/m³).

A four-leg pyramid base made of die-cast aluminum with 360-degree swivel on glides.

Options

Upholstery options are endless with our range of standard textiles, as well as the opportunity for Customer's Own Materials (#COM).

2433

High Back



Max Height	42.5"	1080 mm
Max Width	32"	815 mm
Max Depth	25"	640 mm

Arm Height	24.5"	625 mm
Back Height	26"	660 mm

Seat Height	16.5"	420 mm
Seat Width	18.5"	470 mm
Seat Depth	23.5"	600 mm

Wt/Chair	32 lbs.	14.5 kg
Volume	23 ft ³	0.65 m ³
COM Fabric	3.5 yd	3 m
Per Carton	1	

Base Price | \$1575

Fabric Grade	COM 1	2	COL 3	4	5	6	7	8	9	Leather
Price (\$)	1575	1670	1760	1855	1945	2040	2130	2225	2315	2765

2434

Mid Back



Max Height	31.5"	800 mm
Max Width	32"	815 mm
Max Depth	24.5"	620 mm

Arm Height	24.5"	625 mm
Back Height	15"	380 mm

Seat Height	16.5"	420 mm
Seat Width	18.5"	470 mm
Seat Depth	17.5"	445 mm

Wt/Chair	28 lbs.	12.6 kg
Volume	18 ft ³	0.5 m ³
COM Fabric	2.75 yd	2.4 m
Per Carton	1	

Base Price | \$1430

Fabric Grade	COM 1	2	COL 3	4	5	6	7	8	9	Leather
Price (\$)	1430	1510	1590	1670	1750	1830	1910	1990	2070	2455

2435

Ottoman



Max Height	15.75"	400 mm
Max Width	21"	535 mm
Max Depth	18"	460 mm

Wt/Chair	15.5 lbs.	7 kg
Volume	7 ft ³	0.2 m ³
COM Fabric	1 yd	1 m
Per Carton	1	

Base Price | \$845

Fabric Grade	COM 1	2	COL 3	4	5	6	7	8	9	Leather
Price (\$)	845	870	890	915	935	960	980	1005	1024	1140



Jolly

Designed by Giovanni Baccolini

- 1050** – Upholstered Arms, Four Leg Base
- 1051** – Upholstered Arms, Disc Base
- 1052** – Upholstered Arms, Swivel Base
- 1053** – Chrome-Plated Arms, Four Leg Base
- 1054** – Chrome-Plated Arms, Disc Base
- 1055** – Chrome-Plated Arms, Swivel Base
- 1056** – Armless, Four Leg Base
- 1057** – Armless, Disc Base
- 1058** – Armless, Swivel Base
- 1059** – Armless, Height Adjustable Stool
- 1060** – Upholstered Arms, Height Adjustable Stool
- 1061** – Chrome Plated Arms, Height Adjustable Stool

Features

Upholstery seams are doubled stitched for added strength, quality, and a more refined aesthetic.

The interior frame is made of tubular steel.

Padding is cold molded, self-extinguishing, CFC free, polyurethane foam with the average density of 3 lbs./ft.³ (50 kg/m³).

Four Leg Base models made of 0.8"/20 mm x 10-gauge tubular chrome-plated steel, with self-leveling glides (Models **#1050**, **#1053** & **#1056**).

Disc Base models swivel with a fixed height, weighted base in polished finish with a diameter of 19.75"/500 mm (Models **#1051**, **#1054** & **#1057**).

Swivel Base with Casters is height adjustable with 360 degrees swivel. Dual wheel casters for soft floors are standard. Gas cylinder and base are in polished finish (Models **#1052**, **#1055** & **#1058**).

Options

Upholstery options are endless with our range of standard textiles, as well as the opportunity for Customer's Own Materials (**#COM**).

Part **#1051-MR** - Memory Return on Disc Base models (Models **#1051**, **#1054** & **#1057**), add **\$130 List**.

Various Caster options available for Swivel Base models (Models **#1052**, **#1055** & **#1058**).

Knock down (K/D) shipping option (Models **#1051** and **#1052**).

1050

Upholstered Arms, Four Leg Base



Max Height	31.5"	800 mm
Max Width	24"	610 mm
Max Depth	23.75"	600 mm
Arm Height	24.5"	620 mm
Back Height	16"	410 mm
Seat Height	17.5"	440 mm
Seat Width	21.5"	545 mm
Seat Depth	16"	410 mm
Wt./Chair	31 lbs.	14 kg
Volume	13 ft ³	0.36 m ³
COM Fabric	1.5 yd	1.38 m
Per Carton	1	

Base Price | \$805

Fabric Grade	COM 1	2	COL 3	4	5	6	7	8	9	Leather
Price (\$)	805	840	870	900	930	965	995	1025	1055	1210

1051

Upholstered Arms, Disc Base



Max Height	31.5"	800 mm
Max Width	24"	610 mm
Max Depth	23.25"	590 mm
Arm Height	24.5"	620 mm
Back Height	16"	410 mm
Seat Height	17"	430 mm
Seat Width	21.5"	545 mm
Seat Depth	16"	410 mm
Wt./Chair	60 lbs.	27 kg
Volume	13 ft ³	0.36 m ³
COM Fabric	1.5 yd	1.38 m
Per Carton	1	

Base Price | \$1020

Fabric Grade	COM 1	2	COL 3	4	5	6	7	8	9	Leather
Price (\$)	1020	1050	1085	1115	1150	1180	1215	1245	1280	1435

1052

Upholstered Arms, Swivel Base



Max Height	31.5-37"	800-940 mm
Max Width	24"	610 mm
Max Depth	23.25"	590 mm
Arm Height	24.5-30.75"	620-780 mm
Back Height	16"	410 mm
Seat Height	17.5-23"	440-580 mm
Seat Width	21.5"	545 mm
Seat Depth	16"	410 mm
Wt./Chair	40 lbs.	18 kg
Volume	13 ft ³	0.36 m ³
COM Fabric	1.5 yd	1.38 m
Per Carton	1	

Base Price | \$960

Fabric Grade	COM 1	2	COL 3	4	5	6	7	8	9	Leather
Price (\$)	960	995	1030	1065	1100	1135	1170	1205	1240	1410

Jolly

Designed by Giovanni Baccolini

- 1050** – Upholstered Arms, Four Leg Base
- 1051** – Upholstered Arms, Disc Base
- 1052** – Upholstered Arms, Swivel Base
- 1053** – Chrome-Plated Arms, Four Leg Base
- 1054** – Chrome-Plated Arms, Disc Base
- 1055** – Chrome-Plated Arms, Swivel Base
- 1056** – Armless, Four Leg Base
- 1057** – Armless, Disc Base
- 1058** – Armless, Swivel Base
- 1059** – Armless, Height Adjustable Stool
- 1060** – Upholstered Arms, Height Adjustable Stool
- 1061** – Chrome Plated Arms, Height Adjustable Stool

Features

Upholstery seams are doubled stitched for added strength, quality, and a more refined aesthetic.

The interior frame is made of tubular steel.

Padding is cold molded, self-extinguishing, CFC free, polyurethane foam with the average density of 3 lbs./ft.³ (50 kg/m³).

Four Leg Base models made of 0.8"/20 mm x 10-gauge tubular chrome-plated steel, with self-leveling glides (Models **#1050**, **#1053** & **#1056**).

Disc Base models swivel with a fixed height, weighted base in polished finish with a diameter of 19.75"/500 mm (Models **#1051**, **#1054** & **#1057**).

Swivel Base with Casters is height adjustable with 360 degrees swivel. Dual wheel casters for soft floors are standard. Gas cylinder and base are in polished finish (Models **#1052**, **#1055** & **#1058**).

Options

Upholstery options are endless with our range of standard textiles, as well as the opportunity for Customer's Own Materials (**#COM**).

Part **#1051-MR** - Memory Return on Disc Base models (Models **#1051**, **#1054** & **#1057**), add **\$130 List**.

Various Caster options available for Swivel Base models (Models **#1052**, **#1055** & **#1058**).

1053

Chrome-Plated Arms, Four Leg Base



Max Height	31.5"	800 mm
Max Width	19.75"	500 mm
Max Depth	23.75"	600 mm

Arm Height	24.5"	620 mm
Back Height	16"	410 mm

Seat Height	17.5"	440 mm
Seat Width	21.5"	545 mm
Seat Depth	16"	410 mm

Wt/Chair	29 lbs.	13 kg
Volume	19 ft ³	0.54 m ³
COM Fabric	1.25 yd	1.2 m
Per Carton	1	

Base Price | \$720

Fabric Grade	COM 1	2	COL 3	4	5	6	7	8	9	Leather
Price (\$)	720	745	770	795	820	840	865	890	915	1030

1054

Chrome-Plated Arms, Disc Base



Max Height	31.5"	800 mm
Max Width	23"	580 mm
Max Depth	23.25"	590 mm

Arm Height	24.5"	620 mm
Back Height	16"	410 mm

Seat Height	17"	430 mm
Seat Width	21.5"	545 mm
Seat Depth	16"	410 mm

Wt/Chair	62 lbs.	28 kg
Volume	10 ft ³	0.28 m ³
COM Fabric	1.25 yd	1.2 m
Per Carton	1	

Base Price | \$910

Fabric Grade	COM 1	2	COL 3	4	5	6	7	8	9	Leather
Price (\$)	910	935	960	985	1010	1035	1060	1085	1110	1230

1055

Chrome-Plated Arms, Swivel Base



Max Height	31.5-37"	800-940 mm
Max Width	23"	580 mm
Max Depth	23.25"	590 mm

Arm Height	24.5-30.75"	620-780 mm
Back Height	16"	410 mm

Seat Height	17.5-23"	440-580 mm
Seat Width	21.5"	545 mm
Seat Depth	16"	410 mm

Wt/Chair	42 lbs.	19 kg
Volume	13 ft ³	0.36 m ³
COM Fabric	1.25 yd	1.2 m
Per Carton	1	

Base Price | \$880

Fabric Grade	COM 1	2	COL 3	4	5	6	7	8	9	Leather
Price (\$)	880	910	935	965	990	1020	1045	1075	1100	1235

Jolly

Designed by Giovanni Baccolini

- 1050** – Upholstered Arms, Four Leg Base
- 1051** – Upholstered Arms, Disc Base
- 1052** – Upholstered Arms, Swivel Base
- 1053** – Chrome-Plated Arms, Four Leg Base
- 1054** – Chrome-Plated Arms, Disc Base
- 1055** – Chrome-Plated Arms, Swivel Base
- 1056** – Armless, Four Leg Base
- 1057** – Armless, Disc Base
- 1058** – Armless, Swivel Base
- 1059** – Armless, Height Adjustable Stool
- 1060** – Upholstered Arms, Height Adjustable Stool
- 1061** – Chrome Plated Arms, Height Adjustable Stool

Features

Upholstery seams are doubled stitched for added strength, quality, and a more refined aesthetic.

The interior frame is made of tubular steel.

Padding is cold molded, self-extinguishing, CFC free, polyurethane foam with the average density of 3 lbs./ft.³ (50 kg/m³).

Four Leg Base models made of 0.8"/20 mm x 10-gauge tubular chrome-plated steel, with self-leveling glides (Models **#1050**, **#1053** & **#1056**).

Disc Base models swivel with a fixed height, weighted base in polished finish with a diameter of 19.75"/500 mm (Models **#1051**, **#1054** & **#1057**).

Swivel Base with Casters is height adjustable with 360 degrees swivel. Dual wheel casters for soft floors are standard. Gas cylinder and base are in polished finish (Models **#1052**, **#1055** & **#1058**).

Options

Upholstery options are endless with our range of standard textiles, as well as the opportunity for Customer's Own Materials (**#COM**).

Part **#1051-MR** - Memory Return on Disc Base models (Models **#1051**, **#1054** & **#1057**), add **\$130 List**.

Various Caster options available for Swivel Base models (Models **#1052**, **#1055** & **#1058**).

1056

Armless, Four Leg Base



Max Height	31.5"	800 mm
Max Width	19.75"	500 mm
Max Depth	23.75"	600 mm

Arm Height	N/A	N/A
Back Height	16"	410 mm

Seat Height	17.5"	440 mm
Seat Width	19.75"	500 mm
Seat Depth	16"	410 mm

Wt./Chair	29 lbs.	13 kg
Volume	19 ft ³	0.54 m ³
COM Fabric	1.25 yd	1.2 m
Per Carton	2	

Base Price | \$625

Fabric Grade	COM 1	2	COL 3	4	5	6	7	8	9	Leather
Price (\$)	625	645	670	695	720	745	765	790	815	930

1057

Armless, Disc Base



Max Height	31.5"	800 mm
Max Width	19.75"	500 mm
Max Depth	23.25"	590 mm

Arm Height	N/A	N/A
Back Height	16"	410 mm

Seat Height	17.5"	440 mm
Seat Width	19.75"	500 mm
Seat Depth	16"	410 mm

Wt./Chair	55 lbs.	25 kg
Volume	10 ft ³	0.28 m ³
COM Fabric	1.25 yd	1.2 m
Per Carton	1	

Base Price | \$735

Fabric Grade	COM 1	2	COL 3	4	5	6	7	8	9	Leather
Price (\$)	755	780	800	825	850	870	895	920	940	1030

1058

Armless, Swivel Base



Max Height	31.5-37"	800-940 mm
Max Width	19.75"	500 mm
Max Depth	23.25"	590 mm

Arm Height	N/A	N/A
Back Height	16"	410 mm

Seat Height	17.5-23"	440-580 mm
Seat Width	19.75"	500 mm
Seat Depth	16"	410 mm

Wt./Chair	35 lbs.	16 kg
Volume	19 ft ³	0.54 m ³
COM Fabric	1.25 yd	1.2 m
Per Carton	2	

Base Price | \$785

Fabric Grade	COM 1	2	COL 3	4	5	6	7	8	9	Leather
Price (\$)	785	810	840	870	895	925	955	980	1010	1150

Jolly

Designed by Giovanni Baccolini

1050 – Upholstered Arms, Four Leg Base

1051 – Upholstered Arms, Disc Base

1052 – Upholstered Arms, Swivel Base

1053 – Chrome-Plated Arms, Four Leg Base

1054 – Chrome-Plated Arms, Disc Base

1055 – Chrome-Plated Arms, Swivel Base

1056 – Armless, Four Leg Base

1057 – Armless, Disc Base

1058 – Armless, Swivel Base

1059 – Armless, Height Adjustable Stool

1060 – Upholstered Arms, Height Adjustable Stool

1061 – Chrome Plated Arms, Height Adjustable Stool

Features

Upholstery seams are doubled stitched for added strength, quality, and a more refined aesthetic.

The interior frame is made of tubular steel.

Padding is cold molded, self-extinguishing, CFC free, polyurethane foam with the average density of 3 lbs./ft.³ (50 kg/m³).

Stool models swivel and are height adjustable with a disc base and fixed footrest in polished finish (Models **#1059**, **#1060** & **#1061**).

Options

Upholstery options are endless with our range of standard textiles, as well as the opportunity for Customer's Own Materials (**#COM**).

1059

Armless, Height Adjustable Stool



Max Height	37.5-47.75"	950-1210 mm
Max Width	19.75"	500 mm
Max Depth	23.25"	590 mm

Arm Height	N/A	N/A
Back Height	16"	410 mm

Seat Height	22.5-32.75"	570-830 mm
Seat Width	19.75"	500 mm
Seat Depth	16"	410 mm

Wt/Chair	64 lbs.	29 kg
Volume	15 ft ³	0.42 m ³
COM Fabric	1.25 yd	1.2 m
Per Carton	1	

Base Price | \$1065

Fabric Grade	COM 1	2	COL 3	4	5	6	7	8	9	Leather
Price (\$)	1065	1090	1115	1140	1160	1185	1210	1235	1260	1375

1060

Upholstered Arms, Height Adjustable Stool



Max Height	37.5-47.75"	950-1210 mm
Max Width	24"	610 mm
Max Depth	23.25"	590 mm

Arm Height	30.5-40.5"	775-1030 mm
Back Height	16"	410 mm

Seat Height	22.5-32.75"	570-830 mm
Seat Width	19.75"	500 mm
Seat Depth	16"	410 mm

Wt/Chair	69 lbs.	31 kg
Volume	15 ft ³	0.42 m ³
COM Fabric	1.5 yd	1.38 m
Per Carton	1	

Base Price | \$1280

Fabric Grade	COM 1	2	COL 3	4	5	6	7	8	9	Leather
Price (\$)	1280	1315	1355	1395	1430	1470	1510	1545	1585	1800

1061

Chrome Plated Arms, Height Adjustable Stool



Max Height	37.5-47.75"	950-1210 mm
Max Width	23"	580 mm
Max Depth	23.25"	590 mm

Arm Height	30.5-40.5"	775-1030 mm
Back Height	16"	410 mm

Seat Height	22.5-32.75"	570-830 mm
Seat Width	19.75"	500 mm
Seat Depth	16"	410 mm

Wt/Chair	71 lbs.	32 kg
Volume	15 ft ³	0.42 m ³
COM Fabric	1.25 yd	1.2 m
Per Carton	1	

Base Price | \$1260

Fabric Grade	COM 1	2	COL 3	4	5	6	7	8	9	Leather
Price (\$)	1260	1295	1325	1360	1395	1425	1460	1490	1525	1600

Keaton

2438L – Lounge Chair

2428C – Corner

2438S – Sofa

2438D – Demi Sofa

2438B – Bench

2438T – Ottoman

Features

Modular design allows for various pieces to be combined together, allowing for a variety of configurations.

Fully upholstered seat, arms, and back.

A combination of hardwood, softwood, and engineered wood are kiln dried or air dried to ensure integrity of the frame.

All critical points are double dowelled, stapled, or screwed and glued for maximum strength.

5" (130 mm) thick, 2250 high-density foam seat cushions, CFC free polyurethane foam.

"No Sag" sinuous steel spring construction ensures great comfort.

Bottom finished with Black polyester dust cover.

Turned, tapered, and fluted hardwood legs, with nylon glides.

Options

Contact Customer Service for Biscuit Button Tufting in a square pattern.

Upholstery options are endless with our range of standard textiles, as well as the opportunity for Customer's Own Materials (#COM).

Wood Stain Finishes are available in six standard colors: Natural, English Oak, Cherry, Mahogany, Espresso Black and Ebony.

Part #2438-CS - Custom Stained Legs, one time charge, add \$180 List.

2438L

Lounge Chair



Max Height	30"	760 mm
Max Width	32"	815 mm
Max Depth	32"	815 mm

Arm Height	N/A	N/A
Back Height	12"	305 mm

Seat Height	18"	460 mm
Seat Width	30"	760 mm
Seat Depth	23"	585 mm

Wt/Chair	46 lbs.	21 kg
Volume	23 ft ³	0.65 m ³
COM Fabric	3 yd	2.75 m
Per Carton	1	

Base Price | \$1340

Fabric Grade	COM 1	2	COL 3	4	5	6	7	8	9	Leather
Price (\$)	1340	1410	1480	1550	1620	1695	1765	1835	1905	2250

2438C

Corner



Max Height	30"	760 mm
Max Width	32"	815 mm
Max Depth	32"	815 mm

Arm Height	30"	760 mm
Back Height	12"	305 mm

Seat Height	18"	460 mm
Seat Depth	23"	585 mm

Wt/Chair	60 lbs.	27.5 kg
Volume	23 ft ³	0.65 m ³
COM Fabric	5.5 yd	5 m
Per Carton	1	

Base Price | \$1675

Fabric Grade	COM 1	2	COL 3	4	5	6	7	8	9	Leather
Price (\$)	1675	1840	2005	2170	2335	2505	2670	2835	3000	3910

2438S

Sofa



Max Height	30"	760 mm
Max Width	73"	1855 mm
Max Depth	32"	815 mm

Arm Height	30"	760 mm
Back Height	12"	305 mm

Seat Height	18"	460 mm
Seat Width	70"	1780 mm
Seat Depth	23"	585 mm

Wt/Chair	98 lbs.	44.5 kg
Volume	52 ft ³	1.5 m ³
COM Fabric	9 yd	8.25 m
Per Carton	1	

Base Price | \$2435

Fabric Grade	COM 1	2	COL 3	4	5	6	7	8	9	Leather
Price (\$)	2435	2645	2860	3075	3285	3500	3710	3925	4140	5170

Keaton

- 2438L** – Lounge Chair
- 2428C** – Corner
- 2438S** – Sofa
- 2438D** – Demi Sofa
- 2438B** – Bench
- 2438T** – Ottoman

Features

Modular design allows for various pieces to be combined together, allowing for a variety of configurations.

Fully upholstered seat, arms, and back.

A combination of hardwood, softwood, and engineered wood are kiln dried or air dried to ensure integrity of the frame.

All critical points are double dowelled, stapled, or screwed and glued for maximum strength.

5" (130 mm) thick, 2250 high-density foam seat cushions, CFC free polyurethane foam.

"No Sag" sinuous steel spring construction ensures great comfort.

Bottom finished with Black polyester dust cover.

Turned, tapered, and fluted hardwood legs, with nylon glides.

Options

Upholstery options are endless with our range of standard textiles, as well as the opportunity for Customer's Own Materials (#COM).

Wood Stain Finishes are available in six standard colors: Natural, English Oak, Cherry, Mahogany, Espresso Black and Ebony.

Part #2438-CS - Custom Stained Legs, one time charge, add \$180 List.

2438D

Demi Sofa



Max Height	30"	760 mm
Max Width	63"	1600 mm
Max Depth	32"	815 mm

Arm Height	N/A	N/A
Back Height	12"	305 mm

Seat Height	18"	460 mm
Seat Width	63"	1600 mm
Seat Depth	23"	585 mm

Wt/Chair	80 lbs.	36.5 kg
Volume	45 ft ³	1.2 m ³
COM Fabric	6 yd	5.5 m
Per Carton	1	

Base Price | \$2085

Fabric Grade	COM 1	2	COL 3	4	5	6	7	8	9	Leather
Price (\$)	2085	2225	2365	2510	2650	2795	2935	3075	3220	3910

2438B

Bench



Max Height	17"	430 mm
Max Width	62"	1575 mm
Max Depth	23"	855 mm

Wt/Chair	60 lbs.	27.5 kg
Volume	14 ft ³	0.4 m ³
COM Fabric	5 yd	5 m
Per Carton	1	

Base Price | \$1245

Fabric Grade	COM 1	2	COL 3	4	5	6	7	8	9	Leather
Price (\$)	1245	1360	1480	1600	1715	1835	1955	2070	2190	2765

2438T

Ottoman



Max Height	17"	430 mm
Max Width	32"	815 mm
Max Depth	32"	815 mm

Wt/Chair	22 lbs.	10 kg
Volume	10 ft ³	0.28 m ³
COM Fabric	3 yd	2.7 m
Per Carton	1	

Base Price | \$1140

Fabric Grade	COM 1	2	COL 3	4	5	6	7	8	9	Leather
Price (\$)	1140	1210	1285	1355	1425	1495	1565	1640	1710	2055

Life

LS410 – Armless Chair

LS411 – Arm Chair

LS500 – Bench

LS044 – Corner Bench, with Two Backs and Five Legs

LSL04 – Set of Legs

LS014 – Metal Connectors for Straight (Two Pieces)

LS2822 – Metal Connectors for Curve (Two Pieces)

LSA03 – One Pair of Arms with Upholstered Arm Caps

LS001 – Half Moon End Table: H - High Pressure Laminate with Support Leg

LS003 – Center Large Table: H - High Pressure Laminate

LS004 – Center Small Table: H - High Pressure Laminate

Features

Modular design allows for various pieces to be combined together, allowing for a variety of configurations.

Reversible tapered seats allow for curved and straight configurations, comes standard with wider front (Request CAD layout at no charge).

Seat and back are padded with high density CFC free polyurethane foam.

Arms, legs, and back bars are Gray powder coated, 16 gauge steel tubes.

Feet are 8.5" (25 mm) in diameter - anodized aluminum with scratch-resistant felt pads.

Laminate table tops with self-edge are fixed to under seats, standard in Natural and Black.

Options

Upholstery options are endless with our range of standard textiles, as well as the opportunity for Customer's Own Materials (#COM).

Dual-upholstery option for seat and back, please specify at time of order.

Contact Customer Service for custom laminates.

Contact Customer Service for CAD layouts at no charge.

Contact Customer Service for wood table tops.

LS410

Armless Chair



Max Height	32"	815 mm
Max Width	24"	610 mm
Max Depth	24"	610 mm

Arm Height	N/A	N/A
Back Height	16"	410 mm

Seat Height	16"	410 mm
Seat Width	18.5/24"	470/610 mm
Seat Depth	21"	535 mm

Wt./Chair	46 lbs.	21 kg
Volume	11 ft ³	0.32 m ³
COM Fabric	3 yd	2.7 m
Per Carton	1	

Base Price | \$1225

Fabric Grade	COM 1	2	COL 3	4	5	6	7	8	9	Leather
Price (\$)	1225	1300	1380	1450	1530	1610	1680	1760	1835	2205

LS411

Arm Chair



Max Height	32"	815 mm
Max Width	30.5"	775 mm
Max Depth	24"	610 mm

Arm Height	23"	585 mm
Back Height	16"	410 mm

Seat Height	16"	410 mm
Seat Width	18.5/24"	470/610 mm
Seat Depth	21"	535 mm

Wt./Chair	51 lbs.	23 kg
Volume	11 ft ³	0.32 m ³
COM Fabric	3.75 yd	3.5 m
Per Carton	1	

Base Price | \$1390

Fabric Grade	COM 1	2	COL 3	4	5	6	7	8	9	Leather
Price (\$)	1390	1480	1565	1660	1760	1835	1925	2015	2100	2549

LS500

Bench



Max Height	16"	410 mm
Max Width	48"	1220 mm
Max Depth	24"	610 mm

Arm Height	N/A	N/A
Back Height	N/A	N/A

Seat Height	16"	410 mm
Seat Width	48"	1220 mm
Seat Depth	24"	610 mm

Wt./Chair	51 lbs.	23 kg
Volume	11 ft ³	0.32 m ³
COM Fabric	1.75 yd	1.6 m
Per Carton	1	

Base Price | \$1185

Fabric Grade	COM 1	2	COL 3	4	5	6	7	8	9	Leather
Price (\$)	1185	1235	1275	1320	1365	1410	1460	1500	1545	1760

Life

- LS410 – Armless Chair
- LS411 – Arm Chair
- LS500 – Bench
- LS044 – Corner Bench, with Two Backs and Five Legs
- LSL04 – Set of Legs
- LS014 – Metal Connectors for Straight (Two Pieces)
- LS2822 – Metal Connectors for Curve (Two Pieces)
- LSA03 – One Pair of Arms with Upholstered Arm Caps
- LS001 – Half Moon End Table: H - High Pressure Laminate with Support Leg
- LS003 – Center Large Table: H - High Pressure Laminate
- LS004 – Center Small Table: H - High Pressure Laminate

Features

Modular design allows for various pieces to be combined together, allowing for a variety of configurations.

Reversible tapered seats allow for curved and straight configurations, comes standard with wider front (Request CAD layout at no charge).

Seat and back are padded with high density CFC free polyurethane foam.

Arms, legs, and back bars are Gray powder coated, 16 gauge steel tubes.

Feet are 8.5" (25 mm) in diameter - anodized aluminum with scratch-resistant felt pads.

Laminate table tops with self-edge are fixed to under seats, standard in Natural and Black.

Options

Upholstery options are endless with our range of standard textiles, as well as the opportunity for Customer's Own Materials (#COM).

Dual-upholstery option for seat and back, please specify at time of order.

Contact Customer Service for custom laminates.

Contact Customer Service for CAD layouts at no charge.

Contact Customer Service for wood table tops.

LS044

Corner Bench, with
Two Backs and Five Legs



Max Height	32"	815 mm
Max Width	16-47"	410-1195 mm
Max Depth	24"	610 mm
Arm Height	N/A	N/A
Back Height	16"	410 mm
Seat Height	16"	410 mm
Seat Width	16-47"	410-1195 mm
Seat Depth	21"	535 mm
Wt/Chair	65 lbs.	30 kg
Volume	26 ft³	0.74 m³
COM Fabric	5 yd	4.8 m
Per Carton	1	

Base Price \$1745										
Fabric Grade	COM 1	2	COL 3	4	5	6	7	8	9	Leather
Price (\$)	1745	1875	1995	2125	2250	2380	2510	2635	2675	3380

LSL04

Set of Legs



Base Price \$385	
Price (\$)	385

LS014

Metal Connectors for Straight (Two Pieces)



Base Price \$60	
Price (\$)	60

LS2822

Metal Connectors for Curve (Two Pieces)



Base Price \$60	
Price (\$)	60

Life

- LS410** – Armless Chair
- LS411** – Arm Chair
- LS500** – Bench
- LS044** – Corner Bench, with Two Backs and Five Legs
- LSL04** – Set of Legs
- LS014** – Metal Connectors for Straight (Two Pieces)
- LS2822** – Metal Connectors for Curve (Two Pieces)
- LSA03** – One Pair of Arms with Upholstered Arm Caps
- LS001** – Half Moon End Table: H - High Pressure Laminate with Support Leg
- LS003** – Center Large Table: H - High Pressure Laminate
- LS004** – Center Small Table: H - High Pressure Laminate

Features

Modular design allows for various pieces to be combined together, allowing for a variety of configurations.

Reversible tapered seats allow for curved and straight configurations, comes standard with wider front (Request CAD layout at no charge).

Seat and back are padded with high density CFC free polyurethane foam.

Arms, legs, and back bars are Gray powder coated, 16 gauge steel tubes.

Feet are 8.5" (25 mm) in diameter - anodized aluminum with scratch-resistant felt pads.

Laminate table tops with self-edge are fixed to under seats, standard in Natural and Black.

Options

Dual-upholstery option for seat and back, please specify at time of order.

Contact Customer Service for custom laminates.

Contact Customer Service for CAD layouts at no charge.

Contact Customer Service for wood table tops.

LSA03

One Pair of Arms with Upholstered Arm Caps



Max Height	19.75"	500 mm
Max Width	19"	485 mm
Max Depth	23.5"	600 mm
Volume	2 ft ³	0.05 m ³
COM Fabric	0.75 yd	0.7 m
Per Carton	1 pair	

Base Price \$240										
Fabric Grade	COM 1	2	COL 3	4	5	6	7	8	9	Leather
Price (\$)	240	255	265	280	290	305	320	335	345	405

LS001

Half Moon End Table



Max Height	8"	205 mm
Max Width	23.5"	600 mm
Max Depth	12"	305 mm
Wt./Table	5.1 lbs.	2.25 kg
Volume	2 ft ³	0.05 m ³

Base Price \$440	
Price (\$)	440

LS003

Center Large Table

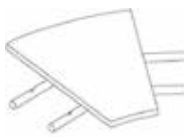


Max Height	8"	205 mm
Max Width	23.5"	600 mm
Max Depth	23.5"	600 mm
Wt./Table	10 lbs.	4.5 kg
Volume	2 ft ³	0.05 m ³

Base Price \$485	
Price (\$)	485

LS004

Center Small Table



Max Height	8"	205 mm
Max Width	19.75"	500 mm
Max Depth	23.5"	600 mm
Wt./Table	7 lbs.	3 kg
Volume	2 ft ³	0.05 m ³

Base Price \$440	
Price (\$)	440

Milano

9810 – Lounge Chair

Features

- Fully upholstered seat, arms, and back.
- A combination of hardwood, softwood and engineered wood are kiln dried or air dried to ensure integrity of the frame.
- All critical points are double dowelled, stapled or screwed and glued for maximum strength.
- “No Sag” sinuous steel spring construction ensures great comfort.
- 5” (130 mm) thick, 2250 high-density foam seat cushions, CFC free polyurethane foam.
- Bottom finished with Black polyester dust cover.

Options

- Contact Customer Service for a variety of fire retardant, ultra cell, high density and eco-friendly foam alternatives that are available.
- Contact Customer Service for custom stains.
- Part #9810-C - 3.5” (90 mm) Dual Wheel Casters (set of four), add \$95 List.

9810 Lounge Chair



Max Height	29"	740 mm
Max Width	26"	660 mm
Max Depth	28"	715 mm
Arm Height	25"	635 mm
Back Height	11"	280 mm
Seat Height	18"	460 mm
Seat Width	19"	485 mm
Seat Depth	21"	535 mm
Wt/Chair	32 lbs.	14.5 kg
Volume	15 ft ³	0.42 m ³
COM Fabric	4.5 yd	4.1 m
Per Carton	1	

Base Price \$1135										
Fabric Grade	COM 1	2	COL 3	4	5	6	7	8	9	Leather
Price (\$)	1135	1235	1340	1440	1540	1640	1740	1845	1945	2435

Mya

Designed by Giovanni Baccolini

205R – Four Leg Base

205C – Disc Base

205B – Swivel Base

Features

The interior frame is made of tubular steel.

Self-extinguishing polyurethane padding, cold foamed without CFC; average density of 3 lbs/ft³ (50 kg/m³).

Tubular chrome-plated steel fixed base on Four Leg Base with self-adaptable feet (Model **#205R**).

Disc Base models swivel with a fixed height, weighted base in polished finish with a diameter of 19.75"/500 mm (Model **#205C**).

Height is fixed and can be swivel or swivel with memory return action.

Swivel Base with Casters is height adjustable with 360 degrees swivel. Dual wheel casters for soft floors are standard. Gas cylinder and base are in polished finish (Model **#205B**).

Options

Part **#205-A** - Memory Return on the Disc Base model (Model **#205C**), add **\$130 List**.

Knock down (K/D) shipping option. (Models **#205C** and **#205B**)

205R

Four Leg Base



Max Height	30.5"	770 mm
Max Width	26.75"	680 mm
Max Depth	25.75"	655 mm

Arm Height	N/A	N/A
Back Height	13.75"	350 mm

Seat Height	16.5"	420 mm
Seat Width	22"	560 mm
Seat Depth	19.5"	495 mm

Wt/Chair	46 lbs.	21 kg
Volume	15 ft ³	0.42 m ³
COM Fabric	1.75 yd	1.6 m
Per Carton	1	

Base Price | \$1095

Fabric Grade	COM 1	2	COL 3	4	5	6	7	8	9	Leather
Price (\$)	1095	1170	1250	1330	1410	1485	1565	1645	1725	2105

205C

Disc Base



Max Height	30.5"	770 mm
Max Width	26.75"	680 mm
Max Depth	25.75"	655 mm

Arm Height	N/A	N/A
Back Height	13.75"	350 mm

Seat Height	16.5"	420 mm
Seat Width	22"	560 mm
Seat Depth	19.5"	495 mm

Wt/Chair	57 lbs.	29 kg
Volume	15 ft ³	0.42 m ³
COM Fabric	1.75 yd	1.6 m
Per Carton	1	

Base Price | \$1130

Fabric Grade	COM 1	2	COL 3	4	5	6	7	8	9	Leather
Price (\$)	1130	1210	1290	1370	1445	1525	1605	1685	1760	2145

205B

Swivel Base



Max Height	29.5-33"	750-840 mm
Max Width	26.75"	680 mm
Max Depth	25.75"	655 mm

Arm Height	N/A	N/A
Back Height	13.75"	350 mm

Seat Height	15.75-19.25"	400-490 mm
Seat Width	22"	560 mm
Seat Depth	19.5"	495 mm

Wt/Chair	50 lbs.	23 kg
Volume	15 ft ³	0.42 m ³
COM Fabric	1.75 yd	1.6 m
Per Carton	1	

Base Price | \$1165

Fabric Grade	COM 1	2	COL 3	4	5	6	7	8	9	Leather
Price (\$)	1165	1245	1325	1405	1480	1560	1640	1720	1795	2180

Naxos

Designed by Giovanni Baccolini

3701 – Lounge Chair

3702 – Loveseat

3703 – Sofa

3890 – Coffee Table - Glass Top with Upholstered Lower Frame, and Nickel Plated Tubular Legs

3891 – End Table - Glass Top with Upholstered Lower Frame, and Nickel Plated Tubular Legs

Features

Fully upholstered seat, arms, and back.

A combination of hardwood, softwood, and engineered wood are kiln dried or air dried to ensure integrity of the frame.

All critical points are double dowelled, stapled, or screwed and glued for maximum strength.

Padded with CFC free, high-density polyurethane foam.

Removable seat cushions are slip covered and closed with a zipper and Velcro to chair.

All upholstery is double stitched for added strength.

Bottom finished with Black polyester dust cover.

4" (100 mm) metal chrome-plated legs.

Matching ottomans and glass, upholstered tables.

Options

Contact Customer Service for a variety of fire retardant, ultra cell, high density and eco-friendly foam alternatives that are available.

Dual-upholstery option for seat and back, please specify at time of order.

Part #**3701-C** -Dual Wheel Casters (set of four), **add \$195 List.**

Part #**3701-TABLT** - Rounded Rectangular Tablet, 17" x 11.25" (430 mm x 285 mm), specify left or right at time of order, **add \$415 List.**

Part #**TABLT-R** - Removable Rounded Rectangular Tablet, in Black textured gloss finish, with Spring Loaded Grommet. 17" x 11" (430 mm x 280 mm), specify left or right at time of order, **add \$315 List.**

Part #**TABLT-ITR** - Additional Insert Tablet Receptacle, Spring Loaded Grommet (Tablet not included), **add \$120 List.**

3701

Lounge Chair



Max Height	27.5"	700 mm
Max Width	33.5"	850 mm
Max Depth	27.5"	700 mm
Arm Height	27.5"	700 mm
Back Height	12"	305 mm
Seat Height	16.5"	420 mm
Seat Width	19.5"	495 mm
Seat Depth	18.5"	470 mm
Wt/Chair	55 lbs.	25 kg
Volume	23 ft ³	0.65 m ³
COM Fabric	4.5 yd	4.15 m
Per Carton	1	

Base Price | \$1695

Fabric Grade	COM 1	2	COL 3	4	5	6	7	8	9	Leather
Price (\$)	1695	1790	1890	1990	2090	2190	2290	2385	2485	2970

3702

Loveseat



Max Height	27.5"	700 mm
Max Width	57"	1450 mm
Max Depth	27.5"	700 mm
Arm Height	27.5"	700 mm
Back Height	12"	305 mm
Seat Height	16.5"	420 mm
Seat Width	43.5"	1105 mm
Seat Depth	18.5"	470 mm
Wt/Chair	119 lbs.	54 kg
Volume	40 ft ³	1.1 m ³
COM Fabric	7 yd	6.5 m
Per Carton	1	

Base Price | \$2220

Fabric Grade	COM 1	2	COL 3	4	5	6	7	8	9	Leather
Price (\$)	2220	2375	2530	2690	2845	3005	3160	3315	3475	4235

3703

Sofa



Max Height	27.5"	700 mm
Max Width	80.75"	2050 mm
Max Depth	27.5"	700 mm
Arm Height	27.5"	700 mm
Back Height	12"	305 mm
Seat Height	16.5"	420 mm
Seat Width	69.5"	1765 mm
Seat Depth	18.5"	470 mm
Wt/Chair	170 lbs.	77 kg
Volume	58 ft ³	1.7 m ³
COM Fabric	11 yd	10 m
Per Carton	1	

Base Price | \$2830

Fabric Grade	COM 1	2	COL 3	4	5	6	7	8	9	Leather
Price (\$)	2830	3050	3275	3495	3720	3940	4165	4390	4610	5695

Naxos

Designed by Giovanni Baccolini

3701 – Lounge Chair

3702 – Loveseat

3703 – Sofa

3890 – Coffee Table - Glass Top with Upholstered Lower Frame, and Nickel Plated Tubular Legs

3891 – End Table - Glass Top with Upholstered Lower Frame, and Nickel Plated Tubular Legs

Features

Fully upholstered seat, arms, and back.

A combination of hardwood, softwood, and engineered wood are kiln dried or air dried to ensure integrity of the frame.

All critical points are double dowelled, stapled, or screwed and glued for maximum strength.

Padded with CFC free, high-density polyurethane foam.

Removable seat cushions are slip covered and closed with a zipper and Velcro to chair.

All upholstery is double stitched for added strength.

Bottom finished with Black polyester dust cover.

4" (100 mm) metal chrome-plated legs.

Matching ottomans and glass, upholstered tables.

Options

Upholstery options are endless with our range of standard textiles, as well as the opportunity for Customer's Own Materials (#COM).

Contact Customer Service for a variety of fire retardant, ultra cell, high density and eco-friendly foam alternatives that are available.

Dual-upholstery option for seat and back, please specify at time of order.

3890

Coffee Table



Max Height	14"	355 mm
Max Width	51"	1295 mm
Max Depth	25.5"	650 mm

Wight	57 lbs.	26 kg
COM Fabric	2.5 yd	2.3 m
Per Carton	1	

Base Price | \$1715

Fabric Grade	COM 1	2	COL 3	4	5	6	7	8	9	Leather
Price (\$)	1715	1760	1805	1850	1895	1945	1990	2035	2080	230

3891

End Table



Max Height	14"	355 mm
Max Width	25.5"	650 mm
Max Depth	25.5"	650 mm

Wight	37 lbs.	17 kg
COM Fabric	1.75 yd	1.6 m
Per Carton	1	

Base Price | \$1290

Fabric Grade	COM 1	2	COL 3	4	5	6	7	8	9	Leather
Price (\$)	1290	1315	1335	1360	1380	1405	1425	1450	1470	1580

Naxos

Designed by Giovanni Baccolini

3701 – Lounge Chair

3702 – Loveseat

3703 – Sofa

3890 – Coffee Table - Glass Top with Upholstered Lower Frame, and Nickel Plated Tubular Legs

3891 – End Table - Glass Top with Upholstered Lower Frame, and Nickel Plated Tubular Legs

3892 – Ottoman

3893 – Ottoman

3894 – Ottoman

3724

Ottoman



Max Height	15"	380 mm
Max Width	24"	610 mm
Max Depth	21"	535 mm

Wight	37 lbs.	17 kg
COM Fabric	3.5 yd	3.2 m
Per Carton	1	

Features

Fully upholstered ottomans

A combination of hardwood, softwood, and engineered wood are kiln dried or air dried to ensure integrity of the frame.

All critical points are double dowelled, stapled, or screwed and glued for maximum strength.

Padded with CFC free, high-density polyurethane foam.

All upholstery is double stitched for added strength.

Bottom finished with Black polyester dust cover.

4" (100 mm) metal chrome-plated legs.

Matching soft seating and glass, upholstered tables.

Options

Upholstery options are endless with our range of standard textiles, as well as the opportunity for Customer's Own Materials (#COM).

Contact Customer Service for a variety of fire retardant, ultra cell, high density and eco-friendly foam alternatives that are available.

Dual-upholstery option for seat and back, please specify at time of order.

Base Price | \$840

Fabric Grade	COM 1	2	COL 3	4	5	6	7	8	9	Leather
Price (\$)	840	885	930	970	1015	1055	1100	1140	1185	1270

3736

Ottoman



Max Height	15"	380 mm
Max Width	36"	915 mm
Max Depth	21"	535 mm

Wight	47 lbs.	21.5 kg
COM Fabric	4.25 yd	4 m
Per Carton	1	

Base Price | \$1060

Fabric Grade	COM 1	2	COL 3	4	5	6	7	8	9	Leather
Price (\$)	1060	1110	1160	1210	1255	1305	1355	1405	1455	1550

3748

Ottoman



Max Height	15"	380 mm
Max Width	48"	1220 mm
Max Depth	21"	535 mm

Wight	57 lbs.	26 kg
COM Fabric	5 yd	4.6 m
Per Carton	1	

Base Price | \$1240

Fabric Grade	COM 1	2	COL 3	4	5	6	7	8	9	Leather
Price (\$)	1240	1295	1350	1405	1460	1515	1570	1625	1680	1790

Nest

Designed by Orlandini Design

8360 – Sled Base

8361 – Four Leg Spoke Base

8362 – Four Leg Pyramid Base

8363 – Four Leg Wood Base

8364 – Fully Upholstered Fixed Tub Chair

8365 – Fully Upholstered Folding Chair

Features

HiP at NeoCon Winner.

Upholstery seams are double stitched for added strength, quality, and a more refined aesthetic.

The interior frame is made of tubular steel.

Padding is self-extinguishing polyurethane, cold foamed without CFC.

Sled Base is made from chrome-plated tubular steel (Model **#8360**).

Four Leg Spoke Base is made of two polished, die-cast aluminum parts, with 360 degrees of swivel (Model **#8361**).

Four Leg Pyramid Base made of die-cast aluminum with 360 degrees of swivel on glides (Model **#8362**).

Options

Upholstery options are endless with our range of standard textiles, as well as the opportunity for Customer's Own Materials (**#COM**).

Part **#8361-A** - Auto-Return Adapted for Four Leg Spoke Base, **add \$130 List**.

Part **#8362-A** - Auto-Return Adapter for Four Leg Pyramid Base, **add \$130 List**.

Part **#8361-F** - Fixed/No Swivel for Four Leg Spoke Base, **add \$85 List**.

Part **#8362-F** - Fixed/No Swivel for Four Leg Pyramid Base, **add \$85 List**.

8360

Sled Base



Max Height	29.5"	750 mm
Max Width	23"	585 mm
Max Depth	21.75"	550 mm

Arm Height	27.5"	700 mm
Back Height	12"	300 mm

Seat Height	17.75"	450 mm
Seat Width	18.75"	475 mm
Seat Depth	17"	430 mm

Wt./Chair	- lbs.	- kg
Volume	- ft ³	- m ³
COM Fabric	1.75 yd	1.6 m
Per Carton	1	

Base Price | \$840

Fabric Grade	COM 1	2	COL 3	4	5	6	7	8	9	Leather
Price (\$)	840	880	920	960	995	1035	1075	1115	1155	1350

8361

Four Leg Spoke Base



Max Height	30"	765 mm
Max Width	23"	585 mm
Max Depth	22"	555 mm

Arm Height	27.5"	700 mm
Back Height	12"	300 mm

Seat Height	18"	460 mm
Seat Width	18.75"	475 mm
Seat Depth	17"	430 mm

Wt./Chair	- lbs.	- kg
Volume	- ft ³	- m ³
COM Fabric	1.75 yd	1.6 m
Per Carton	1	

Base Price | \$985

Fabric Grade	COM 1	2	COL 3	4	5	6	7	8	9	Leather
Price (\$)	985	1025	1065	1100	1140	1180	1220	1260	1300	1495

8362

Four Leg Pyramid Base



Max Height	30"	765 mm
Max Width	23"	585 mm
Max Depth	21"	530 mm

Arm Height	27.5"	700 mm
Back Height	12"	300 mm

Seat Height	18"	460 mm
Seat Width	18.75"	475 mm
Seat Depth	17"	430 mm

Wt./Chair	- lbs.	- kg
Volume	- ft ³	- m ³
COM Fabric	1.75 yd	1.6 m
Per Carton	1	

Base Price | \$1005

Fabric Grade	COM 1	2	COL 3	4	5	6	7	8	9	Leather
Price (\$)	1005	1045	1085	1125	1165	1205	1245	1285	1325	1520



Nest

Designed by Orlandini Design

8360 – Sled Base

8361 – Four Leg Spoke Base

8362 – Four Leg Pyramid Base

8363 – Four Leg Wood Base

8364 – Fully Upholstered Fixed Tub Chair

8365 – Fully Upholstered Folding Chair

Features

HiP at NeoCon Winner.

Upholstery seams are double stitched for added strength, quality, and a more refined aesthetic.

The interior frame is made of tubular steel.

Padding is self-extinguishing polyurethane, cold foamed without CFC.

Four Leg Wood Base made of beech wood stained in Natural finish and attached to steel rod-mounting frame (Model **#8363**).

Fully Upholstered Fixed Tub Chair with nylon glides (Model **#8364**).

Fully Upholstered Folding Chair folds to a depth of 9"/230 mm (Model **#8365**).

Options

Upholstery options are endless with our range of standard textiles, as well as the opportunity for Customer's Own Materials (**#COM**).

8363

Four Leg Wood Base



Max Height	29.5"	750 mm
Max Width	23"	585 mm
Max Depth	21"	530 mm

Arm Height	27.5"	700 mm
Back Height	12"	300 mm

Seat Height	17.75"	450 mm
Seat Width	18.75"	475 mm
Seat Depth	17"	430 mm

Wt/Chair	- lbs.	- kg
Volume	ft ³	m ³
COM Fabric	1.75 yd	1.6 m
Per Carton	1	

Base Price | \$970

Fabric Grade	COM 1	2	COL 3	4	5	6	7	8	9	Leather
Price (\$)	970	1010	1050	1085	1125	1165	1205	1245	1285	1480

8364

Fully Upholstered Fixed Tub Chair



Max Height	32.75"	830 mm
Max Width	24"	605 mm
Max Depth	20.75"	525 mm

Arm Height	29.5"	745 mm
Back Height	14.75"	375 mm

Seat Height	18"	455 mm
Seat Width	18.5"	470 mm
Seat Depth	17"	mm

Wt/Chair	- lbs.	- kg
Volume	- ft ³	- m ³
COM Fabric	4.5 yd	4.1 m
Per Carton	1	

Base Price | \$1330

Fabric Grade	COM 1	2	COL 3	4	5	6	7	8	9	Leather
Price (\$)	1330	1435	1535	1640	1740	1845	1945	2050	2150	2650

8365

Fully Upholstered Folding Chair



Max Height	32.75"	830 mm
Max Width	24"	600 mm
Max Depth	20.75"	525 mm

Arm Height	29.5"	745 mm
Back Height	14.75"	375 mm

Seat Height	18"	460 mm
Seat Width	18.5"	470 mm
Seat Depth	17"	430 mm

Wt/Chair	- lbs.	- kg
Volume	- ft ³	- m ³
COM Fabric	4.5 yd	4.1 m
Per Carton	1	

Base Price | \$1470

Fabric Grade	COM 1	2	COL 3	4	5	6	7	8	9	Leather
Price (\$)	1470	1575	1675	1780	1880	1985	2085	2190	2290	2790



Nibia

- 2620** – Five Star Swivel Base, with Casters
- 2621** – Fixed Height Disc Base
- 2622** – Four Leg Base
- 2623** – Spider Swivel Base

Features

The interior frame is made of tubular steel.

The shell is made of molded polyurethane foam, cold formed without the use of CFC; average density of 3 lbs./ft.³ (50 kg/m³).

Swivel Base with Casters is height adjustable with 360 degrees swivel. Dual wheel casters for soft floors are standard. Gas cylinder and base are in polished finish (Model #2620).

Disc Base models swivel with a fixed height, weighted base in polished finish with a diameter of 19.75"/500 mm (Model #2621).

Options

Upholstery options are endless with our range of standard textiles, as well as the opportunity for Customer's Own Materials (#COM).

Part #2621-A- Memory Return on the Disc Base model (Model #2621), add \$130 List.

2620

Five Star Swivel Base, with Casters



Max Height	29-32"	735-815 mm
Max Width	25"	635 mm
Max Depth	25"	635 mm
Arm Height	25-28"	635-715 mm
Back Height	13"	330 mm
Seat Height	17-20"	430-510 mm
Seat Width	16"	405 mm
Seat Depth	16.5"	420 mm
Wt/Chair	25 lbs.	11.5 kg
Volume	14 ft ³	0.39 m ³
COM Fabric	1.25 yd	1 m
Per Carton	1	

Base Price | \$910

Fabric Grade	COM 1	2	COL 3	4	5	6	7	8	9	Leather
Price (\$)	910	935	960	985	1010	1035	1060	1085	1110	1225

2621

Fixed Height Disc Base



Max Height	28.5"	725 mm
Max Width	24"	610 mm
Max Depth	22"	560 mm
Arm Height	24.5"	625 mm
Back Height	13"	330 mm
Seat Height	16.5"	420 mm
Seat Width	16"	405 mm
Seat Depth	16.5"	420 mm
Wt/Chair	40 lbs.	18 kg
Volume	12 ft ³	0.34 m ³
COM Fabric	1.25 yd	1 m
Per Carton	1	

Base Price | \$980

Fabric Grade	COM 1	2	COL 3	4	5	6	7	8	9	Leather
Price (\$)	1005	1030	1055	1085	1110	1135	1160	1190	1215	1315

Nibia

- 2620 – Five Star Swivel Base, with Casters
- 2621 – Fixed Height Disc Base
- 2622 – Four Leg Base
- 2623 – Spider Swivel Base

Features

The interior frame is made of tubular steel.

The shell is made of molded polyurethane foam, cold formed without the use of CFC; average density of 3 lbs./ft.³ (50 kg/m³).

Four Leg Base is made of 0.8”/20 mm x 10-gauge tubular chrome-plated steel, with nylon glides (Model #2622).

Swivel Base with Casters is height adjustable with 360 degrees swivel. Dual wheel casters for soft floors are standard. Gas cylinder and base are in polished finish (Model #2623).

2622

Four Leg Base



Max Height	28.5"	725 mm
Max Width	24"	610 mm
Max Depth	22"	495 mm
Arm Height	24.5"	625 mm
Back Height	13"	330 mm
Seat Height	16.5"	420 mm
Seat Width	16"	405 mm
Seat Depth	16.5"	420 mm
Wt/Chair	22 lbs.	10 kg
Volume	12 ft ³	0.34 m ³
COM Fabric	1.25 yd	1 m
Per Carton	1	

Base Price | \$815

Fabric Grade	COM 1	2	COL 3	4	5	6	7	8	9	Leather
Price (\$)	815	845	870	895	920	945	975	1000	1025	1150

2623

Spider Swivel Base



Max Height	28.5"	725 mm
Max Width	24"	610 mm
Max Depth	22"	495 mm
Arm Height	24.5"	625 mm
Back Height	13"	330 mm
Seat Height	16.5"	420 mm
Seat Width	16"	405 mm
Seat Depth	16.5"	420 mm
Wt/Chair	22 lbs.	10 kg
Volume	12 ft ³	0.34 m ³
COM Fabric	1.25 yd	1 m
Per Carton	1	

Base Price | \$1075

Fabric Grade	COM 1	2	COL 3	4	5	6	7	8	9	Leather
Price (\$)	1075	1100	1125	1155	1180	1205	1230	1255	1280	1405

PF3

Designed by Pininfarina ARESLINE Collection

- 60011** – Chair
- 60012** – Love Seat
- 60013** – Bench

Features

Composite fiberglass seat shell frame 0.35" (9 mm) thick, standard in polished white.

Self-extinguishing polyurethane padding, cold foamed without CFC; average density of 3.75 lbs./ft.³ (60 kg/m³).

Self-extinguishing polyurethane padding, cold foamed without CFC; average density of 2.5 lbs./ft.³ (40 kg/m³).

Chrome-plated tubular steel legs with polypropylene feet.

The 2 seat sofa and bench in leather are upholstered with the stitching in the middle of seat and backrest, for technical reasons due to the large surface requirement of covering.

60011

Chair



Max Height	26.75"	680 mm
Max Width	33.5"	850 mm
Max Depth	25.5"	650 mm

Arm Height	N/A	N/A
Back Height	10.25"	260 mm

Seat Height	17"	430 mm
Seat Width	33.5"	850 mm
Seat Depth	20.5"	520 mm

Wt./Chair	55 lbs.	25 kg
Volume	19 ft ³	0.53 m ³
COM Fabric	1.75 yd	1.6 m
Per Carton	1	

Base Price | \$4370

Fabric Grade	COM 1	2	COL 3	4	5	6	7	8	9	Leather
Price (\$)	4370	4405	4445	4485	4520	4560	4600	4635	4675	4860

60012

Two Seat Sofa



Max Height	26.75"	680 mm
Max Width	67"	1700 mm
Max Depth	25.5"	650 mm

Arm Height	N/A	N/A
Back Height	10.25"	260 mm

Seat Height	17"	430 mm
Seat Width	67"	1700 mm
Seat Depth	20.5"	520 mm

Wt./Chair	119 lbs.	54 kg
Volume	33 ft ³	0.94 m ³
COM Fabric	2.5 yd	2.3 m
Per Carton	1	

Base Price | \$6890

Fabric Grade	COM 1	2	COL 3	4	5	6	7	8	9	Leather
Price (\$)	6890	6945	7000	7055	7110	7165	7220	7275	7330	7590

60013

Bench



Max Height	17"	430 mm
Max Width	67"	1700 mm
Max Depth	25.5"	650 mm

Arm Height	N/A	N/A
Back Height	N/A	N/A

Seat Height	17"	430 mm
Seat Width	67"	1700 mm
Seat Depth	20.5"	520 mm

Wt./Chair	100 lbs.	45 kg
Volume	33 ft ³	0.94 m ³
COM Fabric	2 yd	1.8 m
Per Carton	1	

Base Price | \$5000

Fabric Grade	COM 1	2	COL 3	4	5	6	7	8	9	Leather
Price (\$)	5000	5045	5090	5135	5175	5220	5265	5305	5395	5560



Point

- PT100** – Lounge Chair
- PT200** – Loveseat
- PT300** – Sofa
- PT1D30** – Right Hand Facing
- PT1D30** – Left Hand Facing
- PT2D30** – Right Hand Facing
- PT2D30** – Left Hand Facing

-**U** = with Upholstered Back Panel
 -**W** = with Wood Back Panel

Features

Cantilever metal tubular steel frame is epoxy powder coated in Silver Gray finish.

Ergonomically curved upholstered seat and back.

All upholstery is double stitched for added strength.

Back panel is fully upholstered or in bent laminated maple in Borgo's standard finishes.

Bent Maple arm caps stained in Borgo's standard finishes to match back panel.

Bottom is finished with Black polyester dust cover.

Black nylon glides.

Tempered glass, square table.

Laminate, self-edge table in Natural Maple.

Options

Back panel secondary contrasting upholstery option.

Wood Stain Finishes are available in six standard colors: Natural, English Oak, Cherry, Mahogany, Espresso Black and Ebony.

Part #**PT100-CS** - Custom Stained Legs, one time charge, add \$180 List.

PT100

Lounge Chair



Max Height	30"	760 mm
Max Width	33.5"	850 mm
Max Depth	28.75"	730 mm

Arm Height	N/A	N/A
Back Height	14.5"	370 mm

Seat Height	17"	430 mm
Seat Width	25.75"	655 mm
Seat Depth	20.5"	520 mm

Wt/Chair	65 lbs.	30 kg
Volume	23 ft ³	0.7 m ³
COM Fabric	3 yd	2.74 m
Per Carton	1	

Base Price | \$1850

Fabric Grade	COM 1	2	COL 3	4	5	6	7	8	9	Leather
U Price (\$)	1850	1920	1995	2065	2135	2205	2275	2345	2415	2755
W Price (\$)	1965	2020	2080	2135	2190	2245	2300	2360	2415	2690

PT200

Loveseat



Max Height	30"	760 mm
Max Width	59.5"	1510 mm
Max Depth	28.75"	730 mm

Arm Height	N/A	N/A
Back Height	14.5"	370 mm

Seat Height	17"	430 mm
Seat Width	51.75"	1315 mm
Seat Depth	20.5"	520 mm

Wt/Chair	95 lbs.	43 kg
Volume	43 ft ³	1.2 m ³
COM Fabric	6 yd	5.48 m
Per Carton	1	

Base Price | \$2865

Fabric Grade	COM 1	2	COL 3	4	5	6	7	8	9	Leather
U Price (\$)	2865	2990	3120	3245	3370	3500	3635	3750	3875	4490
W Price (\$)	3280	3395	3505	3620	3730	3845	3955	4070	4180	4725

PT300

Sofa



Max Height	30"	760 mm
Max Width	85"	2160 mm
Max Depth	28.75"	730 mm

Arm Height	N/A	N/A
Back Height	14.5"	370 mm

Seat Height	17"	430 mm
Seat Width	77"	1955 mm
Seat Depth	20.5"	520 mm

Wt/Chair	125 lbs.	57 kg
Volume	60 ft ³	1.7 m ³
COM Fabric	9 yd	8.2 m
Per Carton	1	

Base Price | \$3850

Fabric Grade	COM 1	2	COL 3	4	5	6	7	8	9	Leather
U Price (\$)	3850	4040	4230	4420	4610	4800	4990	5180	5370	6295
W Price (\$)	4410	4570	4735	4895	5060	5225	5385	5550	5710	6505

Point

PT100 – Lounge Chair

PT200 – Loveseat

PT300 – Sofa

PT1D30 – Right Hand Facing

PT1D30 – Left Hand Facing

PT2D30 – Right Hand Facing

PT2D30 – Left Hand Facing

-U = with Upholstered Back Panel

-W = with Wood Back Panel

Features

Cantilever metal tubular steel frame is epoxy powder coated in Silver Gray finish.

Ergonomically curved upholstered seat and back.

All upholstery is double stitched for added strength.

Back panel is fully upholstered or in bent laminated maple in Borgo's standard finishes.

Bent Maple arm caps stained in Borgo's standard finishes to match back panel.

Bottom is finished with Black polyester dust cover.

Black nylon glides.

Tempered glass, square table.

Laminate, self-edge table in Natural Maple.

Options

Back panel secondary contrasting upholstery option.

Wood Stain Finishes are available in six standard colors: Natural, English Oak, Cherry, Mahogany, Espresso Black and Ebony.

Part #PT100-CS - Custom Stained Legs, one time charge, add \$180 List.

PT1D30 | PT1S30

Right Hand Facing | Left Hand Facing

Glass Side Table



Max Height	17.5"	445 mm
Max Width	17.5"	445 mm


Base Price | \$650

Price (\$) **650**

PT2D30 | PT2S30

Right Hand Facing | Left Hand Facing

Laminate Side Table



Max Height	17.5"	445 mm
Max Width	17.5"	445 mm

Base Price | \$610

Price (\$) **610**

Privée

- 77401 – Single Seat Canopy
- 77402 – Double Seat Canopy
- 77411 – Chair without Canopy
- 77412 – Sofa without Canopy
- 77430 – Ottoman with Casters
- 77431 – Ottoman with Acoustical Panel

-**O** = J.Ennis Heavenly Canopy and Back Panel
 -**W** = Camira Wool Canopy and Back Panel

Features

The models with the canopy feature sound absorbing properties.

Interior frame of the canopy is made of 0.6" (6 mm) steel tube and 0.2" (5 mm) thick steel plate.

The interior canopy is padded with sound-absorbing recycled composite of polyurethane.

The canopy is completely upholstered with ribbed stitching detail and closed with a zipper.

The frame supporting the canopy is made up of a rectangular steel tube, 2" x 0.5" x 0.08" (50 mm x 12 mm x 2 mm), that is epoxy powder coated, standard in White.

The back is constructed of 0.75" plywood and is padded with CFC free high-density foam.

Removable back and seat cushions are slip covered and closed with a zipper.

Each model comes with two armrest throw pillows.

Options

Part #**77401-TABLT** - Swivel Writing Tablet in HPL for Canopy models, specify left or right handed at time of order, **add \$1150 List.**

Part #**LED-1** - Overhead LED Light with USB Port for Canopy models, **add \$520List.**

Part #**USB-POWER** - One Duplex with Two USB Port, **add \$465 List.**

Contact Customer Service for custom powder coating options.

77401 Single Seat Canopy



Max Height	64"	1630 mm
Max Width	39.25"	1000 mm
Max Depth	26.75"	680 mm
Int. Height	50.5"	1285 mm
Seat Height	16"	405 mm
Seat Width	38.5"	980 mm
Seat Depth	21.75"	555 mm
Wt/Chair	155 lbs.	70 kg
Volume	42 ft ³	1.2 m ³
COM Fabric	5.5 yd	5 m
Per Carton	1	

Base Price \$3285										
Fabric Grade	COM 1	2	COL 3	4	5	6	7	8	9	Leather
O Price (\$)	3285	3385	3485	3580	3680	3780	3880	3980	4075	4555
W Price (\$)	4135	4225	4315	4405	4490	4580	4670	4760	4850	5285

77402 Double Seat Canopy



Max Height	64"	1630 mm
Max Width	71"	1800 mm
Max Depth	26.75"	680 mm
Int. Height	50.5"	1285 mm
Seat Height	16"	405 mm
Seat Width	70"	1780 mm
Seat Depth	21.75"	555 mm
Wt/Chair	200 lbs.	100 kg
Volume	76 ft ³	2.2 m ³
COM Fabric	9.5 yd	8.5 m
Per Carton	1	

Base Price \$4725										
Fabric Grade	COM 1	2	COL 3	4	5	6	7	8	9	Leather
O Price (\$)	4725	4875	5020	5165	5310	5455	5600	5745	5890	6585
W Price (\$)	5965	6095	6230	6360	6490	6620	6755	6885	7015	7655

77411 Chair without Canopy



Max Height	33.5"	850 mm
Max Width	39.25"	1000 mm
Max Depth	26.75"	680 mm
Int. Height	50.5"	1285 mm
Seat Height	16"	405 mm
Seat Width	38.5"	980 mm
Seat Depth	21.75"	555 mm
Wt/Chair	110 lbs.	50 kg
Volume	23 ft ³	0.65 m ³
COM Fabric	5 yd	4.5 m
Per Carton	1	

Base Price \$2830										
Fabric Grade	COM 1	2	COL 3	4	5	6	7	8	9	Leather
O Price (\$)	2830	2930	3025	3125	3225	3325	3425	3520	3620	4100
W Price (\$)	3365	3455	3545	3630	3720	3810	3900	3990	4080	4510



Privée

77401 – Single Seat Canopy
 77402 – Double Seat Canopy
 77411 – Chair without Canopy
 77412 – Sofa without Canopy
 77430 – Ottoman with Casters
 77431 – Ottoman with Acoustical Panel

-O = Heavenly Canopy and Back Panel
 -W = Wool Canopy and Back Panel

Features

The models with the canopy feature a sound absorbing properties.

Interior frame of the canopy is made of 0.6" (6 mm) steel tube and 0.2" (5 mm) thick steel plate.

The interior canopy is padded with sound-absorbing recycled composite of polyurethane.

The canopy is completed upholstered with ribbed stitching detail, and closed with a zipper.

The frame supporting the canopy is made up of rectangular steel tube 2" x 0.5" x 0.08" (50 mm x 12 mm x 2 mm), epoxy powder coated standard in White.

The back is constructed of 0.75" plywood and is padded with CFC free high-density foam.

Removable back and seat cushions are slip covered and closed with a zipper.

Each model comes with two armrest throw pillows.

Options

Part #77401-TABLT - Swivel Writing Tablet in HPL for Canopy models, specify left or right handed at time of order, **add \$1150 List.**

Part #LED-1 - Overhead LED Light with USB Port for Canopy models, **add \$520List.**

Part #USB-POWER - One Duplex with Two USB Port, **add \$465 List.**

Contact Customer Service for custom powder coating options.

77412

Sofa without Canopy



Max Height 33.5" 850 mm
 Max Width 71" 1800 mm
 Max Depth 26.75" 680 mm

Int. Height 50.5" 1285 mm

Seat Height 16" 405 mm
 Seat Width 70" 1780 mm
 Seat Depth 21.75" 555 mm

Wt/Chair 115 lbs. 70 kg
 Volume 41 ft³ 1.15 m³
 COM Fabric 8.2 yd 7.5 m
 Per Carton 1

Base Price | \$4040

Fabric Grade	COM 1	2	COL 3	4	5	6	7	8	9	Leather
O Price (\$)	4040	4195	4345	4500	4650	4805	4960	5110	5265	6010
W Price (\$)	4660	4790	4920	5055	5185	5315	5445	5580	5710	6345

77430 | 77431

Ottoman | Ottoman with Acoustic Panel



Max Height 56.75" 1440 mm
 Max Width 26.75" 680 mm
 Max Depth 33.5" 900 mm

Seat Height 17.25" 440 mm
 Seat Width 34.5" 880 mm
 Seat Depth 19" 480 mm

Wt/Chair 110 lbs. 50 kg
 Volume 11.5 ft³ 0.35 m³
 COM Fabric 2.75 yd 2.5 m
 Per Carton 1

Base Price | \$2215

Fabric Grade	COM 1	2	COL 3	4	5	6	7	8	9	Leather
77430 Price (\$)	2215	2270	2320	2375	2425	2480	2530	2585	2635	2890
77431 O Price (\$)	3145	3245	3350	3450	3550	3655	3755	3855	3960	4450
77431 W Price (\$)	3435	3535	3630	3730	3830	3925	4025	4120	4220	4695



Saudi

- 3771 – Lounge Chair
- 3772 – Loveseat
- 3773 – Sofa

Features

Hardwood frames are constructed of pieces no less than 1” (25 mm) thick and joined with a combination of screws, glue and dowels.

All critical points are corner blocked for maximum strength.

Padded with CFC free, high-density polyurethane foam.

Seat cushions are attached and non-removable (for public spaces).

All upholstery is double stitched for extra-added strength.

Bottom is finished with Black polyester dust cover.

4” (100 mm) brushed nickel metal tapered legs with non-marking glides.

3771 Lounge Chair



Max Height	31”	790 mm
Max Width	34”	865 mm
Max Depth	31”	790 mm
Arm Height	24”	610 mm
Back Height	13”	330 mm
Seat Height	18”	460 mm
Seat Width	22”	560 mm
Seat Depth	21”	535 mm
Wt/Chair	65 lbs.	30 kg
Volume	23 ft³	0.65 m³
COM Fabric	6.5 yd	5.9 m
Per Carton	1	

Base Price \$1995										
Fabric Grade	COM 1	2	COL 3	4	5	6	7	8	9	Leather
Price (\$)	1995	2125	2395	2460	2625	2795	2960	3130	3255	4110

3772 Loveseat



Max Height	31”	790 mm
Max Width	56”	1425 mm
Max Depth	31”	790 mm
Arm Height	24”	610 mm
Back Height	13”	330 mm
Seat Height	18”	460 mm
Seat Width	44”	1120 mm
Seat Depth	21”	535 mm
Wt/Chair	95 lbs.	42 kg
Volume	36 ft³	1.0 m³
COM Fabric	9 yd	8.3 m
Per Carton	1	

Base Price \$2740										
Fabric Grade	COM 1	2	COL 3	4	5	6	7	8	9	Leather
Price (\$)	2740	3020	3300	3605	3855	4140	4420	4700	4975	6335

3773 Sofa



Max Height	31”	790 mm
Max Width	78”	1980 mm
Max Depth	31”	790 mm
Arm Height	24”	610 mm
Back Height	13”	330 mm
Seat Height	18”	460 mm
Seat Width	66”	1675 mm
Seat Depth	21”	535 mm
Wt/Chair	125 lbs.	57 kg
Volume	51 ft³	1.4 m³
COM Fabric	11 yd	10 m
Per Carton	1	

Base Price \$3245										
Fabric Grade	COM 1	2	COL 3	4	5	6	7	8	9	Leather
Price (\$)	3245	3580	3910	4250	4585	4920	5255	5590	5925	7555

Smile

- SML1** – Smile Chair
- SML2** – Smile Two-Seater Chair
- SM24** – Smile Table - Laminate Top
- SM34** – Smile Table - Laminate Top
- SM36** – Smile Table - Laminate Top
- SM42** – Smile Table - Laminate Top
- SM48** – Smile Table - Laminate Top

Features

- Matching aluminum finish, tapered legs for both seats and tables.
- Padded with CFC free, high-density polyurethane foam.
- Upholstered back and seat with welt details.
- Self-adjusting glides for both chair and table legs.
- Metal J-bar 0.25" (6.35 mm).
- Tables are 1.25" (31.75 mm) thick.
- Table tops available in any standard laminate.

Options

- Grommet in center of table.
- Knock down (K/D) shipping option.
- Contact Customer Service for tables in Cherry or Maple wood.

SML1

Smile Chair



Max Height	31"	790 mm
Max Width	27"	685 mm
Max Depth	21"	530 mm
Arm Height	N/A	N/A
Back Height	16"	405 mm
Seat Height	17.5"	445 mm
Seat Width	27"	685 mm
Seat Depth	19"	485 mm
Wt/Chair	19 lbs.	8.6 kg
Volume	11 ft³	0.3 m³
COM Fabric	1.5 yd	1.38 m
Per Carton	2	

Base Price | \$785

Fabric Grade	COM 1	2	COL 3	4	5	6	7	8	9	Leather
Price (\$)	785	825	865	900	940	980	1015	1055	1095	1280

SML2

Smile Two-Seater Chair



Max Height	31"	790 mm
Max Width	52"	1320 mm
Max Depth	21"	530 mm
Arm Height	N/A	N/A
Back Height	16"	405 mm
Seat Height	17.5"	445 mm
Seat Width	52"	1320 mm
Seat Depth	19"	485 mm
Wt/Chair	37 lbs.	17 kg
Volume	19 ft³	0.54 m³
COM Fabric	3 yd	2.7 m
Per Carton	1	

Base Price | \$1295

Fabric Grade	COM 1	2	COL 3	4	5	6	7	8	9	Leather
Price (\$)	1330	1405	1485	1560	1640	1710	1790	1870	1940	2315

SM24 | SM34 | SM36 | SM42 | SM48

Smile Table - Laminate Top



Max Height	16"	410 mm
Max Width	24-48"	610-1220 mm
Max Depth	22-46"	560-1170 mm

Base Price | \$1065

SM24 Price (\$)	1065
SM34 Price (\$)	1260
SM36 Price (\$)	1460
SM42 Price (\$)	1625
SM48 Price (\$)	1905

Teorema

Designed by Giovanni Baccolini

- 3501 – Single Seat
- 3502 – Two Seater
- 3503 – Three Seater
- 3591 – Tempered Glass Wide Rectangular Table
- 3596 – High Pressure Laminate Wide Rectangular Table
- 3597 – High Pressure Laminate Narrow Rectangular Table
- 3598 – High Pressure Laminate 90 Degree Table
- 3594 – Tempered Glass 45 Degree Table
- 3599 – High Pressure Laminate 45 Degree Table

Features

Modular design allows for various pieces to be combined together, allowing for a variety of configurations.

Interior structure is constructed of tubular steel.

Self-extinguishing polyurethane padding, cold foamed without CFC; average density of 3 lbs./ft.³ (50 kg/m³).

The internal seat is made of elastic belts.

All upholstery is double stitched for added strength.

Steel legs come equipped with feet levelers and polypropylene end caps.

All visible metal structure is epoxy powder coated painted in a Silver Gray finish.

Table surfaces available in 0.375" (10 mm) thick tempered glass or 1" (25 mm) thick High Pressure Laminate with square edging.

Options

Part #3501 - Black Polyurethane Arm Caps (set of two), add \$495 List..

Knock down (K/D) shipping option

3501 Single Seat



Max Height	31"	790 mm
Max Width	26"	660 mm
Max Depth	27"	690 mm
Arm Height	N/A	N/A
Back Height	19"	485 mm
Seat Height	16.5"	420 mm
Seat Width	22"	560 mm
Seat Depth	18.5"	470 mm
Wt/Chair	40 lbs.	18 kg
Volume	13 ft ³	0.37 m ³
COM Fabric	2.5 yd	4.15 m
Per Carton	1	

Base Price \$1520										
Fabric Grade	COM 1	2	COL 3	4	5	6	7	8	9	Leather
Price (\$)	1520	1585	1640	1710	1775	1840	1900	2025	2090	2335

3502 Two Seater



Max Height	31"	790 mm
Max Width	48"	1220 mm
Max Depth	27"	690 mm
Arm Height	N/A	N/A
Back Height	19"	485 mm
Seat Height	16.5"	420 mm
Seat Width	44"	1120 mm
Seat Depth	18.5"	470 mm
Wt/Chair	66 lbs.	30 kg
Volume	24 ft ³	0.7 m ³
COM Fabric	5 yd	6.4 m
Per Carton	1	

Base Price \$2305										
Fabric Grade	COM 1	2	COL 3	4	5	6	7	8	9	Leather
Price (\$)	2305	2430	2560	2685	2810	2935	3065	3190	3315	3930

3503 Three Seater



Max Height	31"	790 mm
Max Width	70"	1780 mm
Max Depth	27"	690 mm
Arm Height	N/A	N/A
Back Height	19"	485 mm
Seat Height	16.5"	420 mm
Seat Width	66"	1680 mm
Seat Depth	18.5"	470 mm
Wt/Chair	88 lbs.	40 kg
Volume	34 ft ³	0.96 m ³
COM Fabric	7.5 yd	8.7 m
Per Carton	1	

Base Price \$3135										
Fabric Grade	COM 1	2	COL 3	4	5	6	7	8	9	Leather
Price (\$)	3135	3325	3515	3705	3895	4080	4270	4460	4650	5570

Teorema

Designed by Giovanni Baccolini

- 3501** – Single Seat
- 3502** – Two Seater
- 3503** – Three Seater
- 3591** – Tempered Glass Wide Rectangular Table
- 3596** – High Pressure Laminate Wide Rectangular Table
- 3597** – High Pressure Laminate Narrow Rectangular Table
- 3598** – High Pressure Laminate 90 Degree Table
- 3594** – Tempered Glass 45 Degree Table
- 3599** – High Pressure Laminate 45 Degree Table

Features

Modular design allows for various pieces to be combined together, allowing for a variety of configurations.

Interior structure is constructed of tubular steel.

Self-extinguishing polyurethane padding, cold foamed without CFC; average density of 3 lbs./ft.³ (50 kg/m³).

The internal seat is made of elastic belts.

All upholstery is double stitched for added strength.

Steel legs come equipped with feet levelers and polypropylene end caps.

All visible metal structure is epoxy powder coated painted in a Silver Gray finish.

Table surfaces available in 0.375" (10 mm) thick tempered glass or 1" (25 mm) thick High Pressure Laminate with square edging.

Options

Part #**3501** - Black Polyurethane Arm Caps (set of two), add **\$495 List**.

Knock down (K/D) shipping option

3591 | 3596

Tempered Glass | High Pressure Laminate
Wide Rectangular Table



Height	20"	510 mm
Width	22"	560 mm
Thickness	0.375" 1"	9.5 mm 25 mm

Base Price | \$390

3591 Price (\$) **905**

3596 Price (\$) **390**

3597

High Pressure Laminate
Narrow Rectangular Table



Height	20"	205 mm
Width	11"	600 mm
Thickness	1"	25 mm

Base Price | \$250

3597 Price (\$) **250**

3598

High Pressure Laminate
90 Degree Table



Height	27"	685 mm
Width	27"	685 mm
Thickness	1"	25 mm

Base Price | \$725

3598 Price (\$) **725**

3594 | 3599

Tempered Glass | High Pressure Laminate
45 Degree Table



Height	23.25"	590 mm
Width	21"	535 mm
Thickness	0.375" or 1"	9.5 mm or 25 mm

Base Price | \$620

3594 Price (\$) **975**

3599 Price (\$) **620**

Tiffany

Designed by Giovanni Baccolini

9201 – Lounge Chair

9202 – Loveseat

9203 – Sofa

Features

- The interior frame is made of tubular steel.
- Self-extinguishing polyurethane padding, cold foamed without CFC; average density of 3 lbs./ft.³ (50 kg/m³).
- The internal seat is made of elastic belts.
- All upholstery is double stitched for extra added strength.
- Aluminum alloy feet with non-slip rubber caps.

Options

Knock down (K/D) shipping option.

9201 Lounge Chair



Max Height	31"	790 mm
Max Width	27.5"	700 mm
Max Depth	26"	660 mm
Arm Height	23.5"	600 mm
Back Height	19"	485 mm
Seat Height	16.5"	420 mm
Seat Width	22"	560 mm
Seat Depth	18.5"	470 mm
Wt/Chair	51 lbs.	23 kg
Volume	13 ft ³	0.4 m ³
COM Fabric	4.5 yd	4.15 m
Per Carton	1	

Base Price \$1750										
Fabric Grade	COM 1	2	COL 3	4	5	6	7	8	9	Leather
Price (\$)	1750	1865	1985	2100	2220	2340	2455	2575	2690	3265

9202 Loveseat



Max Height	31"	790 mm
Max Width	50"	1260 mm
Max Depth	26"	660 mm
Arm Height	23.5"	600 mm
Back Height	19"	485 mm
Seat Height	16.5"	420 mm
Seat Width	44"	1120 mm
Seat Depth	18.5"	470 mm
Wt/Chair	77 lbs.	35 kg
Volume	23 ft ³	0.65 m ³
COM Fabric	7 yd	6.4 m
Per Carton	1	

Base Price \$2590										
Fabric Grade	COM 1	2	COL 3	4	5	6	7	8	9	Leather
Price (\$)	2590	2775	2960	3140	3325	3510	3690	3875	4060	4950

9203 Sofa



Max Height	31"	790 mm
Max Width	72"	1830 mm
Max Depth	26"	660 mm
Arm Height	23.5"	600 mm
Back Height	19"	485 mm
Seat Height	16.5"	420 mm
Seat Width	71.75"	1820 mm
Seat Depth	18.5"	470 mm
Wt/Chair	99 lbs.	45 kg
Volume	33 ft ³	0.94 m ³
COM Fabric	9.5 yd	8.7 m
Per Carton	1	

Base Price \$3435										
Fabric Grade	COM 1	2	COL 3	4	5	6	7	8	9	Leather
Price (\$)	3435	3685	3935	4185	4435	4680	4930	5180	5430	6640

Townsend

6301 – Lounge Chair

6302 – Loveseat

6303 – Sofa

6304 – Armless Chair

Features

Modular design allows for various pieces to be combined together, allowing for a variety of configurations.

Fully upholstered seat, arms, and back.

A combination of hardwood, softwood, and engineered wood are kiln dried or air dried to ensure integrity of the frame.

Back and seat with nylon webbing.

All critical points are double dowelled, stapled, or screwed and glued for maximum strength.

Bottom is finished with black polyester dust cover.

2" x 1" H (50 mm x 25 mm H) Black plastic legs.

Options

Loveseat and Sofa models are available without arms (Models **6302** & **6303**), **subtract \$300 List.**

Part #**6301-C** -Dual Wheel Casters (set of four), **add \$195 List.**

Part #**6301-TABLT** - Rounded Rectangular Tablet, 17" x 11.25" (430 mm x 285 mm), specify left or right at time of order, **add \$415 List.**

Part #**TABLT-R** - Removable Rounded Rectangular Tablet, in Black textured gloss finish, with Spring Loaded Grommet. 17" x 11" (430 mm x 280 mm), specify left or right at time of order, **add \$315 List.**

Part #**TABLT-ITR** - Additional Insert Tablet Receptacle, Spring Loaded Grommet (Tablet not included), **add \$120 List.**

6301

Lounge Chair



Max Height	32"	815 mm
Max Width	32.75"	830 mm
Max Depth	31.5"	800 mm

Arm Height	26"	660 mm
Back Height	14"	355 mm

Seat Height	18"	460 mm
Seat Width	24.75"	630 mm
Seat Depth	20"	510 mm

Wt./Chair	60 lbs.	27.5 kg
Volume	23 ft ³	0.65 m ³
COM Fabric	6.5 yd	6 m
Per Carton	1	

Base Price | \$1705

Fabric Grade	COM 1	2	COL 3	4	5	6	7	8	9	Leather
Price (\$)	1705	1870	2035	2200	2365	2535	2700	2865	3030	3835

6302

Loveseat



Max Height	32"	815 mm
Max Width	57.5"	1460 mm
Max Depth	31.5"	800 mm

Arm Height	26"	660 mm
Back Height	14"	355 mm

Seat Height	18"	460 mm
Seat Width	49.5"	1260 mm
Seat Depth	20"	510 mm

Wt./Chair	98 lbs.	44.5 kg
Volume	35 ft ³	1 m ³
COM Fabric	10 yd	9.2 m
Per Carton	1	

Base Price | \$2490

Fabric Grade	COM 1	2	COL 3	4	5	6	7	8	9	Leather
Price (\$)	2490	2745	3000	3255	3510	3765	4020	4275	4530	5570

Townsend

- 6301 – Lounge Chair
- 6302 – Loveseat
- 6303 – Sofa
- 6304 – Armless Chair

Features

Modular design allows for various pieces to be combined together, allowing for a variety of configurations.

Fully upholstered seat, arms, and back.

A combination of hardwood, softwood, and engineered wood are kiln dried or air dried to ensure integrity of the frame.

Back and seat with nylon webbing.

All critical points are double dowelled, stapled, or screwed and glued for maximum strength.

Bottom is finished with black polyester dust cover.

2" x 1" H (50 mm x 25 mm H) Black plastic legs.

Options

Loveseat and Sofa models are available without arms (Models **6302** & **6303**), **subtract \$300 List.**

Part #**6301-C** -Dual Wheel Casters (set of four), **add \$195 List.**

Part #**6301-TABLT** - Rounded Rectangular Tablet, 17" x 11.25" (430 mm x 285 mm), specify left or right at time of order, **add \$415 List.**

Part #**TABLT-R** - Removable Rounded Rectangular Tablet, in Black textured gloss finish, with Spring Loaded Grommet. 17" x 11" (430 mm x 280 mm), specify left or right at time of order, **add \$315 List.**

Part #**TABLT-ITR** - Additional Insert Tablet Receptacle, Spring Loaded Grommet (Tablet not included), **add \$120 List..**

6303

Sofa



Max Height	32"	815 mm
Max Width	82.25"	2090 mm
Max Depth	31.5"	800 mm
Arm Height	26"	660 mm
Back Height	14"	355 mm
Seat Height	18"	460 mm
Seat Width	74.25"	1885 mm
Seat Depth	20"	510 mm
Wt/Chair	142 lbs.	64.5 kg
Volume	50 ft³	1.4 m³
COM Fabric	12 yd	11 m
Per Carton	1	

Base Price \$3195										
Fabric Grade	COM 1	2	COL 3	4	5	6	7	8	9	Leather
Price (\$)	3195	3500	3805	4110	4415	4720	5030	5335	5640	7125

6304

Armless Chair



Max Height	32"	815 mm
Max Width	25"	635 mm
Max Depth	31.5"	800 mm
Arm Height	N/A	N/A
Back Height	14"	355 mm
Seat Height	18"	460 mm
Seat Width	25"	635 mm
Seat Depth	20"	510 mm
Wt/Chair	46 lbs.	21 kg
Volume	15 ft³	0.4 m³
COM Fabric	4 yd	3.6 m
Per Carton	1	

Base Price \$1300										
Fabric Grade	COM 1	2	COL 3	4	5	6	7	8	9	Leather
Price (\$)	1300	1405	1505	1605	1710	1810	1910	2015	2115	2610

Townsend Elite

6311 – Lounge Chair

6312 – Loveseat

6313 – Sofa

Features

The Townsend Elite finds its success from our classic Townsend.

Seat, back and arms are fully upholstered and defined by a welt, with tufting on back cushion.

Seat cushions are loose, slip covered, and closed with zippers.

Padded with CFC free, high-density polyurethane foam.

A combination of hardwood, softwood, and engineered wood are kiln dried or air dried to ensure integrity of the frame.

Back and seat with nylon webbing.

All critical points are double dowelled, stapled, or screwed and glued for maximum strength.

“No Sag” sinuous steel spring construction ensures great comfort.

Bottom is finished with Black polyester dust cover.

Brush steel four leg metal base, elegantly outlines the base of the chair.

6311

Lounge Chair



Max Height	36"	915 mm
Max Width	32"	815 mm
Max Depth	37"	940 mm

Arm Height	25"	635 mm
Back Height	18"	460 mm

Seat Height	18"	460 mm
Seat Width	22"	560 mm
Seat Depth	23"	585 mm

Wt./Chair	60 lbs.	27.5 kg
Volume	23 ft ³	0.65 m ³
COM Fabric	8 yd	6 m
Per Carton	1	

Base Price | \$1900

Fabric Grade	COM 1	2	COL 3	4	5	6	7	8	9	Leather
Price (\$)	1900	2070	2245	2415	2585	2755	2925	3095	3265	

6312

Loveseat



Max Height	36"	915 mm
Max Width	62"	1575 mm
Max Depth	37"	940 mm

Arm Height	25"	635 mm
Back Height	18"	460 mm

Seat Height	18"	460 mm
Seat Width	52"	1320 mm
Seat Depth	23"	585 mm

Wt./Chair	98 lbs.	44.5 kg
Volume	35 ft ³	1 m ³
COM Fabric	13 yd	12 m
Per Carton	1	

Base Price | \$2675

Fabric Grade	COM 1	2	COL 3	4	5	6	7	8	9	Leather
Price (\$)	2675	2940	3200	3465	3725	3990	4250	4510	4775	6050

6313

Sofa



Max Height	36"	915 mm
Max Width	88"	2235 mm
Max Depth	37"	940 mm

Arm Height	25"	635 mm
Back Height	18"	460 mm

Seat Height	18"	460 mm
Seat Width	78"	1980 mm
Seat Depth	23"	585 mm

Wt./Chair	142 lbs.	64.5 kg
Volume	50 ft ³	1.4 m ³
COM Fabric	16 yd	14.7 m
Per Carton	1	

Base Price | \$3440

Fabric Grade	COM 1	2	COL 3	4	5	6	7	8	9	Leather
Price (\$)	3400	3755	4070	4385	4700	5015	5330	5645	5960	7485

Metropolitan

- 4500** – Standard
(Center-to-Center 21.25" (540 mm))
- 4510** – Comfort
(Center-to-Center 22" (560 mm))
- 4533** – Standard with Anti-Panic Writing Table
(Center-to-Center 21.25" (540 mm))
- 4534** – Comfort with Anti-Panic Writing Table
(Center-to-Center 22" (560 mm))

Features

Choice of two different seat widths – Standard 21.25" (540 mm) and Comfort 22" (560 mm).

The seat is made of tubular steel with elastic webbing, and the back is made of 0.4" (10.5 mm) bent plywood.

The seat and back are cold-formed self-extinguishing, CFC free polyurethane foam, with the average thickness of 3" (80 mm), with the density of the seat being 3.5 ft./lbs.³ (55 kg/m³) and the back being 2.5 ft./lbs.³ (40 kg/m³).

Lower back protector in gray powder coated metal.

Flip-Up seat movement engaged by gravity.

Armrest comes standard fully upholstered.

The Anti-Panic Table (fixed to the back) is made of post-formed scratch resistant bi-laminated wood composite with rounded front edge and the sides and back edges are 2 mm thick ABS. 11.75" (300 mm) and 1" (30 mm) thick.

Options

Fold-away Anti-Panic writing tablet in Black High Pressure Laminate (#HPL) that is 0.3" (8 mm) thick.

Anti-panic post-formed, scratch resistant table, 11.75" (300 mm) deep and 1" (30 mm) thick, with 2 mm ABS edge band on sides and back.

Wood arm cap in natural beech.

Textured Black polypropylene arm cap.

Two different full to the floor arm options.

Compact narrow arm with depth of 16.75" (425 mm).

Full wood back panel in Natural Beech.

Lower back wood back protector in Natural Beech.

Under seat in beech plywood natural color.

Micro spring seat for added comfort.

Place and row embroidered or hot glued numbering (not available on the wood under-seat and side panel).

Custom color for steel frame.

Custom wood stain.

Movable beam in one, two, and three configuration beams, available with suction cups, glides, or casters.

Cup holder.

Row terminal light.

Metropolitan
4500
Standard (Center-to-Center 21.25" (540 mm))

Fully upholstered arm, lower back protector in Black powder coated metal.

Product Pricing Available Upon Request

Metropolitan
4510
Comfort (Center-to-Center 22" (560 mm))

Fully upholstered arm, lower back protector in Black powder coated metal.

Product Pricing Available Upon Request

Metropolitan
4533
Standard (Center-to-Center 21.25" (540 mm))

Fully upholstered arm, lower back protector in Black powder coated metal.
Anti-panic table fixed onto the back in Black post-formed laminate.

Product Pricing Available Upon Request

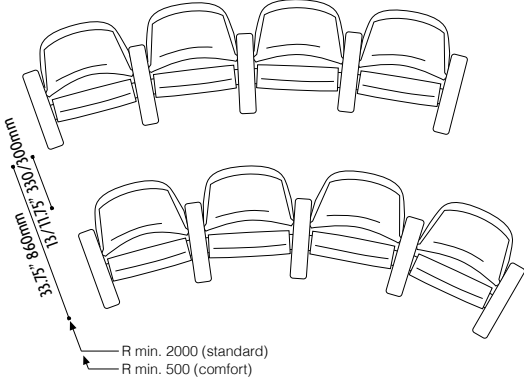
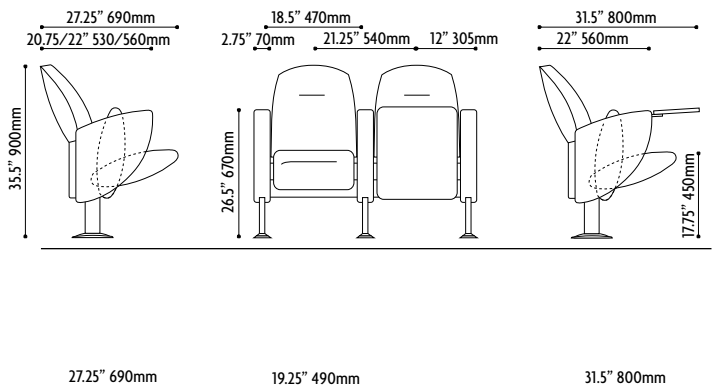
Metropolitan
4534
Comfort (Center-to-Center 22" (560 mm))

Fully upholstered arm, lower back protector in Black powder coated metal.
Anti-panic table fixed onto the back in Black post-formed bi-laminate.

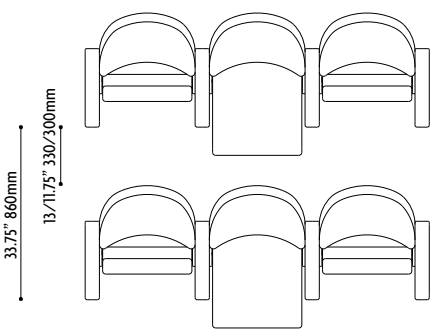
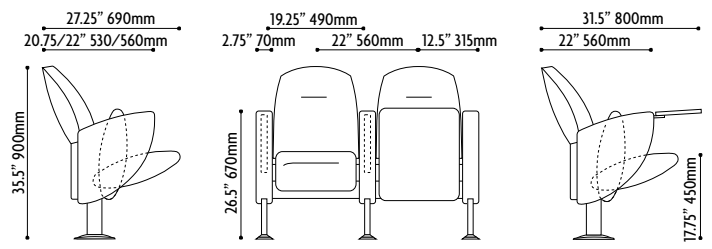
Product Pricing Available Upon Request

Metropolitan

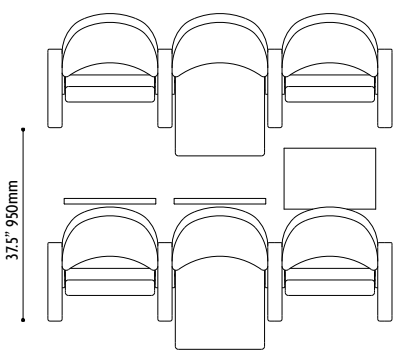
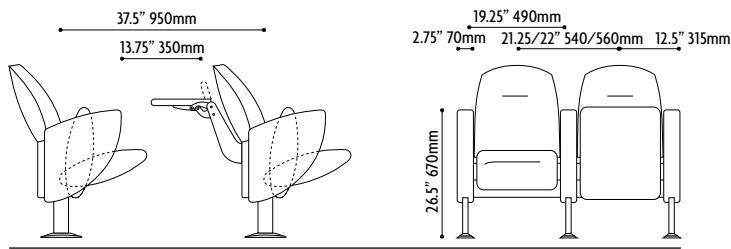
STANDARD



COMFORT



WITH TABLE FIXED ON THE BACK



Metropolitan Opera

- 4600** – Standard (Center-to-Center 21.25" (540 mm))
- 4610** – Comfort (Center-to-Center 22" (560 mm))
- 4633** – Standard (Center-to-Center 21.25" (540 mm))
- 4634** – Comfort (Center-to-Center 22" (560 mm))

Features

Choice of two different seat widths – Standard 21.25" (540 mm) and Comfort 22" (560 mm).

The seat is made of tubular steel with elastic webbing, and the back is made of 0.4" (10.5 mm) bent plywood.

The seat and back are cold-formed self-extinguishing, CFC free polyurethane foam, with the average thickness of 3" (80 mm), with the density of the seat being 3.5 ft./lbs.³ (55 kg/m³) and the back being 2.5 ft./lbs.³ (40 kg/m³).

Flip-Up seat movement engaged by gravity.

Armrest comes standard fully upholstered.

The Anti-Panic Table (fixed to the back) is made of post-formed scratch resistant bi-laminated wood composite with rounded front edge and the sides and back edges are 2 mm thick ABS. 11.75" (300 mm) and 1" (30 mm) thick.

Options

Fold-away Anti-Panic writing tablet in Black High Pressure Laminate (**#HPL**) that is 0.3" (8 mm) thick.

Anti-panic post-formed, scratch resistant table, 11.75" (300 mm) deep and 1" (30 mm) thick, with 2 mm ABS edge band on sides and back.

Wood arm cap in natural beech.

Textured Black polypropylene arm cap.

Two different full to the floor arm options.

Compact narrow arm with depth of 16.75" (425 mm).

Full wood back panel in Natural Beech.

Lower back wood back protector in Natural Beech.

Under seat in beech plywood natural color.

Micro spring seat for added comfort.

Place and row embroidered or hot glued numbering (not available on the wood under-seat and side panel).

Custom color for steel frame.

Custom wood stain.

Movable beam in one, two, and three configuration beams, available with suction cups, glides, or casters.

Cup holder.

Row terminal light.

Metropolitan Opera
4600
Standard (Center-to-Center 21.25" (540 mm))

Fully upholstered arm, lower back protector in Black powder coated metal.

Product Pricing Available Upon Request

Metropolitan Opera
4610
Comfort (Center-to-Center 22" (560 mm))

Fully upholstered arm, lower back protector in Black powder coated metal.

Product Pricing Available Upon Request

Metropolitan Opera
4633
Standard (Center-to-Center 21.25" (540 mm))

Fully upholstered arm, lower back protector in Black powder coated metal.
Anti-panic table fixed onto the back in Black post-formed laminate.

Product Pricing Available Upon Request


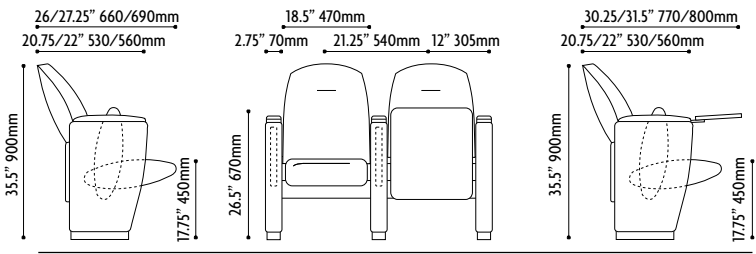
Metropolitan Opera
4634
Comfort (Center-to-Center 22" (560 mm))

Fully upholstered arm, lower back protector in Black powder coated metal.
Anti-panic table fixed onto the back in Black post-formed laminate.

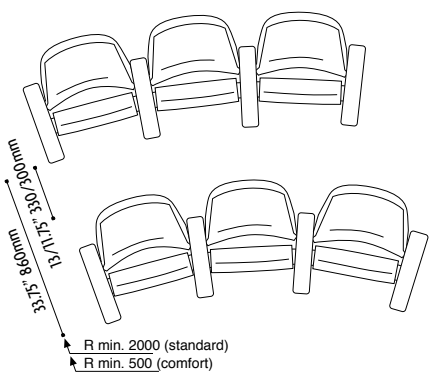
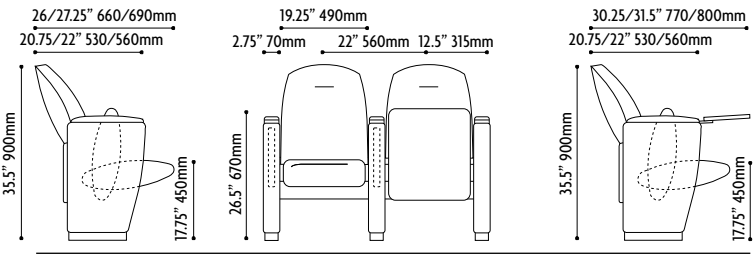
Product Pricing Available Upon Request

Metropolitan Opera


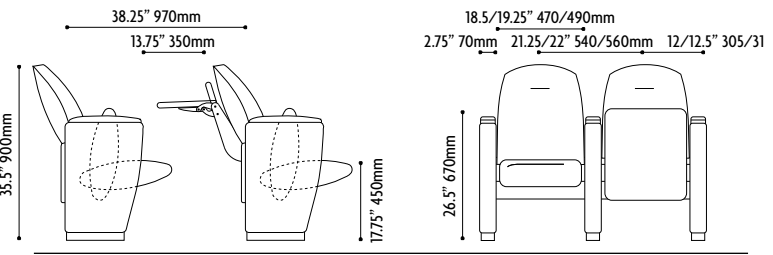
STANDARD



COMFORT



WITH TABLE FIXED ON THE BACK



Moncton

- 10601** – Standard
(Center-to-Center 21” (530 mm))
- 10601-T** – Standard with Writing Tablet
(Center-to-Center 21.75” (550 mm))
- 10601-P** – Standard
(Center-to-Center 21” (530 mm))
- 10601-PT** – Standard with Writing Tablet
(Center-to-Center 21.75” (550 mm))
- 10601-W** – Standard
(Center-to-Center 21” (530 mm))
- 10601-WT** – Standard with Writing Tablet
(Center-to-Center 21.75” (550 mm))

Features

Choice of two different seat widths – Standard 21” (530 mm) and Comfort 24” (610 mm).

Injection-molded, high-impact polypropylene outer back and under seat, with textured surface for easy cleaning and maintenance.

Ergonomic back cushion shaped with lumbar support maintains excellence in both comfort and support.

Waterfall seat edge encourages good posture and support.

The seat and back are cold-formed polyurethane foam with an average density of 3.7 lbs./ft.³ (60 kg/m³).

Armrests come standard in textured Black polypropylene.

Options

- Writing tablet in Black, side fold away.
- Fully upholstered under seat and outer back.
- Row terminal light.
- Wire management channel.
- Wood arm cap.
- Lower part of the back in plywood.
- Full wood back.
- Under seat in beech plywood natural color.
- Row and seat embroidered or hot glued numbering.
- Custom powder coated color steel frame.
- Custom wood stain.
- Cup holders.
- Seat and row numbering.
- Special stain for armrests in wood.
- Row end light.
- Wire management channels for power, USB, and data.

Moncton
10601
Standard (Center-to-Center 21” (530 mm))

Black polypropylene arm cap, fully upholstered seat, back and arms.

Product Pricing Available Upon Request

Moncton
10601-T
Standard (Center-to-Center 21.75” (550 mm))

Black polypropylene arm cap, fully upholstered seat, back and arms, with foldaway writing tablet.

Product Pricing Available Upon Request

Moncton
10601-P
Standard (Center-to-Center 21” (530 mm))

Black polypropylene arm cap, outside back and under seat. Arms, inside back and seat are upholstered.

Product Pricing Available Upon Request

Moncton
10601-PT
Standard (Center-to-Center 21.75” (550 mm))

Black polypropylene arm cap, outside back and under seat. Arms, inside back and seat are upholstered, with foldaway writing tablet.

Product Pricing Available Upon Request

Moncton
10601-W
Standard (Center-to-Center 21” (530 mm))

Wood arm cap, outside back and under seat. Arms, inside back and seat are upholstered.

Product Pricing Available Upon Request

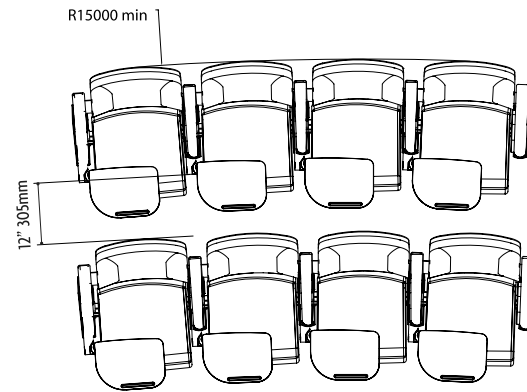
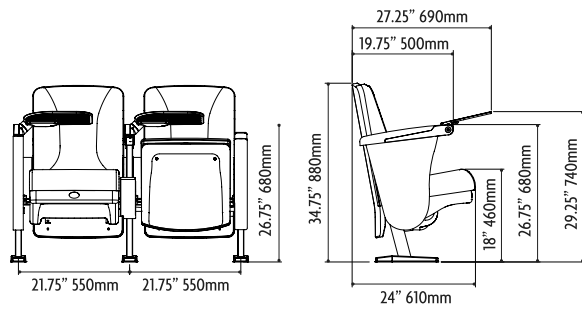
Moncton
10601-WT
Standard (center-to-center 21.75” (550 mm))

Wood arm cap, outside back and under seat. Arms, inside back and seat are upholstered, with foldaway writing tablet.

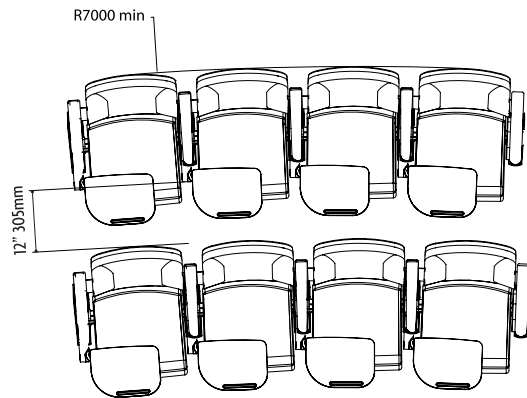
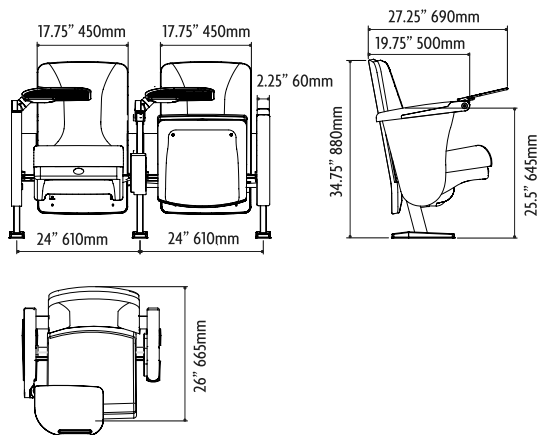
Product Pricing Available Upon Request

Moncton

STANDARD



COMFORT



MySpace

- 10690 – Standard
(Center-to-Center 20.5” (520 mm))
- 10691 – Plus
(Center-to-Center 22” (560 mm))
- 10693 – Standard with Writing Tablet
(Center-to-Center 20.5” (520 mm))
- 10694 – Plus with Writing Tablet
(Center-to-Center 22” (560 mm))

Features

The closing system of the armchair is silent and is carried out thanks to a system of counterweights and spring. The motion of the seat and armrests is synchronized.

Seat and backrest have internal support of beech plywood, padded with CFC free, high-density, high-resiliency polyurethane foam.

In the version entirely upholstered the covering is removable through a zipper allowing for easy maintenance. The rear of the backrest can be protected by half-height powder coated steel back.

The standard center-to-center width of the armchair is 20.5” (520 mm) with possibility to realize the increased widths on demand.

When folded the depth of the armchair ranges from 6.1” (155 mm) and 7.3” (185 mm) depending on the chosen model.

The side leg is made of die cast aluminum with epoxy powder coated finish.

All metal parts are epoxy powder coated in Black (or Gray metallic).

All moving parts are equipped with self-lubricating bearings, which are maintenance free.

Options

Seat and back are available in two versions - With an outer panel in beech plywood having a thickness of 0.4” (10 mm) or seat and back fully upholstered.

Upholstery options are endless with our range of standard textiles, as well as the opportunity for Customer’s Own Materials (#COM).

Is available on a beam. The steel beam is rectangular with a dimension of 3.15” x 1.60” x 0.08” (80 mm x 40 mm x 2 mm).

Foot for fixing to the floor is available in steel or nylon that is reinforced with fiberglass.

Seat and row numbering available in; embroidery, thermo glued labels, or other labels according to customer choice.

Tribunes close manually or motorized. Folding of chairs is available with gas assists.

The armrest caps are in Gray polypropylene with upgrade options in natural beech wood or upholstered.

Fold-away anti-panic writing tablet in Black High Pressure Laminate (#HPL) that is 0.3” (8 mm) thick, available in right or left hand.

Lower rear back protector in 0.04” (1 mm) thick sheet steel painted with epoxy powders.

Custom wood stain.

MySpace
10690
Standard (Center-to-Center 20.5” (520 mm))

Folding fixed seating with fully upholstered back and seat with Gray polypropylene arm cap.

Product Pricing Available Upon Request

MySpace
10691
Plus (Center-to-Center 22” (560 mm))

Folding fixed seating with fully upholstered back and seat with Gray polypropylene arm cap.

Product Pricing Available Upon Request

MySpace
10690W
Standard Wood (Center-to-Center 20.5” (520 mm))

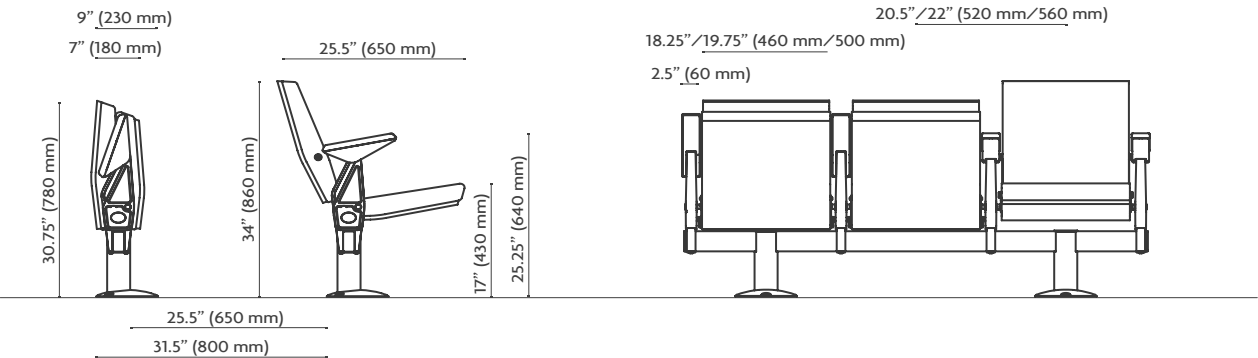
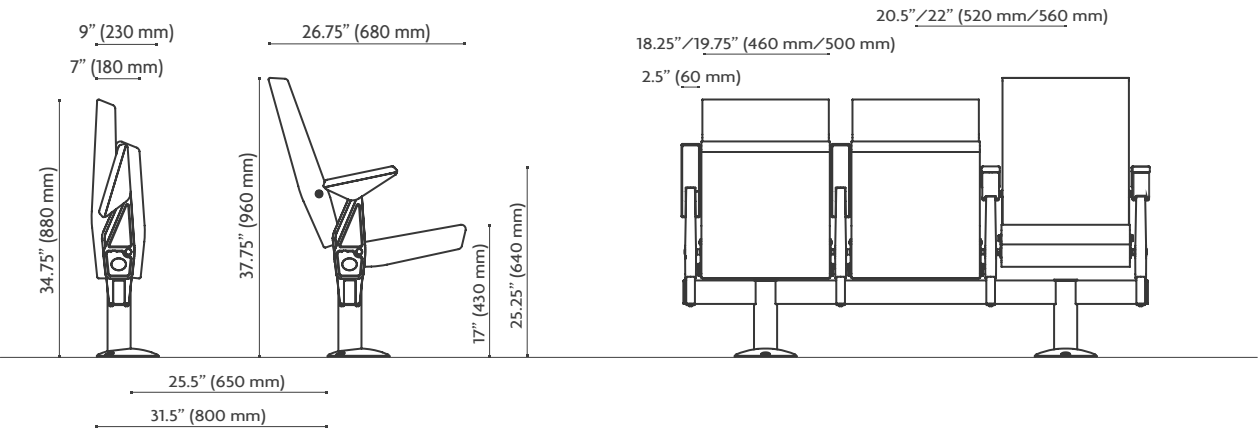
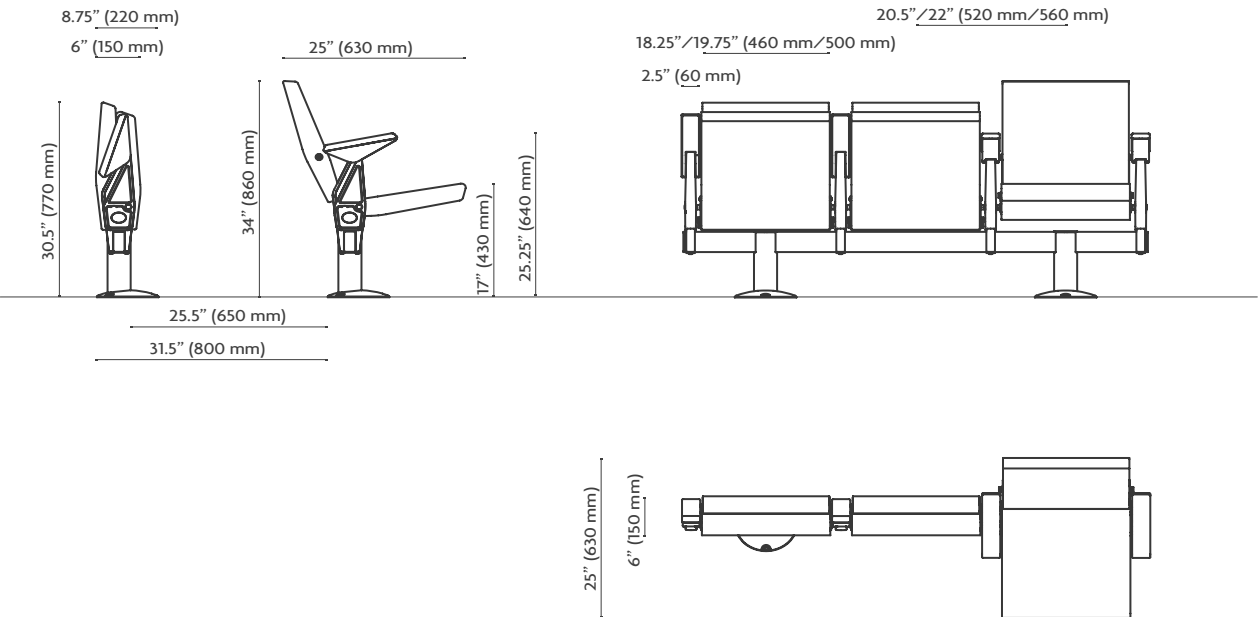
Folding fixed seating with Beech upholstered back and seat with Gray polypropylene arm cap.

Product Pricing Available Upon Request

MySpace
10691W
Comfort Wood (Center-to-Center 22” (560 mm))

Folding fixed seating with fully upholstered back and seat with Gray polypropylene arm cap.

Product Pricing Available Upon Request



MySpace

- 10690 – Standard
(Center-to-Center 20.5" (520 mm))
- 10691 – Plus
(Center-to-Center 22" (560 mm))
- 10693 – Standard with Writing Table
(Center-to-Center 20.5" (520 mm))
- 10694 – Plus with Writing Tablet
(Center-to-Center 22" (560 mm))

Features

The closing system of the armchair is silent and is carried out thanks to a system of counterweights and spring. The motion of the seat and armrests is synchronized.

Seat and backrest have internal support of beech plywood, padded with CFC free, high-density, high-resiliency polyurethane foam.

In the version entirely upholstered the covering is removable through a zipper allowing for easy maintenance. The rear of the backrest can be protected by half-height powder coated steel back.

The standard center-to-center width of the armchair is 20.5" (520 mm) with possibility to realize the increased widths on demand.

When folded the depth of the armchair ranges from 6.1" (155 mm) and 7.3" (185 mm) depending on the chosen model.

The side leg is made of die cast aluminum with epoxy powder coated finish.

All metal parts are epoxy powder coated in Black (or Gray metallic).

All moving parts are equipped with self-lubricating bearings, which are maintenance free.

Options

Seat and back are available in two versions - With an outer panel in beech plywood having a thickness of 0.4" (10 mm) or seat and back fully upholstered.

Upholstery options are endless with our range of standard textiles, as well as the opportunity for Customer's Own Materials (#COM).

Is available on a beam. The steel beam is rectangular with a dimension of 3.15" x 1.60" x 0.08" (80 mm x 40 mm x 2 mm).

Foot for fixing to the floor is available in steel or nylon that is reinforced with fiberglass.

Seat and row numbering available in; embroidery, thermo glued labels, or other labels according to customer choice.

Tribunes close manually or motorized. Folding of chairs is available with gas assists.

The armrest caps are in Gray polypropylene with upgrade options in natural beech wood or upholstered.

Fold-away anti-panic writing tablet in Black High Pressure Laminate (#HPL) that is 0.3" (8 mm) thick, available in right or left hand.

Lower rear back protector in 0.04" (1 mm) thick sheet steel painted with epoxy powders.

Custom wood stain.

MySpace
10693
Standard with Writing Tablet (Center-to-Center 20.5" (520 mm))

Folding fixed seating with fully upholstered back and seat with Gray polypropylene arm cap.

Product Pricing Available Upon Request

MySpace
10694
Plus with Writing Tablet (Center-to-Center 22" (560 mm))

Folding fixed seating with fully upholstered back and seat with Gray polypropylene arm cap.

Product Pricing Available Upon Request

MySpace
10693W
Standard Wood with Writing Tablet (Center-to-Center 20.5" (520 mm))

Folding fixed seating with Beech upholstered back and seat with Gray polypropylene arm cap.

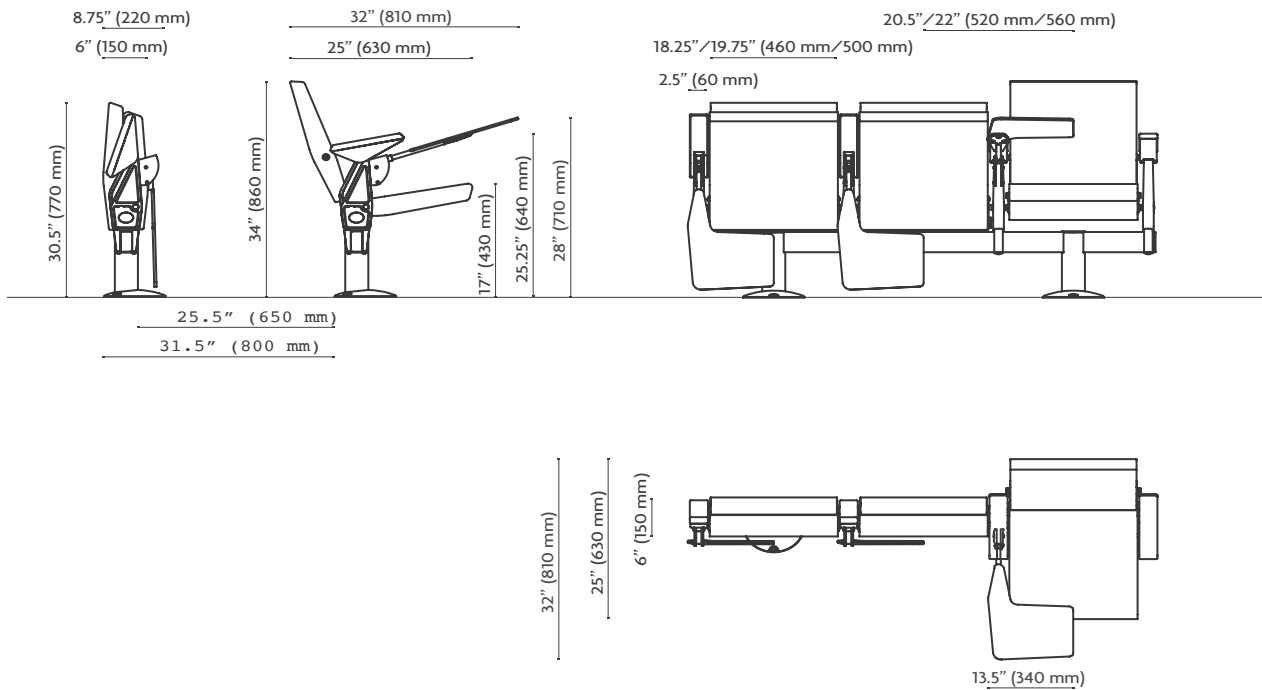
Product Pricing Available Upon Request

MySpace
10694W
Comfort Wood with Writing Tablet (Center-to-Center 22" (560 mm))

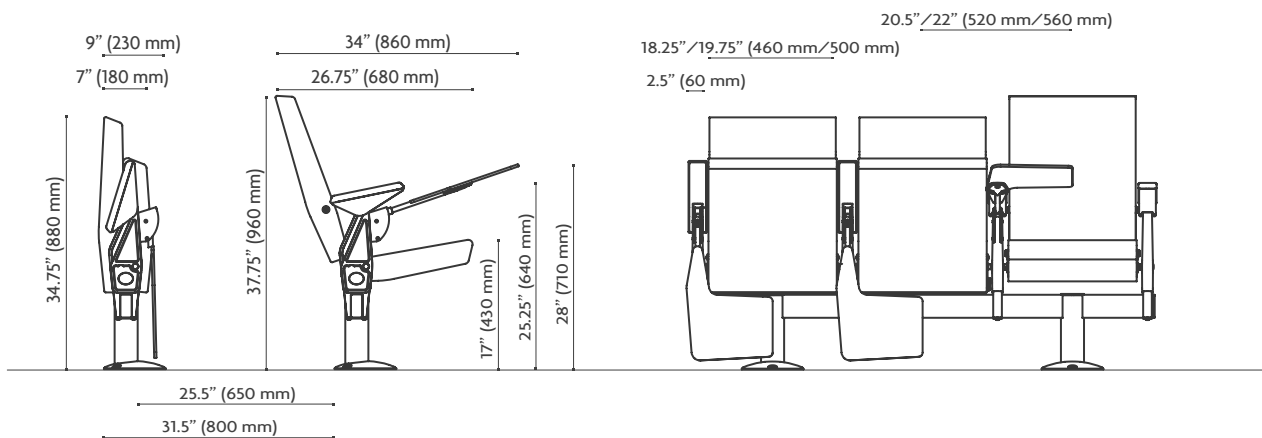
Folding fixed seating with fully upholstered back and seat with Gray polypropylene arm cap.

Product Pricing Available Upon Request

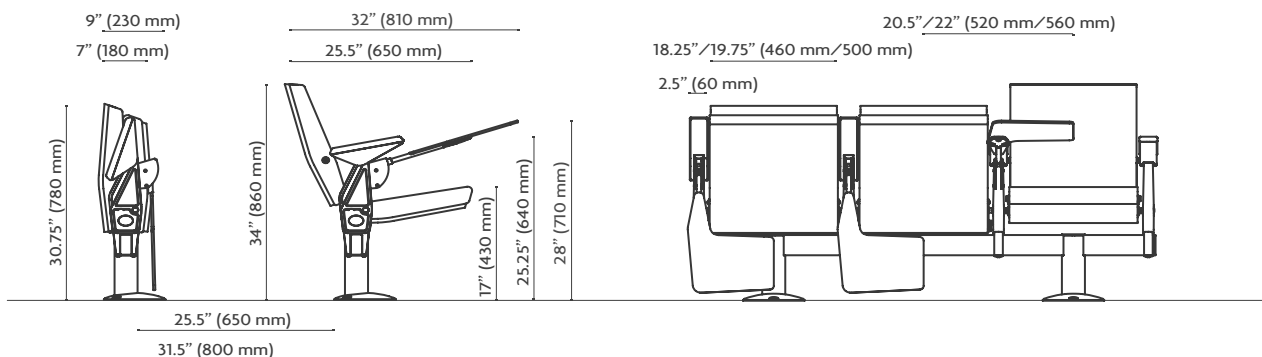
STANDARD WITH WRITING TABLET



PLUS WITH WRITING TABLET



WOOD WITH WRITING TABLET



Omnia Evolution

Designed by Giovanni Baccolini

- 010** – Anti-Panic Writing Surface
(Center-to-Center 21.65" (550 mm))
- 015** – Fixed Writing Surface
(Center-to-Center 21.65" (550 mm))
- 020** – Standard Chair
(Center-to-Center 21.65" (550 mm))
- 025** – Standard Chair
(Center-to-Center 21.65" (550 mm))
- 030** – Standard Chair
(Center-to-Center 21.65" (550 mm))

Features

Its versatile design allows for installation on a radius, risers or inclined floor, while still sharing a center leg and be available on a beam.

Seat and back are made of 0.4" (10 mm) contoured shaped beech-plywood in alpine beech, anthracite laminate or fully upholstered.

The legs are made of 2.5 mm thick elliptical tubular steel in a Gray powder coat finish.

The Flip-Up seat is mounted on brass bushings and automatically returns.

The upholstered version has 0.8" (20 mm) upholstered foam.

The seat supports are made of stamped 4 mm thick steel, and back supports are reinforced nylon.

Anti-Panic tables are in laminate with a scratch-resistant finish and ABS edges with a table surface of 0.79" (20 mm), a width of 18.75" (477 mm), and a depth of 15.75" (400 mm).

All metal parts are epoxy powder-coated Black.

Design modification for stepped floors.

Wire management channel.

Options

Seat and back in Class 1 fire-rated beech wood both mid back and high back.

Larger center-to-center width of 23.5" (600 mm).

Laminate tables, seat and back come standard in Gray laminate, White, Black, and Natural Beech are available.

Seat and back fully upholstered both mid back and high back.

Foam for slim upholstered version is 0.5" (13 mm).

Foam for comfort seat version is 2" (50 mm).

Modesty panel in Gray powder coated perforated steel plate.

Modesty panel for curve in Gray powder coated perforated steel plate.

Acoustical modesty panel in Gray.

Vertical wire book basket.

Larger Anti-Panic table depths of 13.75" (350 mm), and 15.75" (400 mm) (minimum order of one hundred).

Custom laminate color (minimum order of two hundred).

Custom wood stain (minimum order of two hundred).

Custom powder coated color steel frame (minimum order of two hundred).

Omnia Evolution
010
Anti-Panic Writing Surface (Center-to-Center 21.75" (550 mm))

Writing surface is in Gray colored post-formed laminate. Gray powder coated tubular steel legs.

Product Pricing Available Upon Request

Omnia Evolution
015
Fixed Writing Surface (Center-to-Center 21.75" (550 mm))

Writing surface is in Gray colored post-formed laminate. Gray powder coated tubular steel legs.

Product Pricing Available Upon Request

Omnia Evolution
020
Standard Chair (Center-to-Center 21.75" (550 mm))

Back and flip-up seat, upholstered or in anthracite laminate or beech plywood.
Anti-panic writing tables in Gray colored post-formed laminate. Gray powder coated tubular steel legs.

Product Pricing Available Upon Request

Omnia Evolution
025
Standard Chair (Center-to-Center 21.75" (550 mm))

Back and flip-up seat, upholstered or in anthracite laminate or beech plywood. Fixed writing table is in Gray colored post-formed laminate. Gray powder coated tubular steel legs.

Product Pricing Available Upon Request

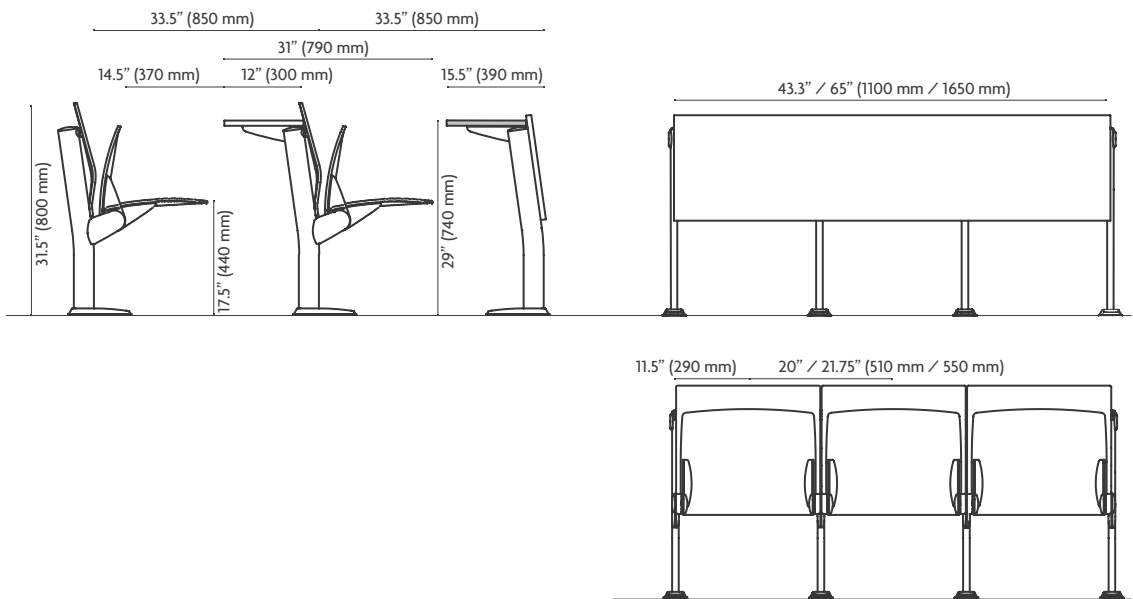
Omnia Evolution
030
Standard Chair (Center-to-Center 21.75" (550 mm))

Back and flip-up seat, upholstered, anthracite laminate or in beech plywood.

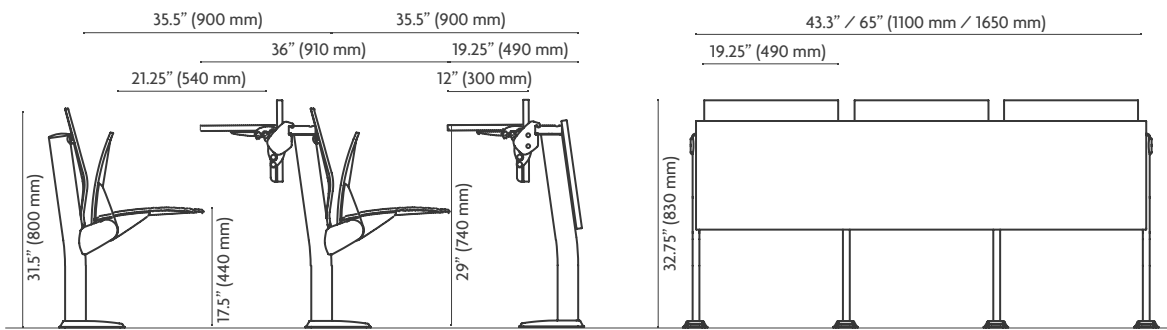
Product Pricing Available Upon Request

Omnia Evolution

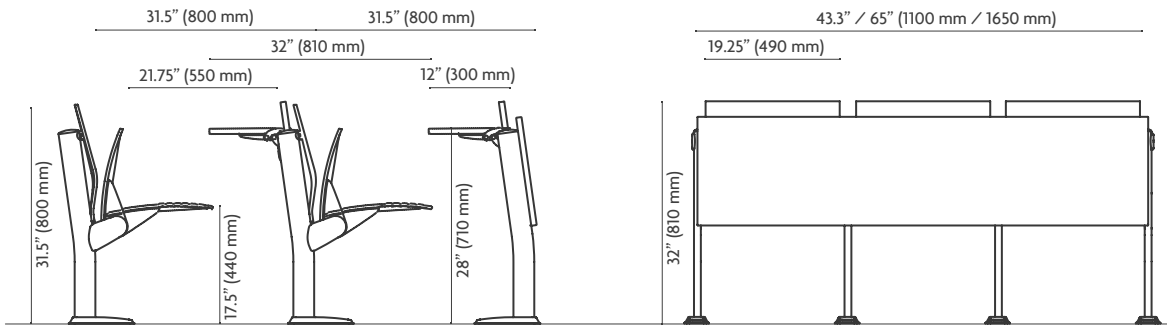
FIXED WRITING SURFACE



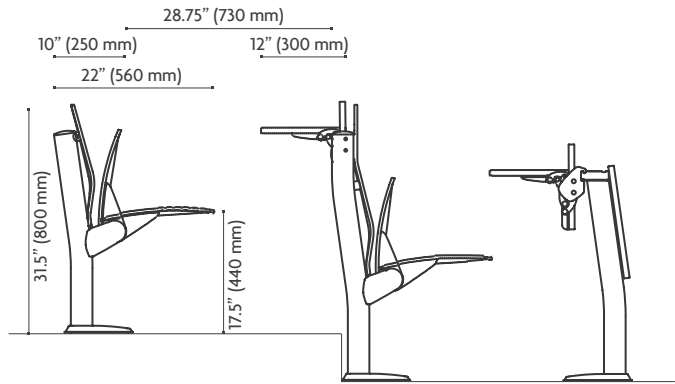
ANTI-PANIC WRITING SURFACE ON CURVE



ANTI-PANIC WRITING SURFACE



SOLUTIONS ON STEPPED FLOOR



Premiere

Designed by Pininfarina - Ares Line Collection

- 96000 - Standard Chair
(Center-to-Center 22.75" (580 mm))
- 96001 - Standard Chair
(Center-to-Center 22.75" (580 mm))

Features

Seat and back are cold-formed self-extinguishing, CFC free polyurethane foam, with the average density of 4 ft./lbs.³ (65 kg/m³) with elastic webbing in the seat.

Exterior of the seat and back are finished with curved beech plywood panels.

Chair closes automatically and silently with the aid of a mechanism that cushions the movement, allowing for the seat to gently close in perfect alignment with the back.

Writing tablet is made of High Pressure Laminate (#HPL) and features an innovative steel mechanism that allows for opening, sliding and rotating.

Chair legs and front handle are made of polished die-cast aluminum and have no visible screws.

Options

Lacquer or engineered wood veneer.

Premiere
96000
Standard Chair (Center-to-Center 22.75" (580 mm))

Patented "silent closing" upholstered seat and back, with wood back and seat panels.

Product Pricing Available Upon Request

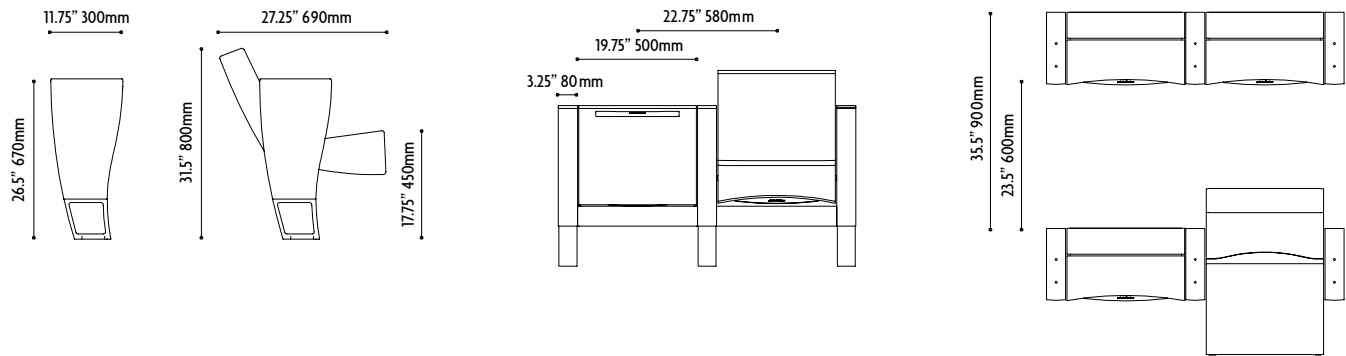
Premiere
96001
Standard Chair (Center-to-Center 22.75" (580 mm))

Patented "silent closing" upholstered seat and back, with wood back and seat panels.
Writing tablet in Black HPL with rounded edges and polished steel mechanism.

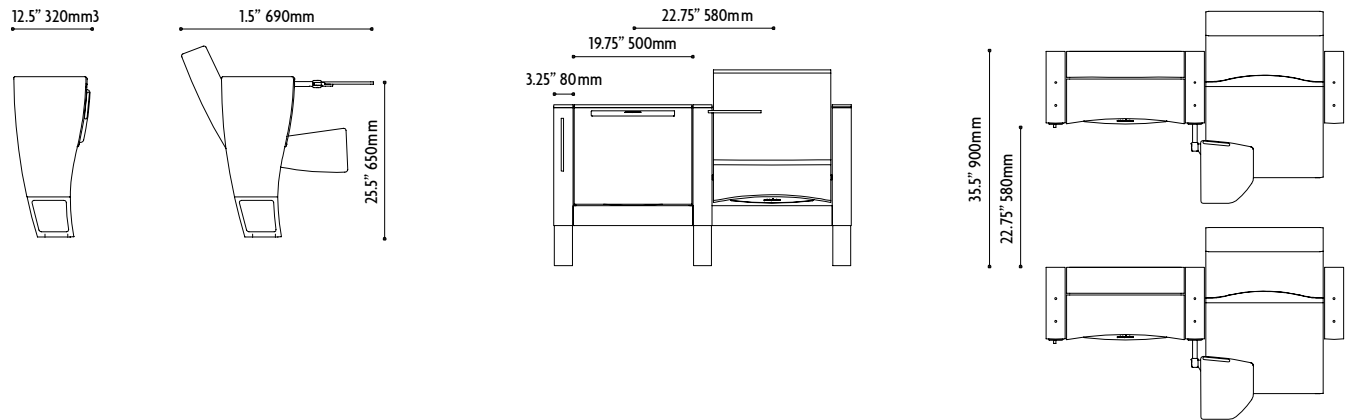
Product Pricing Available Upon Request

Premiere

MODEL 96000



MODEL 96001



Primo

- 11601 - Compact Chair
(Center-to-Center 20" (510 mm))
- 11611 - Standard Chair
(Center-to-Center 21" (535 mm))
- 11621 - Comfort Chair
(Center-to-Center 22" (560 mm))
- 11601W - Compact Chair
(Center-to-Center 20" (510 mm))
- 11611W - Standard Chair
(Center-to-Center 21" (535 mm))
- 11621W - Comfort Chair
(Center-to-Center 22" (560 mm))

Features

Molded polyurethane seat and back are ergonomically contoured for hours of support and comfort.

Rugged, scratch resistant polypropylene armrest, designed to withstand the most demanding environments.

Injection molded polymer full backs are designed to withstand rigorous abuse and are easy to clean.

Perfectly designed and engineered legs are cut to precision and welded internally for a clean finish.

Automatically returning, uses springs for a soft close.

Options

Upholstered arm caps and end panels bring natural beauty and elegance.

Upholstered or wood protective underseat cover panel.

Ergonomically designed row numbering, helps users easily find their seats.

Tough, large tablet with pen holder, made of polypropylene, is able to stand-up to any combination of challenges and still remain a solid piece.

Cup holders.

Seat and row numbering.

Special stain for armrests in wood.

Row end light.

Wire management channels for power, USB, and data.

Primo
11601
Compact Chair (Center-to-Center 20" (510 mm))

Black polypropylene arm cap, outside back, under seat and end arm panel. Inside back and seat are upholstered.

Product Pricing Available Upon Request

Primo
11611
Standard Chair (Center-to-Center 21" (535 mm))

Black polypropylene arm cap, outside back, under seat and end arm panel. Inside back and seat are upholstered.

Product Pricing Available Upon Request

Primo
11621
Comfort Chair (Center-to-Center 22" (560 mm))

Black polypropylene arm cap, outside back, under seat and end arm panel. Inside back and seat are upholstered.

Product Pricing Available Upon Request

Primo
11601W
Compact Chair (Center-to-Center 20" (510 mm))

Wood arm cap, outside back and under seat. Black laminate end arm panel. Inside back and seat are upholstered.

Product Pricing Available Upon Request

Primo
11611W
Standard Chair (Center-to-Center 21" (535 mm))

Wood arm cap, outside back and under seat. Black laminate end arm panel. Inside back and seat are upholstered.

Product Pricing Available Upon Request

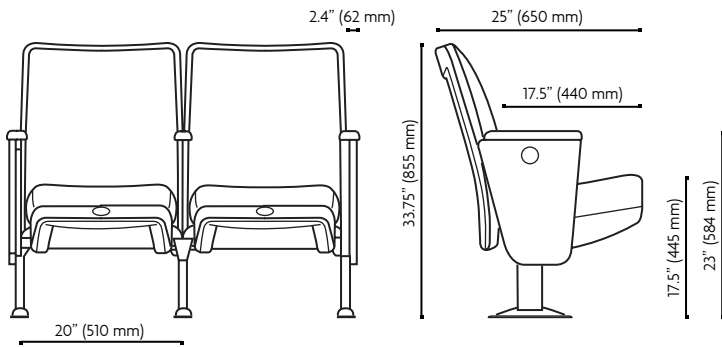
Primo
11621W
Comfort Chair (Center-to-Center 22" (560 mm))

Wood arm cap, outside back and under seat. Black laminate end arm panel. Inside back and seat are upholstered.

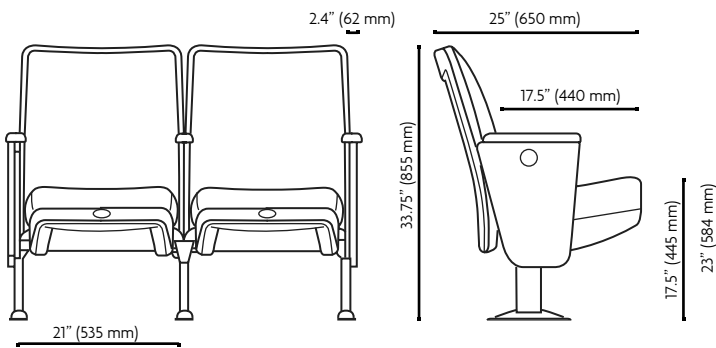
Product Pricing Available Upon Request

Primo

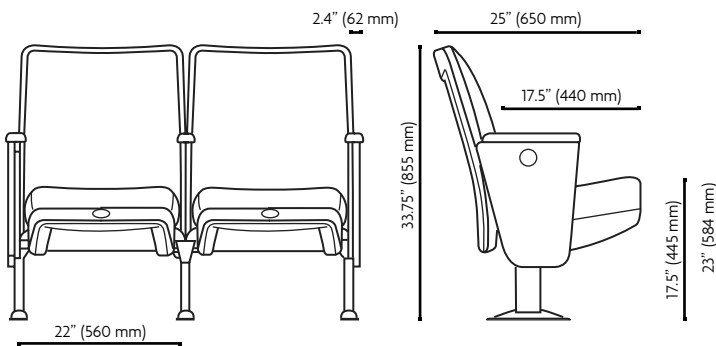
11601 - COMPACT



11611 - STANDARD



11621 - COMFORT



Stylos

- 17810** – Standard Chair
(Center-to-Center 20.5” (520 mm))
- 17811** – Standard Chair with Anti-Panic Table
(Center-to-Center 20.5” (520 mm))
- 17820** – Comfort High Back Chair
(Center-to-Center 21.75” (550 mm))
- 17821** – Comfort Chair with Anti-Panic Table
(Center-to-Center 21.75” (550 mm))
- 17830**– Bariatric Chair
(Center-to-Center 26.75” 680 mm))
- 17831** – Bariatric Chair with Anti-Panic Table
(Center-to-Center 26.75” (680 mm))

Features

Fixed seating chair with full end and middle arms.

Available joined, individual seats or as a beam.

The true “Anti-Panic” writing tablet – folds away effortlessly into the arm, affording for clear aisles, for easy access in case of emergencies. When not in use the tablet is concealed in the arm, for a clean aesthetic and out of harm’s way.

The true “Anti-Panic” writing tablet has rounded edges, and is 10.25” x 10.75” (260 mm x 275 mm).

Seat and backrest have internal support of beech plywood, padded with CFC free, high-density, high-resiliency polyurethane foam.

When unoccupied, seats tip up automatically through a gravity/counterweight system.

Armrest available with polypropylene, upholstered, or in beech wood.

Legs are made of tubular steel 3.5” x 1.18” (90 mm x 30 mm), with seat connection plate and rotation pins made from steel.

Feet are made of stamped sheet metal, anchored to the floor, with a thermoplastic guard concealing foot anchors.

Beam versions two to three seats, are support by a tubular steel beam 3.15” x 1.57” (80 mm x 40 mm).

Metal parts are all epoxy-polyester powder coated.

Upholstered side panel is made of thermoplastic.

Its versatile design allows for installation on a straight row, or on a curve, a flat, or sloped floor and on steps.

Options

- Cup holders.
- Seat and row numbering.
- Special stain for armrests in wood.
- Row end light.
- Wire management channels for power, USB, and data.

Stylos

17810

Standard Chair (Center-to-Center 20.5” (520 mm))

“Soft-Touch” poly arm rests, with polypropylene lower back protector. Fully upholstered back and seat and end arm panels. Inside arm panels in Gray polypropylene.

Product Pricing Available Upon Request

Stylos

17811

Standard Chair (Center-to-Center 20.5” (520 mm))

“Soft-Touch” poly arm rests, with polypropylene lower back protector. Fully upholstered back and seat and end arm panels. Inside arm panels in Gray polypropylene. Anti-Panic table fixed onto the back in Black post-formed laminate.

Product Pricing Available Upon Request

Stylos

17820

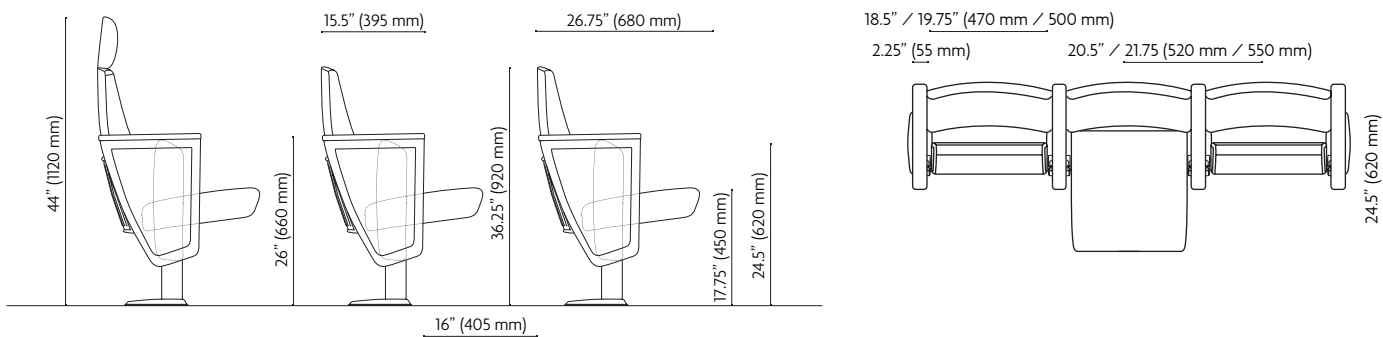
Comfort Chair (Center-to-Center 21.75” (550 mm))

“Soft-Touch” poly arm rests, with polypropylene lower back protector. Fully upholstered back and seat and end arm panels. Inside arm panels in Gray polypropylene.

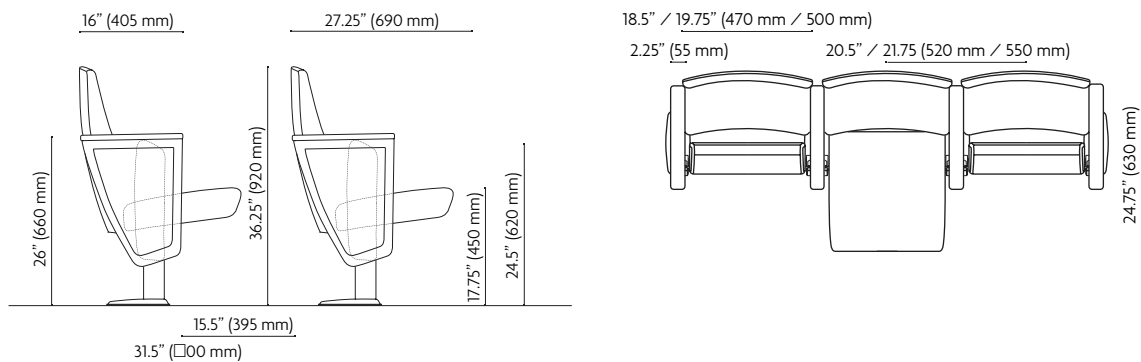
Product Pricing Available Upon Request

Stylos

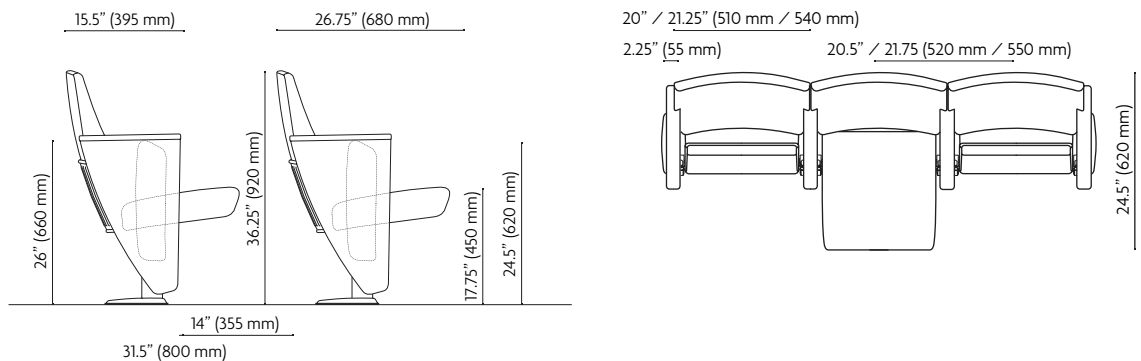
STYLOS



STYLOS WOOD



STYLOS PLUS



Stylos

- 17810** – Standard Chair
(Center-to-Center 20.5" (520 mm))
- 17811** – Standard Chair with Anti-Panic Table
(Center-to-Center 20.5" (520 mm))
- 17820** – Comfort High Back Chair
(Center-to-Center 21.75" (550 mm))
- 17821** – Comfort Chair with Anti-Panic Table
(Center-to-Center 21.75" (550 mm))
- 17830** – Bariatric Chair
(Center-to-Center 26.75" (680 mm))
- 17831** – Bariatric Chair with Anti-Panic Table
(Center-to-Center 26.75" (680 mm))

Features

Fixed seating chair with full end and middle arms.

Available joined, individual seats or as a beam.

The true "Anti-Panic" writing tablet – folds away effortlessly into the arm, affording for clear aisles, for easy access in case of emergencies. When not in use the tablet is concealed in the arm, for a clean aesthetic and out of harm's way.

The true "Anti-Panic" writing tablet has rounded edges, and is 10.25" x 10.75" (260 mm x 275 mm).

Seat and backrest have internal support of beech plywood, padded with CFC free, high-density, high-resiliency polyurethane foam.

When unoccupied, seats tip up automatically through a gravity/counterweight system.

Armrest available with polypropylene, upholstered, or in beech wood.

Legs are made of tubular steel 3.5" x 1.18" (90 mm x 30 mm), with seat connection plate and rotation pins made from steel.

Feet are made of stamped sheet metal, anchored to the floor, with a thermoplastic guard concealing foot anchors.

Beam versions two to three seats, are support by a tubular steel beam 3.15" x 1.57" (80 mm x 40 mm).

Metal parts are all epoxy-polyester powder coated.

Upholstered side panel is made of thermoplastic.

Its versatile design allows for installation on a straight row, or on a curve, a flat, or sloped floor and on steps.

Options

- Cup holders.
- Seat and row numbering.
- Special stain for armrests in wood.
- Row end light.
- Wire management channels for power, USB, and data.

Stylos 17821 Comfort Chair (Center-to-Center 21.75" (550 mm))

"Soft-Touch" poly arm rests, with polypropylene lower back protector. Fully upholstered back and seat and end arm panels. Inside arm panels in Gray polypropylene. Anti-Panic table fixed onto the back in Black post-formed laminate.

Product Pricing Available Upon Request

Stylos 17830 Bariatric Chair (Center-to-Center 26.75" (680 mm))

"Soft-Touch" poly arm rests, with polypropylene lower back protector. Fully upholstered back and seat and end arm panels. Inside arm panels in Gray polypropylene. Black polypropylene arm cap and lower back protector in Gray polypropylene.

Product Pricing Available Upon Request

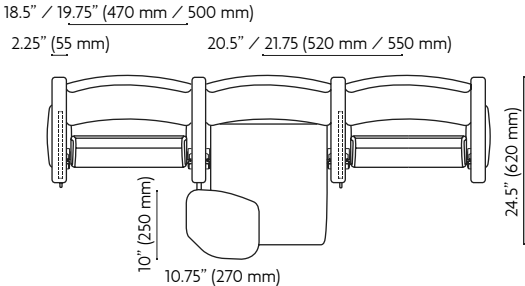
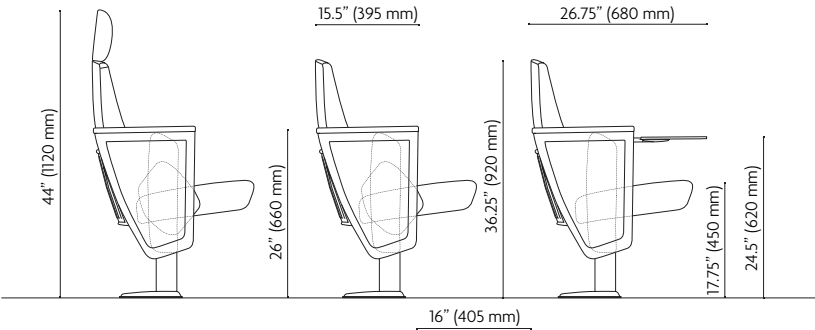
Stylos 17831 Bariatric Chair (Center-to-Center 26.75" (680 mm))

"Soft-Touch" poly arm rests, with polypropylene lower back protector. Fully upholstered back and seat and end arm panels. Inside arm panels in Gray polypropylene. Anti-Panic table fixed onto the back in Black post-formed laminate.

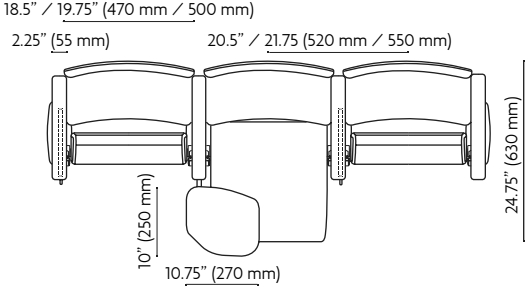
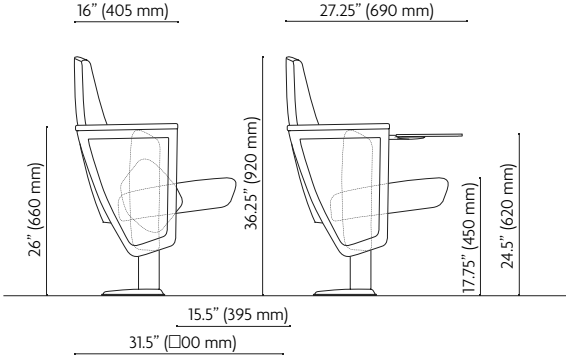
Product Pricing Available Upon Request

Stylos

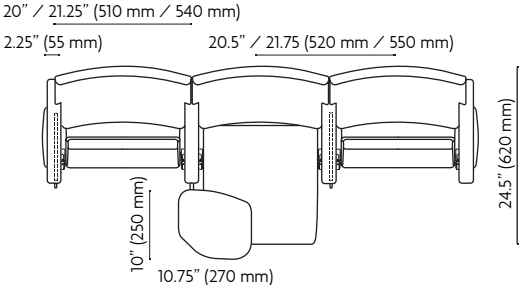
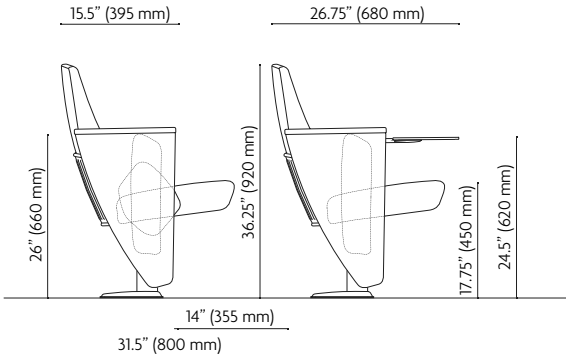
STYLOS WITH TABLET



STYLOS WOOD WITH TABLET



STYLOS PLUS WITH TABLET



Tempo

Designed by Giovanni Baccolini

9900 – Standard Chair Flared Arm
Center-to-Center 21.25" (540 mm)

9910 – Comfort Chair Flared Arm
Center-to-Center 22" (560 mm)

9933 – Standard Chair Flared Arm with Anti-Panic Table
Center-to-Center 21.25" (540 mm)

9934 – Comfort Chair Flared Arm with Anti-Panic Table
Center-to-Center 22" (560 mm)

9400 – Standard Chair Straight Arm
Center-to-Center 21.25" (540 mm)

9410 – Comfort Chair Straight Arm
Center-to-Center 22" (560 mm)

9433 – Standard Chair Straight Arm with Anti-Panic Table
Center-to-Center 21.25" (540 mm)

9434 – Comfort Chair Straight Arm with Anti-Panic Table
Center-to-Center 22" (560 mm)

Features

Choice of two different seat widths – Standard 21.25" (540 mm) and Comfort 22" (560 mm).

The seat and back are cold-formed self-extinguishing, CFC free polyurethane foam.

The interior seat is made of tubular steel with elasticized belts for the seat.

When unoccupied, seats tip up automatically through a gravity/counterweight system.

Arm caps can be upholstered or in a natural varnished beech wood.

Straight or flared upholstered arm with metal kick plate.

Lower back panel is Black powder coated steel.

The Anti-Panic Table (fixed to the back) is made of post-formed scratch resistant bi-laminated wood composite with rounded front edge and the sides and back edges are 2 mm thick ABS. 11.75" (300 mm) and 1" (30 mm) thick.

All visible Black metal parts are finished with a scratch resistant powder coated epoxy finish.

Wire management capabilities.

Options

Anti-panic writing tablet in Black High Pressure Laminate (#HPL), side fold way is available with either right or left hand.

Row terminal light (electrical connections are not included).

Wood arm cap.

Various shapes for outside arms.

Micro spring seat for added comfort.

Wood arm cap in Natural Beech.

Full wood back panel in Natural Beech.

Lower back wood back protector in Natural Beech.

Under seat in beech plywood natural color (standard only).

Row and seat embroidered or hot glued numbering.

Custom color for steel frame (minimum order of two hundred).

Custom wood stain (minimum order of two hundred).

Tempo
9900

Standard Chair Flared Arm (Center-to-Center 21.25" (540 mm))

Fully upholstered flared-arm, lower back protector and base in Black powder coated metal.

Product Pricing Available Upon Request

Tempo
9910

Comfort Chair Flared Arm (Center-to-Center 22" (560 mm))

Fully upholstered flared-arm, lower back protector and base in Black powder coated metal.

Product Pricing Available Upon Request

Tempo
9933

Standard Chair Flared Arm (Center-to-Center 21.25" (540 mm))

Fully upholstered flared-arm, lower back protector and base in Black powder coated metal. Anti-panic table fixed on to the back in Black post-formed laminate.

Product Pricing Available Upon Request

Tempo
9934

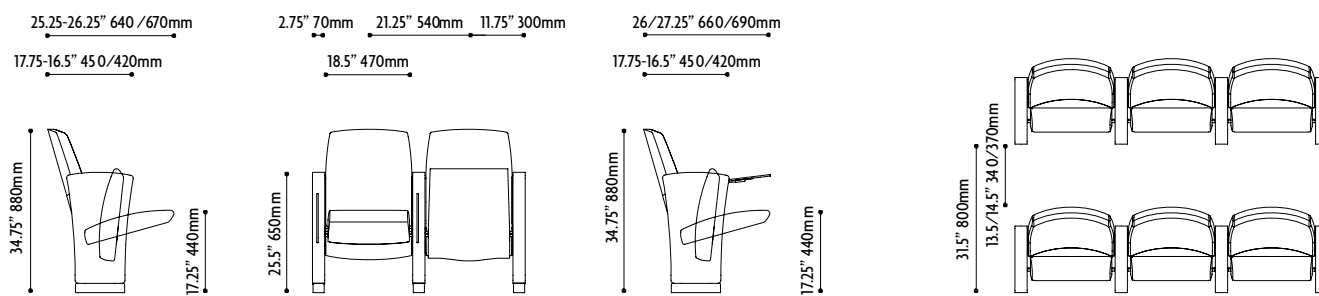
Comfort Chair Flared Arm (Center-to-Center 22" (560 mm))

Fully upholstered flared-arm, lower back protector and base in Black powder coated metal. Anti-panic table fixed on to the back in Black post-formed laminate.

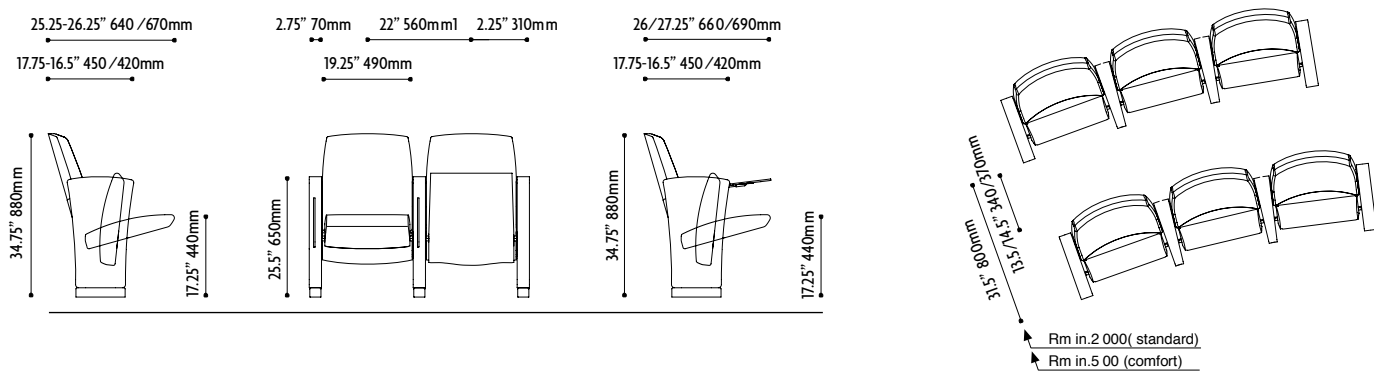
Product Pricing Available Upon Request

Tempo

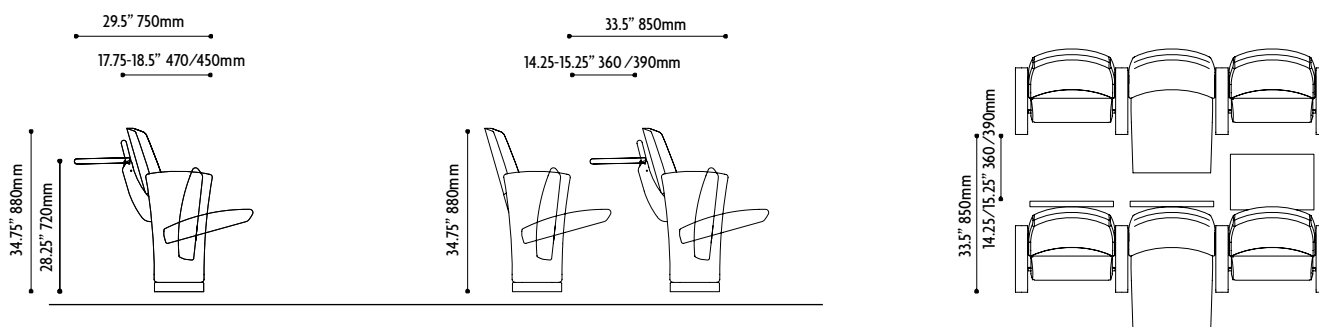
STANDARD



COMFORT



VERSION WITH WRITING TOP ON THE BACK



Tempo

Designed by Giovanni Baccolini

9900 – Standard Chair Flared Arm
Center-to-Center 21.25" (540 mm)

9910 – Comfort Chair Flared Arm
Center-to-Center 22" (560 mm)

9933 – Standard Chair Flared Arm with Anti-Panic Table
Center-to-Center 21.25" (540 mm)

9934 – Comfort Chair Flared Arm with Anti-Panic Table
Center-to-Center 22" (560 mm)

9400 – Standard Chair Straight Arm
Center-to-Center 21.25" (540 mm)

9410 – Comfort Chair Straight Arm
Center-to-Center 22" (560 mm)

9433 – Standard Chair Straight Arm with Anti-Panic Table
Center-to-Center 21.25" (540 mm)

9434 – Comfort Chair Straight Arm with Anti-Panic Table
Center-to-Center 22" (560 mm)

Features

Choice of two different seat widths – Standard 21.25" (540 mm) and Comfort 22" (560 mm).

The seat and back are cold-formed self-extinguishing, CFC free polyurethane foam.

The interior seat is made of tubular steel with elasticized belts for the seat.

When unoccupied, seats tip up automatically through a gravity/counterweight system.

Arm caps can be upholstered or in a natural varnished beech wood.

Straight or flared upholstered arm with metal kick plate.

Lower back panel is Black powder coated steel.

The Anti-Panic Table (fixed to the back) is made of post-formed scratch resistant bi-laminated wood composite with rounded front edge and the sides and back edges are 2 mm thick ABS. 11.75" (300 mm) and 1" (30 mm) thick.

All visible Black metal parts are finished with a scratch resistant powder coated epoxy finish.

Wire management capabilities.

Options

Anti-panic writing tablet in Black High Pressure Laminate (#HPL), side fold way is available with either right or left hand.

Row terminal light (electrical connections are not included).

Wood arm cap.

Various shapes for outside arms.

Micro spring seat for added comfort.

Wood arm cap in Natural Beech.

Full wood back panel in Natural Beech.

Lower back wood back protector in Natural Beech.

Under seat in beech plywood natural color (standard only).

Row and seat embroidered or hot glued numbering.

Custom color for steel frame (minimum order of two hundred).

Custom wood stain (minimum order of two hundred).

Tempo 9400

Standard Chair Straight Arm (Center-to-Center 21.25" (540 mm))

Fully upholstered straight-arm, lower back protector and base in Black powder coated metal.

Product Pricing Available Upon Request

Tempo 9410

Comfort Chair Straight Arm (Center-to-Center 22" (560 mm))

Fully upholstered straight-arm, lower back protector and base in Black powder coated metal.

Product Pricing Available Upon Request

Tempo 9433

Standard Chair Straight Arm (Center-to-Center 21.25" (540 mm))

Fully upholstered straight-arm, lower back protector and base in Black powder coated metal. Anti-panic table fixed on to the back in Black post-formed laminate.

Product Pricing Available Upon Request

Tempo 9434

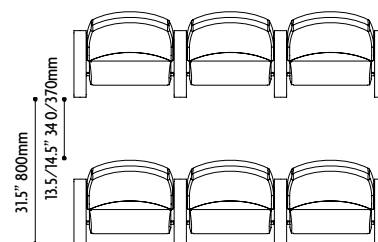
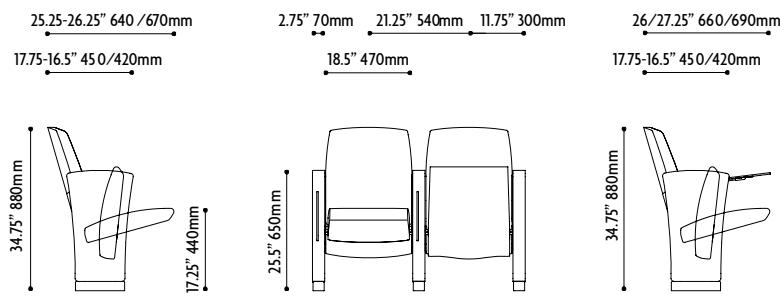
Comfort Chair Straight Arm (Center-to-Center 22" (560 mm))

Fully upholstered straight-arm, lower back protector and base in Black powder coated metal. Anti-panic table fixed on to the back in Black post-formed laminate.

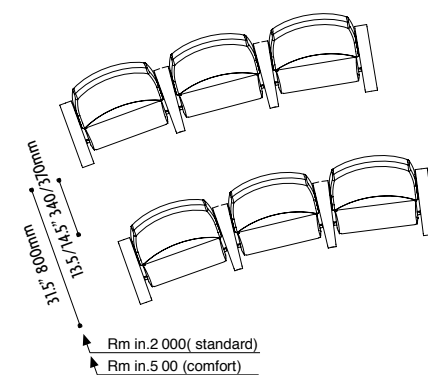
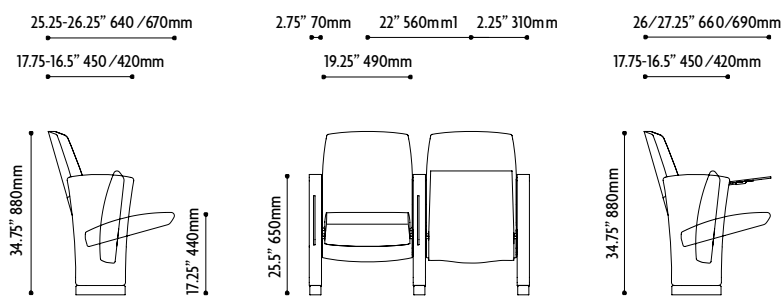
Product Pricing Available Upon Request

Tempo

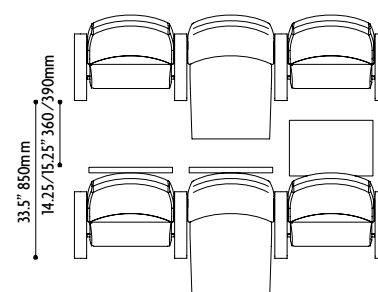
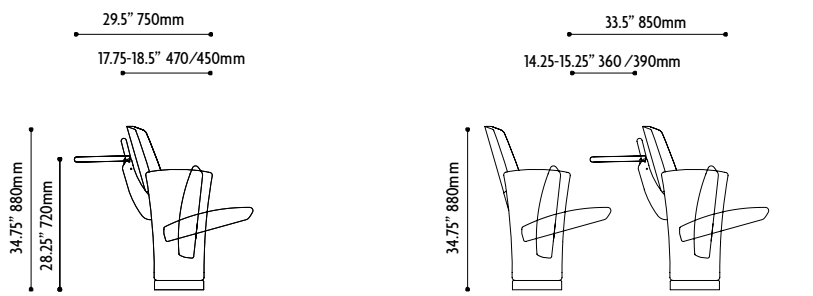
STANDARD



COMFORT



VERSION WITH WRITING TOP ON THE BACK



Thesi

Designed by Giovanni Baccolini

6602-2 – Two Seat Units with Beech Laminate Top, 20.75" (530 mm) Deep

6602-1L/6602-1R – One Seat Right or Left Hand in Beech Laminate Top, 20.75" (530 mm) Deep

6605-2 – Two Seat Units with Gray Melamine Top, 18" (460 mm) Deep

6605-1L/6605-1R – One Seat Right or Left Hand in Gray Melamine Top, 18" (460 mm) Deep

6601-2 – Two Seat Units with Beech Laminate Top, 20.75" (530 mm) Deep

6601-1L/6601-1R – One Seat Right or Left Hand in Beech Laminate Top, 20.75" (530 mm) Deep

Features

Seat shell is 12 mm shaped beech-plywood.

Tubular steel leg welded to a circular foot with three holes for secure floor mounting.

Swing-away beam with auto return is made of die-cast aluminum.

Bolts are non-unscrewable with self-locking nuts.

All metal parts are epoxy powder coated in Gray.

1" (30 mm) thick table top made of scratch resistant laminated wood with 2 mm thick ABS edge band.

Wire management ready.

Installation on curve and on risers.

Options

Upholstered seat and back panels.

Jolly armless molded-foam seat shell.

Polypropylene shells available in various colors.

Power and data units installed in the table top.

Beech wood seat varnished in custom color (minimum order of two hundred).

Table top with custom dimensions.

Custom color of steel frame (minimum order of two hundred).

Custom color of laminate top (minimum order of two hundred).

360 degrees seat swivel.

Zero7 seat.

Thesi

6602-2

Two Seat Units with Beech Laminate Top, 20.75" (530 mm) Deep

Modesty panel with under table wire management in Gray powder coated metal.

Product Pricing Available Upon Request

Thesi

6602-1L Left

6602-1R Right

One Seat Right or Left Hand in Beech Laminate Top, 20.75" (530 mm) Deep

Modesty panel with under table wire management in Gray powder coated metal.

Product Pricing Available Upon Request

Thesi

6605-2

Two Seat Units with Gray Melamine Top, 18" (460 mm) Deep

Modesty panel with under table wire management in Gray powder coated metal.

Product Pricing Available Upon Request

Thesi

6605-1L Left

6605-1R Right

One Seat Right or Left Hand in Gray Melamine Top, 18" (460 mm) Deep

Modesty panel with under table wire management in Gray powder coated metal.

Product Pricing Available Upon Request

Thesi

6601-2

Two Seat Units with Beech Laminate Top, 20.75" (530 mm) Deep

Wire management channel with extruded aluminum cover for easy access.

Product Pricing Available Upon Request

Thesi

6601-1L Left

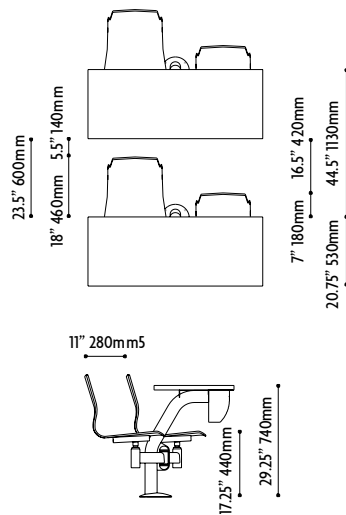
6601-1R Right

One Seat Right or Left Hand in Beech Laminate Top, 20.75" (530 mm) Deep

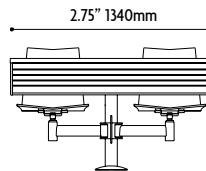
Wire management channel with extruded aluminum cover for easy access.

Product Pricing Available Upon Request

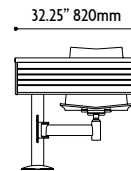




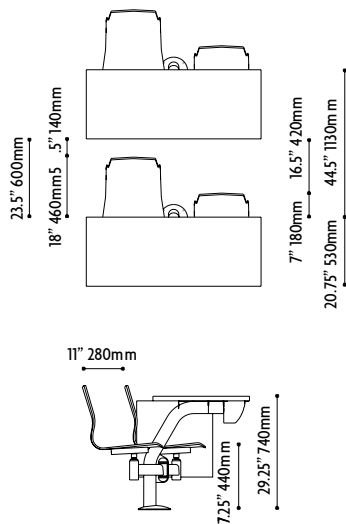
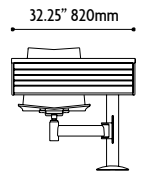
2-seat unit1



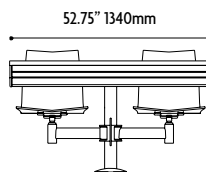
-seat right unit1



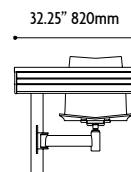
-seat left unit



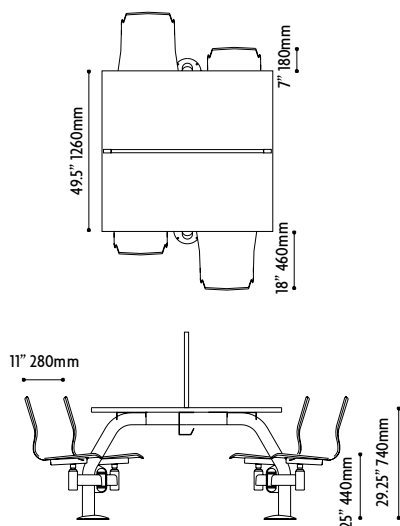
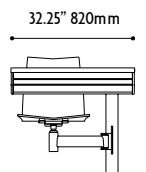
2-seat unit1



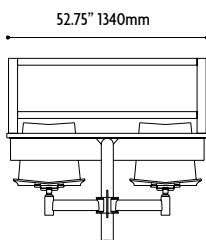
-seat right unit1



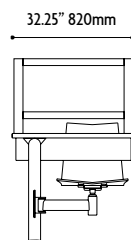
-seat left unit



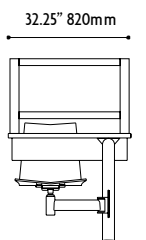
2+2 seat unit



1+1 right seat unit



1+1 left seat unit



Ari

1810 – Four Leg Base
1811 – Sled Base

Features

- Molded texture polymer shell made of polymer, with UV resistant colors.
- Seat is designed with a center hole to prevent liquid stagnation.
- Four Leg Base is made of chrome-plated 0.7" (18 mm), steel tube with Black self-leveling nylon glides (Model **#1810**).
- Sled Base is made of chrome-plated 0.5" (12 mm) wire frame with clear nylon glides (Model **#1811**).
- Stacking cap, to reduce risk of scratching.
- Stacks six chairs high on the floor and ten chairs high on a dolly.

Options

- Polymer shell is available in two standard colors: Black, Gray. Other color options are Red, White, Blue, Green, Brown, and Orange.
- Part **#1810D** - Dolly available for Four Leg and Sled Base models (Models **#1810** & **#1811**) **\$460 List**.
- Galvanized steel outdoor use option. Contact Customer Service for more information.

1810 Four Leg Base



Max Height	33.5"	855 mm
Max Width	20"	510 mm
Max Depth	21"	530 mm
Arm Height	N/A	N/A
Back Height	15"	380 mm
Seat Height	19.5"	495 mm
Seat Width	17"	430 mm
Seat Depth	17"	430 mm
Wt/Chair	8 lbs.	3.6 kg
Volume	16 ft ³	0.45 m ³
COM Fabric	N/A	N/A
Per Carton	4	

Base Price \$190										
Fabric Grade	COM 1	2	COL 3	4	5	6	7	8	9	Leather
Price (\$)	190	-	-	-	-	-	-	-	-	-

1811 Sled Base



Max Height	33.5"	855 mm
Max Width	19.75"	500 mm
Max Depth	22.25"	565 mm
Arm Height	N/A	N/A
Back Height	15"	380 mm
Seat Height	19.5"	495 mm
Seat Width	17"	430 mm
Seat Depth	17"	430 mm
Wt/Chair	11.5 lbs.	5.2 kg
Volume	16 ft ³	0.45 m ³
COM Fabric	N/A	N/A
Per Carton	4	

Base Price \$195										
Fabric Grade	COM 1	2	COL 3	4	5	6	7	8	9	Leather
Price (\$)	195	-	-	-	-	-	-	-	-	-

Cell

Designed by Andreas Ostwald

- 1780 – Natural Beech Legs
- 1781 – Lacquered Painted Wood Legs
- 1782 – Iroko Wood Legs

Features

The Cell shell is ergonomically designed, contouring to the sitter's body, offering back support and a waterfall front edge seat to alleviate pressure from the back of the thighs.

Seat and back shell are made of injection-molded polymer.

Shell is made of 50% ABS and 50% Polycarbonate.

Seat is designed with holes to prevent liquid stagnation.

The durable four leg frame is 1.18" (30 mm) in diameter and is made of natural beech wood with polished and die-cast aluminum stretchers 0.78" x 0.4" (20 mm x 11 mm).

The legs can either be stained natural, painted to match the polyamide shell, or in Iroko wood for exterior use.

The Iroko Wood Legs are only available stained in Black.

Options

Polymer shell is available in seven standard colors: White, Gray, Black, Red, Yellow, Olive Green, and Blue.

Lacquered Painted Wood Legs are available in matching polyamide colors: White, Gray, Black, Red, Yellow, Olive Green, and Blue

1780

Natural Beech Legs



Max Height	31.5"	805 mm
Max Width	18"	455 mm
Max Depth	17.5"	445 mm
Arm Height	N/A	N/A
Back Height	13"	330 mm
Seat Height	18.75"	475 mm
Seat Width	17"	430 mm
Seat Depth	17"	430 mm
Wt/Chair	12.5 lbs.	5.7 kg
Volume	7.4 ft ³	0.21 m ³
COM Fabric	N/A	N/A
Per Carton	1	

Base Price \$640										
Fabric Grade	COM 1	2	COL 3	4	5	6	7	8	9	Leather
Price (\$)	640	-	-	-	-	-	-	-	-	-

1781

Lacquered Painted Wood Legs



Max Height	31.5"	805 mm
Max Width	18"	455 mm
Max Depth	17.5"	445 mm
Arm Height	N/A	N/A
Back Height	13"	330 mm
Seat Height	18.75"	475 mm
Seat Width	17"	430 mm
Seat Depth	17"	430 mm
Wt/Chair	12.5 lbs.	5.7 kg
Volume	7.4 ft ³	0.21 m ³
COM Fabric	N/A	N/A
Per Carton	1	

Base Price \$705										
Fabric Grade	COM 1	2	COL 3	4	5	6	7	8	9	Leather
Price (\$)	705	-	-	-	-	-	-	-	-	-

1782

Iroko Wood Legs



Max Height	31.5"	805 mm
Max Width	18"	455 mm
Max Depth	17.5"	445 mm
Arm Height	N/A	N/A
Back Height	13"	330 mm
Seat Height	18.75"	475 mm
Seat Width	17"	430 mm
Seat Depth	17"	430 mm
Wt/Chair	12.5 lbs.	5.7 kg
Volume	7.4 ft ³	0.21 m ³
COM Fabric	N/A	N/A
Per Carton	1	

Base Price \$755										
Fabric Grade	COM 1	2	COL 3	4	5	6	7	8	9	Leather
Price (\$)	755	-	-	-	-	-	-	-	-	-

Era

- 200 – Armless Polypropylene Chair
- 210 – Armless Polypropylene/Upholstered Chair
- 220 – Arm Polypropylene Chair
- 230 – Arm Polypropylene/Upholstered Chair

Features

Polymer seat and back.

The self-leveling, self-adjusting frame always maintains a leveled position, even on the most uneven surfaces.

Fabric seat and back are mounted on the polymer surfaces.

Stack three chairs high on the floor and six chairs high on a dolly.

All plastic connecting brackets are in Black.

Black epoxy powder coated oval metal frame.

Options

Polymer seat and back are available in four standard colors: Green, Red, Navy, and Black.

Gray epoxy powder coated oval metal frame.

Part #200-CP - Custom Powder Coat (minimum order of fifty), add \$30 List each.

Part #E20 - Dolly available for Armless Chair and Arm Chair models (Models #200, #210, #220 & #230) \$275 List.

200

Armless Polypropylene Chair



Max Height	31.5"	800 mm
Max Width	24"	610 mm
Max Depth	22.25"	565 mm
Arm Height	N/A	N/A
Back Height	15"	380 mm
Seat Height	17.75"	450 mm
Seat Width	19"	485 mm
Seat Depth	17.25"	440 mm
Wt/Chair	16 lbs.	7.3 kg
Volume	19 ft³	0.54 m³
COM Fabric	N/A	N/A
Per Carton	3	

Base Price 350										
Fabric Grade	COM 1	2	COL 3	4	5	6	7	8	9	Leather
Price (\$)	35-	-	-	-	-	-	-	-	-	-

210

Armless Polypropylene/Upholstered Chair



Max Height	31.5"	800 mm
Max Width	24"	610 mm
Max Depth	22.25"	565 mm
Arm Height	N/A	N/A
Back Height	15"	380 mm
Seat Height	17.75"	450 mm
Seat Width	19"	485 mm
Seat Depth	17.25"	440 mm
Wt/Chair	20 lbs.	9 kg
Volume	19 ft³	0.54 m³
COM Fabric	0.75 yd	0.7 m
Per Carton	3	

Base Price \$510										
Fabric Grade	COM 1	2	COL 3	4	5	6	7	8	9	Leather
Price (\$)	510	530	550	575	590	610	630	650	670	765

Era

- 200 – Armless Polypropylene Chair
- 210 – Armless Polypropylene/Upholstered Chair
- 220 – Arm Polypropylene Chair
- 230 – Arm Polypropylene/Upholstered Chair

Features

Polymer seat and back.

The self-leveling, self-adjusting frame always maintains a leveled position, even on the most uneven surfaces.

Fabric seat and back are mounted on the polymer surfaces.

Stack three chairs high on the floor and six chairs high on a dolly.

All plastic connecting brackets are in Black.

Black epoxy powder coated oval metal frame.

Options

Polymer seat and back are available in four standard colors: Green, Red, Navy, and Black.

Gray epoxy powder coated oval metal frame.

Part #200-CP - Custom Powder Coat (minimum order of fifty), add \$30 List each.

Part #E20 - Dolly available for Armless Chair and Arm Chair models (Models #200, #210, #220 & #230) \$275 List.

220

Arm Polypropylene Chair



Max Height	31.5"	800 mm
Max Width	24"	610 mm
Max Depth	22.25"	565 mm
Arm Height	26"	660 mm
Back Height	15"	380 mm
Seat Height	17.75"	450 mm
Seat Width	19"	485 mm
Seat Depth	17.25"	440 mm
Wt/Chair	18 lbs.	8.2 kg
Volume	19 ft ³	0.54 m ³
COM Fabric	N/A	N/A
Per Carton	3	

Base Price | \$355

Fabric Grade	COM 1	2	COL 3	4	5	6	7	8	9	Leather
Price (\$)	355	-	-	-	-	-	-	-	-	-

230

Arm Polypropylene/Upholstered Chair



Max Height	31.5"	800 mm
Max Width	24"	610 mm
Max Depth	22.25"	565 mm
Arm Height	26"	660 mm
Back Height	15"	380 mm
Seat Height	17.75"	450 mm
Seat Width	19"	485 mm
Seat Depth	17.25"	440 mm
Wt/Chair	22 lbs.	10 kg
Volume	19 ft ³	0.54 m ³
COM Fabric	0.75 yd	0.7 m
Per Carton	3	

Base Price | \$500

Fabric Grade	COM 1	2	COL 3	4	5	6	7	8	9	Leather
Price (\$)	500	535	560	580	595	615	640	655	675	770

Eura

Designed by Giovanni Baccolini

1105 – Arm Chair
1205 – Arm Chair, with Tablet

- P** = with Polypropylene Back
- U** = with Upholstered Back
- W** = with Wood Back Panel
- M** = with Mesh Back

Features

The top of the arms is made of Black “soft-touch” elastomer.

The seat and upholstered back are constructed of a 0.4” (10 mm) beech plywood, padded with CFC free high-density polyurethane.

The seat is designed with a waterfall front edge seat to alleviate pressure from the back of the thighs. For superior comfort, the seat is padded with a 2” (55 mm) CFC free polyurethane foam.

Four Leg Based in Chrome-plated steel 1” (25 mm) tube.

Mesh Back (-**M**) is made of a painted steel rod, covered with a polyester mesh in black.

Plastic Back (-**P**) is made of injection-molded polymer, with slip-proof finish. Standard in Black.

Wood Back (-**W**) is made of 0.4” (10 mm) beech in a natural finish.

All sewn pieces are topped stitched for superior strength, quality and a more refined aesthetic.

Standard with Black nylon glides.

Anti-Panic writing tablet is made of Black polymer. The Anti-Panic movement is in polished die cast aluminum.

Stacks three chairs high on the floor.

Options

Mesh Back (-**M**) is available standard in Black. Other color options are Gray, White, Red, and Navy.

Polymer Back (-**P**) is available standard in Black. Other color options is Translucent

Wood Stain Finishes are available in six standard colors: Natural Maple, Cherry, English Oak, Mahogany, Espresso Black, and Ebony. Part

Part #**1105-CS** - Custom wood stains to match (minimum order of fifty), **add \$180 List.**

Part #**1105-HBC** - Self-Braking Casters for hard floors (set of four), **add \$30 List.**

Part #**1105-SBC** - Self-Braking Casters for carpet floors (set of four), **add \$30 List.**

Part #**1105-GC** - Front Nylon Glides and Rear Casters, **add \$20 List.**

1105

Arm Chair



Max Height 33” 840 mm
Max Width 22.5” 570 mm
Max Depth 23.25” 590 mm

Arm Height 26.25” 670 mm
Back Height 14” 355 mm

Seat Height 18.5” 470 mm
Seat Width 19.5” 495 mm
Seat Depth 17” 430 mm

Wt/Chair 22 lbs. 10 kg
Volume 14 ft³ 0.4 m³
COM Fabric 1.0 yd 1.0 m
Per Carton 2

Base Price \$495										
Fabric Grade	COM 1	2	COL 3	4	5	6	7	8	9	Leather
P Price (\$)	495	515	530	550	570	585	605	620	640	725
U Price (\$)	620	640	665	690	710	735	760	785	805	920
W Price (\$)	635	655	670	690	705	725	740	760	780	865
M Price (\$)	720	735	755	770	790	810	825	845	860	945

1205

Arm Chair, with Tablet



Max Height 33” 840 mm
Max Width 22.5” 570 mm
Max Depth 23.25” 590 mm

Arm Height 26.25” 670 mm
Back Height 14” 355 mm

Seat Height 18.5” 470 mm
Seat Width 19.5” 495 mm
Seat Depth 17” 430 mm

Wt/Chair 25 lbs. 11 kg
Volume 14 ft³ 0.43 m³
COM Fabric 1.0 yd 1.0 m
Per Carton 2

Base Price \$745										
Fabric Grade	COM 1	2	COL 3	4	5	6	7	8	9	Leather
P Price (\$)	745	760	780	795	815	835	850	870	885	970
U Price (\$)	865	890	915	935	960	985	1010	1030	1055	1170
W Price (\$)	885	905	920	940	960	975	995	1010	1030	1115
M Price (\$)	970	990	1010	1025	1045	1060	1080	1095	1115	1200

Flex

3531 – Four Leg Base, Armless

3532 – Four Leg Base, with Arms

3533 – Sled Base, Armless

3534 – Sled Base, with Arms

3537C – Swivel Four Leg Base, Armless, with Casters

3538C – Swivel Four Leg Base, with Arms and Casters

3537G – Swivel Four Leg Base, Armless, with Glides

3538G – Swivel Four Leg Base, with Arms and Glides

3535 – Four Leg Base Bar Stool, Armless

-P = all Polymer

-U = with Upholstered Seat Pad

-F = Fully Upholstered

Features

Engineered polymer makes the Flex flexible in an intelligent way as the chair follows flawlessly with the movements of the body.

Flex seat shell is available in three versions: high gloss polymer, upholstered seat panel, and fully upholstered with ribbed stitch detail.

In all upholstered versions, chairs are padded with CFC free high resiliency polyurethane foam.

Metal frames for all models are made of steel that is chrome-plated.

The arms are made of 18 gauge steel rod with polymer arm caps.

Four Leg Base and Sled Base models stack four chairs high on the floor and ten chairs high on a dolly (Models **#3531**, **#3532**, **#3533** & **#3534**).

Options

Engineered Polymer seat and back are available in nine standard high gloss colors: Black, White, Red, Green, Sand, Aqua, Terra, Gray, and Azure.

Frame is available in one standard color: Chrome. Other color options are White, Black, and Black Chrome (minimum order of twenty).

Part **#3531D** – Dolly available for Four Leg Base and Sled Base models (Models **#3531**, **#3532**, **#3533** & **#3534**) **\$700 List**.

Part **#3532-TABLT** - Right Hand Tablet, made of nylon, reinforced with fiberglass 8.85" x 11" (225 mm x 280 mm), (Models **#3532**, **#3534**, & **#3538**), **add \$325 List**.

3531

Four Leg Base, Armless



Max Height	32"	810 mm
Max Width	19.75"	500 mm
Max Depth	20.5"	520 mm

Back Height	13"	330 mm
-------------	-----	--------

Seat Height	19"	480 mm
Seat Width	20.5"	520 mm
Seat Depth	17.75"	450 mm

Wt/Chair	13 lbs.	6 kg
Volume	16 ft ³	0.45 m ³
COM Fabric	0.75 yd	0.7 m
Per Carton	3	

Base Price | \$435

Fabric Grade	COM 1	2	COL 3	4	5	6	7	8	9	Leather
P Price (\$)	435	-	-	-	-	-	-	-	-	-
U Price (\$)	520	545	560	580	595	610	630	645	670	750
F Price (\$)	625	645	675	700	720	745	765	795	815	930

3532

Four Leg Base, with Arms



Max Height	32"	810 mm
Max Width	19.75"	500 mm
Max Depth	20.5"	520 mm

Arm Height	27"	685 mm
Back Height	13"	330 mm

Seat Height	19"	480 mm
Seat Width	20.5"	520 mm
Seat Depth	17.75"	450 mm

Wt/Chair	13 lbs.	6 kg
Volume	16 ft ³	0.45 m ³
COM Fabric	0.75 yd	0.7 m
Per Carton	3	

Base Price | \$515

Fabric Grade	COM 1	2	COL 3	4	5	6	7	8	9	Leather
P Price (\$)	515	-	-	-	-	-	-	-	-	-
U Price (\$)	590	605	625	640	660	680	695	715	730	820
F Price (\$)	710	735	755	780	805	830	850	875	895	1015

3533

Sled Base, Armless



Max Height	30.75"	780 mm
Max Width	20.5"	520 mm
Max Depth	20"	500 mm

Back Height	13"	330 mm
-------------	-----	--------

Seat Height	18"	450 mm
Seat Width	20.5"	520 mm
Seat Depth	17.75"	450 mm

Wt/Chair	17 lbs.	8 kg
Volume	14 ft ³	0.4 m ³
COM Fabric	0.75 yd	0.7 m
Per Carton	3	

Base Price | \$480

Fabric Grade	COM 1	2	COL 3	4	5	6	7	8	9	Leather
P Price (\$)	480	-	-	-	-	-	-	-	-	-
U Price (\$)	570	585	600	620	635	660	675	690	710	795
F Price (\$)	670	695	715	740	760	790	815	835	860	975

Flex

- 3531** – Four Leg Base, Armless
- 3532** – Four Leg Base, with Arms
- 3533** – Sled Base, Armless
- 3534** – Sled Base, with Arms
- 3537C** – Swivel Four Leg Base, Armless, with Casters
- 3538C** – Swivel Four Leg Base, with Arms and Casters
- 3537G** – Swivel Four Leg Base, Armless, with Glides
- 3538G** – Swivel Four Leg Base, with Arms and Glides
- 3535** – Four Leg Base Bar Stool, Armless

- P = all Polymer
- U = with Upholstered Seat Pad
- F = Fully Upholstered

Features

Engineered polymer makes the Flex flexible in an intelligent way as the chair follows flawlessly with the movements of the body.

Flex seat shell is available in three versions: high gloss polymer, upholstered seat panel, and fully upholstered with ribbed stitch detail.

In all upholstered versions, chairs are padded with CFC free high resiliency polyurethane foam.

Metal frames for all models are made of steel that is chrome-plated.

The arms are made of 18 gauge steel rod with polymer arm caps.

Four Leg Base and Sled Base models stack four chairs high on the floor and ten chairs high on a dolly (Models **#3531**, **#3532**, **#3533** & **#3534**).

Options

Engineered Polymer seat and back are available in nine standard high gloss colors: Black, White, Red, Green, Sand, Aqua, Terra, Gray, and Azure.

Frame is available in in one standard color: Chrome. Other color options are White, Black, and Black Chrome (minimum order of twenty).

Part **#3531D** – Dolly available for Four Leg Base and Sled Base models (Models **#3531**, **#3532**, **#3533** & **#3534**) **\$700 List**.

Part **#3532-TABLT** - Right Hand Tablet, made of nylon, reinforced with fiberglass 8.85" x 11" (225 mm x 280 mm), (Models **#3532**, **#3534**, & **#3538**), **add \$325 List**.

3534

Sled Base, with Arms



Max Height	30.75"	780 mm
Max Width	20.5"	520 mm
Max Depth	20"	500 mm

Arm Height	27"	685 mm
Back Height	13"	330 mm

Seat Height	18"	450 mm
Seat Width	20.5"	520 mm
Seat Depth	17.75"	450 mm

Wt/Chair	17 lbs.	8 kg
Volume	14 ft ³	0.4 m ³
COM Fabric	0.75 yd	0.7 m
Per Carton	3	

Base Price | \$560

Fabric Grade	COM 1	2	COL 3	4	5	6	7	8	9	Leather
P Price (\$)	560	-	-	-	-	-	-	-	-	-
U Price (\$)	630	650	670	685	705	720	740	755	770	860
F Price (\$)	750	775	805	825	850	870	895	920	945	1060

3537C

Swivel Base, Armless, with Casters



Max Height	32"	810 mm
Max Width	21.25"	540 mm
Max Depth	21.25"	540 mm

Arm Height	N/A	N/A
Back Height	13"	330 mm

Seat Height	19"	480 mm
Seat Width	20"	500 mm
Seat Depth	17.75"	450 mm

Wt/Chair	10 lbs.	4.5 kg
Volume	16 ft ³	0.45 m ³
COM Fabric	0.75 yd	0.7 m
Per Carton	1	

Base Price | \$740

Fabric Grade	COM 1	2	COL 3	4	5	6	7	8	9	Leather
P Price (\$)	740	-	-	-	-	-	-	-	-	-
U Price (\$)	910	935	955	970	990	1005	1025	1040	1065	1145
F Price (\$)	965	985	1010	1035	1065	1085	1110	1135	1155	1275

3538C

Swivel Base, with Arms and Casters



Max Height	32"	810 mm
Max Width	21.25"	540 mm
Max Depth	21.25"	540 mm

Arm Height	22"	560 mm
Back Height	13"	330 mm

Seat Height	19"	480 mm
Seat Width	20"	500 mm
Seat Depth	17.75"	450 mm

Wt/Chair	10 lbs.	4.5 kg
Volume	16 ft ³	0.45 m ³
COM Fabric	0.75 yd	0.7 m
Per Carton	1	

Base Price | \$810

Fabric Grade	COM 1	2	COL 3	4	5	6	7	8	9	Leather
P Price (\$)	810	-	-	-	-	-	-	-	-	-
U Price (\$)	985	1000	1020	1035	1060	1075	1095	1110	1130	1220
F Price (\$)	1050	1075	1095	1120	1145	1165	1185	1200	1245	1365

Flex

3531 – Four Leg Base, Armless

3532 – Four Leg Base, with Arms

3533 – Sled Base, Armless

3534 – Sled Base, with Arms

3537C – Swivel Four Leg Base, Armless, with Casters

3538C – Swivel Four Leg Base, with Arms and Casters

3537G – Swivel Four Leg Base, Armless, with Glides

3538G – Swivel Four Leg Base, with Arms and Glides

3535 – Four Leg Base Bar Stool, Armless

-P = all Polymer

-U = with Upholstered Seat Pad

-F = Fully Upholstered

Features

Engineered polymer makes the Flex flexible in an intelligent way as the chair follows flawlessly with the movements of the body.

Flex seat shell is available in three versions: high gloss polymer, upholstered seat panel, and fully upholstered with ribbed stitch detail.

In all upholstered versions, chairs are padded with CFC free high resiliency polyurethane foam.

The arms are made of 18 gauge steel rod with polymer arm caps.

Metal frames for all models are made of steel that is chrome-plated.

Options

Engineered Polymer seat and back are available in nine standard high gloss colors: Black, White, Red, Green, Sand, Aqua, Terra, Gray, and Azure.

Frame is available in one standard color: Chrome. Other color options are White, Black, and Black Chrome (minimum order of twenty).

Part **#3531D** – Dolly available for Four Leg Base and Sled Base models (Models **#3531**, **#3532**, **#3533** & **#3534**) **\$700 List**.

Part **#3532-TABLT** – Right Hand Tablet, made of nylon, reinforced with fiberglass 8.85" x 11" (225 mm x 280 mm), (Models **#3532**, **#3534**, & **#3538**), **add \$325 List**.

3537G

Swivel Base, Armless, with Glides



Max Height	32"	810 mm
Max Width	21.25"	540 mm
Max Depth	21.25"	540 mm

Arm Height	N/A	N/A
Back Height	13"	330 mm

Seat Height	19"	480 mm
Seat Width	20"	500 mm
Seat Depth	17.75"	450 mm

Wt/Chair	10 lbs.	4.5 kg
Volume	16 ft ³	0.45 m ³
COM Fabric	0.75 yd	0.7 m
Per Carton	1	

Base Price | \$710

Fabric Grade	COM 1	2	COL 3	4	5	6	7	8	9	Leather
P Price (\$)	710	-	-	-	-	-	-	-	-	-
U Price (\$)	885	900	925	940	960	975	995	1010	1030	1120
F Price (\$)	950	975	995	1020	1050	1075	1095	1120	1145	1265

3538G

Swivel Base, with Arms and Glides



Max Height	32"	810 mm
Max Width	21.25"	540 mm
Max Depth	21.25"	540 mm

Arm Height	22"	560 mm
Back Height	13"	330 mm

Seat Height	19"	480 mm
Seat Width	20"	500 mm
Seat Depth	17.75"	450 mm

Wt/Chair	10 lbs.	4.5 kg
Volume	16 ft ³	0.45 m ³
COM Fabric	0.75 yd	0.7 m
Per Carton	1	

Base Price | \$775

Fabric Grade	COM 1	2	COL 3	4	5	6	7	8	9	Leather
P Price (\$)	775	-	-	-	-	-	-	-	-	-
U Price (\$)	955	970	990	1005	1025	1040	1065	1085	1100	1190
F Price (\$)	1015	1040	1065	1090	1115	1140	1160	1190	1215	1335

3535

Four Leg Base Bar Stool, Armless



Max Height	50"	1040 mm
Max Width	19"	480 mm
Max Depth	20.5"	520 mm

Arm Height	N/A	N/A
Back Height	13"	330 mm

Seat Height	28"	710 mm
Seat Width	17"	450 mm
Seat Depth	17.75"	450 mm

Wt/Chair	15 lbs.	7 kg
Volume	19.75 ft ³	0.6 m ³
COM Fabric	0.75 yd	0.7 m
Per Carton	4	

Base Price | \$595

Fabric Grade	COM 1	2	COL 3	4	5	6	7	8	9	Leather
P Price (\$)	595	-	-	-	-	-	-	-	-	-
U Price (\$)	690	710	725	745	760	780	800	805	825	885
F Price (\$)	790	815	840	865	885	910	940	965	985	1105

Ingrid

- 580 – Arm Chair
- 581 – Arm Chair with Upholstered Seat Pad
- 584 – Bar Stool
- 585 – Bar Stool with Upholstered Seat Pad
- 586 – Armless Chair
- 587 – Armless Chair with Upholstered Seat Pad

Features

Solid bent wood arms in natural finish (Models #580 & #581).

Chrome-plated metal frame with tapered legs and Black glides.

Design with seven ply contoured beech wood with perforated back for air circulation.

In all upholstered versions, chairs are padded with CFC free high-density polyurethane foam.

Arm Chair and Armless Chair models stack six chairs high on the floor (Models #580, #581, #586 and #587).

Options

Wood Stain Finishes are available in six standard colors: Natural, English Oak, Cherry, Mahogany, Espresso Black and Ebony.

Part #580-CS - Custom wood stains to match (minimum order of fifty), **add \$170 list**.

Self-adjusting glides.

Contact Customer Service for High Pressure Laminate (#HPL) (minimum order of fifty).

Contact Customer Service for Counter Height Stools

Contact Customer Service for unperforated back.

580

Arm Chair



Max Height	33.5"	850 mm
Max Width	22"	560 mm
Max Depth	22.5"	570 mm
Arm Height	26"	660 mm
Back Height	16"	410 mm
Seat Height	18"	460 mm
Seat Width	17"	430 mm
Seat Depth	16"	410 mm
Wt/Chair	19 lbs.	9 kg
Volume	13 ft³	0.39 m³
COM Fabric	N/A	N/A
Per Carton	3	

Base Price \$850										
Fabric Grade	COM 1	2	COL 3	4	5	6	7	8	9	Leather
Price (\$)	850	-	-	-	-	-	-	-	-	-

581

Arm Chair with Upholstered Seat Pad



Max Height	33.5"	850 mm
Max Width	22"	560 mm
Max Depth	22.5"	570 mm
Arm Height	26"	660 mm
Back Height	16"	410 mm
Seat Height	18"	460 mm
Seat Width	17"	430 mm
Seat Depth	16"	410 mm
Wt/Chair	19 lbs.	9 kg
Volume	13 ft³	0.39 m³
COM Fabric	0.75 yd	0.7 m
Per Carton	3	

Base Price \$980										
Fabric Grade	COM 1	2	COL 3	4	5	6	7	8	9	Leather
Price (\$)	980	995	1015	1035	1055	1075	1095	1115	1130	1225

584

Bar Stool



Max Height	42"	1070 mm
Max Width	15.5"	395 mm
Max Depth	18"	460 mm
Arm Height	N/A	N/A
Back Height	12"	305 mm
Seat Height	29.5"	750 mm
Seat Width	15"	380 mm
Seat Depth	15"	380 mm
Wt/Chair	17 lbs.	8 kg
Volume	14 ft³	0.39 m³
COM Fabric	N/A	N/A
Per Carton	1	

Base Price \$670										
Fabric Grade	COM 1	2	COL 3	4	5	6	7	8	9	Leather
Price (\$)	670	-	-	-	-	-	-	-	-	-

Ingrid

580 – Arm Chair

581 – Arm Chair with Upholstered Seat Pad

584 – Bar Stool

585 – Bar Stool with Upholstered Seat Pad

586 – Armless Chair

587 – Armless Chair with Upholstered Seat Pad

Features

Solid bent wood arms in natural finish (Models **#580** & **#581**).

Chrome-plated metal frame with tapered legs and Black glides.

Design with seven ply contoured beech wood with perforated back for air circulation.

In all upholstered versions, chairs are padded with CFC free high-density polyurethane foam.

Arm Chair and Armless Chair models stack six chairs high on the floor (Models **#580**, **#581**, **#586** and **#587**).

Options

Wood Stain Finishes are available in six standard colors: Natural, English Oak, Cherry, Mahogany, Espresso Black and Ebony.

Part **#580-CS** - Custom wood stains to match (minimum order of fifty), **add \$170 list**.

Self-adjusting glides.

Contact Customer Service for High Pressure Laminate (**#HPL**) (minimum order of fifty).

Contact Customer Service for Bar Stool models as Counter Height Stools (Models **#584** & **#585**).

Contact Customer Service for unperforated back.

585

Bar Stool with Upholstered Seat Pad



Max Height	42"	1070 mm
Max Width	15.5"	395 mm
Max Depth	18"	460 mm

Arm Height	N/A	N/A
Back Height	12"	305 mm

Seat Height	29.5"	750 mm
Seat Width	15"	380 mm
Seat Depth	15"	380 mm

Wt/Chair	17 lbs.	8 kg
Volume	14 ft ³	0.39 m ³
COM Fabric	0.5 yd	0.46 m
Per Carton	1	

Base Price | \$750

Fabric Grade	COM 1	2	COL 3	4	5	6	7	8	9	Leather
Price (\$)	750	770	790	810	830	845	865	885	900	995

586

Armless Chair



Max Height	33"	840 mm
Max Width	18"	460 mm
Max Depth	20"	510 mm

Arm Height	N/A	N/A
Back Height	16"	410 mm

Seat Height	18"	460 mm
Seat Width	16"	410 mm
Seat Depth	17"	430 mm

Wt/Chair	19 lbs.	9 kg
Volume	13 ft ³	0.37 m ³
COM Fabric	N/A	N/A
Per Carton	3	

Base Price | \$505

Fabric Grade	COM 1	2	COL 3	4	5	6	7	8	9	Leather
Price (\$)	505	-	-	-	-	-	-	-	-	-

587

Armless Chair with Upholstered Seat Pad



Max Height	33"	840 mm
Max Width	18"	460 mm
Max Depth	20"	510 mm

Arm Height	N/A	N/A
Back Height	16"	410 mm

Seat Height	18"	460 mm
Seat Width	16"	410 mm
Seat Depth	17"	430 mm

Wt/Chair	19 lbs.	9 kg
Volume	13 ft ³	0.37 m ³
COM Fabric	0.75 yd	0.7 m
Per Carton	3	

Base Price | \$645

Fabric Grade	COM 1	2	COL 3	4	5	6	7	8	9	Leather
Price (\$)	645	665	685	705	720	740	760	775	800	890

Kentra

- 1870** – Four Leg Base, Armless
- 1871** – Four Leg Base, with Arms
- 1871G** – Swivel Height Adjustable Base, with Arms

- P** = all Polymer
- U** = with Upholstered Seat Pad
- F** = with Upholstered Seat Pad and Back Panel

Features

- Polymer perforated back for airflow and polymer seat with a waterfall front edge seat to alleviate pressure from the back of the thighs.
- Black nylon loop arms.
- Polymer seat pan hides any visible fasteners.
- Black powder coated frame (Models **#1870** & **#1871**).
- Black nylon glides (Models **#1870** & **#1871**).
- Side spacers for stacking doubles as an easy to lift handle (Models **#1870** & **#1871**).
- Four Leg Base models stack ten chairs high on the floor (Models **#1870** & **#1871**).

Options

- Polymer back and seat are available in one standard color: Black. Other color options are Blue, Gray, Red, and White (minimum order of twenty).
- Part **#1870-CR** - Chrome Four Leg Frame, **add \$95 List**.
- Part **#1870-GC**- Under Seat Ganging Mechanism, **add \$50 List**.
- Part **#1870-TABLT** - Right or Left Handed Tablet, **add \$170 List**



1870
Armless Chair

Max Height	31"	790 mm
Max Width	21"	535 mm
Max Depth	22.5"	570 mm
Arm Height	N/A	N/A
Back Height	14"	355 mm
Seat Height	18.5"	470 mm
Seat Width	18.5"	470 mm
Seat Depth	16.5"	420 mm
Wt/Chair	12 lbs.	5.4 kg
Volume	16 ft ³	0.45 m ³
COM Fabric	0.75 yd	0.7 m
Per Carton	5	

Base Price \$185										
Fabric Grade	COM 1	2	COL 3	4	5	6	7	8	9	Leather
P Price (\$)	185	-	-	-	-	-	-	-	-	-
U Price (\$)	260	270	280	290	295	305	315	325	330	375
F Price (\$)	285	295	310	320	335	350	360	375	390	450



1871
Arm Chair

Max Height	31"	790 mm
Max Width	26.75"	680 mm
Max Depth	22.5"	570 mm
Arm Height	26.75"	680 mm
Back Height	14"	355 mm
Seat Height	18.5"	470 mm
Seat Width	18.5"	470 mm
Seat Depth	16.5"	420 mm
Wt/Chair	13 lbs.	5.9 kg
Volume	16 ft ³	0.45 m ³
COM Fabric	0.75 yd	0.7 m
Per Carton	5	

Base Price \$235										
Fabric Grade	COM 1	2	COL 3	4	5	6	7	8	9	Leather
P Price (\$)	235	-	-	-	-	-	-	-	-	-
U Price (\$)	330	340	350	360	365	375	385	395	400	445
F Price (\$)	345	360	370	385	400	410	425	440	450	515

Kentra

1870 – Four Leg Base, Armless

1871 – Four Leg Base, with Arms

1871G – Swivel Height Adjustable Base, with Arms

-P = all Polymer

-U = with Upholstered Seat Pad

-F = with Upholstered Seat Pad and Back Panel

Features

Polymer perforated back for airflow and polymer seat with a waterfall front edge seat to alleviate pressure from the back of the thighs.

Black nylon loop arms.

Polymer seat pan hides any visible fasteners.

The seat swivel and height adjustment is obtained by a 4.0" (100mm) pneumatic gas cylinder (Models **#1870G** & **#1871G**).

Black finish is standard on mechanism, base, and caster (Models **#1870G** & **#1871G**).

Carpet Twin-Wheel Casters (**#VTW**) (Models **#1870G** & **#1871G**).

Options

Polymer back and seat are available in one standard color: Black. Other color options are Blue, Gray, Red, and White (minimum order of twenty).

Part **#1870-TABLT** - Right or Left Handed Tablet, **add \$170 List**

For additional Caster options, see page 125.

For additional Pneumatic Gas Cylinder options, see page 126.

For additional Arm options, see page 127.

For Mechanism Features and Options, see page 129.

1870G

Swivel Height Adjustable Base, with Arms



Max Height	28.75-32.75"	730-835 mm
Max Width	25.25"	640 mm
Max Depth	25.25"	640 mm

Arm Height	N/A	N/A
Back Height	14"	355 mm

Seat Height	14.75-21.75"	375-555 mm
Seat Width	18.5"	470 mm
Seat Depth	16.5"	420 mm

Wt/Chair	12 lbs.	5.4 kg
Volume	16 ft ³	0.45 m ³
COM Fabric	0.75 yd	0.7 m
Per Carton	1	

Base Price | \$345

Fabric Grade	COM 1	2	COL 3	4	5	6	7	8	9	Leather
P Price (\$)	345	-	-	-	-	-	-	-	-	-
U Price (\$)	420	430	440	450	460	470	480	490	500	545
F Price (\$)	445	455	465	475	485	495	505	515	525	570

1871G

Swivel Height Adjustable Base, with Arms



Max Height	28.75-32.75"	730-835 mm
Max Width	25.25"	640 mm
Max Depth	25.25"	640 mm

Arm Height	26.75"	210 mm
Back Height	14"	355 mm

Seat Height	14.75-21.75"	375-555 mm
Seat Width	18.5"	470 mm
Seat Depth	16.5"	420 mm

Wt/Chair	12 lbs.	5.4 kg
Volume	16 ft ³	0.45 m ³
COM Fabric	0.75 yd	0.7 m
Per Carton	1	

Base Price | \$395

Fabric Grade	COM 1	2	COL 3	4	5	6	7	8	9	Leather
P Price (\$)	395	-	-	-	-	-	-	-	-	-
U Price (\$)	470	480	490	500	510	520	530	540	550	595
F Price (\$)	495	505	515	525	535	545	555	565	575	620

Mariquita

Designed by Ximo Roca Asensio

- 1651 – Four Leg Base, Armless
- 1652 – Four Leg Base, with Arms
- 1653 – Sled Base, Armless
- 1654 – Sled Base, with Arms
- 1656 – Bar Stool
- 1657 – Counter Stool

Features

Molded UV resistant polymer seat and back gently hugs the user's body.

Seat is designed with a center hole to prevent liquid stagnation.

Gray plastic circular cap detail.

All models, excluding the beam version, can stack (Models #1651, #1652, #1653, #1654, #1656 & #1657).

Stacks four chairs high on the floor and ten chairs high on a dolly.

Chrome-plated steel tube frame on Four Leg models (Models #1651 & #1652).

Chrome-plated wire frame on Sled Base models (Models #1653 & #1654).

Clear nylon glides on Sled Base models (Models #1653 & #1654) and Black nylon glides on Four Leg models (Models #1651 & #1652).

Wall saver design.

Options

Polymer shell is available in two standard colors: Black and Red. Other color options are White, Blue, Olive Green, Brown, Fuchsia, and Sky Blue (minimum order of ten).

Part #1651D - Dolly available for Four Leg Base and Sled Base models (Models #1651, #1652, #1653 & #1654) \$460 List.

Contact Customer Service for Galvanized steel for outdoor use.

1651

Four Leg Base, Armless



Max Height	29.5"	750 mm
Max Width	23"	585 mm
Max Depth	21"	535 mm
Arm Height	N/A	N/A
Back Height	14.5"	370 mm
Seat Height	17"	435 mm
Seat Width	19"	480 mm
Seat Depth	16"	410 mm
Wt/Chair	13 lbs.	5.9 kg
Volume	16 ft ³	0.45 m ³
COM Fabric	N/A	N/A
Per Carton	3	

Base Price \$265										
Fabric Grade	COM 1	2	COL 3	4	5	6	7	8	9	Leather
Price (\$)	265	-	-	-	-	-	-	-	-	-

1652

Four Leg Base, with Arms



Max Height	29.5"	750 mm
Max Width	26.75"	680 mm
Max Depth	21"	535 mm
Arm Height	25.25"	650 mm
Back Height	14.5"	370 mm
Seat Height	17"	435 mm
Seat Width	19"	480 mm
Seat Depth	16"	410 mm
Wt/Chair	15 lbs.	6.8 kg
Volume	16 ft ³	0.45 m ³
COM Fabric	N/A	N/A
Per Carton	3	

Base Price \$330										
Fabric Grade	COM 1	2	COL 3	4	5	6	7	8	9	Leather
Price (\$)	330	-	-	-	-	-	-	-	-	-

1653

Sled Base, Armless



Max Height	29.5"	750 mm
Max Width	23"	585 mm
Max Depth	21"	535 mm
Arm Height	N/A	N/A
Back Height	14.5"	370 mm
Seat Height	17.25"	440 mm
Seat Width	19"	480 mm
Seat Depth	16"	410 mm
Wt/Chair	11.5 lbs.	5.2 kg
Volume	16 ft ³	0.45 m ³
COM Fabric	N/A	N/A
Per Carton	3	

Base Price \$240										
Fabric Grade	COM 1	2	COL 3	4	5	6	7	8	9	Leather
Price (\$)	240	-	-	-	-	-	-	-	-	-

Mariquita

Designed by Ximo Roca Asensio

- 1651** – Four Leg Base, Armless
- 1652** – Four Leg Base, with Arms
- 1653** – Sled Base, Armless
- 1654** – Sled Base, with Arms
- 1656** – Bar Stool
- 1657** – Counter Stool

Features

Molded UV resistant polymer seat and back gently hugs the user's body.

Seat is designed with a center hole to prevent liquid stagnation.

Gray plastic circular cap detail.

All models, excluding the beam version, can stack (Models **#1651**, **#1652**, **#1653**, **#1654**, **#1656** & **#1657**).

Stacks four chairs high on the floor and ten chairs high on a dolly.

Chrome-plated wire frame on Sled Base models (Models **#1653** & **#1654**).

Clear nylon glides on Sled Base models (Models **#1653** & **#1654**) and Black nylon glides on Four Leg models (Models **#1651** & **#1652**).

Wall saver design.

Options

Polymer shell is available in two standard colors: Black and Red. Other color options are White, Blue, Olive Green, Brown, Fuchsia, and Sky Blue (minimum order of ten).

Part **#1651D** - Dolly available for Four Leg Base and Sled Base models (Models **#1651**, **#1652**, **#1653** & **#1654**) **\$460 List**.

Contact Customer Service for Galvanized steel for outdoor use.

1654

Sled Base, with Arms



Max Height	29.5"	750 mm
Max Width	26.75"	680 mm
Max Depth	21"	535 mm
Arm Height	25.5"	650 mm
Back Height	14.5"	370 mm
Seat Height	17.25"	440 mm
Seat Width	19"	480 mm
Seat Depth	16"	410 mm
Wt/Chair	13 lbs.	5.9 kg
Volume	16 ft ³	0.45 m ³
COM Fabric	N/A	N/A
Per Carton	3	

Base Price | \$285

Fabric Grade	COM 1	2	COL 3	4	5	6	7	8	9	Leather
Price (\$)	285	-	-	-	-	-	-	-	-	-

1656

Bar Stool



Max Height	34.75"	880 mm
Max Width	19"	485 mm
Max Depth	21.5"	550 mm
Arm Height	N/A	N/A
Back Height	6"	150 mm
Seat Height	28.75"	730 mm
Seat Width	19"	480 mm
Seat Depth	16"	410 mm
Wt/Chair	13 lbs.	5.9 kg
Volume	16 ft ³	0.54 m ³
COM Fabric	N/A	N/A
Per Carton	3	

Base Price | \$280

Fabric Grade	COM 1	2	COL 3	4	5	6	7	8	9	Leather
Price (\$)	280	-	-	-	-	-	-	-	-	-

1657

Counter Stool



Max Height	31"	785 mm
Max Width	19"	485 mm
Max Depth	20"	510 mm
Arm Height	N/A	N/A
Back Height	6"	370 mm
Seat Height	25"	635 mm
Seat Width	19"	480 mm
Seat Depth	16"	410 mm
Wt/Chair	11.5 lbs.	5.2 kg
Volume	12 ft ³	0.34 m ³
COM Fabric	N/A	N/A
Per Carton	3	

Base Price | \$275

Fabric Grade	COM 1	2	COL 3	4	5	6	7	8	9	Leather
Price (\$)	275	-	-	-	-	-	-	-	-	-

Mindy

Designed by Orlandini

- 6460 – Four Leg Base
- 6461 – Sled Base
- 6462 – Four Leg Spoke Base
- 6463 – Four Leg Pyramid Base
- 6464 – Swivel Base with Casters

- P = all Polymer
- U = with Upholstered Seat Pad

Features

Molded textured polymer shell made of polymer. Contoured seat and back, gently hugs the user's body.

Designer polymer button on back of chairs functions as a handle and hanger.

Four Leg Base is made of chrome-plated 8 gauge (16 mm), steel tube with Black self-leveling nylon glides (Model #6460).

Sled Base is made of chrome-plated 0.5" (12 mm) wire frame with Clear nylon glides (Model #6461).

Four Leg Base and Sled Base models feature an underseat cover made of polymer that provides both a clean look and ease for stacking (Models #6460 & #6461).

Four Leg Base and Sled Base models stack six chairs high on the floor and eight chairs high on a dolly (Models #6460 & #6461).

Four Leg Spoke Base is made of die cast aluminum with 360 degrees swivel on glides (Model #6462).

Options

Upholstered (-U) seat versions feature a padded seat with high-density, CFC free polyurethane foam.

Polymer shell is available in four standard colors: Snowball, Sandy, Road, and Horizon. Other color options are Milky, Sunsplash, Peppermint, and Violet.

Button color is standard in Road. Other color options are Cloud and Blue Burst.

Part #6460D - Dolly available for Four Leg Base and Sled Base models (Models #6460 & #6461) \$450 List.

Part #6462A - Auto Return for Four Leg Spoke Base (Model #6462), add \$125 List.

6460

Four Leg Base



Overall Height	31.5"	800 mm
Overall Width	21"	535 mm
Overall Depth	20.5"	520 mm
Arm Height	N/A	N/A
Back Height	14"	355 mm
Seat Height	17.75"	450 mm
Seat Width	17.75"	450 mm
Seat Depth	15"	380 mm
Wt/Chair	13 lbs.	5.9 kg
Volume	16 ft ³	0.45 m ³
COM Fabric	0.75 yd	0.7 m
Per Carton	3	

Base Price \$270										
Fabric Grade	COM 1	2	COL 3	4	5	6	7	8	9	Leather
P Price (\$)	270	-	-	-	-	-	-	-	-	-
U Price (\$)	335	350	370	385	400	420	435	450	465	545

6461

Sled Base



Overall Height	31.75"	805 mm
Overall Width	21.25"	540 mm
Overall Depth	20.5"	520 mm
Arm Height	N/A	N/A
Back Height	14"	355 mm
Seat Height	17.75"	450 mm
Seat Width	17.75"	450 mm
Seat Depth	15"	380 mm
Wt/Chair	15 lbs.	6.8 kg
Volume	16 ft ³	0.45 m ³
COM Fabric	0.75 yd	0.7 m
Per Carton	3	

Base Price \$290										
Fabric Grade	COM 1	2	COL 3	4	5	6	7	8	9	Leather
P Price (\$)	290	-	-	-	-	-	-	-	-	-
U Price (\$)	355	370	385	400	420	435	450	470	485	565

6462

Four Leg Spoke Base



Overall Height	30.5"	775 mm
Overall Width	18.25"	460 mm
Overall Depth	20.5"	520 mm
Arm Height	N/A	N/A
Back Height	14"	355 mm
Seat Height	18"	455 mm
Seat Width	17.75"	450 mm
Seat Depth	15"	380 mm
Wt/Chair	28 lbs.	12.7 kg
Volume	12 ft ³	0.34 m ³
COM Fabric	0.75 yd	0.7 m
Per Carton	1	

Base Price \$500										
Fabric Grade	COM 1	2	COL 3	4	5	6	7	8	9	Leather
P Price (\$)	500	-	-	-	-	-	-	-	-	-
U Price (\$)	565	580	600	615	635	650	670	685	700	785

Mindy

Designed by Orlandini

- 6460** – Four Leg Base
- 6461** – Sled Base
- 6462** – Four Leg Spoke Base
- 6463** – Four Leg Pyramid Base
- 6464** – Swivel Base with Casters

-P = all Polymer
-U = with Upholstered Seat Pad

Features

Molded textured polymer shell made of polymer. Contoured seat and back, gently hugs the user's body.

Designer polymer button on back of chairs functions as a handle and hanger.

Four Leg Pyramid Base made of die cast aluminum with 360 degrees swivel on glides (Model #6463).

Swivel Base with Casters is height adjustable with 360 degrees swivel. Dual wheel casters for soft floors are standard. Mechanism, gas cylinder and base are in polished finish (Model #6464).

Options

Upholstered (-U) seat versions feature a padded seat with high-density, CFC free polyurethane foam.

Polymer shell is available in four standard colors: Snowball, Sandy, Road, and Horizon. Other color options are Milky, Sunsplash, Peppermint, and Violet.

Button color is standard in Road. Other color options are Cloud and Blue Burst.

Part #6463F - Fixed/No Swivel for Four Leg Pyramid Base (Model #6463), add \$85 List.

Part #6463A - Auto Return for Four Leg Pyramid Base (Model #6463), add \$130 List.

Additional Cylinder, Swivel Base, and Caster options available. Contact Customer Service for more information.

6463

Four Leg Pyramid Base



Overall Height	29.75"	755 mm
Overall Width	20.25"	515 mm
Overall Depth	15"	380 mm

Arm Height	N/A	N/A
Back Height	14"	355 mm

Seat Height	17"	430 mm
Seat Width	17.75"	450 mm
Seat Depth	20.5"	520 mm

Wt./Chair	28 lbs.	12.7 kg
Volume	12 ft³	0.34 m³
COM Fabric	0.75 yd	0.7 m
Per Carton	1	

Base Price | \$505

Fabric Grade	COM 1	2	COL 3	4	5	6	7	8	9	Leather
P Price (\$)	505	-	-	-	-	-	-	-	-	-
U Price (\$)	560	575	595	610	625	640	660	675	690	770

6464

Swivel Base with Casters



Max Height	31-34.25"	790-870 mm
Max Width	25.25"	640 mm
Max Depth	15"	380 mm

Arm Height	N/A	N/A
Back Height	14"	355 mm

Seat Height	17.75-21"	450-530 mm
Seat Width	17.75"	450 mm
Seat Depth	20.5"	520 mm

Wt./Chair	28 lbs.	12.7 kg
Volume	12 ft³	0.34 m³
COM Fabric	0.75 yd	0.7 m
Per Carton	1	

Base Price | \$495

Fabric Grade	COM 1	2	COL 3	4	5	6	7	8	9	Leather
P Price (\$)	495	-	-	-	-	-	-	-	-	-
U Price (\$)	560	575	595	610	625	640	660	675	690	770

Mork

Designed by Orlandini

6670 – Four Leg Base

6671 – Sled Base

6672 – Four Leg Spoke Base

6673 – Four Leg Pyramid Base

6674 – Swivel Base with Casters

6675 – Four Leg Wood Base

-P = all Polymer

-U = with Upholstered Seat Pad

-F = with Upholstered Back and Seat Pad

Features

Molded textured polymer shell made of polypropylene. Contoured seat and back, gently hugs the user's body.

Designer polymer button on back of chairs functions as a handle and hanger.

Four Leg Base is made of chrome-plated 8 gauge (16 mm), steel tube with Black self-leveling nylon glides (Model #6670).

Sled Base is made of chrome-plated 0.5" (12 mm) wire frame with Clear nylon glides (Model #6671).

Four Leg Base and Sled Base models feature an underseat cover made of polymer that provides both a clean look and ease for stacking (Models #6670, #6671 & #6675).

Four Leg Base and Sled Base models stack six chairs high on the floor and eight chairs high on a dolly (Models #6670 & #6671).

Four Leg Spoke Base is made of die cast aluminum with 360 degrees swivel on glides (Model #6672).

Options

Upholstered (-U) seat versions feature a padded seat with high-density, CFC free polyurethane foam.

Fully Upholstered (-F) versions feature a padded back and seat with high-density, CFC free polyurethane foam.

Polymer shell is available in four standard colors: Snowball, Sandy, Road, and Horizon. Other color options are Milky, Sunsplash, Peppermint, and Violet.

Button color is standard in Road. Other color options are Cloud and Blue Burst.

Part #6670D - Dolly available for Four Leg Base and Sled Base models (Models #6670 & #6671) **\$450 List**.

Part #6672A - Auto Return for Four Leg Spoke Base (Model #6672), **add \$125 List**.

6670

Four Leg Base



Overall Height	31.5"	800 mm
Overall Width	23.5"	595 mm
Overall Depth	21.75"	550 mm
Arm Height	N/A	N/A
Back Height	14"	355 mm
Seat Height	17.75"	450 mm
Seat Width	19.75"	500 mm
Seat Depth	16.5"	420 mm
Wt/Chair	15 lbs.	6.8 kg
Volume	16 ft ³	0.45 m ³
COM Fabric	1.25 yd	1.2 m
Per Carton	3	

Base Price \$300										
Fabric Grade	COM 1	2	COL 3	4	5	6	7	8	9	Leather
P Price (\$)	300	-	-	-	-	-	-	-	-	-
U Price (\$)	370	385	400	420	435	450	465	485	500	580
F Price (\$)	450	470	495	515	535	560	580	605	625	730

6671

Sled Base



Overall Height	31.75"	775 mm
Overall Width	23.5"	500 mm
Overall Depth	21.75"	550 mm
Arm Height	N/A	N/A
Back Height	14"	355 mm
Seat Height	19"	455 mm
Seat Width	19.75"	500 mm
Seat Depth	16.5"	420 mm
Wt/Chair	17 lbs.	13.6 kg
Volume	16 ft ³	0.34 m ³
COM Fabric	1.25 yd	1.2 m
Per Carton	3	

Base Price \$320										
Fabric Grade	COM 1	2	COL 3	4	5	6	7	8	9	Leather
P Price (\$)	320	-	-	-	-	-	-	-	-	-
U Price (\$)	385	405	420	435	450	470	485	500	520	595
F Price (\$)	465	490	510	535	555	575	600	620	640	750

6672

Four Leg Spoke Base



Overall Height	30.5"	775 mm
Overall Width	19.75"	500 mm
Overall Depth	21.75"	550 mm
Arm Height	N/A	N/A
Back Height	14"	355 mm
Seat Height	18"	455 mm
Seat Width	19.75"	500 mm
Seat Depth	16.5"	420 mm
Wt/Chair	30 lbs.	13.6 kg
Volume	12 ft ³	0.34 m ³
COM Fabric	1.25 yd	1.2 m
Per Carton	1	

Base Price \$520										
Fabric Grade	COM 1	2	COL 3	4	5	6	7	8	9	Leather
P Price (\$)	520	-	-	-	-	-	-	-	-	-
U Price (\$)	585	605	620	640	655	670	690	705	725	805
F Price (\$)	660	685	705	730	750	775	795	820	845	955

Mork

Designed by Orlandini

6670 – Four Leg Base

6671 – Sled Base

6672 – Four Leg Spoke Base

6673 – Four Leg Pyramid Base

6674 – Swivel Base with Casters

6675 – Four Leg Wood Base

-P = all Polymer

-U = with Upholstered Seat Pad

-F = with Upholstered Back and Seat Pad

Features

Molded textured polymer shell made of polypropylene. Contoured seat and back, gently hugs the user's body.

Designer polymer button on back of chairs functions as a handle and hanger.

Four Leg Pyramid Base made of die cast aluminum with 360 degrees swivel on glides (Model #**6673**).

Swivel Base with Casters is height adjustable with 360 degrees swivel. Dual wheel casters for soft floors are standard. Mechanism, gas cylinder and base are in polished finish (Model #**6674**).

Four Leg Wood Base made of beech wood stained in Natural finish (Model #**6675**).

Options

Upholstered (**-U**) seat versions feature a padded seat with high-density, CFC free polyurethane foam.

Fully Upholstered (**-F**) versions feature a padded back and seat with high-density, CFC free polyurethane foam.

Polymer shell is available in four standard colors: Snowball, Sandy, Road, and Horizon. Other color options are Milky, Sunsplash, Peppermint, and Violet.

Button color is standard in Road. Other color options are Cloud and Blue Burst.

Part #**6673F** - Fixed/No Swivel for Four Leg Pyramid Base (Model #**6673**), **add \$85 List**.

Part #**6673A** - Auto Return for Four Leg Pyramid Base (Model #**6673**), **add \$130 List**.

Additional Cylinder, Swivel Base, and Caster options available. Contact Customer Service for more information.

6673

Four Leg Pyramid Base



Overall Height	30.75"	780 mm
Overall Width	20.25"	515 mm
Overall Depth	21.75"	550 mm
Arm Height	N/A	N/A
Back Height	14"	355 mm
Seat Height	17.75"	450 mm
Seat Width	19.75"	500 mm
Seat Depth	16.5"	420 mm
Wt/Chair	30 lbs.	13.6 kg
Volume	12 ft ³	0.34 m ³
COM Fabric	1.25 yd	1.2 m
Per Carton	1	

Base Price | \$525

Fabric Grade	COM 1	2	COL 3	4	5	6	7	8	9	Leather
P Price (\$)	525	-	-	-	-	-	-	-	-	-
U Price (\$)	590	605	620	640	655	670	690	705	720	800
F Price (\$)	650	675	695	715	740	760	785	805	825	935

6674

Swivel Base with Casters



Overall Height	31-34.25"	790-870 mm
Overall Width	25.25"	640 mm
Overall Depth	21.75"	550 mm
Arm Height	N/A	N/A
Back Height	14"	355 mm
Seat Height	17.75-21"	450-530 mm
Seat Width	19.75"	500 mm
Seat Depth	16.5"	420 mm
Wt/Chair	30 lbs.	13.6 kg
Volume	12 ft ³	0.34 m ³
COM Fabric	1.25 yd	1.2 m
Per Carton	1	

Base Price | \$505

Fabric Grade	COM 1	2	COL 3	4	5	6	7	8	9	Leather
P Price (\$)	505	-	-	-	-	-	-	-	-	-
U Price (\$)	575	590	605	625	640	660	675	690	710	790
F Price (\$)	645	670	690	715	735	760	785	805	830	940

6675

Four Leg Wood Base



Overall Height	30.75"	780 mm
Overall Width	22"	560 mm
Overall Depth	21.75"	550 mm
Arm Height	N/A	N/A
Back Height	14"	355 mm
Seat Height	17.75"	450 mm
Seat Width	19.75"	500 mm
Seat Depth	16.5"	420 mm
Wt/Chair	28 lbs.	12.7 kg
Volume	12 ft ³	0.34 m ³
COM Fabric	1.25 yd	1.2 m
Per Carton	1	

Base Price | \$490

Fabric Grade	COM 1	2	COL 3	4	5	6	7	8	9	Leather
P Price (\$)	490	-	-	-	-	-	-	-	-	-
U Price (\$)	585	600	615	635	650	665	685	700	715	795
F Price (\$)	615	645	670	700	725	755	780	810	835	970

Net

- 960 – High Density Stacking Chair, Armless
- 961 – High Density Stacking Chair, with Arms
- 962 – Bar Stool

Features

Polypropylene seat, reinforced with fiberglass polymer backrest.

Polymer seat, seat pan, and arm caps.

Chair can be ganged with hooks that are built directly into glides.

Frame is bent wire-welded steel Ø rod 0.433" (11 mm) and chrome-plated.

Stacking chair models stack eight chairs high on the floor and forty-five chairs high on a dolly (Models #960 & # 961).

Options

- Polymer is available in two standard colors: Black and Gray. Other color options are Light Green, Red, Sand, and White (minimum order of twenty).
- Part #960D – Dolly available with large casters (Models #960 & # 961) \$645 List.
- Part #960-TABLT - Left and Right Writing Tablet, add \$200 List.
- Part #960-MGC - Metal Chair-Ganging Mechanism, add \$40 List.
- Part #960-UBB - Underseat Book Basket, add \$140 List.

960

High Density Stacking Chair, Armless



Max Height	32"	815 mm
Max Width	20.5"	520 mm
Max Depth	20"	510 mm
Arm Height	N/A	N/A
Back Height	15"	380 mm
Seat Height	17.5"	445 mm
Seat Width	17.5"	445 mm
Seat Depth	17"	430 mm
Wt/Chair	8 lbs.	3.5 kg
Volume	19 ft³	0.54 m³
COM Fabric	N/A	N/A
Per Carton	5	

Base Price \$235										
Fabric Grade	COM 1	2	COL 3	4	5	6	7	8	9	Leather
Price (\$)	235	-	-	-	-	-	-	-	-	-

961

High Density Stacking Chair, with Arms



Max Height	32"	815 mm
Max Width	20.5"	520 mm
Max Depth	20"	510 mm
Arm Height	25"	635 mm
Back Height	15"	380 mm
Seat Height	17.5"	445 mm
Seat Width	17.5"	445 mm
Seat Depth	17"	430 mm
Wt/Chair	10 lbs.	4.5 kg
Volume	19 ft³	0.54 m³
COM Fabric	N/A	N/A
Per Carton	5	

Base Price \$325										
Fabric Grade	COM 1	2	COL 3	4	5	6	7	8	9	Leather
Price (\$)	325	-	-	-	-	-	-	-	-	-

962

Bar Stool



Max Height	43"	1095 mm
Max Width	22.75"	575 mm
Max Depth	20"	510 mm
Foot Rest Height	13"	330 mm
Arm Height	N/A	N/A
Back Height	15"	380 mm
Seat Height	27.5"	445 mm
Seat Width	17.5"	430 mm
Seat Depth	17"	380 mm
Wt/Chair	14 lbs.	6.4 kg
Volume	19 ft³	0.54 m³
COM Fabric	N/A	N/A
Per Carton	5	

Base Price \$385										
Fabric Grade	COM 1	2	COL 3	4	5	6	7	8	9	Leather
Price (\$)	385	-	-	-	-	-	-	-	-	-

Papillon

Designed by Giovanni Baccolini

810 – Folding Chair

812 – Folding Chair Comfort

Features

Chair folds flat against each other to less than half its size for storage.

Can still stand when in the folded position.

Interior frame is constructed of tubular steel.

Seat is made of self-extinguishing polyurethane, cold foamed, without CFC, with a minimum density of 50 kg/m³.

Fully upholstered seat, back, and arms.

Seat closure (locking) is guaranteed by sophisticated steel hook and hinge system.

Armrests come upholstered, with Black polymer arm caps or varnished solid beech wood.

The writing tablet is in Black polymer, the Anti-Panic mechanism is in polished die cast aluminum.

Dual wheel casters, soft tread and self-braking.

Options

Armrests come standard in upholstered, in Black polymer or varnished solid beech wood

Part #812 - Varnished Solid Beech Wood Arm Caps, **add \$125 List.**

Part #813 - Upholstered Arm Caps. Contact Customer Service.

Part #845 - Dolly to store up to eighteen chairs in two rows 61" x 26.5" x 69" (1550 mm x 675 mm x 1755 mm) **\$3360 List.**

Part #825 - Ganging/Alignment Connector (set of two), **add \$40 List.**

Part #831 - Anti-Panic Writing Tablet 13" x 10.5" (300 mm x 265 mm), **add \$270 List.**

Part #811-G - Nylon Feet (set of four), **add \$60 List.**

Part #811-FS - Fixed Feet with Suction Glides (set of four), **add \$175 List.**

Part #CF - Comfort Seat and Stitching, **add \$150 List.**

810 Folding Chair



Max Height	34.75"	880 mm
Max Width	23.5"	600 mm
Max Depth	22.25"	565 mm

Arm Height	26.5"	675 mm
Back Height	17.5"	445 mm

Seat Height	17.75"	450 mm
Seat Width	18.5"	470 mm
Seat Depth	17.5"	445 mm

Wt./Chair	37 lbs.	17 kg
Volume	5 ft ³	0.14 m ³
COM Fabric	4.5 yd	4.14 m
Per Carton	1	

Base Price | \$1560

Fabric Grade	COM 1	2	COL 3	4	5	6	7	8	9	Leather
Price (\$)	1560	1675	1780	1895	2000	2115	2220	2335	2440	2975

820 Folding Chair Comfort



Max Height	35.25"	895 mm
Max Width	26"	660 mm
Max Depth	22.75"	580 mm

Arm Height	27"	685 mm
Back Height	17.25"	440 mm

Seat Height	18"	465 mm
Seat Width	18.5"	530 mm
Seat Depth	17.5"	445 mm

Wt./Chair	49 lbs.	22 kg
Volume	9 ft ³	0.25 m ³
COM Fabric	5.5 yd	4.14 m
Per Carton	1	

Base Price | \$1715

Fabric Grade	COM 1	2	COL 3	4	5	6	7	8	9	Leather
Price (\$)	1715	1845	1960	2085	2200	2325	2445	2570	2685	3275

Tazza

Designed by Orlandini

8291 – Four Leg Base

8293 – Sled Base

8295 – Four Leg Wood Base

8296 – Four Star Swivel Base

8297 – Bar Stool

-P = all Polymer

-U = with Upholstered Seat Pad

Features

The Tazza shell is ergonomically designed, contouring to the sitter's body, offering back support and a waterfall front edge seat to alleviate pressure from the back of the thighs.

Seat shell is made of injection-molded polymer.

Four Leg Base, Sled Base, and Bar Stool models stack four chairs high on the floor and ten chairs high on a dolly (Models **#8291**, **#8293** & **#8297**).

The durable Four Leg Base is made of 0.7" (18 mm) in diameter steel, standard chrome-plated with Black nylon glides (Model **#8291**).

The Sled Base and Bar Stool frames are made of a 0.4" (11 mm) steel rod, standard chrome-plated with White glides (Models **#8293** & **#8297**).

The Four Leg Wood Base is made of solid beech wood in a natural finish with White glides (Model **#8295**).

Upholstered seats are padded with CFC free high-density, high-resiliency polyurethane foam.

Options

Polymer shell is available in four standard colors: Black, Gray, Bone, and Mustard.

Wood legs standard in Natural Beech.

Contact Customer Service for custom leg finishes.

Part **#8291D** - Dolly available for Four Leg Base and Sled Base models (Models **#8291** & **#8293**) **\$450 List**.

Part **#8293-TABLT** - Fold-Away Tablet for both left and right handed users for Sled Base model (Model **#8293**), **add \$170 List**.

Part **#8293-GG**- Ganging Glides for the Sled Base (Models **#8293**), **add \$20 List**.

8291

Four Leg Base



Max Height	30"	770 mm
Max Width	18"	460 mm
Max Depth	19.5"	495 mm

Arm Height	N/A	N/A
Back Height	15"	380 mm

Seat Height	17.5"	440 mm
Seat Width	18"	460 mm
Seat Depth	16"	405 mm

Wt/Chair	7.5 lbs.	3.5 kg
Volume	12 ft ³	0.35 m ³
COM Fabric	0.75 yd	0.7 m
Per Carton	4	

Base Price | \$155

Fabric Grade	COM 1	2	COL 3	4	5	6	7	8	9	Leather
P Price (\$)	155	-	-	-	-	-	-	-	-	-
U Price (\$)	240	255	265	275	285	300	310	320	330	385

8293

Sled Base



Max Height	30"	770 mm
Max Width	18"	460 mm
Max Depth	19.5"	495 mm

Arm Height	N/A	N/A
Back Height	15"	380 mm

Seat Height	17.5"	440 mm
Seat Width	18"	460 mm
Seat Depth	16"	405 mm

Wt/Chair	7.5 lbs.	3.5 kg
Volume	12 ft ³	0.35 m ³
COM Fabric	0.75 yd	0.7 m
Per Carton	4	

Base Price | \$195

Fabric Grade	COM 1	2	COL 3	4	5	6	7	8	9	Leather
P Price (\$)	195	-	-	-	-	-	-	-	-	-
U Price (\$)	280	295	305	315	330	340	350	360	375	530

8295

Four Leg Wood Base



Max Height	30"	770 mm
Max Width	18"	460 mm
Max Depth	19.5"	495 mm

Arm Height	N/A	N/A
Back Height	15"	380 mm

Seat Height	17.5"	440 mm
Seat Width	18"	460 mm
Seat Depth	16"	405 mm

Wt/Chair	10 lbs.	4.5 kg
Volume	11 ft ³	0.3 m ³
COM Fabric	0.75 yd	0.7 m
Per Carton	1	

Base Price | \$400

Fabric Grade	COM 1	2	COL 3	4	5	6	7	8	9	Leather
P Price (\$)	400	-	-	-	-	-	-	-	-	-
U Price (\$)	485	500	510	520	535	545	555	565	580	635

Tazza

Designed by Orlandini

8291 – Four Leg Base

8293 – Sled Base

8295 – Four Leg Wood Base

8296 – Four Star Swivel Base

8297 – Bar Stool

-P = all Polymer

-U = with Upholstered Seat Pad

Features

The Tazza shell is ergonomically designed, contouring to the sitter's body, offering back support and a waterfall front edge seat to alleviate pressure from the back of the thighs.

Seat shell is made of injection-molded polymer.

Four Leg Base, Sled Base, and Bar Stool models stack four chairs high on the floor and ten chairs high on a dolly (Models **#8291, 8293 & 8297**).

The Sled Base and Bar Stool frames are made of a 0.4" (11 mm) steel rod, standard chrome-plated with White glides (Models **#8293 & 8297**).

Upholstered seats are padded with CFC free high-density, high-resiliency polyurethane foam.

Options

Polymer shell is available in four standard colors: Black, Gray, Bone, and Mustard.

Wood legs standard in Natural Beech.

Contact Customer Service for custom leg finishes.

8296

Four Star Swivel Base



Max Height	30"	770 mm
Max Width	18"	460 mm
Max Depth	19.5"	495 mm

Arm Height	N/A	N/A
Back Height	15"	380 mm

Seat Height	17.5"	440 mm
Seat Width	18"	460 mm
Seat Depth	16"	405 mm

Wt./Chair	40 lbs.	18 kg
Volume	11 ft ³	0.3 m ³
COM Fabric	0.75 yd	0.7 m
Per Carton	1	

Base Price | \$285

Fabric Grade	COM 1	2	COL 3	4	5	6	7	8	9	Leather
P Price (\$)	285	-	-	-	-	-	-	-	-	-
U Price (\$)	370	385	395	405	415	430	440	450	460	520

8297

Bar Stool



Max Height	39.5"	1000 mm
Max Width	18"	460 mm
Max Depth	19.5"	495 mm

Arm Height	N/A	N/A
Back Height	15"	380 mm

Seat Height	32.5"	830 mm
Seat Width	18"	460 mm
Seat Depth	16"	405 mm

Wt./Chair	16 lbs.	7.25 kg
Volume	15 ft ³	0.42 m ³
COM Fabric	0.75 yd	0.7 m
Per Carton	4	

Base Price | \$270

Fabric Grade	COM 1	2	COL 3	4	5	6	7	8	9	Leather
P Price (\$)	270	-	-	-	-	-	-	-	-	-
U Price (\$)	355	370	380	390	405	415	425	440	450	505

Zero9

Designed by Giovanni Baccolini

- 009PPA** – Polymer Back and Seat, with Arms
- 09PPN** – Polymer Back and Seat, Armless
- 09PUA** – Polymer Back with Upholstered Seat, with Arms
- 09PUN** – Polymer Back with Upholstered Seat, Armless
- 09UUA** – Upholstered Back and Seat, with Arms
- 09UUN** – Upholstered Back and Seat, Armless
- 09MPA** – Mesh Back with Polymer Seat, with Arms
- 09MPN** – Mesh Back with Polymer Seat, Armless
- 09MUA** – Mesh Back with Upholstered Seat, with Arms
- 09MUN** – Mesh Back with Upholstered Seat, Armless

Features

- Flexible backrest is constructed of scratch-proof polymer that comes standard in Black.
- Flexible nylon frame backrest, upholstered in nylon mesh, which comes standard in Black.
- Flexible back movement is obtained by two steel wire springs, in a die cast aluminum housing.
- Flip-up upholstered seats are padded with fire-retardant polyurethane, CFC free foam, with a density of 2.5 lbs./ft³ (40 kg/m³).
- Underseat is constructed of scratch-proof polymer that comes standard in Black.
- The tubular steel frame's unique design encompasses an elliptical section with two flat faces of 1.38" x 0.7" (35 mm x 18 mm) and a thickness of 0.06" (1.5 mm), powder coated in Gray with a standard built in nylon ganging device.
- All metal parts are epoxy powder coated in Gray, and all small components are protected by a nickel-galvanizing process.
- The polymer components of the structure are in Gray.
- Flip-up arms are in Gray polymer are reinforced with fiberglass.
- Reinforced nylon glides act as a point of contact when stacking chairs to ensure a neatly stacked arrangement.
- Five chairs, with arms and armless, nest 37" (940 mm) deep without a tablet and 39" (990 mm) deep with a tablet.
- Stacks twelve chairs high with an additional 3.4" (85 mm) high, per chair, with and without a tablet.

Options

- Polymer is available in one standard color: Black. Other color options are Gray, White, Blue, Beige, and Orange (minimum order of twenty).
- Mesh Back is available in one standard color: Black. Other color options are White, Gray, Red and Blue.
- Part **#09-DOLLY** – Dolly available for all models (Models **#09PPA**, **#09PPN**, **#09PUA**, **#09PUN**, **#09UUA**, **#09UUN**, **#09MPA**, **#09MPN**, **#09MUA** & **#09MUN**) **\$275 List**.
- Part **#09-TABLT** - Removable Anti-Panic Writing Tablet in High Pressure Laminate (**#HPL**), 10" x 13" (255 mm x 330 mm), fixed to a polished die-cast aluminum support, specify left or right at time of order, **add \$250 List**.
- Part **#09-SBC** - Dual-Wheel Self-Braking Casters with Reinforced Nylon for Soft Floors (set of four), **add \$30 List**.
- Part **#09-HBC** - Dual-Wheel Self-Braking Casters with Polyurethane Tread for Hard Floors (set of four), **add \$30 List**.

09PPA

Polymer Back and Seat, with Arms



Max Height	32.25"	820 mm
Max Width	23.75"	600 mm
Max Depth	21.25"	540 mm
Arm Height	26"	660 mm
Back Height	14.5"	370 mm
Seat Height	17.5"	445 mm
Seat Width	18.5"	470 mm
Seat Depth	17"	430 mm
Wt/Chair	22 lbs.	10 kg
Volume	17 ft ³	0.48 m ³
COM Fabric	N/A	N/A
Per Carton	4	

Base Price \$485										
Fabric Grade	COM 1	2	COL 3	4	5	6	7	8	9	Leather
Price (\$)	485	-	-	-	-	-	-	-	-	-

09PPN

Polymer Back and Seat, Armless



Max Height	32.25"	820 mm
Max Width	23.75"	600 mm
Max Depth	21.25"	540 mm
Arm Height	N/A	N/A
Back Height	14.5"	370 mm
Seat Height	17.5"	445 mm
Seat Width	18.5"	470 mm
Seat Depth	17"	430 mm
Wt/Chair	22 lbs.	10 kg
Volume	17 ft ³	0.48 m ³
COM Fabric	N/A	N/A
Per Carton	4	

Base Price \$460										
Fabric Grade	COM 1	2	COL 3	4	5	6	7	8	9	Leather
Price (\$)	460	-	-	-	-	-	-	-	-	-



Zero9

Designed by Giovanni Baccolini

- 009PPA** – Polymer Back and Seat, with Arms
- 09PPN** – Polymer Back and Seat, Armless
- 09PUA** – Polymer Back with Upholstered Seat, with Arms
- 09PUN** – Polymer Back with Upholstered Seat, Armless
- 09UUA** – Upholstered Back and Seat, with Arms
- 09UUN** – Upholstered Back and Seat, Armless
- 09MPA** – Mesh Back with Polymer Seat, with Arms
- 09MPN** – Mesh Back with Polymer Seat, Armless
- 09MUA** – Mesh Back with Upholstered Seat, with Arms
- 09MUN** – Mesh Back with Upholstered Seat, Armless

Features

Flexible backrest is constructed of scratch-proof polymer that comes standard in Black.

Flexible nylon frame backrest, upholstered in nylon mesh, which comes standard in Black.

Flexible back movement is obtained by two steel wire springs, in a die cast aluminum housing.

Flip-up upholstered seats are padded with fire-retardant polyurethane, CFC free foam, with a density of 2.5 lbs./ft³ (40 kg/m³).

Underseat is constructed of scratch-proof polymer that comes standard in Black.

The tubular steel frame's unique design encompasses an elliptical section with two flat faces of 1.38" x 0.7" (35 mm x 18 mm) and a thickness of 0.06" (1.5 mm), powder coated in Gray with a standard built in nylon ganging device.

All metal parts are epoxy powder coated in Gray, and all small components are protected by a nickel-galvanizing process.

The polymer components of the structure are in Gray.

Flip-up arms are in Gray polymer are reinforced with fiberglass.

Reinforced nylon glides act as a point of contact when stacking chairs to ensure a neatly stacked arrangement.

Five chairs, with arms and armless, nest 37" (940 mm) deep without a tablet and 39" (990 mm) deep with a tablet.

Stacks twelve chairs high with an additional 3.4" (85 mm) high, per chair, with and without a tablet.

Options

Polymer is available in one standard color: Black. Other color options are Gray, White, Blue, Beige, and Orange (minimum order of twenty).

Mesh Back is available in one standard color: Black. Other color options are White, Gray, Red and Blue.

Part **#09-DOLLY** – Dolly available for all models (Models **#09PPA**, **#09PPN**, **#09PUA**, **#09PUN**, **#09UUA**, **#09UUN**, **#09MPA**, **#09MPN**, **#09MUA** & **#09MUN**) **\$275 List**.

Part **#09-TABLT** - Removable Anti-Panic Writing Tablet in High Pressure Laminate (**#HPL**), 10" x 13" (255 mm x 330 mm), fixed to a polished die-cast aluminum support, specify left or right at time of order, **add \$250 List**.

Part **#09-SBC** - Dual-Wheel Self-Braking Casters with Reinforced Nylon for Soft Floors (set of four), **add \$30 List**.

Part **#09-HBC** - Dual-Wheel Self-Braking Casters with Polyurethane Tread for Hard Floors (set of four), **add \$30 List**.

09PUA

Polymer Back with
Upholstered Seat, with Arms



Max Height	32.25"	820 mm
Max Width	23.75"	600 mm
Max Depth	21.25"	540 mm
Arm Height	26"	660 mm
Back Height	14.5"	370 mm
Seat Height	17.5"	445 mm
Seat Width	18.5"	470 mm
Seat Depth	17"	430 mm
Wt./Chair	22 lbs.	10 kg
Volume	17 ft ³	0.48 m ³
COM Fabric	0.75 yd	0.7 m
Per Carton	4	

Base Price | \$635

Fabric Grade	COM 1	2	COL 3	4	5	6	7	8	9	Leather
Price (\$)	635	650	670	685	705	720	735	750	765	845

09PUN

Polymer Back with
Upholstered Seat, Armless



Max Height	32.25"	820 mm
Max Width	23.75"	600 mm
Max Depth	21.25"	540 mm
Arm Height	N/A	N/A
Back Height	14.5"	370 mm
Seat Height	17.5"	445 mm
Seat Width	18.5"	470 mm
Seat Depth	17"	430 mm
Wt./Chair	22 lbs.	10 kg
Volume	17 ft ³	0.48 m ³
COM Fabric	0.75 yd	0.7 m
Per Carton	4	

Base Price | \$590

Fabric Grade	COM 1	2	COL 3	4	5	6	7	8	9	Leather
Price (\$)	590	605	620	635	660	675	690	705	720	800



Zero9

Designed by Giovanni Baccolini

- 009PPA** – Polymer Back and Seat, with Arms
- 09PPN** – Polymer Back and Seat, Armless
- 09PUA** – Polymer Back with Upholstered Seat, with Arms
- 09PUN** – Polymer Back with Upholstered Seat, Armless
- 09UUA** – Upholstered Back and Seat, with Arms
- 09UUN** – Upholstered Back and Seat, Armless
- 09MPA** – Mesh Back with Polymer Seat, with Arms
- 09MPN** – Mesh Back with Polymer Seat, Armless
- 09MUA** – Mesh Back with Upholstered Seat, with Arms
- 09MUN** – Mesh Back with Upholstered Seat, Armless

Features

- Flexible backrest is constructed of scratch-proof polymer that comes standard in Black.
- Flexible nylon frame backrest, upholstered in nylon mesh, which comes standard in Black.
- Flexible back movement is obtained by two steel wire springs, in a die cast aluminum housing.
- Flip-up upholstered seats are padded with fire-retardant polyurethane, CFC free foam, with a density of 2.5 lbs./ft³ (40 kg/m³).
- Underseat is constructed of scratch-proof polymer that comes standard in Black.
- The tubular steel frame's unique design encompasses an elliptical section with two flat faces of 1.38" x 0.7" (35 mm x 18 mm) and a thickness of 0.06" (1.5 mm), powder coated in Gray with a standard built in nylon ganging device.
- All metal parts are epoxy powder coated in Gray, and all small components are protected by a nickel-galvanizing process.
- The polymer components of the structure are in Gray.
- Flip-up arms are in Gray polymer are reinforced with fiberglass.
- Reinforced nylon glides act as a point of contact when stacking chairs to ensure a neatly stacked arrangement.
- Five chairs, with arms and armless, nest 37" (940 mm) deep without a tablet and 39" (990 mm) deep with a tablet.
- Stacks twelve chairs high with an additional 3.4" (85 mm) high, per chair, with and without a tablet.

Options

- Polymer is available in one standard color: Black. Other color options are Gray, White, Blue, Beige, and Orange (minimum order of twenty).
- Mesh Back is available in one standard color: Black. Other color options are White, Gray, Red and Blue.
- Part **#09-DOLLY** – Dolly available for all models (Models **#09PPA**, **#09PPN**, **#09PUA**, **#09PUN**, **#09UUA**, **#09UUN**, **#09MPA**, **#09MPN**, **#09MUA** & **#09MUN**) **\$275 List**.
- Part **#09-TABLT** - Removable Anti-Panic Writing Tablet in High Pressure Laminate (**#HPL**), 10" x 13" (255 mm x 330 mm), fixed to a polished die-cast aluminum support, specify left or right at time of order, **add \$250 List**.
- Part **#09-SBC** - Dual-Wheel Self-Braking Casters with Reinforced Nylon for Soft Floors (set of four), **add \$30 List**.
- Part **#09-HBC** - Dual-Wheel Self-Braking Casters with Polyurethane Tread for Hard Floors (set of four), **add \$30 List**.

09UUA

Upholstered Back and Seat, with Arms



Max Height	32.25"	820 mm
Max Width	23.75"	600 mm
Max Depth	21.25"	540 mm
Arm Height	26"	660 mm
Back Height	14.5"	370 mm
Seat Height	17.5"	445 mm
Seat Width	18.5"	470 mm
Seat Depth	17"	430 mm
Wt/Chair	22 lbs.	10 kg
Volume	17 ft ³	0.48 m ³
COM Fabric	0.75 yd	0.7 m
Per Carton	4	

Base Price \$735										
Fabric Grade	COM 1	2	COL 3	4	5	6	7	8	9	Leather
Price (\$)	735	755	780	805	825	845	865	890	910	1015

09UUN

Upholstered Back and Seat, Armless



Max Height	32.25"	820 mm
Max Width	23.75"	600 mm
Max Depth	21.25"	540 mm
Arm Height	N/A	N/A
Back Height	14.5"	370 mm
Seat Height	17.5"	445 mm
Seat Width	18.5"	470 mm
Seat Depth	17"	430 mm
Wt/Chair	22 lbs.	10 kg
Volume	17 ft ³	0.48 m ³
COM Fabric	0.75 yd	0.7 m
Per Carton	4	

Base Price \$690										
Fabric Grade	COM 1	2	COL 3	4	5	6	7	8	9	Leather
Price (\$)	690	710	735	755	775	800	820	840	865	970



Zero9

Designed by Giovanni Baccolini

- 009PPA** – Polymer Back and Seat, with Arms
- 09PPN** – Polymer Back and Seat, Armless
- 09PUA** – Polymer Back with Upholstered Seat, with Arms
- 09PUN** – Polymer Back with Upholstered Seat, Armless
- 09UUA** – Upholstered Back and Seat, with Arms
- 09UUN** – Upholstered Back and Seat, Armless
- 09MPA** – Mesh Back with Polymer Seat, with Arms
- 09MPN** – Mesh Back with Polymer Seat, Armless
- 09MUA** – Mesh Back with Upholstered Seat, with Arms
- 09MUN** – Mesh Back with Upholstered Seat, Armless

Features

Flexible backrest is constructed of scratch-proof polymer that comes standard in Black.

Flexible nylon frame backrest, upholstered in nylon mesh, which comes standard in Black.

Flexible back movement is obtained by two steel wire springs, in a die cast aluminum housing.

Flip-up upholstered seats are padded with fire-retardant polyurethane, CFC free foam, with a density of 2.5 lbs./ft³ (40 kg/m³).

Underseat is constructed of scratch-proof polymer that comes standard in Black.

The tubular steel frame's unique design encompasses an elliptical section with two flat faces of 1.38" x 0.7" (35 mm x 18 mm) and a thickness of 0.06" (1.5 mm), powder coated in Gray with a standard built in nylon ganging device.

All metal parts are epoxy powder coated in Gray, and all small components are protected by a nickel-galvanizing process.

The polymer components of the structure are in Gray.

Flip-up arms are in Gray polymer are reinforced with fiberglass.

Reinforced nylon glides act as a point of contact when stacking chairs to ensure a neatly stacked arrangement.

Five chairs, with arms and armless, nest 37" (940 mm) deep without a tablet and 39" (990 mm) deep with a tablet.

Stacks twelve chairs high with an additional 3.4" (85 mm) high, per chair, with and without a tablet.

Options

Polymer is available in one standard color: Black. Other color options are Gray, White, Blue, Beige, and Orange (minimum order of twenty).

Mesh Back is available in one standard color: Black. Other color options are White, Gray, Red and Blue.

Part **#09-DOLLY** – Dolly available for all models (Models **#09PPA**, **#09PPN**, **#09PUA**, **#09PUN**, **#09UUA**, **#09UUN**, **#09MPA**, **#09MPN**, **#09MUA** & **#09MUN**) **\$275 List**.

Part **#09-TABLT** - Removable Anti-Panic Writing Tablet in High Pressure Laminate (**#HPL**), 10" x 13" (255 mm x 330 mm), fixed to a polished die-cast aluminum support, specify left or right at time of order, **add \$250 List**.

Part **#09-SBC** - Dual-Wheel Self-Braking Casters with Reinforced Nylon for Soft Floors (set of four), **add \$30 List**.

Part **#09-HBC** - Dual-Wheel Self-Braking Casters with Polyurethane Tread for Hard Floors (set of four), **add \$30 List**.

09MPA

Mesh Back with
Polymer Seat, with Arms



Max Height	32.25"	820 mm
Max Width	23.75"	600 mm
Max Depth	21.25"	540 mm

Arm Height	26"	660 mm
Back Height	14.5"	370 mm

Seat Height	17.5"	445 mm
Seat Width	18.5"	470 mm
Seat Depth	17"	430 mm

Wt./Chair	22 lbs.	10 kg
Volume	17 ft ³	0.48 m ³
COM Fabric	N/A	N/A
Per Carton	4	

Base Price | \$565

Fabric Grade	COM 1	2	COL 3	4	5	6	7	8	9	Leather
Price (\$)	565	-	-	-	-	-	-	-	-	-

09MPN

Mesh Back with
Polymer Seat, Armless



Max Height	32.25"	820 mm
Max Width	23.75"	600 mm
Max Depth	21.25"	540 mm

Arm Height	N/A	N/A
Back Height	14.5"	370 mm

Seat Height	17.5"	445 mm
Seat Width	18.5"	470 mm
Seat Depth	17"	430 mm

Wt./Chair	22 lbs.	10 kg
Volume	17 ft ³	0.48 m ³
COM Fabric	N/A	N/A
Per Carton	4	

Base Price | \$515

Fabric Grade	COM 1	2	COL 3	4	5	6	7	8	9	Leather
Price (\$)	515	-	-	-	-	-	-	-	-	-



Zero9

Designed by Giovanni Baccolini

- 009PPA** – Polymer Back and Seat, with Arms
- 09PPN** – Polymer Back and Seat, Armless
- 09PUA** – Polymer Back with Upholstered Seat, with Arms
- 09PUN** – Polymer Back with Upholstered Seat, Armless
- 09UUA** – Upholstered Back and Seat, with Arms
- 09UUN** – Upholstered Back and Seat, Armless
- 09MPA** – Mesh Back with Polymer Seat, with Arms
- 09MPN** – Mesh Back with Polymer Seat, Armless
- 09MUA** – Mesh Back with Upholstered Seat, with Arms
- 09MUN** – Mesh Back with Upholstered Seat, Armless

Features

Flexible backrest is constructed of scratch-proof polymer that comes standard in Black.

Flexible nylon frame backrest, upholstered in nylon mesh, which comes standard in Black.

Flexible back movement is obtained by two steel wire springs, in a die cast aluminum housing.

Flip-up upholstered seats are padded with fire-retardant polyurethane, CFC free foam, with a density of 2.5 lbs./ft³ (40 kg/m³).

Underseat is constructed of scratch-proof polymer that comes standard in Black.

The tubular steel frame's unique design encompasses an elliptical section with two flat faces of 1.38" x 0.7" (35 mm x 18 mm) and a thickness of 0.06" (1.5 mm), powder coated in Gray with a standard built in nylon ganging device.

All metal parts are epoxy powder coated in Gray, and all small components are protected by a nickel-galvanizing process.

The polymer components of the structure are in Gray.

Flip-up arms are in Gray polymer are reinforced with fiberglass.

Reinforced nylon glides act as a point of contact when stacking chairs to ensure a neatly stacked arrangement.

Five chairs, with arms and armless, nest 37" (940 mm) deep without a tablet and 39" (990 mm) deep with a tablet.

Stacks twelve chairs high with an additional 3.4" (85 mm) high, per chair, with and without a tablet.

Options

Polymer is available in one standard color: Black. Other color options are Gray, White, Blue, Beige, and Orange (minimum order of twenty).

Mesh Back is available in one standard color: Black. Other color options are White, Gray, Red and Blue.

Part **#09-DOLLY** – Dolly available for all models (Models **#09PPA**, **#09PPN**, **#09PUA**, **#09PUN**, **#09UUA**, **#09UUN**, **#09MPA**, **#09MPN**, **#09MUA** & **#09MUN**) **\$275 List**.

Part **#09-TABLT** - Removable Anti-Panic Writing Tablet in High Pressure Laminate (**#HPL**), 10" x 13" (255 mm x 330 mm), fixed to a polished die-cast aluminum support, specify left or right at time of order, **add \$250 List**.

Part **#09-SBC** - Dual-Wheel Self-Braking Casters with Reinforced Nylon for Soft Floors (set of four), **add \$30 List**.

Part **#09-HBC** - Dual-Wheel Self-Braking Casters with Polyurethane Tread for Hard Floors (set of four), **add \$30 List**.

09MUA

Mesh Back with Upholstered Seat with Arms



Max Height	32.25"	820 mm
Max Width	23.75"	600 mm
Max Depth	21.25"	540 mm
Arm Height	26"	660 mm
Back Height	14.5"	370 mm
Seat Height	17.5"	445 mm
Seat Width	18.5"	470 mm
Seat Depth	17"	430 mm
Wt./Chair	22 lbs.	10 kg
Volume	17 ft ³	0.48 m ³
COM Fabric	0.75	0.7 m
Per Carton	4	

Base Price \$695										
Fabric Grade	COM 1	2	COL 3	4	5	6	7	8	9	Leather
Price (\$)	695	710	725	745	760	775	795	810	825	905

09MUN

Mesh Back with Upholstered Seat, Armless



Max Height	32.25"	820 mm
Max Width	23.75"	600 mm
Max Depth	21.25"	540 mm
Arm Height	N/A	N/A
Back Height	14.5"	370 mm
Seat Height	17.5"	445 mm
Seat Width	18.5"	470 mm
Seat Depth	17"	430 mm
Wt./Chair	22 lbs.	10 kg
Volume	17 ft ³	0.48 m ³
COM Fabric	0.75 yd	0.7 m
Per Carton	4	

Base Price \$650										
Fabric Grade	COM 1	2	COL 3	4	5	6	7	8	9	Leather
Price (\$)	650	670	685	700	715	735	750	765	780	860



Zero9 HD

Designed by Giovanni Baccolini

9HPPA – Polymer Back and Seat, with Arms

9HPPN – Polymer Back and Seat, Armless

9HPUA – Polymer Back and Upholstered Seat, with Arms

9HPUN – Polymer Back and Upholstered Seat, Armless

9HUUA – Upholstered Back & Seat, with Arms

9HUUN – Upholstered Back & Seat, Armless

9SPPN – Barstool, Armless with Polymer Back and Seat

9SPUN – Barstool, Armless with Polymer Back and

Upholstered Seat

9SUUN – Barstool, Armless with Upholstered Back and Seat

Features

Backrest and seat are ergonomically designed to offer optimal support and comfort.

Ideal for multi-purpose spaces, in corporate and educational environments.

Designed to unify any space, along with the high performance ergonomic chair, Zero7 and the Best of NeoCon multi-purpose chair, Zero9.

Backrest and seat are constructed of scratch-proof polymer with optional padded upholstered panel, with CFC free high density foam.

The frame of the chair is constructed of 18 gauge (11 mm) steel rod, and finished with an epoxy powder coat in gray.

The anti-panic tablet is made of Black polymer with the movement device in Black nylon.

The glides are made of polymer, functioning also as ganging clips.

Options

Polymer is available in one standard color: Black. Other color options are Gray, White, Blue, Beige, and Orange (minimum order of twenty).

Upholstery options are endless with our range of standard textiles, as well as the opportunity for Customer's Own Materials (#COM).

White epoxy powder coated steel frame.

Part #09HD-TABLT - Removable Anti-Panic Writing Tablet in Black polystyrene, 110" x 13" (255 mm x 330 mm), specify left or right at time of order, **add \$240 List**.

9HPPA

Polymer Back & Seat, with Arms



Max Height	32.75"	830 mm
Max Width	22"	560 mm
Max Depth	22"	560 mm

Arm Height	26"	660 mm
Back Height	15"	380 mm

Seat Height	17.75"	450 mm
Seat Width	18.5"	470 mm
Seat Depth	17"	430 mm

Wt./Chair	15.5 lbs.	7 kg
Volume	19 ft ³	0.54 m ³
COM Fabric	N/A	N/A
Per Carton	4	

Base Price | \$435

Fabric Grade	COM 1	2	COL 3	4	5	6	7	8	9	Leather
9HPPA (\$)	435	-	-	-	-	-	-	-	-	-

9HPPN

Polymer Back and Seat, Armless



Max Height	32.75"	830 mm
Max Width	22"	560 mm
Max Depth	22"	560 mm

Arm Height	N/A	N/A
Back Height	15"	380 mm

Seat Height	17.75"	450 mm
Seat Width	18.5"	470 mm
Seat Depth	17"	430 mm

Wt./Chair	15.5 lbs.	7 kg
Volume	19 ft ³	0.54 m ³
COM Fabric	N/A	N/A
Per Carton	4	

Base Price | \$370

Fabric Grade	COM 1	2	COL 3	4	5	6	7	8	9	Leather
9HPPA (\$)	370	-	-	-	-	-	-	-	-	-

Zero9 HD

Designed by Giovanni Baccolini

- 9HPPA** – Polymer Back and Seat, with Arms
- 9HPPN** – Polymer Back and Seat, Armless
- 9HPUA** – Polymer Back and Upholstered Seat, with Arms
- 9HPUN** – Polymer Back and Upholstered Seat, Armless
- 9HUUA** – Upholstered Back & Seat, with Arms
- 9HUUN** – Upholstered Back & Seat, Armless
- 9SPPN** – Barstool, Armless with Polymer Back and Seat
- 9SPUN** – Barstool, Armless with Polymer Back and Upholstered Seat
- 9SUUN** – Barstool, Armless with Upholstered Back and Seat

Features

Backrest and seat are ergonomically designed to offer optimal support and comfort.

Ideal for multi-purpose spaces, in corporate and educational environments.

Designed to unify any space, along with the high performance ergonomic chair, Zero7 and the Best of NeoCon multi-purpose chair, Zero9.

Backrest and seat are constructed of scratch-proof polymer with optional padded upholstered panel, with CFC free high density foam.

The frame of the chair is constructed of 18 gauge (11 mm) steel rod, and finished with an epoxy powder coat in gray.

The anti-panic tablet is made of Black polymer with the movement device in Black nylon.

The glides are made of polymer, functioning also as ganging clips.

Options

Polymer is available in one standard color: Black. Other color options are Gray, White, Blue, Beige, and Orange (minimum order of twenty).

Upholstery options are endless with our range of standard textiles, as well as the opportunity for Customer's Own Materials (**#COM**).

White epoxy powder coated steel frame.

Part **#09HD-TABLT** - Removable Anti-Panic Writing Tablet in Black polystyrene, 110" x 13" (255 mm x 330 mm), specify left or right at time of order, **add \$240 List**.

9HPUA

Polymer Back and Upholstered Seat, with Arms



Max Height	32.75"	830 mm
Max Width	22"	560 mm
Max Depth	22"	560 mm
Arm Height	26"	660 mm
Back Height	15"	380 mm
Seat Height	17.75"	450 mm
Seat Width	18.5"	470 mm
Seat Depth	17"	430 mm
Wt/Chair	15.5 lbs.	7 kg
Volume	19 ft ³	0.54 m ³
COM Fabric	0.75 yd	0.7 m
Per Carton	4	

Base Price \$580										
Fabric Grade	COM 1	2	COL 3	4	5	6	7	8	9	Leather
9HPUA (\$)	580	590	600	610	625	635	645	660	670	725

9HPUN

Polymer Back and Upholstered Seat, Armless



Max Height	32.75"	830 mm
Max Width	22"	560 mm
Max Depth	22"	560 mm
Arm Height	N/A	N/A
Back Height	15"	380 mm
Seat Height	17.75"	450 mm
Seat Width	18.5"	470 mm
Seat Depth	17"	430 mm
Wt/Chair	15.5 lbs.	7 kg
Volume	19 ft ³	0.54 m ³
COM Fabric	0.75 yd	0.7 m
Per Carton	4	

Base Price \$510										
Fabric Grade	COM 1	2	COL 3	4	5	6	7	8	9	Leather
9HPUN (\$)	510	520	535	545	555	565	580	590	600	655

Zero9 HD

Designed by Giovanni Baccolini

9HPPA – Polymer Back and Seat, with Arms

9HPPN – Polymer Back and Seat, Armless

9HPUA – Polymer Back and Upholstered Seat, with Arms

9HPUN – Polymer Back and Upholstered Seat, Armless

9HUUA – Upholstered Back & Seat, with Arms

9HUUN – Upholstered Back & Seat, Armless

9SPPN – Barstool, Armless with Polymer Back and Seat

9SPUN – Barstool, Armless with Polymer Back and Upholstered Seat

9SUUN – Barstool, Armless with Upholstered Back and Seat

Features

Backrest and seat are ergonomically designed to offer optimal support and comfort.

Ideal for multi-purpose spaces, in corporate and educational environments.

Designed to unify any space, along with the high performance ergonomic chair, Zero7 and the Best of NeoCon multi-purpose chair, Zero9.

Backrest and seat are constructed of scratch-proof polymer with optional padded upholstered panel, with CFC free high density foam.

The frame of the chair is constructed of 18 gauge (11 mm) steel rod, and finished with an epoxy powder coat in gray.

The anti-panic tablet is made of Black polymer with the movement device in Black nylon.

The glides are made of polymer, functioning also as ganging clips.

Options

Polymer is available in one standard color: Black. Other color options are Gray, White, Blue, Beige, and Orange (minimum order of twenty).

Upholstery options are endless with our range of standard textiles, as well as the opportunity for Customer's Own Materials (#COM).

White epoxy powder coated steel frame.

Part #09HD-TABLT - Removable Anti-Panic Writing Tablet in Black polystyrene, 110" x 13" (255 mm x 330 mm), specify left or right at time of order, **add \$240 List**.

9HUUA

Upholstered Back & Seat, with Arms



Max Height	32.75"	830 mm
Max Width	22"	560 mm
Max Depth	22"	560 mm

Arm Height	26"	660 mm
Back Height	15"	380 mm

Seat Height	17.75"	450 mm
Seat Width	18.5"	470 mm
Seat Depth	17"	430 mm

Wt./Chair	15.5 lbs.	7 kg
Volume	19 ft ³	0.54 m ³
COM Fabric	0.75 yd	0.7 m
Per Carton	4	

Base Price | \$695

Fabric Grade	COM 1	2	COL 3	4	5	6	7	8	9	Leather
9HUUA (\$)	695	715	740	760	785	805	830	850	875	985

9HUUN

Upholstered Back & Seat, Armless



Max Height	32.75"	830 mm
Max Width	22"	560 mm
Max Depth	22"	560 mm

Arm Height	N/A	N/A
Back Height	15"	380 mm

Seat Height	17.75"	450 mm
Seat Width	18.5"	470 mm
Seat Depth	17"	430 mm

Wt./Chair	15.5 lbs.	7 kg
Volume	19 ft ³	0.54 m ³
COM Fabric	0.75 yd	0.7 m
Per Carton	4	

Base Price | \$625

Fabric Grade	COM 1	2	COL 3	4	5	6	7	8	9	Leather
9HUUN (\$)	625	650	670	695	715	740	760	785	805	920

Zero9 HD

Designed by Giovanni Baccolini

- 9HPPA** – Polymer Back and Seat, with Arms
- 9HPPN** – Polymer Back and Seat, Armless
- 9HPUA** – Polymer Back and Upholstered Seat, with Arms
- 9HPUN** – Polymer Back and Upholstered Seat, Armless
- 9HUUA** – Upholstered Back & Seat, with Arms
- 9HUUN** – Upholstered Back & Seat, Armless
- 9SPPN** – Barstool, Armless with Polymer Back and Seat
- 9SPUN** – Barstool, Armless with Polymer Back and Upholstered Seat
- 9SUUN** – Barstool, Armless with Upholstered Back and Seat

Features

Backrest and seat are ergonomically designed to offer optimal support and comfort.

Ideal for multi-purpose spaces, in corporate and educational environments.

Designed to unify any space, along with the high performance ergonomic chair, Zero7 and the Best of NeoCon multi-purpose chair, Zero9.

Backrest and seat are constructed of scratch-proof polymer with optional padded upholstered panel, with CFC free high density foam.

The frame of the chair is constructed of 18 gauge (11 mm) steel rod, and finished with an epoxy powder coat in gray.

The anti-panic tablet is made of Black polymer with the movement device in Black nylon.

The glides are made of polymer, functioning also as ganging clips.

Options

Polymer seat and back are available in six standard colors: Black, Gray, White, Blue, Beige, and Orange.

Upholstery options are endless with our range of standard textiles, as well as the opportunity for Customer's Own Materials (**#COM**).

White epoxy powder coated steel frame.

9SPPN

Barstool, Armless with Polymer Back and Seat



Max Height	41.5"	1050 mm
Max Width	22"	560 mm
Max Depth	22.5"	570 mm
Arm Height	N/A	N/A
Back Height	15"	380 mm
Seat Height	27.5"	700 mm
Seat Width	18.5"	470 mm
Seat Depth	17"	430 mm
Wt/Chair	30 lbs.	14 kg
Volume	20 ft³	0.57 m³
COM Fabric	0.75 yd	0.7 m
Per Carton	2	

Base Price \$615										
Fabric Grade	COM 1	2	COL 3	4	5	6	7	8	9	Leather
9SPPN (\$)	615	-	-	-	-	-	-	-	-	-

9SPUN

Barstool, Armless with Polymer Back and Upholstered Seat



Max Height	41.5"	1050 mm
Max Width	22"	560 mm
Max Depth	22.5"	570 mm
Arm Height	N/A	N/A
Back Height	15"	380 mm
Seat Height	27.5"	700 mm
Seat Width	18.5"	470 mm
Seat Depth	17"	430 mm
Wt/Chair	30 lbs.	14 kg
Volume	20 ft³	0.57 m³
COM Fabric	0.75 yd	0.7 m
Per Carton	2	

Base Price \$750										
Fabric Grade	COM 1	2	COL 3	4	5	6	7	8	9	Leather
9SPUN (\$)	750	760	775	785	800	810	820	835	845	900

9SUUN

Barstool, Armless with Upholstered Back and Seat



Max Height	41.5"	1050 mm
Max Width	22"	560 mm
Max Depth	22.5"	570 mm
Arm Height	N/A	N/A
Back Height	15"	380 mm
Seat Height	27.5"	700 mm
Seat Width	18.5"	470 mm
Seat Depth	17"	430 mm
Wt/Chair	30 lbs.	14 kg
Volume	20 ft³	0.57 m³
COM Fabric	0.75 yd	0.7 m
Per Carton	2	

Base Price \$645										
Fabric Grade	COM 1	2	COL 3	4	5	6	7	8	9	Leather
9SUUN (\$)	645	670	695	720	740	765	790	815	835	950

Flex Beam

3536-2 – Two Positions, Armless
3536-3 – Three Positions, Armless
3536-4 – Four Positions, Armless

- P = all Polymer
- U = with Upholstered Seat Pad
- F = Fully Upholstered

Features

Beam seating is available in two, three, and four seat versions, on a movable or fixed to the floor legs. The beam is constructed of 1.5" x 3" (40 mm x 80 mm), and both beam and legs are black powder coated steel.

Engineered polymer makes the Flex flexible in an intelligent way as the chair follows flawlessly with the movements of the body.

Flex seat shell is available in three versions: high gloss polymer, upholstered seat panel, and fully upholstered with ribbed stitch detail.

In all upholstered versions, chairs are padded with CFC free high resiliency polyurethane foam.

Legs for all models are made of steel that is chrome-plated.

Options

Engineered Polymer seat and back are available in nine standard high gloss colors: Black, White, Red, Green, Sand, Aqua, Terra, Gray, and Azure.

Laminate table tops, which are attached to the beam, in Borgo Standard Laminate, finishes.

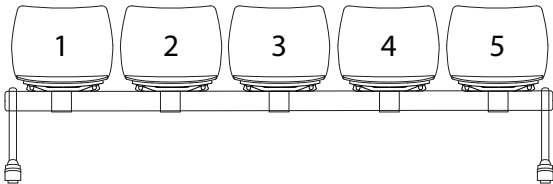
Contact Customer Service for Table Options.

Knock down (K/D) shipping option.



Seat Height	17.75" per chair	450 mm per chair
Seat Width	19" per chair	480 mm per chair
Seat Depth	17.75" per chair	450 mm per chair
Arm Height	N/A	N/A
Table Width	-	-
Table Depth	-	-

Seat and Table Position Chart



At time of order please note position of tables using the numbers on the chart above.

3536-2		COM		COL								Leather
Two Positions, Armless		Fabric Grade	1	2	3	4	5	6	7	8	9	
		P Price (\$)	1245	-	-	-	-	-	-	-	-	
Overall Dimensions		U Price (\$)	1410	1435	1460	1485	1510	1535	1555	1580	1605	
H 30.7" (780 mm) W 37.8" (960 mm) D 23.2" (590 mm)		F Price (\$)	1615	1655	1690	1739	1765	1800	1840	1875	1915	

3536-3		COM		COL								Leather
Three Positions, Armless		Fabric Grade	1	2	3	4	5	6	7	8	9	
		P Price (\$)	1805	-	-	-	-	-	-	-	-	
Overall Dimensions		U Price (\$)	2035	2070	2110	2145	2185	2220	2255	2295	2330	
H 30.7" (780 mm) W 56.7" (1440 mm) D 23.2" (590 mm)		F Price (\$)	2325	2375	2420	2470	2520	2570	2620	2670	2720	

3536-4		COM		COL								Leather
Four Positions, Armless		Fabric Grade	1	2	3	4	5	6	7	8	9	
		P Price (\$)	2265	-	-	-	-	-	-	-	-	
Overall Dimensions		U Price (\$)	2560	2610	2660	2710	2865	2915	2965	3015	3065	
H 30.7" (780 mm) W 76.6" (1920 mm) D 23.2" (590 mm)		F Price (\$)	2895	2955	3015	3080	3140	3205	3265	2235	3390	

Kentra Beam

- 1875-2 – Two Positions, Armless
- 1875-3 – Three Positions, Armless
- 1875-4 – Four Positions, Armless
- 1875-5 – Five Positions, Armless

- P = all Polymer
- U = with Upholstered Seat Pad
- F = with Upholstered Seat Pad and Back Panel

Features

Beam seating is available in two, three, four, and five versions. The beam is constructed of 1.5" x 3" (40 mm x 80 mm) black powder coated frame, with tubular steel legs equipped with glides.

Black powder coated frame.

Polypropylene perforated back for airflow and polypropylene seat with a waterfall front edge seat to alleviate pressure from the back of the thighs.

Polypropylene seat pan hides any visible fasteners.

Options

Polypropylene back and seat are available in one standard color: Black. Other color options are Blue, Gray, Red, and White.

Laminate table tops, which are attached to the beam, in Borgo Standard Laminate, finishes.

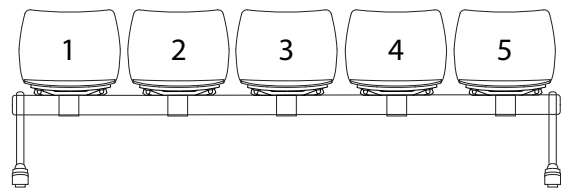
Contact Customer Service for Table Options.

Knock down (K/D) shipping option.



Seat Height	18.5" per chair	450 mm per chair
Seat Width	18.5" per chair	540 mm per chair
Seat Depth	16.5" per chair	430 mm per chair
Arm Height	N/A	N/A
Table Width	-	-
Table Depth	-	-

Seat and Table Position Chart



At time of order please note position of tables using the numbers on the chart above.

1875-2		COM		COL								Leather
Two Positions, Armless		Fabric Grade	1	2	3	4	5	6	7	8	9	
Overall Dimensions		P Price (\$)	995	-	-	-	-	-	-	-	-	
H 31" (790 mm) W 42.1" (1070 mm) D 22.5" (570 mm)		U Price (\$)	1145	1175	1205	1235	1265	1295	1325	1355	1385	
		F Price (\$)	1295	1355	1415	1475	1535	1595	1655	1715	1775	

1875-3		COM		COL								Leather
Three Positions, Armless		Fabric Grade	1	2	3	4	5	6	7	8	9	
Overall Dimensions		P Price (\$)	1310	-	-	-	-	-	-	-	-	
H 31" (790 mm) W 63.2" (1605 mm) D 22.5" (570 mm)		U Price (\$)	1535	1625	1715	1805	1895	1985	2075	2165	2255	
		F Price (\$)	1760	1940	2120	2300	2480	2660	2840	3020	3200	

1875-4		COM		COL								Leather
Four Positions, Armless		Fabric Grade	1	2	3	4	5	6	7	8	9	
Overall Dimensions		P Price (\$)	1625	-	-	-	-	-	-	-	-	
H 31" (790 mm) W 84.3" (2140 mm) D 22.5" (570 mm)		U Price (\$)	1925	2225	2525	2855	3125	3425	3725	4025	4325	
		F Price (\$)	2225	2825	3425	4025	4625	5225	5825	6425	7025	

1875-5		COM		COL								Leather
Five Positions, Armless		Fabric Grade	1	2	3	4	5	6	7	8	9	
Overall Dimensions		P Price (\$)	1925	-	-	-	-	-	-	-	-	
H 31" (790 mm) W 105.3" (2675 mm) D 22.5" (570 mm)		U Price (\$)	2300	2450	2600	2750	2900	3050	3200	3350	3500	
		F Price (\$)	2675	2975	3275	3575	3875	4175	4475	4775	5075	

Kentra Beam

- 1874-2A – Two Positions, with Arms
- 1874-3A – Three Positions, with Arms
- 1874-4A – Four Positions, with Arms
- 1874-5A – Five Positions, with Arms

- P = all Polymer
- U = with Upholstered Seat Pad
- F = with Upholstered Seat Pad and Back Panel



Features

Beam seating is available in two, three, four, and five versions. The beam is constructed of 1.5" x 3" (40 mm x 80 mm) black powder coated frame, with tubular steel legs equipped with glides.

Black powder coated frame.

Polypropylene perforated back for airflow and polypropylene seat with a waterfall front edge seat to alleviate pressure from the back of the thighs.

Polypropylene seat pan hides any visible fasteners.

Black nylon loop arms.

Seat Height	18.5" per chair	450 mm per chair
Seat Width	18.5" per chair	540 mm per chair
Seat Depth	16.5" per chair	430 mm per chair

Arm Height	26.75"	680 mm
Table Width	-	-
Table Depth	-	-

Options

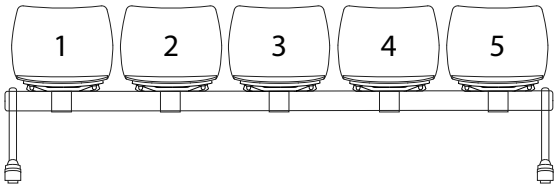
Polypropylene back and seat are available in one standard color: Black. Other color options are Blue, Gray, Red, and White.

Laminate table tops, which are attached to the beam, in Borgo Standard Laminate, finishes.

Contact Customer Service for Table Options.

Knock down (K/D) shipping option.

Seat and Table Position Chart



At time of order please note position of tables using the numbers on the chart above.

1874-2A

Two Positions, with Two Arms

	COM		COL									
	Fabric Grade	1	2	3	4	5	6	7	8	9	Leather	
	P Price (\$)	1075	-	-	-	-	-	-	-	-	-	
Overall Dimensions	U Price (\$)	1225	1255	1285	1315	1345	1375	1405	1435	1465	1545	
H 31" (790 mm) W 53.5" (1360 mm) D 22.5" (570 mm)	F Price (\$)	1375	1435	1495	1555	1615	1675	1735	1795	1855	2015	

1874-3A

Three Positions, with Two Arms

	COM		COL									
	Fabric Grade	1	2	3	4	5	6	7	8	9	Leather	
	P Price (\$)	1390	-	-	-	-	-	-	-	-	-	
Overall Dimensions	U Price (\$)	1615	1705	1795	1885	1965	2065	2155	2235	2335	2455	
H 31" (790 mm) W 80.3" (2040 mm) D 22.5" (570 mm)	F Price (\$)	1840	1920	2200	2380	2560	2740	2920	3100	3280	3520	

1874-4A

Four Positions, with Two Arms

	COM		COL									
	Fabric Grade	1	2	3	4	5	6	7	8	9	Leather	
	P Price (\$)	1705	-	-	-	-	-	-	-	-	-	
Overall Dimensions	U Price (\$)	2005	2305	2605	2935	3205	3505	3805	4105	4405	4705	
H 31" (790 mm) W 107.1" (2720 mm) D 22.5" (570 mm)	F Price (\$)	2305	2905	3505	4105	4705	5305	5905	6505	7105	7425	

1874-5A

Five Positions, with Two Arms

	COM		COL									
	Fabric Grade	1	2	3	4	5	6	7	8	9	Leather	
	P Price (\$)	2005	-	-	-	-	-	-	-	-	-	
Overall Dimensions	U Price (\$)	2380	2530	2640	2830	2980	3130	3280	3430	3580	3780	
H 31" (790 mm) W 1339" (3400 mm) D 22.5" (570 mm)	F Price (\$)	2755	3055	3355	3655	3955	4255	4555	4835	5155	5555	

Mariquita Beam

- 1654-2 – Two Positions
- 1654-3 – Three Positions
- 1654-4 – Four Positions
- 1654-5 – Five Positions

Features

Beam seating is available in two, three, four, and five versions. The beam is constructed of 1.5" x 3" (40 mm x 80 mm) black powder coated frame, with tubular steel legs equipped with glides.

Molded UV resistant polypropylene seat and back gently hugs the user's body.

Seat is designed with a center hole to prevent liquid stagnation.

Gray plastic circular cap detail.

Options

Polypropylene shell is available in two standard colors: Black and Red. Other color options are White, Blue, Olive Green, Brown, Fuchsia, and Sky Blue.

Laminate table tops, which are attached to the beam, in Borgo Standard Laminate, finishes.

Contact Customer Service for Table Options.

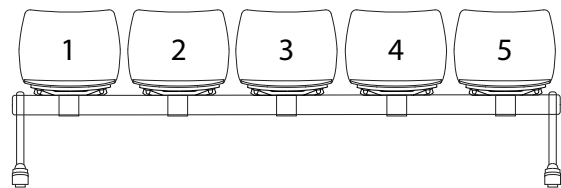
Knock down (K/D) shipping option.



Seat Height	16.5" per chair	415 mm per chair
Seat Width	19" per chair	480 mm per chair
Seat Depth	16" per chair	410 mm per chair

Arm Height	N/A	N/A
Table Width	-	-
Table Depth	-	-

Seat and Table Position Chart



At time of order please note position of tables using the numbers on the chart above.

<div>1654-2</div> <div>Two Positions</div>	COM		COL									
	Fabric Grade	1	2	3	4	5	6	7	8	9	Leather	
	Price (\$)	755	-	-	-	-	-	-	-	-	-	
<div>Overall Dimensions</div> <div>H 30" (760 mm) W 46.1" (1170 mm) D 24" (610 mm)</div>												

<div>1654-3</div> <div>Three Positions</div>	COM		COL									
	Fabric Grade	1	2	3	4	5	6	7	8	9	Leather	
	Price (\$)	1035	-	-	-	-	-	-	-	-	-	
Overall Dimensions												
H 30" (760 mm) W 69.1" (1755 mm) D 24" (610 mm)												

<div>1654-4</div> <div>Four Positions</div>	COM		COL									
	Fabric Grade	1	2	3	4	5	6	7	8	9	Leather	
	Price (\$)	1275	-	-	-	-	-	-	-	-	-	
<div>Overall Dimensions</div> <div>H 30" (760 mm) W 92.1" (2340 mm) D 24" (610 mm)</div>												

<div>1654-5</div> <div>Five Positions</div>	COM		COL									
	Fabric Grade	1	2	3	4	5	6	7	8	9	Leather	
	Price (\$)	1490	-	-	-	-	-	-	-	-	-	
Overall Dimensions												
H 30" (760 mm)		W 115.2" (2925 mm)		D 24" (610 mm)								

Tazza Beam

1654-2 – Two Positions
1654-3 – Three Positions
1654-4 – Four Positions
1654-5 – Five Positions

-P = all Polymer
-U = with Upholstered Seat Pad

Features

Beam seating is available in two, three, four, and five seat versions on movable or fixed to the floor legs. The beam is constructed of 1.5" x 3" (40 mm x 80 mm), and both beam and legs are Black powder coated steel.

The Tazza shell is ergonomically designed, contouring to the sitter's body, offering back support and a waterfall front edge seat to alleviate pressure from the back of the thighs.

Seat shell is made of injection-molded polypropylene.

Upholstered seats are padded with CFC free high-density, high-resiliency polyurethane foam.

Options

Polymer shell is available in four standard colors: Black, Gray, Bone, and Mustard

Laminate table tops, which are attached to the beam, in Borgo Standard Laminate, finishes.

Contact Customer Service for Table Options.

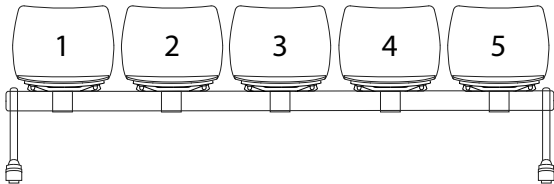
Knock down (K/D) shipping option.



Seat Height	17.5" per chair	440 mm per chair
Seat Width	18" per chair	460 mm per chair
Seat Depth	16" per chair	405 mm per chair

Arm Height	N/A	N/A
Table Width	-	-
Table Depth	-	-

Seat and Table Position Chart



At time of order please note position of tables using the numbers on the chart above.

8298-2

Two Positions

<div>8298-2</div> <div>Two Positions</div>			COM		COL							
	Fabric Grade	1	2	3	4	5	6	7	8	9	Leather	
	P Price (\$)	515	-	-	-	-	-	-	-	-	-	
	U Price (\$)	710	725	740	755	775	790	805	820	835	910	
Overall Dimensions												
H 30" (760 mm)		W 36.2" (920 mm)		D 19.5" (495 mm)								

Overall Dimensions

H 30" (760 mm) W 36.2" (920 mm) D 19.5" (495 mm)

8298-3

Three Positions

8298-3		COM		COL								
Three Positions		Fabric Grade	1	2	3	4	5	6	7	8	9	Leather
		P Price (\$)	670	-	-	-	-	-	-	-	-	-
Overall Dimensions		U Price (\$)	940	970	1005	1035	1065	1095	1125	1155	1185	1335

Overall Dimensions

H 30" (760 mm) W 54.3" (1380 mm) D 19.5" (495 mm)

8298-4

Four Positions

Overall Dimensions	8298-4	COM		COL								
	Four Positions	Fabric Grade	1	2	3	4	5	6	7	8	9	Leather
		P Price (\$)	810	-	-	-	-	-	-	-	-	-
		U Price (\$)	1110	1140	1170	1200	1230	1260	1290	1315	1345	1490

Overall Dimensions

H 30" (760 mm) W 72.4" (1840 mm) D 19.5" (495 mm)

8298-5

Five Positions

Overall Dimensions	8298-5	COM		COL								
	Five Positions	Fabric Grade	1	2	3	4	5	6	7	8	9	Leather
		P Price (\$)	965	-	-	-	-	-	-	-	-	-
		U Price (\$)	1310	1355	1400	1450	1495	1540	1585	1630	1680	1900

Overall Dimensions

H 30" (760 mm) W 90.6" (2300 mm) D 19.5" (495 mm)

Union Beam

- 517-2 – Two Positions, Armless
- 517-3 – Three Positions, Armless
- 517-4 – Four Positions, Armless
- 517-5 – Five Positions, Armless

- S = Steel Plated
- F = Fully Upholstered

Features

Design ideal for airports, train and bus stations, as well as any public waiting areas.

Available as a two, three, four, and five seat beam.

Five seat beams are comprised of two beams, connected with a steel bracket.

Seat and back are made of high quality cold-rolled perforated steel plate (2.5 mm) thick, with polished aluminum trim.

Optional upholstered and padded back and seat, with CFC free polyurethane molded foam.

Seats are mounted with 2.5 mm thick mounting brackets.

Armrest and legs are made of die-casted aluminum.

Beam is made of 0.79" (2 mm) thick rectangular steel.

All steel components are powder coated in Silver Gray finish.

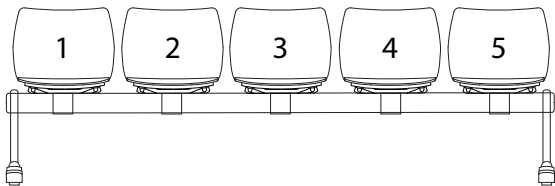
Options

- Part #517GF - Glides for Fixing to the Floor (set of two), **add \$20 List.**
- Part #517A - Die Cast Aluminum Armrest, **add \$200 List.**
- Part #517CB - Metal Beam Back-to-Back Connectors, **add \$150 List.**
- Part #517PG - Arms, Legs, and Seat Trim powder coated Silver Gray, No Charge.
- Laminate table tops, which are attached to the beam, in Borgo Standard Laminate, finishes.
- Contact Customer Service for Table Options.
- Knock down (K/D) shipping option.



Seat Height	16.5"	420 mm
Seat Width	21.65" / per seat	550 mm / per seat
Seat Depth	18.5"	470 mm
Arm Height	N/A	N/A

Seat and Table Position Chart



At time of order please note position of tables using the numbers on the chart above.

517-2 Two Positions, Armless	COM		COL								
	Fabric Grade	1	2	3	4	5	6	7	8	9	Leather
	S Price (\$)	1150	-	-	-	-	-	-	-	-	-
	F Price (\$)	1540	1560	1580	1605	1625	1645	1665	1685	1705	1745
Overall Dimensions											
H 31.5" (800 mm) W 51" (1295 mm) D 26.5" (675 mm)											

517-3 Three Positions, Armless	COM		COL								
	Fabric Grade	1	2	3	4	5	6	7	8	9	Leather
	S Price (\$)	1565	-	-	-	-	-	-	-	-	-
	F Price (\$)	2155	2195	2235	2275	2315	2355	2395	2440	2480	2560
Overall Dimensions											
H 31.5" (800 mm) W 72.6" (1845 mm) D 26.5" (675 mm)											

517-4 Four Positions, Armless	COM		COL								
	Fabric Grade	1	2	3	4	5	6	7	8	9	Leather
	S Price (\$)	1965	-	-	-	-	-	-	-	-	-
	F Price (\$)	2760	2825	2885	2945	3005	3065	3130	3190	3250	3370
Overall Dimensions											
H 31.5" (800 mm) W 94.3" (2395 mm) D 26.5" (675 mm)											

517-5 Five Positions, Armless	COM		COL								
	Fabric Grade	1	2	3	4	5	6	7	8	9	Leather
	S Price (\$)	2640	-	-	-	-	-	-	-	-	-
	F Price (\$)	3545	3620	3695	3765	3840	3915	3985	4060	4135	4280
Overall Dimensions											
H 31.5" (800 mm) W 116" (2945 mm) D 26.5" (675 mm)											

Union Beam

- 517-2A – Two Positions, with Three Arms
- 517-3A – Three Positions, with Four Arms
- 517-4A – Four Positions, with Five Arms
- 517-5A – Five Positions, with Six Arms

- S = Steel Plated
- F = Fully Upholstered

Features

Design ideal for airports, train and bus stations, as well as any public waiting areas.

Available as a two, three, four, and five seat beam.

Five seat beams are comprised of two beams, connected with a steel bracket.

Seat and back are made of high quality cold-rolled perforated steel plate (2.5 mm) thick, with polished aluminum trim.

Optional upholstered and padded back and seat, with CFC free polyurethane molded foam.

Seats are mounted with 2.5 mm thick mounting brackets.

Armrest and legs are made of die-casted aluminum.

Beam is made of 0.79" (2 mm) thick rectangular steel.

All steel components are powder coated in Silver Gray finish.

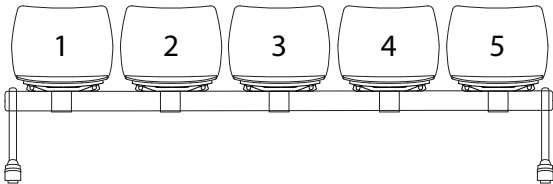
Options

- Part #517GF - Glides for Fixing to the Floor (set of two), **add \$20 List.**
- Part #517A - Die Cast Aluminum Armrest, **add \$200 List.**
- Part #517CB - Metal Beam Back-to-Back Connectors, **add \$150 List.**
- Part #517PG - Arms, Legs, and Seat Trim powder coated Silver Gray, No Charge.
- Laminate table tops, which are attached to the beam, in Borgo Standard Laminate, finishes.
- Contact Customer Service for Table Options.
- Knock down (K/D) shipping option.



Seat Height	16.5"	420 mm
Seat Width	21.65" / per seat	550 mm / per seat
Seat Depth	18.5"	470 mm
Arm Height	23.8"	605 mm

Seat and Table Position Chart



At time of order please note position of tables using the numbers on the chart above.

<div>517-2A</div> <div>Two Positions, with Three Arms</div> <div>Overall Dimensions</div> <div>H 31.5" (800 mm) W 53" (1345 mm) D 26.5" (675 mm)</div>	COM		COL								
	Fabric Grade	1	2	3	4	5	6	7	8	9	Leather
	S Price (\$)	1705	-	-	-	-	-	-	-	-	-
	F Price (\$)	2055	2295	2320	2340	2360	2380	2400	2420	2440	2480

<div>517-3A</div> <div>Three Positions, with Four Arms</div> <div>Overall Dimensions</div> <div>H 31.5" (800 mm) W 74.6" (1895 mm) D 26.5" (675 mm)</div>	COM		COL								
	Fabric Grade	1	2	3	4	5	6	7	8	9	Leather
	S Price (\$)	2520	-	-	-	-	-	-	-	-	-
	F Price (\$)	3105	3145	3185	3230	3270	3310	3350	3390	3430	3515

<div>517-4A</div> <div>Four Positions, with Five Arms</div>	COM		COL								Leather	
	Fabric Grade	1	2	3	4	5	6	7	8	9		
	S Price (\$)	2860	-	-	-	-	-	-	-	-		
	F Price (\$)	3580	3635	3690	3745	3800	3855	3910	3965	4020		4130
	H 31.5" (800 mm) W 96.3" (2445 mm) D 26.5" (675 mm)											

<div>517-5A</div> <div>Five Positions, with Six Arms</div>			COM		COL								
	Fabric Grade		1	2	3	4	5	6	7	8	9	Leather	
	S Price (\$)		4380	-	-	-	-	-	-	-	-	-	
	F Price (\$)		4860	4935	5005	5080	5155	5225	5300	5375	5450	5595	
	Overall Dimensions												
H 31.5" (800 mm) W 118" (2995 mm) D 26.5" (675 mm)													

Boheme

- 2640 – Fixed Four Leg Base
- 2641 – Four Leg Swivel Base, with Casters (C)
- 2642 – Height Adjustable Trumpet Base
- 2643 – Height Adjustable Four Leg Spoke Base

Features

3D molded multi-layer beech wood shell, 0.4" (11 mm).

Seat cushion is padded with CFC free, high-resiliency, high-density polyurethane foam, and fixed to the wood shell with screws.

Fixed Four Leg Base is made of chrome-plated steel with self-leveling glides (Model #2640).

Four Leg Swivel Base with Casters is height adjustable with 360 degrees swivel. Dual wheel casters for soft floors are standard. Gas cylinder and base are in polished finish (Model #2641-C).

Height adjustable bases are achieved with a pneumatic gas cylinder with 4" (100 mm) of height adjustment.

Options

Wood Stain Finishes are available in six standard colors: Natural, English Oak, Cherry, Mahogany, Espresso Black and Ebony.

Part #2640-CS - Custom wood stains to match (minimum order of fifty), add \$170 list.

Part #2461-G Glides for Four Leg Swivel Base model (Model #2641), add \$65 List.

2640

Fixed Four Leg Base



Max Height	31.75"	810 mm
Max Width	24.75"	630 mm
Max Depth	22"	560 mm
Arm Height	29"	705 mm
Back Height	15.5"	395 mm
Seat Height	17.75"	450 mm
Seat Width	19"	485 mm
Seat Depth	17.5"	445 mm
Wt/Chair	23 lbs.	11 kg
Volume	12 ft³	0.34 m³
COM Fabric	0.75 yd	0.7 m
Per Carton	1	

Base Price \$2460										
Fabric Grade	COM 1	2	COL 3	4	5	6	7	8	9	Leather
Price (\$)	2460	2480	2500	2515	2535	2555	2570	2590	2610	2695

2641

Four Leg Swivel Base, with Casters (C)



Max Height	33"	840 mm
Max Width	24.75"	630 mm
Max Depth	21.75"	550 mm
Arm Height	27.75"	735 mm
Back Height	15.5"	395 mm
Seat Height	18"	460 mm
Seat Width	19"	485 mm
Seat Depth	17.5"	445 mm
Wt/Chair	27.5 lbs.	12.5 kg
Volume	12 ft³	0.34 m³
COM Fabric	0.75 yd	0.7 m
Per Carton	1	

Base Price \$2635										
Fabric Grade	COM 1	2	COL 3	4	5	6	7	8	9	Leather
Price (\$)	2635	2655	2675	2690	2710	2730	2745	2765	2785	2870

Boheme

- 2640** – Fixed Four Leg Base
- 2641** – Four Leg Swivel Base, with Casters (C)
- 2642** – Height Adjustable Trumpet Base
- 2643** – Height Adjustable Four Leg Spoke Base

Features

3D molded multi-layer beech wood shell, 0.4" (11 mm).
Seat cushion is padded with CFC free, high-resiliency, high-density polyurethane foam, and fixed to the wood shell with screws.
Height Adjustable Trumpet Base is chrome-plated (Model #2642).
Height Adjustable Four Leg Spoke Base is chrome-plated (Model #2643).
Height adjustable bases are achieved with a pneumatic gas cylinder with 4" (100 mm) of height adjustment.

Options

Wood Stain Finishes are available in six standard colors: Natural, English Oak, Cherry, Mahogany, Espresso Black and Ebony.
Part #2640-CS - Custom wood stains to match (minimum order of fifty), **add \$170 list**.
Part #2461-G Glides for Four Leg Swivel Base model (Model #2641), **add \$65 List**.

2642

Height Adjustable Trumpet Base



Max Height	28.5-32.5"	720-820 mm
Max Width	24.75"	630 mm
Max Depth	21.75"	550 mm
Arm Height	25-29"	635-735 mm
Back Height	15.5"	395 mm
Seat Height	14-18"	360-460 mm
Seat Width	19"	485 mm
Seat Depth	17.5"	445 mm
Wt./Chair	34 lbs.	15.25 kg
Volume	12 ft ³	0.34 m ³
COM Fabric	0.75 yd	0.7 m
Per Carton	1	

Base Price | \$3035

Fabric Grade	COM 1	2	COL 3	4	5	6	7	8	9	Leather
Price (\$)	3035	3050	3070	3090	3105	3125	3145	3160	3180	3270

2643

Height Adjustable Four Leg Spoke Base



Max Height	28.75-32.75"	730-830 mm
Max Width	27.5"	700 mm
Max Depth	27.5"	700 mm
Arm Height	25.75-29.75"	655-755 mm
Back Height	15.5"	395 mm
Seat Height	15-19"	380-480 mm
Seat Width	19"	485 mm
Seat Depth	17.5"	445 mm
Wt./Chair	27.5 lbs.	12.5 kg
Volume	14 ft ³	0.39 m ³
COM Fabric	0.75 yd	0.7 m
Per Carton	1	

Base Price | \$2770

Fabric Grade	COM 1	2	COL 3	4	5	6	7	8	9	Leather
Price (\$)	2770	2790	2810	2825	2845	2865	2880	2900	2920	3005

Fila

3450 – Armless Chair
3451 – Arm Chair

Features

- Chair is constructed of a solid beech wood frame.
- All wood is kiln dried or air dried to ensure the integrity of the frame.
- Back and seat are constructed of rows of spaced wood strips.
- Arms are made of solid wood, supported by metal Silver Gray powder coated rods.
- White nylon glides.

Options

Contact Customer Service for custom wood stains.



3450
Armless Chair

Max Height	33.5"	850 mm
Max Width	25.5"	650 mm
Max Depth	19.75"	500 mm
Arm Height	N/A	N/A
Back Height	17.25"	440 mm
Seat Height	18"	460 mm
Seat Width	19"	480 mm
Seat Depth	14"	355 mm
Wt/Chair	16 lbs.	7.25 kg
Volume	16 ft ³	0.45 m ³
COM Fabric	N/A	N/A
Per Carton	1	

Base Price \$1200										
Fabric Grade	COM 1	2	COL 3	4	5	6	7	8	9	Leather
Price (\$)	1200	-	-	-	-	-	-	-	-	-



3451
Arm Chair

Max Height	33.5"	850 mm
Max Width	25.5"	650 mm
Max Depth	19.75"	500 mm
Arm Height	25.5"	650 mm
Back Height	17.25"	440 mm
Seat Height	18"	460 mm
Seat Width	19"	480 mm
Seat Depth	14"	355 mm
Wt/Chair	16 lbs.	7.25 kg
Volume	16 ft ³	0.45 m ³
COM Fabric	N/A	N/A
Per Carton	1	

Base Price \$1495										
Fabric Grade	COM 1	2	COL 3	4	5	6	7	8	9	Leather
Price (\$)	1495	-	-	-	-	-	-	-	-	-

Jendra

3614 – High Back: TC1 Tilt Control | MT1 Multi-Tilt Control

3604 – Mid Back: TC1 Tilt Control | MT1 Multi-Tilt Control

3634 – Drafting Stool: TC1 Tilt Control

Features

Fully upholstered outer back.

Contoured molded high-density foam seat and back with lumbar support.

Waterfall front edge seat design reduces pressure at the back of the knees allowing for proper blood circulation.

Can support the MT1, TC1, and KT3 mechanisms.

Bicycle T-arm (#UAB) with urethane arm pads with a 3" (80 mm) height adjustability.

Seat swivel and height adjustment is obtained by a 4.0" (100 mm) pneumatic gas cylinder or a 3" (80 mm) pneumatic gas cylinder on the KT3 model.

10.5" (270 mm) pneumatic gas cylinder on the Drafting Stool model with adjustable height foot ring (Model #3634).

Nylon Black base is standard.

Carpet Twin-Wheel Casters (#VTW).

Black finish standard on mechanism, base, and casters.

Options

#3620 Shallow seat at no up charge (seat width: 18" (460 mm) seat depth: 16.5" (420 mm)).

#3625 Medium seat at no up charge (seat width: 19" (480 mm) seat depth: 20" (510 mm)).

Energy Absorbing Foam Seat (#EAFS) only, **add \$90 List.**

Energy Absorbing Foam Seat and Back (#EAFSB) for the Mid Back model only (Model #3604 & 3634), **add \$170 List.**

Internal Back Height Adjustment (#IBC) only on MT1 and ST1 mechanism, , **add \$70 List.**

Sliding Seat Pan (#SSP) 3" (80 mm) includes larger base only on MT1 mechanism only, **add \$70 List.**

Adjustable Width (#AW) arm adapter, only with use of UAL, UAB arms, **add \$50 List.**

Pivot Adjustable Arms (#PAA) used only with T-Arms, **add \$50 List.**

Swivel Pivot Arms (#SPA) used only with T-Arms, **add \$50 List.**

Adjustable Lumbar Support (#ALS), **add \$95 List.**

Part #LHP - Lumbar Headrest Pillow, **add \$55 List.**

For additional Caster options, see page 125.

For additional Pneumatic Gas Cylinder options, see page 126.

For additional Arm options, see page 127.

For Mechanism Features and Options, see page 129.

For dual tone seat and back upholstery, please specify at time of order.

3614

High Back



Max Height	42.5-47.5"	1080-1210 mm
Max Width	25.5"	650 mm
Max Depth	27"	685 mm

Arm Height	25.25-32.25"	640-820 mm
Back Height	25-28"	635-710 mm

Seat Height	18.75-22.75"	475-575 mm
Seat Width	20.5"	520 mm
Seat Depth	19.25"	490 mm

Wt./Chair	44 lbs.	20 kg
Volume	19 ft ³	0.54 m ³
COM Fabric	2.25 yd	2.1 m
Per Carton	2	

Base Price | \$700

Fabric Grade	COM 1	2	COL 3	4	5	6	7	8	9	Leather
TC1 Price (\$)	700	745	790	835	880	930	975	1020	1065	1290
MT1 Price (\$)	805	850	895	940	985	1035	1080	1125	1170	1395

3604

Mid Back



Max Height	34.5-39.5"	875-1005 mm
Max Width	25.5"	650 mm
Max Depth	27"	685 mm

Arm Height	25.25-32.25"	640-820 mm
Back Height	19.25-22.5"	495-575 mm

Seat Height	18.75-22.75"	475-575 mm
Seat Width	20.5"	520 mm
Seat Depth	19.25"	490 mm

Wt./Chair	43 lbs.	19.5 kg
Volume	19 ft ³	0.54 m ³
COM Fabric	1.75 yd	1.7 m
Per Carton	2	

Base Price | \$665

Fabric Grade	COM 1	2	COL 3	4	5	6	7	8	9	Leather
TC1 Price (\$)	665	705	745	780	820	860	900	940	980	1170
MT1 Price (\$)	765	805	845	885	925	965	1005	1040	1080	1275

3634

Drafting Stool



Max Height	39.5-50"	1005-1270 mm
Max Width	25.5"	650 mm
Max Depth	27"	685 mm

Arm Height	29.5-36.5"	750-930 mm
Back Height	19.5-22.5"	495-575 mm

Seat Height	25-35"	635-890 mm
Seat Width	20.5"	520 mm
Seat Depth	19.25"	490 mm

Wt./Chair	38 lbs.	17.5 kg
Volume	19 ft ³	0.54 m ³
COM Fabric	1.75 yd	1.7 m
Per Carton	1	

Base Price | \$825

Fabric Grade	COM 1	2	COL 3	4	5	6	7	8	9	Leather
TC1 Price (\$)	825	875	925	975	1025	1075	1125	1175	1225	1470

L'Aqua

5271 – High Back

5272 – Mid Back

-M = Mesh Seat

-U = Upholstered Seat

Features

Breathable knitted mesh back moves with the user, providing flexible and continuous support with air flow.

Seat is available upholstered and padded with CFC free, high-density and high-resiliency polyurethane foam.

Waterfall front edge seat design reduces pressure at the back of the knees allowing for proper blood circulation.

Adjustable lumbar support is easily adjusted by the push of two buttons.

Back angle adjustment, with back tension adjustment.

High Back model has height and pivoting adjustable headrest in Black mesh (Model #5271).

3" (80 mm) height adjustable arms, with Swivel Pivot Arms (#SPA).

Height adjustment is easily operated through a lever in the armrest.

3" (80 mm) pneumatic gas height adjustment.

Sliding Seat Pan (#SSP) allows for 2" (50 mm) of seat depth adjustment.

Aluminum polished five-star base.

Carpet Twin-Wheel Casters (#VTW).

Options

Seat is available in fabric or Black mesh.

Knock down (K/D) shipping option.

For additional Caster options, see page 125.

For additional Pneumatic Gas Cylinder options, see page 126.

5271

High Back



Max Height	43.5-48.5"	1105-1230 mm
Max Width	26.75"	680 mm
Max Depth	27"	685 mm

Arm Height	24-27"	610-685 mm
Back Height	27-29"	685-735 mm

Seat Height	16.5-19.5"	420-495 mm
Seat Width	19"	485 mm
Seat Depth	16.5-18.5"	420-470 mm

Wt/Chair	47 lbs.	21 kg
Volume	21 ft ³	0.6 m ³
COM Fabric	yd	m
Per Carton	1	

Base Price | \$1370

Fabric Grade	COM 1	2	COL 3	4	5	6	7	8	9	Leather
M Price (\$)	1370	-	-	-	-	-	-	-	-	-
U Price (\$)	1505	1520	1535	1555	1570	1590	1605	1620	1640	1720

5272

Mid Back



Max Height	39.5-42.5"	1005-1080 mm
Max Width	26.75"	680 mm
Max Depth	27"	685 mm

Arm Height	24-27"	610-685 mm
Back Height	23"	585 mm

Seat Height	16.5-19.5"	420-495 mm
Seat Width	19"	485 mm
Seat Depth	16.5-18.5"	420-470 mm

Wt/Chair	44 lbs.	20 kg
Volume	19 ft ³	0.54 m ³
COM Fabric	yd	m
Per Carton	1	

Base Price | \$1275

Fabric Grade	COM 1	2	COL 3	4	5	6	7	8	9	Leather
M Price (\$)	1275	-	-	-	-	-	-	-	-	-
U Price (\$)	1410	1425	1445	1460	1475	1495	1510	1530	1545	1630

Link

Designed by Giovanni Baccolini

1053 – High Back

1054 – Mid Back

-**PMB** = with Synchro Control

-**PMB-SSP** = with Synchro Control with Sliding Seat Pan

Features

Breathable knitted mesh back moves with the user, providing flexible and continuous support with air flow.

Waterfall front edge seat design reduces pressure at the back of the knees allowing for proper blood circulation.

Seat is upholstered and padded with CFC free, high-density and high-resiliency polyurethane foam.

Adjustable lumbar support with 2" (50 mm) total stroke.

Tilting movements of the chair uses synchro multi-block, "fine" tilting PMB adjustment and anti-return safety system.

High Back model has a polyurethane foam headrest (Model #1053).

2D Adjustable Arms (#**UA2D**).

Seat swivel and height adjustment is obtained by a 4" (100 mm) pneumatic gas cylinder.

Carpet Twin-Wheel Casters (#**VTW**).

Black finish standard on mechanism, base, and casters.

Options

Part #**MSS** - Comfort Seat with Micro-Springs and Stitch Seam, add \$155 List.

For additional Caster options, see page 125.

For additional Pneumatic Gas Cylinder options, see page 126.

For additional Arm options, see page 127.

For Mechanism Features and Options, see page 129.

1053

High Back



Max Height	44.5-49.5"	1130-1260 mm
Max Width	23.75"	600 mm
Max Depth	24.5"	620 mm

Arm Height	24-33.75"	610-860 mm
Back Height	27"	685 mm

Seat Height	16-21.25"	410-540 mm
Seat Width	19.25"	490 mm
Seat Depth	18.5"	470 mm

Wt/Chair	55 lbs.	25 kg
Volume	17 ft ³	0.48 m ³
COM Fabric	0.8 yd	0.7 m
Per Carton	1	

Base Price | \$1230

Fabric Grade	COM 1	2	COL 3	4	5	6	7	8	9	Leather
PMP Price (\$)	1230	1250	1265	1280	1300	1315	1330	1350	1365	1445
PMB-SSP Price (\$)	1260	1280	1295	1310	1330	1345	1360	1380	1395	1475

1054

Mid Back



Max Height	39-44"	990-1120 mm
Max Width	23.75"	600 mm
Max Depth	22"	560 mm

Arm Height	24-33.75"	610-860 mm
Back Height	21.25"	540 mm

Seat Height	16-21.25"	410-540 mm
Seat Width	19.25"	490 mm
Seat Depth	18.5"	470 mm

Wt/Chair	53 lbs.	24 kg
Volume	16 ft ³	0.45 m ³
COM Fabric	0.8 yd	0.7 m
Per Carton	1	

Base Price | \$1130

Fabric Grade	COM 1	2	COL 3	4	5	6	7	8	9	Leather
PMP Price (\$)	1130	1150	1165	1185	1200	1215	1235	1250	1265	1350
PMB-SSP Price (\$)	1160	1180	1195	1210	1230	1245	1265	1280	1295	1380

Link Xplus

Designed by Giovanni Baccolini

1050 – High Back

1051 – Mid Back

-**PMB** = with Synchro Control

-**PMB-SSP** = with Synchro Control with Sliding Seat Pan

Features

Back is made of three upholstered pads on black nylon mesh.

Seat is upholstered and padded with CFC free, high-density and high-resiliency polyurethane foam.

Adjustable lumbar support with 2" (50 mm) total stroke.

Tilting movements of the chair uses synchro multi-block, "fine" tilting PMB adjustment and anti-return safety system.

High Back model has a polyurethane foam headrest (Model #1050).

2D Adjustable Arms (#UA2D), in both height and pivoting.

Seat swivel and height adjustment is obtained by a 4" (100 mm) pneumatic gas cylinder.

Carpet Twin-Wheel Casters (#VTW).

Black finish standard on mechanism, base, and casters.

Options

Part #MSS - Comfort Seat with Micro-Springs and Stitch Seam, add \$155 List.

For additional Caster options, see page 125.

For additional Pneumatic Gas Cylinder options, see page 126.

For additional Arm options, see page 127.

For Mechanism Features and Options, see page 129.

1050 High Back



Max Height	44.5-49.5"	1130-1260 mm
Max Width	23.75"	600 mm
Max Depth	24.5"	620 mm
Arm Height	24-33.75"	610-860 mm
Back Height	27"	685 mm
Seat Height	16-21.25"	410-540 mm
Seat Width	19.25"	490 mm
Seat Depth	18.5"	460 mm
Wt/Chair	55 lbs.	25 kg
Volume	17 ft³	0.48 m³
COM Fabric	1.5 yd	1.38 m
Per Carton	1	

Base Price \$1535										
Fabric Grade	COM 1	2	COL 3	4	5	6	7	8	9	Leather
PMB Price (\$)	1535	1560	1585	1610	1635	1660	1685	1710	1735	1855
PMB-SSP Price (\$)	1565	1590	1615	1640	1665	1690	1715	1740	1770	1890

1051 Mid Back



Max Height	39-44"	990-1120 mm
Max Width	23.75"	600 mm
Max Depth	22"	560 mm
Arm Height	24-33.75"	610-860 mm
Back Height	21.25"	540 mm
Seat Height	16-21.25"	410-540 mm
Seat Width	19.25"	490 mm
Seat Depth	18.5"	470 mm
Wt/Chair	53 lbs.	24 kg
Volume	16 ft³	0.45 m³
COM Fabric	1.5 yd	1.38 m
Per Carton	1	

Base Price \$1435										
Fabric Grade	COM 1	2	COL 3	4	5	6	7	8	9	Leather
PMB Price (\$)	1435	1460	1480	1500	1520	1545	1565	1585	1605	1710
PMB-SSP Price (\$)	1470	1490	1510	1535	1555	1575	1595	1615	1640	1740

Millenium

Designed by Giovanni Baccolini

9015 – Executive High Back

9035 – Executive Low Back

-KTS = Knee Tilt Control

Features

Neocor foam in seat and back.

Fully upholstered seat and back with stitching detail.

Metal Black powder coated loop arms with Black urethane arm caps (#**MLU**).

Knee Tilt Mechanism (#**KTS**) with 3" (80 mm) pneumatic gas cylinder.

Carpet Twin-Wheel Casters (#**VTW**).

Five Star Black powder coated metal base.

Black finish standard on mechanism, base, and casters.

Options

Part #**9015-UA** - Upholstered Arm Caps (set of two), **add \$50 list**.

For additional Caster options, see page 125.

For additional Pneumatic Gas Cylinder options, see page 126.

For additional Arm options, see page 127.

For Mechanism Features and Options, see page 129.

9015 Executive High Back



Max Height	48.5-52"	1230-1320 mm
Max Width	26.75"	680 mm
Max Depth	27"	690 mm

Arm Height	27-30"	685-765 mm
Back Height	30.75"	780 mm

Seat Height	17.75-21.25"	450-540 mm
Seat Width	21.25"	540 mm
Seat Depth	19"	485 mm

Wt/Chair	58 lbs.	26 kg
Volume	16 ft ³	0.45 m ³
COM Fabric	3 yd	2.75 m
Per Carton	1	

Base Price | \$1500

Fabric Grade	COM 1	2	COL 3	4	5	6	7	8	9	Leather
Price (\$)	1500	1560	1620	1685	1745	1805	1865	1930	1990	2285

9035 Executive Low Back



Max Height	38.5-42"	980-1070 mm
Max Width	25"	640 mm
Max Depth	26.5"	670 mm

Arm Height	27-30"	685-765 mm
Back Height	20.75"	530 mm

Seat Height	17.75-21.25"	450-540 mm
Seat Width	21.25"	540 mm
Seat Depth	19"	485 mm

Wt/Chair	49 lbs.	18 kg
Volume	14 ft ³	0.38 m ³
COM Fabric	2.75 yd	2.5 m
Per Carton	1	

Base Price | \$1390

Fabric Grade	COM 1	2	COL 3	4	5	6	7	8	9	Leather
Price (\$)	1390	1445	1500	1555	1610	1655	1720	1775	1830	2100

PG Series

- PG30** – Stool
- PG35** – Stool with Foot Ring
- PG50** – Work Chair
- PG60** – Sit Stand Stool
- PG65** – Sit Stand Stool
- PG80** – Work Stool

Features

Molded Black self-skin polyurethane seat and back.

4" (100 mm) pneumatic gas cylinder (Models **#PG30**, **#PG50** & **#PG70**).

10.5" (240 mm) pneumatic gas cylinder (Models **#PG60**, **#PG80** & **#PG90**).

360 degrees height adjustment lever for easy use (Models **#PG30**).

Carpet Twin-Wheel Casters (**#VTW**).

Options

Adjustable back height (Models **#PG50**, **#PG70**, **#PG80** & **#PG90**).

For additional Caster options, see page 125.

For additional Pneumatic Gas Cylinder options, see page 126.

For additional Arm options, see page 127.

For Mechanism Features and Options, see page 129.

Contact Customer Service for additional Arm options.

PG30

Stool



Max Height	18-26"	460-660 mm
Max Width	22"	560 mm
Max Depth	22"	560 mm
Arm Height	N/A	N/A
Back Height	N/A	N/A
Seat Height	18-26"	460-660 mm
Seat Width	13.5"	345 mm
Seat Depth	13.5"	345 mm
Wt/Chair	15 lbs.	6.8 kg
Volume	5 ft ³	0.14 m ³
COM Fabric	N/A	N/A
Per Carton	1	

Base Price \$245										
Fabric Grade	COM 1	2	COL 3	4	5	6	7	8	9	Leather
Price (\$)	245	-	-	-	-	-	-	-	-	-

PG35

Stool with Foot Ring



Max Height	22.5-32.5"	570-825 mm
Max Width	26"	660 mm
Max Depth	26"	660 mm
Arm Height	N/A	N/A
Back Height	N/A	N/A
Seat Height	22.5-32.5"	570-825 mm
Seat Width	13.5"	345 mm
Seat Depth	13.5"	345 mm
Wt/Chair	20 lbs.	9.2 kg
Volume	7 ft ³	0.2 m ³
COM Fabric	N/A	N/A
Per Carton	1	

Base Price \$415										
Fabric Grade	COM 1	2	COL 3	4	5	6	7	8	9	Leather
Price (\$)	415	-	-	-	-	-	-	-	-	-

PG50

Work Chair



Max Height	37.5"	955 mm
Max Width	26"	660 mm
Max Depth	26"	660 mm
Arm Height	N/A	N/A
Back Height	13"	330 mm
Seat Height	18-22.5"	460-570 mm
Seat Width	18"	460 mm
Seat Depth	17"	430 mm
Wt/Chair	27 lbs.	12 kg
Volume	19 ft ³	0.54 m ³
COM Fabric	N/A	N/A
Per Carton	1	

Base Price \$505										
Fabric Grade	COM 1	2	COL 3	4	5	6	7	8	9	Leather
Price (\$)	-	-	-	-	-	-	-	-	-	-

PG Series

PG30 – Stool

PG35 – Stool with Foot Ring

PG50 – Work Chair

PG60 – Sit Stand Stool

PG65 – Sit Stand Stool

PG80 – Work Stool

Features

Molded Black self-skin polyurethane seat and back.

4" (100 mm) pneumatic gas cylinder (Models #**PG30**, #**PG50** & #**PG70**).

10.5" (240 mm) pneumatic gas cylinder (Models #**PG60**, #**PG80** & #**PG90**).

360 degrees height adjustment lever for easy use (Models #**PG30**).

Carpet Twin-Wheel Casters (#**VTW**).

Options

Adjustable back height (Models #**PG50**, #**PG70**, #**PG80** & #**PG90**).

For additional Caster options, see page 125.

For additional Pneumatic Gas Cylinder options, see page 126.

For additional Arm options, see page 127.

For Mechanism Features and Options, see page 129.

Contact Customer Service for additional Arm options.

PG60

Sit-Stand Stool



Max Height	38.5"	980 mm
Max Width	26"	660 mm
Max Depth	26"	660 mm

Arm Height	N/A	N/A
Back Height	6.5"	165 mm

Seat Height	24.5-31.5"	625-800 mm
Seat Width	13"	330 mm
Seat Depth	8.25"	210 mm

Wt./Chair	20 lbs.	9.2 kg
Volume	14 ft ³	0.47 m ³
COM Fabric	N/A	N/A
Per Carton	1	

Base Price | \$850

Fabric Grade	COM 1	2	COL 3	4	5	6	7	8	9	Leather
Price (\$)	850	-	-	-	-	-	-	-	-	-

PG65

Sit-Stand Stool



Max Height	26.5-36.5"	675-930 mm
Max Width	26"	660 mm
Max Depth	26"	660 mm

Arm Height	N/A	N/A
Back Height	4"	100 mm

Seat Height	22.5-32.5"	570-825 mm
Seat Width	14"	355 mm
Seat Depth	10"	255 mm

Wt./Chair	20 lbs.	9.2 kg
Volume	7 ft ³	0.2 m ³
COM Fabric	N/A	N/A
Per Carton	1	

Base Price | \$430

Fabric Grade	COM 1	2	COL 3	4	5	6	7	8	9	Leather
Price (\$)	430	-	-	-	-	-	-	-	-	-

PG80

Work Stool



Max Height	48"	1220 mm
Max Width	26"	660 mm
Max Depth	26"	660 mm

Arm Height	N/A	N/A
Back Height	13"	330 mm

Seat Height	22-32"	560-815 mm
Seat Width	18"	460 mm
Seat Depth	17"	430 mm

Wt./Chair	31.5 lbs.	14 kg
Volume	19 ft ³	0.54 m ³
COM Fabric	N/A	N/A
Per Carton	1	

Base Price | \$705

Fabric Grade	COM 1	2	COL 3	4	5	6	7	8	9	Leather
Price (\$)	705	-	-	-	-	-	-	-	-	-

Remo

5251 – High Back
5252 – Mid Back

Features

- Breathable knitted mesh back moves with the user, providing flexible and continuous support with air flow.
- Mesh back is stretched over a nylon reinforced with fiberglass frame.
- Seat is available upholstered and padded with CFC free, high-density and high-resiliency polyurethane foam.
- Waterfall front edge seat design reduces pressure at the back of the knees allowing for proper blood circulation.
- Back angle adjustment with back tension adjustment.
- High Back model has height and pivoting adjustable mesh headrest (Model #5251).
- Standard with adjustable lumbar support.
- 3" (75 mm) height adjustable arms, with Swivel Pivot Arms (#SPA).
- Seat swivel and height adjustment is obtained by a 3" (75 mm) pneumatic gas cylinder.
- Carpet Twin-Wheel Casters (#VTW).

Options

- Knock down (K/D) shipping option.
- For additional Caster options, see page 125.
- For additional Pneumatic Gas Cylinder options, see page 126.
- For additional Arm options, see page 127.
- For Mechanism Features and Options, see page 129.

5251 High Back



Max Height	43.5-48.5"	1105-1230 mm
Max Width	26.75"	680 mm
Max Depth	27"	685 mm
Arm Height	24-27"	610-685 mm
Back Height	27-29"	685-735 mm
Seat Height	16.5-20"	420-510 mm
Seat Width	19"	485 mm
Seat Depth	16.5-18.5"	420-470 mm
Wt/Chair	47 lbs.	21 kg
Volume	21 ft ³	0.6 m ³
COM Fabric	0.8 yd	0.7 m
Per Carton	1	

Base Price | \$910

Fabric Grade	COM 1	2	COL 3	4	5	6	7	8	9	Leather
Price (\$)	910	925	940	955	970	985	1000	1015	1025	1095

5252 Mid Back



Max Height	39.5-42.5"	1005-1080 mm
Max Width	26.75"	680 mm
Max Depth	27"	685 mm
Arm Height	24-27"	610-685 mm
Back Height	22-24"	560-610 mm
Seat Height	16.5-19.5"	420-495 mm
Seat Width	19"	485 mm
Seat Depth	16.5-18.5"	420-470 mm
Wt/Chair	44 lbs.	20 kg
Volume	19 ft ³	0.54 m ³
COM Fabric	0.8 yd	0.7 m
Per Carton	1	

Base Price | \$830

Fabric Grade	COM 1	2	COL 3	4	5	6	7	8	9	Leather
Price (\$)	830	845	860	875	885	900	915	930	945	1015

Rete

3921 – Mid Back

-U = with Upholstered Back

-M = with Mesh Back

Features

Seat is fully upholstered with stitching detail.

Seat molded with CFC free polyurethane foam.

Start 105 mechanism, with tension knob, and five locking positions with "shock-resistance," Black finish.

Seat swivel and height adjustment is obtained by a 4" (100 mm) pneumatic gas cylinder.

Fixed Polished Aluminum Cantilever Arm with Black accent (#**FBC**).

Five-star, polished aluminum base.

Carpet Twin-Wheel Casters (#**VTW**).

Black finish standard on mechanism and casters.

Options

Back rest available in fabric or Black Mesh.

For additional Caster options, see page 125.

For additional Pneumatic Gas Cylinder options, see page 126.

For additional Arm options, see page 127.

For Mechanism Features and Options, see page 129.

3921-U

Mid Back, with Upholstered Back



Max Height	37-46"	940-1170 mm
Max Width	24.5"	625 mm
Max Depth	23"	585 mm

Arm Height	26.5-29"	675-740 mm
Back Height	22"	560 mm

Seat Height	19-23"	485-585 mm
Seat Width	19"	485 mm
Seat Depth	19"	485 mm

Wt/Chair	39 lbs.	18 kg
Volume	16 ft ³	0.45 m ³
COM Fabric	3 yd	2.85 m
Per Carton	1	

Base Price | \$1240

Fabric Grade	COM 1	2	COL 3	4	5	6	7	8	9	Leather
U Price (\$)	1240	1315	1390	1460	1535	1610	1680	1755	1830	2185

3921-M

Mid Back, with Mesh Back



Max Height	37-46"	940-1170 mm
Max Width	24.5"	625 mm
Max Depth	23"	585 mm

Arm Height	26.5-29"	675-740 mm
Back Height	22"	560 mm

Seat Height	19-23"	485-585 mm
Seat Width	19"	485 mm
Seat Depth	19"	485 mm

Wt/Chair	39 lbs.	18 kg
Volume	16 ft ³	0.45 m ³
COM Fabric	1 yd	0.95 m
Per Carton	1	

Base Price | \$1050

Fabric Grade	COM 1	2	COL 3	4	5	6	7	8	9	Leather
M Price (\$)	1050	1070	1095	1120	1140	1165	1190	1215	1235	1350

Xten

Designed by Pininfarina - Aresline Collection

- 1916** – High Back with Headrest, Lumbar Support and Armrest Caps
- 1936** – Mid Back with Lumbar Support and Armrest Caps
- 1935** – Sled Base with Lumbar Support and Armrest Caps

- A = Anthracite
- P = Polished Aluminum

Features

Patented Technogel® injected into the cushion, that hugs and forms around the body to ensure absolute comfort 60% reduction of pressure occurs after an hour and half test, with the use of Technogel® seat frame is made of a nylon and glass compound.

Back shell is made of pressure die-cast varnished aluminum.

Mesh is made of a polyester and polyamide blend, and is found in seat, back, and headrest.

Synchro mechanism which moves between the seat and back, offering an advanced rotation of up to 26°.

Adjustable polyurethane pad lumbar support, offers support and comfort with a range of 4.5" (115 mm).

Die-cast aluminum arms, with micro-cellular arm pads.

Patented arm height adjustable system Armtronic® is operated using a gas pump, for a seamless movement and 2.75" (70 mm) height range.

Each chair is factory numbered.

Ergo-Certified - 97.5/100 comfort ergonomics.

Options

Outside back is available in six standard colors: Red X101, Metallic Blue X102, Anthracite X103, Metallic Gray X104, Pearl Black X105, and Pearl White X106.

1916

High Back with Headrest, Lumbar Support and Armrest Caps



Max Height	46.5-52.5"	1180-1330 mm
Max Width	25.5"	645 mm
Max Depth	24.5"	625 mm
Arm Height	24.5-26.5"	625-675 mm
Back Height	29-31"	740-790 mm
Seat Height	16.5-21"	420-530 mm
Seat Width	25.5"	645 mm
Seat Depth	17-19"	430-480 mm
Wt/Chair	84 lbs.	38 kg
Volume	22 ft³	0.61 m³
COM Fabric	N/A	N/A
Per Carton	1	

Base Price \$3740										
Fabric Grade	COM 1	2	COL 3	4	5	6	7	8	9	Leather
A Price (\$)	3740	-	-	-	-	-	-	-	-	-
P Price (\$)	3770	-	-	-	-	-	-	-	-	-

1936

Mid Back with Lumbar Support and Armrest Caps



Max Height	38-42"	960-1070 mm
Max Width	25.5"	645 mm
Max Depth	24.5"	625 mm
Arm Height	24.5-26.5"	625-675 mm
Back Height	21"	535 mm
Seat Height	16.5-21"	420-530 mm
Seat Width	25.5"	510 mm
Seat Depth	17-19"	430-480 mm
Wt/Chair	81.5 lbs.	37 kg
Volume	22 ft³	0.61 m³
COM Fabric	N/A	N/A
Per Carton	1	

Base Price \$3525										
Fabric Grade	COM 1	2	COL 3	4	5	6	7	8	9	Leather
A Price (\$)	3525	-	-	-	-	-	-	-	-	-
P Price (\$)	3555	-	-	-	-	-	-	-	-	-

Veronica

3364 – Armless Chair

3365 – Arm Chair

-W = with Wood Back

-U = with Upholstered Back

Features

The Veronica is a solid wood guest chair, with arms and without, the perfect solution for waiting rooms and office spaces.

The solid wooded slatted back uses the natural aesthetics of wood to offer an earthy vibe.

All critical joints are dowelled, stapled, or screwed and for maximum strength.

A combination of hardwood, softwood, and engineered wood are kiln dried or air dried to ensure integrity of the frame.

Back is contoured and created of solid wood slats.

Fully upholstered seat.

Seat cushion is padded with CFC free, high-resiliency, high-density polyurethane foam, and fixed to the wood shell with screws.

H-Frames panning all four legs for added support and stability.

Options

Wood Stain Finishes are available in six standard colors: Natural Maple, Cherry, English Oak, Mahogany, Espresso Black, and Ebony.

Part **#3364-CS** - Custom wood stains to match (minimum order of fifty), **add \$180 list**.

3364

Armless Chair



Max Height	35"	890 mm
Max Width	24"	610 mm
Max Depth	22.5"	570 mm

Arm Height	N/A	N/A
Back Height	16.5"	420 mm

Seat Height	19"	485 mm
Seat Width	21"	535 mm
Seat Depth	17.5"	445 mm

Wt./Chair	33 lbs.	15 kg
Volume	13 ft ³	0.37 m ³
COM Fabric	1.5 yd	1.38 m
Per Carton	1	

Base Price | \$915

Fabric Grade	COM 1	2	COL 3	4	5	6	7	8	9	Leather
Price (\$)	915	930	950	965	980	1000	1015	1035	1050	1135

3365

Arm Chair



Max Height	35"	890 mm
Max Width	24"	610 mm
Max Depth	22.5"	570 mm

Arm Height	26.5"	675 mm
Back Height	16.5"	420 mm

Seat Height	19"	485 mm
Seat Width	21"	535 mm
Seat Depth	17.5"	445 mm

Wt./Chair	33 lbs.	15 kg
Volume	13 ft ³	0.37 m ³
COM Fabric	1.5 yd	1.38 m
Per Carton	1	

Base Price | \$965

Fabric Grade	COM 1	2	COL 3	4	5	6	7	8	9	Leather
Price (\$)	965	985	1000	1020	1035	1050	1070	1085	1105	1185

Zero7

Designed by Giovanni Baccolini

7211 – High Back, Upholstered, Armless

7213 – High Back, Upholstered, Adjustable Arms

7219 – High Back, Upholstered, Fixed Arms

7231 – Mid Back, Armless

7233 – Mid Back, Adjustable Arms

7239 – Mid Back, Fixed Arms

-PMB = with Synchro Control

-P = with Polypropylene Back

-U = with Upholstered Back

-M = with Mesh Back

Features

Backrest comes standard in black polypropylene, with lumbar support in ABS, covered in soft black polyurethane.

Mesh Back (**-M**) versions are made with a Black nylon frame and covered with Black nylon mesh, lumbar support is standard and made of blown black polyurethane.

Seat cover is made of shock and scratch-proof polypropylene, reinforced with steel square tubular bars.

Foam for seat and back is fire-retardant polyurethane.

Fixed polypropylene armrests come in same color to match back and seat pan, Black is standard.

4D Adjustable armrests are Black with Black polypropylene arm pads (**#UA4D**).

Tilting movements of the chair uses synchro multi-block, “fine” tilting adjustment and anti-return safety system.

The seat swivel and height adjustment is obtained by a 4” (100 mm) pneumatic gas cylinder.

Carpet Twin-Wheel Casters (**#VTW**).

Black finish standard on mechanism, base, and casters.

Options

Mesh Back is available in four standard colors: White, Gray, Navy, and Red.

Part **#7211-GR** - Gray Polypropylene Back Panel, Seat Pan with Fixed Arms (where applicable) comes standard with Chrome Base (minimum order of twenty), **add \$165 List**.

Part **#7211-WT** - White Polypropylene Back Panel, Seat Pan with Fixed Arms (where applicable) comes standard with Chrome Base (minimum order of twenty), **add \$175 List**.

Part **#SSP** - Synchro Control with Sliding Seat Pan, **add \$70 List**.

Part **#MSS** - Comfort Seat with Micro-Springs and Stitch Seam, **add \$155 List**.

Part **#BASE-C** - Five-Star Polished Aluminum Base, **add \$140 List**.

For additional Caster options, see page 125.

For additional Pneumatic Gas Cylinder options, see page 126.

For additional Arm options, see page 127.

For Mechanism Features and Options, see page 129.

7211

High Back, Upholstered, Armless



Max Height	42.5-47.5"	1080-1210 mm
Max Width	23.5"	600 mm
Max Depth	21.25"	540 mm

Arm Height	N/A	N/A
Back Height	25.5"	650 mm

Seat Height	16.5-22"	430-560 mm
Seat Width	20"	510 mm
Seat Depth	17"	430 mm

Wt/Chair	42 lbs.	19 kg
Volume	19 ft ³	0.54 m ³
COM Fabric	1.5 yd	1.38 m
Per Carton	1	

Base Price | \$900

Fabric Grade	COM 1	2	COL 3	4	5	6	7	8	9	Leather
Price (\$)	900	935	970	1005	1040	1080	1115	1150	1220	1355

7213

High Back, Upholstered, Adjustable Arms



Max Height	42.5-47.5"	1080-1210 mm
Max Width	24.5"	620 mm
Max Depth	21.25"	540 mm

Arm Height	24.5-31.5"	622-800 mm
Back Height	25.5"	650 mm

Seat Height	16.5-22"	430-560 mm
Seat Width	20"	510 mm
Seat Depth	17"	430 mm

Wt/Chair	42 lbs.	19 kg
Volume	19 ft ³	0.54 m ³
COM Fabric	1.5 yd	1.38 m
Per Carton	1	

Base Price | \$1160

Fabric Grade	COM 1	2	COL 3	4	5	6	7	8	9	Leather
Price (\$)	1160	1195	1230	1265	1300	1355	1370	1405	1480	1615

7219

High Back, Upholstered, Fixed Arms



Max Height	42.5-47.5"	1080-1210 mm
Max Width	24.5"	620 mm
Max Depth	21.25"	540 mm

Arm Height	24.75-32"	630-815 mm
Back Height	25.5"	650 mm

Seat Height	16.5-22"	430-560 mm
Seat Width	20"	510 mm
Seat Depth	17"	430 mm

Wt/Chair	42 lbs.	19 kg
Volume	19 ft ³	0.54 m ³
COM Fabric	1.5 yd	1.38 m
Per Carton	1	

Base Price | \$980

Fabric Grade	COM 1	2	COL 3	4	5	6	7	8	9	Leather
Price (\$)	980	1015	1055	1090	1125	1160	1195	1230	1300	1435

Zero7

Designed by Giovanni Baccolini

7211 – High Back, Upholstered, Armless

7213 – High Back, Upholstered, Adjustable Arms

7219 – High Back, Upholstered, Fixed Arms

7231 – Mid Back, Armless

7233 – Mid Back, Adjustable Arms

7239 – Mid Back, Fixed Arms

-PMB = with Synchro Control

-P = with Polypropylene Back

-U = with Upholstered Back

-M = with Mesh Back

Features

Backrest comes standard in black polypropylene, with lumbar support in ABS, covered in soft black polyurethane.

Mesh Back (**-M**) versions are made with a Black nylon frame and covered with Black nylon mesh, lumbar support is standard and made of blown black polyurethane.

Seat cover is made of shock and scratch-proof polypropylene, reinforced with steel square tubular bars.

Foam for seat and back is fire-retardant polyurethane.

Fixed polypropylene armrests come in same color to match back and seat pan, Black is standard.

4D Adjustable armrests are Black with Black polypropylene arm pads (**#UA4D**).

Tilting movements of the chair uses synchro multi-block, "fine" tilting adjustment and anti-return safety system.

The seat swivel and height adjustment is obtained by a 4" (100 mm) pneumatic gas cylinder.

Carpet Twin-Wheel Casters (**#VTW**).

Black finish standard on mechanism, base, and casters.

Options

Mesh Back is available in four standard colors: White, Gray, Navy, and Red.

Part **#7211-GR** - Gray Polypropylene Back Panel, Seat Pan with Fixed Arms (where applicable) comes standard with Chrome Base (minimum order of twenty), **add \$165 List.**

Part **#7211-WT** - White Polypropylene Back Panel, Seat Pan with Fixed Arms (where applicable) comes standard with Chrome Base (minimum order of twenty), **add \$175 List.**

Part **#SSP** - Synchro Control with Sliding Seat Pan, **add \$70 List.**

Part **#MSS** - Comfort Seat with Micro-Springs and Stitch Seam, **add \$155 List.**

Part **#BASE-C** - Five-Star Polished Aluminum Base, **add \$140 List.**

For additional Caster options, see page 125.

For additional Pneumatic Gas Cylinder options, see page 126.

For additional Arm options, see page 127.

For Mechanism Features and Options, see page 129.

7231

Mid Back, Armless



Max Height	37.5-42.25"	950-1080 mm
Max Width	23.5"	600 mm
Max Depth	21.25"	540 mm

Arm Height	N/A	N/A
Back Height	20"	510 mm

Seat Height	16.5-22"	430-560 mm
Seat Width	20"	510 mm
Seat Depth	17"	430 mm

Wt./Chair	38 lbs.	17 kg
Volume	19 ft ³	0.54 m ³
COM Fabric	1.25 yd	1.0 m
Per Carton	2	

Base Price | \$730

Fabric Grade	COM 1	2	COL 3	4	5	6	7	8	9	Leather
P Price (\$)	730	750	765	785	800	820	835	850	885	950
U Price (\$)	800	830	855	885	915	940	970	1000	1055	1165
M Price (\$)	840	860	875	890	910	925	945	960	995	1060

7233

Mid Back, Adjustable Arms



Max Height	37.5-42.25"	950-1080 mm
Max Width	24.5"	620 mm
Max Depth	21.25"	540 mm

Arm Height	24.5-31.5"	622-800 mm
Back Height	20"	520 mm

Seat Height	16.5-22"	430-560 mm
Seat Width	20"	510 mm
Seat Depth	17"	430 mm

Wt./Chair	39 lbs.	18 kg
Volume	19 ft ³	0.54 m ³
COM Fabric	1.25 yd	1.0 m
Per Carton	2	

Base Price | \$950

Fabric Grade	COM 1	2	COL 3	4	5	6	7	8	9	Leather
P Price (\$)	950	970	985	1000	1020	1035	1055	1070	1105	1170
U Price (\$)	1020	1045	1075	1105	1130	1160	1190	1215	1275	1385
M Price (\$)	1060	1075	1095	1110	1130	1145	1165	1180	1215	1280

7239

Mid Back, Fixed Arms



Max Height	37.5-42.25"	950-1080 mm
Max Width	24.5"	620 mm
Max Depth	21.25"	540 mm

Arm Height	24.75-32"	630-815 mm
Back Height	20.5"	520 mm

Seat Height	16.5-22"	430-560 mm
Seat Width	20"	510 mm
Seat Depth	17"	430 mm

Wt./Chair	39 lbs.	18 kg
Volume	19 ft ³	0.54 m ³
COM Fabric	1.25 yd	1.0 m
Per Carton	2	

Base Price | \$800

Fabric Grade	COM 1	2	COL 3	4	5	6	7	8	9	Leather
P Price (\$)	800	815	835	850	865	885	900	920	950	1020
U Price (\$)	865	895	920	950	980	1010	1035	1065	1120	1230
M Price (\$)	905	925	940	960	975	995	1010	1025	1060	1125

Warranty

Limited Lifetime Warranty

Borgo Contract Seating warrants that all Borgo Brand Products will be free from defects in material and workmanship for as long as you, the original purchaser/user owns the product, except as STATED below. This warranty applies only to original purchaser/user obtaining the seating directly from an authorized Borgo dealer AND PAID IN FULL BY THE AUTHORIZED DEALER. Warranties are in effect from the date of invoice and on product manufactured after January 1, 2001.

This warranty excludes normal wear and tear, damage caused during shipment and storage, damage due to accident, improper use, negligence, abuse, unauthorized alterations, improper installation, rental usage, EXTREME CLIMATE CONDITIONS. THE WARRANTY ALSO EXCLUDES THE USE OF NON-STANDARD MATERIALS IN THE MANUFACTURING PROCESS AS SELECTED BY AND REQUESTED BY THE PURCHASER/USER. The Borgo warranty is based on normal use of an eight-hour day, five days a week by individuals weighing 300 lbs or less.

Borgo will at its option, repair or replace with comparable product, any product, part or components which fails under normal use as a result of such defect. When repairing or replacing a defective product, Borgo does not guarantee a color match in dye lots, wood grain, stain and fabric patterns. When repairing or replacing a defective product pursuant to this paragraph, the customer acknowledges that all work must be performed by an authorized Borgo dealer operating within reasonable proximity to the customer, as determined by Borgo. In the event that no authorized Borgo dealer operates within a reasonable proximity to the customer, as determined by Borgo, Borgo reserves the right to arrange to have the products in question shipped to its factory in Toronto, Canada for purposes of repairing or replacing any product under this warranty. The warranty herein shall be void in the event that any repair or replacement of a defective product is undertaken by anyone other than Borgo or an authorized Borgo dealer without the written consent of Borgo.

Borgo does not warranty labor and transportation and will not authorize any warranty on parts without the appropriate warranty numbers (*label with serial number listed underneath the seat WILL VALIDATE WARRANTY. If the label is removed the warranty is void), A WARRANTY NUMBER EXAMPLE IS, C-3604-3-504-9900001. All claims with respect to any product alleged to be defective must be submitted in writing.

Borgo makes no express or implied warranties, except as stated, as to any product and in particular makes no warranty of fitness for a particular purpose, other than the express warranties contained herein. There are no other warranties expressed or implied. Borgo shall not be liable for any consequential, economic or incidental damage arising from any product defect.

This warranty applies only to Canada and the United States.

List of Warranty Limitations:

Ten Years:

Gas Cylinders (on products purchased after 1998)

Five Years:

Fabric (excluding COM & COL), Foam (Upholstery), Casters, Glides, Soft Seating, Wood Chair Frames and Bases.

Terms

Terms and Conditions

The prices published in the price book are the manufacturers suggested retail list price (or as otherwise stated) and listed in dollars, subject to change without notice. List prices are those that are in effect at time of receipt of order. BORGO will endeavor to keep the dealer up to date on price changes. If shipping date requested is beyond 90 days from the completion of the order, BORGO reserves the right to use the published list prices effective at the time of shipment.

Taxes

BORGO list prices do not include any sales tax, GST, HST, PST, excise or other applicable taxes. The purchaser is responsible to remit directly to BORGO all such taxes when invoiced. A tax exemption certificate (if applicable) must be on file with BORGO prior to the product being shipped, otherwise, all sales tax will be due and payable. Applicable taxes are extra.

Payment Terms

All orders will be invoiced 48 hours after the dealer (customer) has been notified that the order is ready to be shipped or picked up. Terms of payment are net 30 days from date of invoice, payable to Borgo Contract Seating. BORGO shall exercise the right to a 2% charge per month, or 24% per annum on any past due invoice or outstanding balance. Any products sold shall remain the property of BORGO until paid in full. The purchaser agrees to perform all acts which may be necessary to assure retention of title to said products to BORGO until the products have been paid in full.

Credit

Should the purchaser fail to fulfill the terms of payment BORGO may defer further shipments until all such payments are made or may, at its option, cancel the unshipped balance without prejudice to any other rights which BORGO may have against the purchaser. Shipments and deliveries shall at all times be subject to approval of the purchasers credit and BORGO reserves the right even after partial shipment or partial payment on account, to require from the purchasers satisfactory security for the due performance of the purchasers obligations. Refusal to furnish such security will entitle BORGO to defer any further shipments until such security is provided, or to cancel any order or so much of it as remains unperformed, without prejudices to any other rights that BORGO may have against the purchaser.

Offer of Sale

Possession of this price list or any other literature shall not imply BORGO's willingness to sell to the holder will not be constructed as a direct offer of sale. The current price list shall prevail if any conflicts arise over pricing.

Orders

BORGO has achieved ISO 9001 certification. BORGO's continued commitment to this process requires that all purchase order to be constructed as valid must be submitted in hard copy on the purchasers company letterhead or other official company documentation with an authorizing signature. This procedure is mandatory for BORGO to maintain its ISO accreditation. We ask your cooperation and understanding in making sure that no verbal purchases orders are given over the telephone. Verbal orders WILL NOT be accepted.

Terms

Terms and Conditions

TO PLACE YOUR BORGO ORDER Fax your order to: 416-679-8139

All orders submitted in writing will be binding only when validated by BORGO using an official acknowledgment from with the companies excepted ship date. *It is the purchasers responsibility to review the acknowledgment; any incorrect information must be communicated to BORGO within 24 hours., followed by immediate written confirmation.* Any error on the purchase order will delay the manufacturing of the whole order. Once the written confirmation has been received, manufacturing of the product (purchase order) will commence.

When placing orders, please provide the following information:

1. **Account number**
2. **Purchaser Order number:** supply PO number from the party to be invoiced
3. **Sold/Bill to:** name and address. If Borgo is to invoice the end user, please provide end user purchase order made to Borgo or Borgo c/o dealer involved. Include the fax and phone number of destination.
4. **Ship to:** complete name and address of destination.
5. **Shipping instruction:** Specify carrier and routing. In the event, a carrier is not specified; Borgo will determine the appropriate freight carrier and routing.
6. **Tagging Instructions:** Contact person name with phone number
7. **SQ (Special Quotation):** Please include if a number was given. It will avoid delay in processing the order.
8. **Verbal Quote:** State individual name giving the price and date of quotation
9. **Complete Model Number:** For example - 3604-3(fabric grade), 108 green (fabric color), MT1 (mechanism), UAB (arms), VTW (casters), EAFS (seat foam), SSP (sliding seat pan), etc.
10. **List all options using appropriate abbreviation with correct item code for each option.**
11. **Fabric:** Pattern number and name, & Color number and name. Manufacturer's name where applicable. Specify the direction in which fabric is to be cut; railroad or off the bolt.
12. **Mechanism**
13. **Arms**
14. **Casters**
15. **Special Instruction:** Any other options or accessories
16. **Quantity**
17. **Price:** List price and net price

Terms

Terms and Conditions

Information Notice to our Customers in the United States

The U.S. Customs Service must have the **federal ID number** (also called the IRS#) of the U.S. consignee (recipient) in order to clear shipments. BORG (exporter) must provide this number on paperwork presented for U.S. Customs clearance, as a requirement under Title 19, Code of Federal Regulations Chapter 1, Section 142.3. Failure to provide this number can, or will result in shipments being delayed until the remaining, seven numbers, example, 12-345678900. If an individual is receiving the shipment and not a company that person's social security must be provided.

E&O (Errors and Omissions)

All acknowledgments, quotations and invoices are subject to correction for any errors and omissions.

Installation

To preserve the Limited Lifetime Warranty, BORG recommends that its product be installed by authorized installers. Authorized installer can be contracted through a BORG dealer.

Finishes & Materials

COM (Customer Own Material)

COL (Customer Own Leather)

A request for a fabric or surface material not standard to the BORG product line must be approved by BORG before acceptance of an order. Customer's own material (COM) must be shipped-freight, duties and brokerage fees prepaid and taxes properly identified with the purchaser's name, order number, ID# and fabric yardage. If the dealer must have the fabric shipped to BORG directly from the U.S.A., the following must be adhered to, as well as the above information.

* The Canadian dealer must provide the supplier of COM fabric located in the USA with their Canadian "federal business number". This allows Canada Customs and Revenue and the brokerages to assign all appropriate costs to the dealer. If the "federal business number" is not provided by the Canadian dealer to the USA supplier there will be a \$75.00 administration charge levied as well as all obligatory GST, freight and brokerage charges will be invoiced to the dealer by BORG. The administration charge is levied when the fabric is received by BORG from the supplier without the dealers "federal business number" shown.

COM prices use Grade 1 pricing or the lowest price listed if grade 1 is not available. COL prices use Grade 3 pricing. The standard BORG warranty will not apply to COM and COL. BORG assumes no accountability for fabric wear, defects or suitability and its application in the sole responsibility of the customer.

"Scotch-guarding" of a fabric is an optional extra at an additional cost.

Terms

Terms and Conditions

Seating and Reception Table Finishes

For the customer that requests their own wood (stain) finish on chair frames and reception tables there is a surcharge of \$200.00 NET per different stain per order. For example, one purchase order has specified three different custom stains on fifteen items, the surcharge is $\$200 \times 3$ (stains) = \$600.00 NET

Shipping and Delivery

It is up to the customer to specify the freight carrier and routing. In the event, a carrier is not given, BORGO will determine the appropriate method of transportation and routing of the shipment. All deliveries are dock to dock.

F.O.B.

All products sold are F.O.B. BORGO's plant, Toronto, Ontario, Canada unless otherwise stipulated by BORGO.

Delivery Dates

BORGO shall endeavor to deliver within the date specified on the acknowledgment. BORGO shall not incur any obligation or liability to the purchaser for failure to ship by the specified date and shall not be liable for any direct, indirect or consequential loss, damage or expense resulting from any delay.

Product Shortages

Product shortages must be noted on delivery receipts at the time of the delivery and immediately reported to the carrier for correction.

Claims

BORGO carefully prepares and inspects all products for safe shipment. BORGO is not responsible for damage that occurs in transit. The carrier upon acceptance of the shipment assumes responsibility for the shipment's safe delivery. Claims for loss or damage (even concealed damage) sustained in transit or storage, must be filed with the carrier by the consignee (recipient). Claims against BORGO for apparent defects, errors or storages must be filed within ten (10) days of receipt of products. Failure to claim within ten (10) days shall constitute acceptance of the product and a waiver of any claims against BORGO.

Storage

In the event, the purchaser is unable or unwilling to accept delivery within (5) days of the scheduled shipping date, BORGO may transfer product to storage at the purchasers risk and expense. Upon transfer to storage, the purchaser assumes risk of loss. BORGO will invoice the purchaser for storage fees and the purchaser will make payment in accordance with BORGO's standard payment terms.

Returns

No returns of product will be accepted without prior written consent and instruction from BORGO. All return shipments must be prepaid by the customer, to the BORGO manufacturing location. All returned products must be received by BORGO in original factory packaging. A minimum restocking and handling charge of 35% of the original net price will be charged to the customer on all authorized returned product. Credit will not be issued if the product can not be used as new. It is the responsibility of the party returning the product to ensure that no further damage occurs to the product during the return shipment. Any unauthorized return shipments to BORGO will not be accepted and will be forwarded back to the customer freight collect. Special order items, COM, and COL will not be accepted for return under any condition.

Warranty

Fixed Seating Warranty

Effective Date: Product Shipped after August 1, 2005

BORGOCONTRACT SEATING warrants products purchased hereunder to be free from defects in materials and workmanship for a period of ten (10) years from date of purchase. We will repair or replace, at our option, any product that we determine to be defective as a result of faulty material or workmanship. In no event shall our liability under this warranty exceed the original purchase price of the product determined to be defective. This warranty does not apply where product has been abused, mishandled or subjected to use other than for which it was designed. For the purpose of this warranty, normal wear to the product finish shall not be considered a defect. There are no other warranties expressed or implied.

EXCLUSIONS AND CONDITIONS: This warranty excludes and does not apply to:

- Conditions of other than normal wear and tear, of abuse, of neglect, of vandalism, or misuse – all as determined by Borgo Contract Seating in its sole discretion
- In-transit damage
- Products altered or modified by the user
- User attached accessories
- Light bulbs, lamps, ballasts, or consumable components
- Products not installed by Borgo Contract Seating approved installers and/or not installed in accordance with Borgo Contract Seating Installation/Application Instructions
- Products not properly maintained in accordance with Borgo Contract Seating Operating and Maintenance Procedures
- Customers own material, leather, and non-standard material and color finishes whether purchased by the customer or Borgo Contract Seating
- Natural variations occurring in wood and leather and/or color fastness and/or variations in matching of colors, grains or textures of materials shall not be considered defects
- Product color fade

In the event of repair or replacement of the defective product (or defective component thereof) there is no responsibility for the matching of color, grain, fabric, or texture except to within commercially acceptable standards, as determined by Borgo Contract Seating in its sole discretion. There are no other warranties than those expressly stated above, whether expressed or implied (including, but not limited to any warranty of merchantability or fitness for any particular purpose) unless specifically agreed to in writing by Borgo Contract Seating in the specific circumstance. Borgo Contract Seating is not liable for consequential or incidental damage arising from any product defect.

WARRANTY NOTICE ADDRESS: **Borgo Contract Seating,**
Attn.: Theater Seating Product Warranty/Customer Service
324 Carlingview Drive,
Toronto, Ontario, M9W 5G5

Fabric

Fabric Programs

BORGO Fabric Programs:

- CF Stinson
- CTL Leather
- Culp Contract
- GeoSheard
- Guildford of Maine
- J.Ennis Fabrics
- Joanne Fabrics
- Master Fabrics
- Mayer Fabrics
- Momentum
- Morbern Vinyl
- Ultrafabrics

Leather is Natural Genuine Top Grain.

Railroad Versus Off The Bolt

Most upholstery fabric is sold by the yard and comes 54” wide. Many upholstery fabrics are designed to that they can be RAILROADED. Meaning if you turn the bolt on end and roll the fabric from left to right, the pattern would be continuous across the roll.

Repeats in Pattern

The following allowance factors must be used when COM fabrics supplied are narrower than 54” and with horizontal pattern repeat. Use these percentage to the COM yardage requirements shown for each model.

Fabric Width	Plain Fabric	2 - 10” Repeat	11 - 20” Repeat	21 - 25” Repeat	26 - 30” Repeat
54”	0%	10%	15%	20%	25%
51 - 52”	15%	20%	25%	30%	35%
48 - 50”	30%	35%	40%	45%	50%
45 - 47”	45%	50%	55%	60%	65%
36 - 44”	60%	65%	70%	75%	90%

Application

The following applications are available to any fabric as an option and an extra charge.

- Durbloc
- Fire Wall
- Nanotex
- Scotch-Guard

Casters

Caster and Glide Options

		Width		Depth		Height <i>(not including stem)</i>		List Price <i>(Set of 5)</i>
Soft Flooring								
BTW	Twin Wheel	2"	(50 mm)	1.75"	(44.5 mm)	2.375"	(60.5 mm)	50
LVTW	Large Twin Wheel	2.25"	(57 mm)	2"	(50 mm)	2.5"	(65 mm)	50
VTW	Viscount Wheel	2"	(50 mm)	1.75"	(44.5 mm)	2.375"	(60.5 mm)	50

Hard Flooring

ALTW	Automatic Locking, Twin Wheel	2"	(50 mm)	1.75"	(44.5 mm)	2.5"	(65 mm)	185
PC	Phenolic, Single Wheel	2"	(50 mm)	0.75"	(19 mm)	3.25"	(82.5 mm)	150
RITW	Rubberized, Integrated, Twin Wheel	2"	(50 mm)	1.75"	(44.5 mm)	2.25"	(57 mm)	100
XTEN	Twin Wheel, Hard Tread	2.5"	(64 mm)	1.85"	(47 mm)	2.75"	(70 mm)	160
RBTW	Reverse Braking, Twin Wheel	2"	(50 mm)	1.75"	(44.5 mm)	2.375"	(60.5 mm)	90

Glides

SG	Small Glides	1.75"	(44.5 mm)	-		-		60
ISG	Integrated Synchro Glide	2.75"	(70 mm)	-		2"	(50 mm)	70



BTW



VTW/LVTW



ALTW



PC



RITW



XTEN



RBTW



SG



ISG

Cylinders / Lumbar

Pneumatic (Gas) Cylinders

Gas Cylinders

	3" (80 mm)	4" (100 mm)	5.5" (140 mm)	8" (200 mm)	10.5" (240 mm)	4.75 (120 mm) 24 Hours	400 lbs
List Price	70	70	70	150	150	200	260

When placing a purchase order and substituting another size of gas cylinder up-charges will apply, PLEASE CONTACT FACTORY. Selection of other gas cylinders may require a different size base, etc.

Height Adjustable Foot Ring

List Price	175
------------	-----

Adjustable Lumbar Support (ALS)

“Eight out of ten people will experience back pain some time in their lives. Seventy percent of all cases of back pain are posture related.” *The American Academy of Orthopedic Surgeons*

“Research suggests that as the population ages, back problems will become more common, and the lumbar seat will become the symbol of the aging boomer.” *David Foote-“Boom, Bust and Echo”*

The Schukra Lumbar Support, an award winning design, was initially made to answer the requirements of neurosurgeons who needed a device to support a patient’s spine during critical operations. Schukra engineers use advanced techniques to develop products that have consistently expanded the envelope of consumer expectation, and have provided customers with cost effective design advantages.

Schukra Lumbar Support encourages correct seating posture, which provides:

- Reduced strain for the vertebral disks
- Improved relaxation
- Optimum support for the spinal column



ONE: Constant support of the pelvis, preventing it from sliding backwards and providing balance of the spinal column



TWO: Support of each vertebral disk in the lumbar region, providing relief for the spinal column and relaxation of the back muscle



THREE: Vertical support of the upper body, easing neck tension and offering relief for the vertebral disks





Armrests

Armrests (Fixed and Adjustable)

	Jendra	Link	Millennium	Rete	Zero7	List Price (per pair)
Fixed						
 <p>MLU (Black) MLUC (Chrome)</p> <p>Metal loop arm with urethane caps. <i>Factory installed only</i></p>	-	-	-	X	-	140
	-	-	-	X	-	150
 <p>MTRX (Black)</p> <p>Metal loop arm with urethane caps. <i>Factory installed only</i></p>	-	-	-	X	-	125
 <p>FBC (Chrome)</p> <p>Metal arm with black urethane arm pads</p>	-	X	X	X	-	120
Adjustable						
 <p>UAB</p> <p>Bicycle t-arms with urethane arm caps 3" (75 mm) height adjustment</p>	X	X	X	X	X	90
 <p>UAK</p> <p>T-arms with oval shaped urethane arm caps 3" (75 mm) height adjustment</p>	X	X	-	X	-	96

Armrests

Armrests (Adjustable)

Adjustable		Jendra	Link	Millennium	Rete	Zero7	List Price <i>(per pair)</i>
	UAWT T-arms with adjustable width and height 4" (100 mm) height adjustment	-	X	-	X	-	195
	UA2D T-arms with adjustable width and height 3 1/4" (85 mm) height adjustment	X	X	-	X	X	180
	UA4D T-arms with adjustable width, height, and pivoting and sliding urethane arm pads 4 1/4" (110 mm) height adjustment	X	X	X	X	X	200
	ERGO T-arms with adjustable height and pivoting, locking gel arm pads 4 1/4" (110 mm) height adjustment	X	X	X	X	X	200

AW – Adjustable Width Arms adapted to be used with UAB and UAK armrests only, 4" (100 mm) total adjustment, 2" (50 mm) per arm *Factory installed*

50

GEL ARM PADS – Used with UAB armrests only

75

PAA – Pivot Adjustable Arms, used with UAB armrests only

50

SPA – Swivel Pivot Adjustable Arms, used with UAB armrests only


50

Mechanisms

Seating Mechanisms (Manual, Gas Lift and Synchro)

All of our mechanisms come standard in a Black finish.

Manual Control



MC1

Available on Models:

- 1. Tension Knob** – Turn clockwise to increase tension, counterclockwise to decrease tension.
- 2. Manual Height Adjustment** – Hold bell and turn chair clockwise to lower, counter clockwise to raise.

Gas Lift Control




GL2

Available on Models: Zero7 and Millennium

- 6. Pneumatic Height Adjustment** – To lower, pull lever up while seated; to raise, pull paddle up with your weight off the seat.

Synchro Control



PMB

Available on Models: Zero7 and Link

- 1. Tension Knob** – Turn clockwise to increase tension, counterclockwise to decrease tension.
- 6. Pneumatic Height Adjustment** – To lower, pull lever up while seated; to raise, pull paddle up with your weight off the seat.
- 9. Seat Angle/Tilt Lock Adjustment** – To change seat angle, pull paddle up while seated, push paddle down to lock when desired angle is achieved.

Tilt Control



TC1

Available on Models: Jendra

- 4. Back Angle Adjustment** – While seated pull paddle up, when desired angle achieved, push paddle down to lock.
- 6. Pneumatic Height Adjustment** – To lower, pull lever up while seated; to raise, pull paddle up with your weight off the seat.
- 8. Back Height Adjustment** – Turn clockwise to loosen, move chair back to desired height and re-tighten.
- 11. Infinite Seat Angle Adjustment** – Push paddle down to lock chair in position; to allow continuous movement, pull paddle down.

Mechanisms

Seating Mechanisms (Knee Tilt and Multi-Tilt)

All of our mechanisms come standard in a Black finish.

Knee Tilt Controls



KT1 and KT5

Available on Models: Jendra 3604, Jendra 3614 and Millennium (KT5)

- 1. Tension Knob** – Turn clockwise to increase tension, counterclockwise to decrease tension.
 - 5. Tilt Lock** – To lock chair in position, push paddle down; to allow free tilt movement, pull paddle up.
 - 6. Pneumatic Height Adjustment** – To lower, pull lever up while seated; to raise, pull paddle up with your weight off the seat.
-

START105

Available on Models: Rete

- 1. Tension Knob** – Turn clockwise to increase tension, counter clockwise to decrease tension.
 - 12. Multi-Function Control Arm** – Single lever actions the gas spindle and locks in 5 positions with “shock-resistance.” Slide lever forward to lock tilt. Slide lever backward to unlock tilt.
-

Multi-Tilt Control



MT1

Available on Models: Jendra 3604 and Jendra 3614

- 1. Tension Knob** – Turn clockwise to increase tension, counterclockwise to decrease tension.
- 4. Back Angle Adjustment** – While seated pull paddle up, when desired angle achieved, push paddle down to lock.
- 6. Pneumatic Height Adjustment** – To lower, pull lever up while seated; to raise, pull paddle up with your weight off the seat.
- 7. Forward Tilt** – Lean back in chair, bring tilt lock paddle to the up position and rotate lever clockwise to allow the seat to angle forward; to lock in position depress tilt lock paddle into the locked position.
- 8. Back Height Adjustment** – Turn clockwise to loosen, slide chair back to desired height and re-tighten.
- 9. Seat Angle/Tilt Lock Adjustment** – To change seat angle, pull paddle up while seated, push paddle down to lock when desired angle is achieved.

Alphabetical Index

A		M		U	
Ascot	3	Mariquita	76	Union Beam	100
Ari	64	Mariquita Beam	98		
Armrests	127	Metropolitan	38	V	
		Metropolitan Opera	40	Veronica	114
		Milano	16		
B		Millenium	109	W	
Boheme	102	Mindy	78	Warranty	118
		Moncton	42		
C		Mork	80	X	
Cameron	5	Mya	17	Xten	115
Casters	125	MySpace	44		
Cell	65			Z	
Cheer	6	N		Zero7	116
		Naxos	18	Zero9	86
E		Nest	21	Zero9 HD	91
Era	66	Net	82		
Eura	68	Nibia	23		
		O			
F		Omnia Evolution	48		
Fabric Programs	124			P	
Fila	104	Papillon	83		
Fixed Seating Warranty	123	PF3	25		
Flex	69	PG Series	110		
Flex Beam	95	Pneumatic Cylinders	126		
		Point	26		
I		Premiere	50		
Ingrid	72	Primo	52		
		Privée	28		
J		R			
Jendra	105	Remo	112		
Jolly	7	Rete	113		
		S			
K		Saudi	30		
Keaton	11	Seating Mechanisms	129		
Kentra	74	Smile	31		
Kentra Beam	96	Stylos	54		
		T			
L		Tazza	84		
L'Aqua	106	Tazza Beam	99		
Life	13	Tempo	58		
Link	107	Teorema	32		
Link Xplus	108	Terms and Conditions	119		
Lumbar Support	126	Thesi	62		
		Tiffany	34		
		Townsend	35		
		Townsend Elite	37		





borgo®

Excellence in contract seating and more

324 Carlingview Drive, Toronto, Ontario, Canada, M9W 5G5
T. 416.679.8133 Toll Free 1.888.312.6746 F. 416.679.8139
www.borgo.com sales@borgo.com