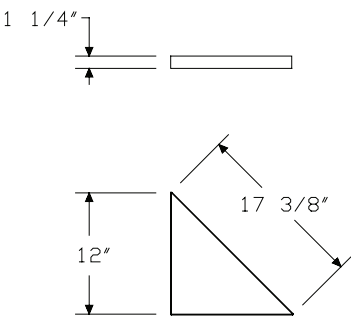


Product Information

Description
This wedge attaches to 2 work surfaces at a 90° angle to provide a corner work surface. It can be used with Action Office®, Canvas, and Ethospace® surfaces. The wedge has a laminate top and thermoplastic edge, laminate top with a thermoplastic backed plywood edge, or a veneer top and edge. Attachment hardware is included.

Notes
Corner wedge can support a keyboard tray attached to the underside of the work surfaces in 90° corner applications.

Dimensions



Specification Information

Step 1.
Y2091.

Step 2. Surface Material
L high-pressure laminate top/thermoplastic edge
U high-pressure laminate/universal edge
W veneer **A**

Prices for Steps 1-2.

| | |
|-----------------|-------|
| Y2091. L | \$174 |
| U | \$166 |
| W | \$248 |

Step 3.

Top Finish
For high-pressure laminate top/thermoplastic edge (L) or high-pressure laminate/universal edge (U)

| | | |
|------------|---------------------|------|
| 76 | light brown walnut | +\$0 |
| 8Q | folkstone grey | +\$0 |
| 91 | white | +\$0 |
| 98 | studio white | +\$0 |
| CL | cool grey neutral | +\$0 |
| HF | inner tone light | +\$0 |
| HM | natural maple | +\$0 |
| HP | light anigre | +\$0 |
| HX | aged cherry | +\$0 |
| LBA | clear on ash | +\$0 |
| LBR | phantom ecru | +\$0 |
| LBS | phantom cocoa | +\$0 |
| LBU | medium matte walnut | +\$0 |
| LBV | warm grey teak | +\$0 |
| LBB | oak on ash | +\$0 |
| LBC | walnut on ash | +\$0 |
| LBF | neutral twill | +\$0 |
| LBJ | graphite twill | +\$0 |
| LBN | classic linen | +\$0 |
| LBQ | white twill | +\$0 |
| LT | light tone | +\$0 |
| LU | soft white | +\$0 |
| WL | sandstone | +\$0 |
| WN | warm grey neutral | +\$0 |

Squared-Edge Corner Wedge

continued

Top/Edge Finish: Wood Veneer

For veneer (W)

| | | |
|------------|--|-------|
| CHD | noble cherry <input type="checkbox"/> A | +\$39 |
| 2U | light brown walnut <input type="checkbox"/> A | +\$39 |
| 40 | dark brown walnut <input type="checkbox"/> A | +\$39 |
| EW | medium matte walnut <input type="checkbox"/> A | +\$39 |
| ET | clear on ash <input type="checkbox"/> A | +\$39 |
| EU | oak on ash <input type="checkbox"/> A | +\$39 |
| EV | walnut on ash <input type="checkbox"/> A | +\$39 |
| UL | natural maple <input type="checkbox"/> A | +\$39 |

Step 4. Edge Finish

For high-pressure laminate top/thermoplastic edge (L)

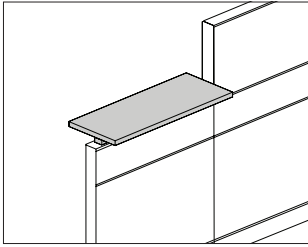
| | | |
|------------|---------------------|------|
| 76 | light brown walnut | +\$0 |
| 8Q | folkstone grey | +\$0 |
| 91 | white | +\$0 |
| 98 | studio white | +\$0 |
| BU | black umber | +\$0 |
| CL | cool grey neutral | +\$0 |
| HF | inner tone light | +\$0 |
| HM | natural maple | +\$0 |
| HP | light anigre | +\$0 |
| HX | aged cherry | +\$0 |
| LBA | clear on ash | +\$0 |
| LBR | phantom ecru | +\$0 |
| LBS | phantom cocoa | +\$0 |
| LBU | medium matte walnut | +\$0 |
| LBV | warm grey teak | +\$0 |
| LBB | oak on ash | +\$0 |
| LBC | walnut on ash | +\$0 |
| LBF | neutral twill | +\$0 |
| LBJ | graphite twill | +\$0 |
| LBN | classic linen | +\$0 |
| LBQ | white twill | +\$0 |
| LU | soft white | +\$0 |
| WL | sandstone | +\$0 |
| WN | warm grey neutral | +\$0 |

For high-pressure laminate/universal edge (U)

| | | |
|------------|--------------|-------|
| PLY | plywood edge | +\$50 |
|------------|--------------|-------|

Squared-Edge Transaction Surface

FT280.



Product Information

Description

This 14" deep rectangular surface attaches to the top of a frame and provides a counter or display surface. It has a laminate top with thermoplastic edge, laminate top with a thermoplastic backed plywood edge, or veneer top and edge. Stanchions attach the surface to the frame; a painted or veneer top cap with cutouts is included to accommodate the stanchions. The top of the surface sits 39" above the floor when used on a 35"-high frame. Attachment hardware is included.

Transaction surfaces wider than 48" require multiple frames:

Width—Frames

60"—any combination of frames totaling 60"

72"—any combination of frames totaling 72"

84"—2 42"-wide frames

96"—2 48"-wide frames

Notes

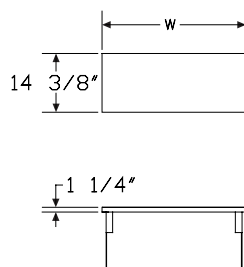
Transaction surface should be used with 35"-high frame.

Transaction surface cannot be used with change-of-height finished end with cable routing capability (FT161.B).

When placing 2 transaction surfaces side-by-side, there will be a .875" gap between surfaces.

Gap from frame top cap to underside of surface is 3.125".

Dimensions



Specification Information

Step 1.

FT280.

Step 2. Width

| | |
|-----------|----------|
| 24 | 24" wide |
| 30 | 30" wide |
| 36 | 36" wide |
| 42 | 42" wide |
| 48 | 48" wide |
| 60 | 60" wide |
| 72 | 72" wide |
| 84 | 84" wide |
| 96 | 96" wide |

Step 3. Surface Material

| | |
|----------|--|
| M | thermally-fused laminate top/thermoplastic edge |
| T | thermally-fused laminate top/universal edge A |
| L | high-pressure laminate top/thermoplastic edge |
| W | veneer A |
| U | high-pressure laminate/universal edge A |

Step 4. Top Cap Material

| | |
|----------|----------------------------------|
| P | painted standard top cap |
| W | veneer standard top cap A |
| A | painted architectural top cap |

Prices for Steps 1-4.

| | P | W | A |
|--------------------|----------|----------|----------|
| FT280. 24 M | \$713 | 948 | 860 |
| T | \$713 | 948 | 860 |
| L | \$772 | 1026 | 931 |
| W | \$1159 | 1415 | 1317 |
| U | \$772 | 1026 | 931 |
| 30 M | \$736 | 1024 | 905 |
| T | \$736 | 1024 | 905 |
| L | \$796 | 1107 | 979 |
| W | \$1247 | 1558 | 1430 |
| U | \$796 | 1107 | 979 |
| 36 M | \$760 | 1093 | 948 |
| T | \$760 | 1093 | 948 |
| L | \$823 | 1182 | 1026 |
| W | \$1337 | 1696 | 1541 |
| U | \$823 | 1182 | 1026 |

Squared-Edge Transaction

Surface *continued*

Canvas Office Landscape® Work Surfaces

| | | | |
|-------------|--------|------|------|
| 42 M | \$783 | 1163 | 998 |
| T | \$783 | 1163 | 998 |
| L | \$847 | 1258 | 1080 |
| W | \$1426 | 1839 | 1657 |
| U | \$847 | 1258 | 1080 |
| 48 M | \$811 | 1236 | 1043 |
| T | \$811 | 1236 | 1043 |
| L | \$878 | 1337 | 1129 |
| W | \$1515 | 1980 | 1769 |
| U | \$878 | 1337 | 1129 |
| 60 M | \$1213 | 1736 | 1489 |
| T | \$1213 | 1736 | 1489 |
| L | \$1312 | 1877 | 1610 |
| W | \$2083 | 2649 | 2385 |
| U | \$1312 | 1877 | 1610 |
| 72 M | \$1258 | 1926 | 1579 |
| T | \$1258 | 1926 | 1579 |
| L | \$1361 | 2083 | 1709 |
| W | \$2265 | 2987 | 2612 |
| U | \$1361 | 2083 | 1709 |
| 84 M | \$1308 | 2069 | 1675 |
| T | \$1308 | 2069 | 1675 |
| L | \$1415 | 2237 | 1812 |
| W | \$2446 | 3269 | 2840 |
| U | \$1415 | 2237 | 1812 |
| 96 M | \$1356 | 2213 | 1807 |
| T | \$1356 | 2213 | 1807 |
| L | \$1466 | 2394 | 1954 |
| W | \$2628 | 3555 | 3114 |
| U | \$1466 | 2394 | 1954 |

Step 5.

Top Finish

For high-pressure laminate top/thermoplastic edge (L) or high-pressure laminate/universal edge (U)

| | | |
|------------|---------------------------|------|
| 8Q | folkstone grey | +\$0 |
| 91 | white | +\$0 |
| 98 | studio white | +\$0 |
| CL | cool grey neutral | +\$0 |
| HF | inner tone light A | +\$0 |
| LU | soft white | +\$0 |
| WL | sandstone | +\$0 |
| WN | warm grey neutral | +\$0 |
| 76 | light brown walnut | +\$0 |
| HM | natural maple | +\$0 |
| HP | light anigre | +\$0 |
| HX | aged cherry | +\$0 |
| LBA | clear on ash | +\$0 |
| LBR | phantom ecru | +\$0 |
| LBS | phantom cocoa | +\$0 |
| LBU | medium matte walnut | +\$0 |
| LBV | warm grey teak | +\$0 |
| LBB | oak on ash | +\$0 |
| LBC | walnut on ash | +\$0 |
| LBF | neutral twill | +\$0 |
| LBJ | graphite twill | +\$0 |
| LBQ | white twill | +\$0 |
| LBN | classic linen | +\$0 |

Top Finish

For thermally-fused laminate top/thermoplastic edge (M) or thermally-fused laminate top/universal edge (T)

| | | |
|------------|------------------------------|------|
| 8Q | folkstone grey | +\$0 |
| 91 | white | +\$0 |
| 98 | studio white | +\$0 |
| HM | natural maple | +\$0 |
| LBA | clear on ash | +\$0 |
| LBB | oak on ash | +\$0 |
| LBC | walnut on ash | +\$0 |
| LBF | neutral twill | +\$0 |
| LBQ | white twill | +\$0 |
| LBU | medium matte walnut A | +\$0 |

Squared-Edge Transaction Surface *continued*

Top/Edge Finish: Wood Veneer

For veneer (W)

| | | |
|------------|------------------------------------|-------|
| 2U | light brown walnut A | +\$60 |
| 40 | dark brown walnut A | +\$60 |
| CHD | noble cherry A | +\$60 |
| ET | clear on ash A | +\$60 |
| EU | oak on ash A | +\$60 |
| EV | walnut on ash A | +\$60 |
| EW | medium matte walnut A | +\$60 |
| UL | natural maple A | +\$60 |
| WHN | natural white oak A | +\$60 |

Step 6. Edge Finish

For thermally-fused laminate top/thermoplastic edge (M) or high-pressure laminate top/thermoplastic edge (L)

| | | |
|------------|---------------------|------|
| 76 | light brown walnut | +\$0 |
| 8Q | folkstone grey | +\$0 |
| 91 | white | +\$0 |
| 98 | studio white | +\$0 |
| CL | cool grey neutral | +\$0 |
| LBA | clear on ash | +\$0 |
| LBR | phantom ecru | +\$0 |
| LBS | phantom cocoa | +\$0 |
| LBU | medium matte walnut | +\$0 |
| LBV | warm grey teak | +\$0 |
| LBB | oak on ash | +\$0 |
| LBC | walnut on ash | +\$0 |
| LBF | neutral twill | +\$0 |
| LBJ | graphite twill | +\$0 |
| LBN | classic linen | +\$0 |
| LBQ | white twill | +\$0 |
| WL | sandstone | +\$0 |
| WN | warm grey neutral | +\$0 |
| HF | inner tone light | +\$0 |
| HM | natural maple | +\$0 |
| HP | light anigre | +\$0 |
| HX | aged cherry | +\$0 |
| LU | soft white | +\$0 |

For thermally-fused laminate top/universal edge (T) or high-pressure laminate/universal edge (U)

| | | |
|------------|-----------------------------|-------|
| PLY | plywood edge A | +\$50 |
|------------|-----------------------------|-------|

Step 7. Top Cap Finish

For painted standard top cap (P) or painted architectural top cap (A)

| | | |
|-----------|----------------|------|
| 8Q | folkstone grey | +\$0 |
| 98 | studio white | +\$0 |
| WL | sandstone | +\$0 |

Bright Sand Texture Paint

For painted standard top cap (P) or painted architectural top cap (A)

| | | |
|-----------|-------------------|------|
| 91 | white | +\$0 |
| CL | cool grey neutral | +\$0 |
| G1 | graphite | +\$0 |
| WN | warm grey neutral | +\$0 |

Metallic Paint

For painted standard top cap (P) or painted architectural top cap (A)

| | | |
|------------|--------------------|-------|
| CN | metallic champagne | +\$0 |
| EH | metallic bronze | +\$0 |
| MS | metallic silver | +\$0 |
| SNA | satin aluminum | +\$10 |
| SNB | satin bronze | +\$10 |
| SNC | satin carbon | +\$10 |

Wood Veneer

For veneer standard top cap (W)

| | | |
|-----------|-----------------------------------|------|
| 2U | light brown walnut A | +\$0 |
| 40 | dark brown walnut | +\$0 |
| EW | medium matte walnut | +\$0 |
| ET | clear on ash A | +\$0 |
| EU | oak on ash A | +\$0 |
| EV | walnut on ash A | +\$0 |
| UL | natural maple A | +\$0 |

Step 8. Stanchion Finish

| | | |
|-----------|----------------|------|
| 8Q | folkstone grey | +\$0 |
| 98 | studio white | +\$0 |
| WL | sandstone | +\$0 |

Bright Sand Texture Paint

| | | |
|-----------|-------------------|------|
| 91 | white | +\$0 |
| CL | cool grey neutral | +\$0 |
| G1 | graphite | +\$0 |
| WN | warm grey neutral | +\$0 |

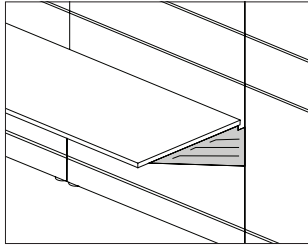
Squared-Edge Transaction
Surface *continued*

Canvas Office Landscape® Work Surfaces

| | | |
|---------------------|--|-------|
| Metallic Paint | | |
| CN | metallic champagne | +\$0 |
| EH | metallic bronze | +\$0 |
| MS | metallic silver | +\$0 |
| SNA | satin aluminum | +\$10 |
| SNB | satin bronze | +\$10 |
| SNC | satin carbon | +\$10 |
| Step 9. Application | | |
| LD | stacking on 35", 46", 57", 68", 79" base frame | +\$0 |
| JL | stacking on 42"-high base frame | +\$40 |

Surface Cantilever

FT290.



Product Information

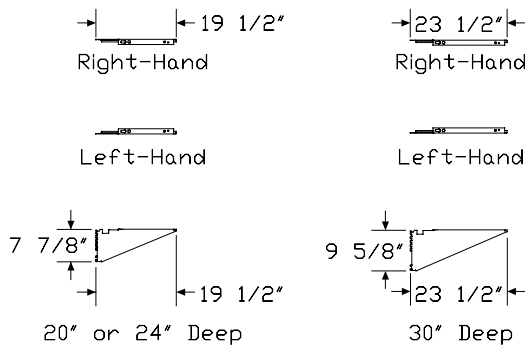
Description

This bracket supports a surface on the left or right side and attaches the surface to a frame or wall strips. Attachment hardware and 1 surface cantilever are included.

Notes

Specify cantilever depth to match depth of surface being supported. Cantilevered surfaces can be placed in 1" vertical increments along the frame or wall strips.

Dimensions



Specification Information

Step 1.

FT290.

Step 2. Surface Depth

24 for 20" or 24" deep surfaces
30 for 30" deep surface

Step 3. Position

L left-hand cantilever
R right-hand cantilever

Prices for Steps 1-3.

| | L | R |
|------------------|------|----|
| FT290. 24 | \$49 | 49 |
| 30 | \$59 | 59 |

Step 4. Finish

Sand Texture Paint

| | | |
|-----------|---|------|
| 8Q | folkstone grey <input type="checkbox"/> | +\$0 |
| 91 | white | +\$0 |
| 98 | studio white <input type="checkbox"/> | +\$0 |
| BK | black | +\$0 |
| CL | cool grey neutral | +\$0 |
| G1 | graphite | +\$0 |
| WL | sandstone <input type="checkbox"/> | +\$0 |
| WN | warm grey neutral | +\$0 |

Reclaimed Paint

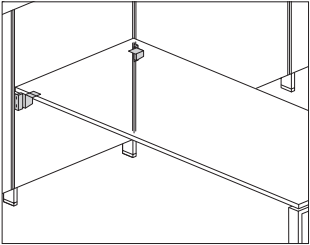
| | | |
|-----------|-----------|------|
| RS | ironstone | -\$5 |
|-----------|-----------|------|

Metallic Paint

| | | |
|------------|--------------------|-------|
| CN | metallic champagne | +\$0 |
| EH | metallic bronze | +\$0 |
| MS | metallic silver | +\$0 |
| SNA | satin aluminum | +\$10 |
| SNB | satin bronze | +\$10 |
| SNC | satin carbon | +\$10 |

Peninsula Support Bracket

FT29A.



Product Information

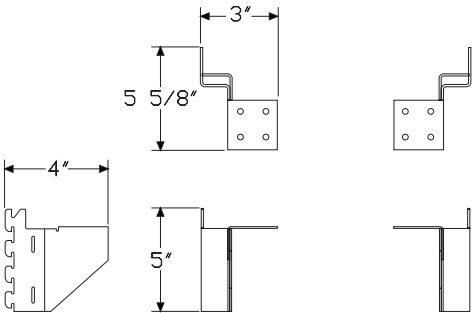
Description

This support bracket attaches one end of a square edge rectangular surface perpendicular to a frame or wall strips to form a peninsula application. Package contains 1 pair.

Notes

Match depth of surface to width of frame.
Peninsula support brackets only attach to the squared-edge portion of a surface.

Dimensions



Specification Information

| | |
|---------------|-------|
| Step 1. | |
| FT29A. | \$271 |

Step 2. Finish

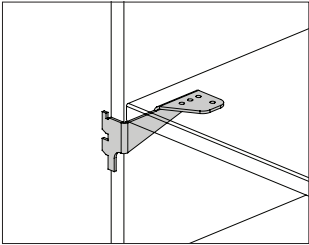
| | | |
|----------------|--------------------|-------|
| Metallic Paint | | |
| CN | metallic champagne | +\$0 |
| EH | metallic bronze | +\$0 |
| MS | metallic silver | +\$0 |
| SNA | satin aluminum | +\$10 |
| SNB | satin bronze | +\$10 |
| SNC | satin carbon | +\$10 |

| | | |
|--------------------|-------|------|
| Sand Texture Paint | | |
| BK | black | +\$0 |

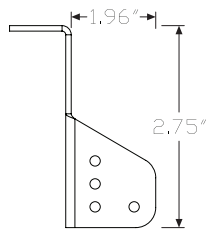
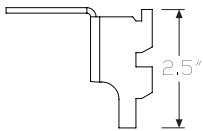
| | | |
|--------------|-------------------|------|
| Smooth Paint | | |
| 8Q | folkstone grey | +\$0 |
| 91 | white | +\$0 |
| 98 | studio white | +\$0 |
| CL | cool grey neutral | +\$0 |
| G1 | graphite | +\$0 |
| WL | sandstone | +\$0 |
| WN | warm grey neutral | +\$0 |

Work Surface Support Bracket

E2931.



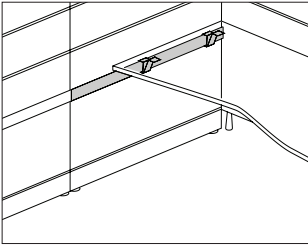
| Product Information |
|---|
| Description |
| This bracket attaches to the front corner of an Ethospace® or Canvas hanging work surface to provide support. It can be used only when the return frame width matches the work surface depth. The bracket cannot be used with an Ethospace Flex-Edge™ work surface. Package contains 4. |
| Dimensions |



| Specification Information |
|--------------------------------|
| Step 1. |
| E2931. |
| Step 2. Position |
| L left |
| R right |
| Prices for Steps 1-2. |
| E2931. L |
| R |
| Step 3. Finish |
| 8Q folkstone grey |
| 91 white |
| 98 studio white A |
| BU black umber |
| HF inner tone light |
| LU soft white |
| MT medium tone |
| SG slate grey |
| WL sandstone |
| CN metallic champagne |
| MS metallic silver |

Surface Support Rail

FT295.

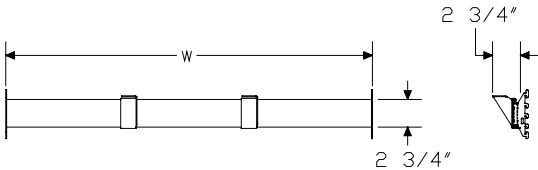


Product Information

Description
This rail attaches to an equal-width frame and provides support for the depth of a frame-attached surface. The rail also holds work tools.

Notes
Specify width of support rail to match width of frame.
When surface is placed at 28½", top of support rail is 27¼".
The opposite end of the surface can be supported by another frame and support rail or a frame-attached support panel or frame-attached open support of equal depth.
Surface support rail will not support a peninsula surface.

Dimensions



Specification Information

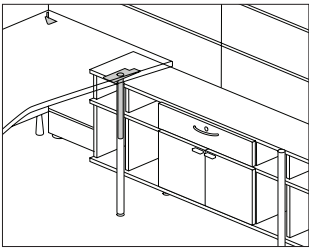
Step 1.
FT295.

| Step 2. Frame Width | |
|---------------------|----------|
| 24 | 24" wide |
| 30 | 30" wide |
| 36 | 36" wide |
| 42 | 42" wide |
| 48 | 48" wide |

| Prices for Steps 1-2. | |
|-----------------------|-------|
| FT295. 24 | \$135 |
| 30 | \$158 |
| 36 | \$178 |
| 42 | \$193 |
| 48 | \$203 |

| Step 3. Finish | | |
|----------------|--------------------|-------|
| Metallic Paint | | |
| CN | metallic champagne | +\$0 |
| EH | metallic bronze | +\$0 |
| MS | metallic silver | +\$0 |
| SNA | satin aluminum | +\$10 |
| SNB | satin bronze | +\$10 |
| SNC | satin carbon | +\$10 |

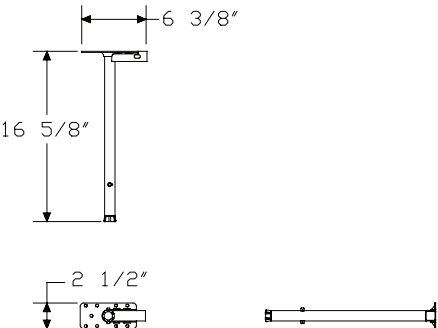
| Sand Texture Paint | | |
|--------------------|-------------------|------|
| 8Q | folkstone grey | +\$0 |
| 91 | white | +\$0 |
| 98 | studio white | +\$0 |
| BK | black | +\$0 |
| CL | cool grey neutral | +\$0 |
| G1 | graphite | +\$0 |
| WL | sandstone | +\$0 |
| WN | warm grey neutral | +\$0 |



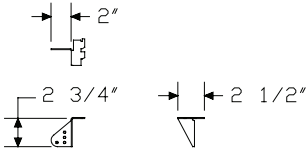
| Product Information |
|--|
| Description |
| This support post fits into the front leg of a bookcase/bookshelf and attaches to the underside of a concave rectangular surface. It allows the bookcase/bookshelf to support the surface at one end, eliminating the need for a cantilever. Support has a 5" range of adjustment (26 1/2" - 31 1/2" surface height). Finish is black. Attachment hardware included. |
| Notes |
| For use with squared-edge surfaces. |
| Dimensions |

| Specification Information |
|---------------------------|
| Step 1. |
| FT293. \$176 |

Canvas Office Landscape® Work Surfaces



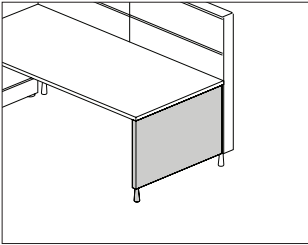
Post Support



Surface Bracket

Support Panel, Tapered Foot, Frame Attached

FT291.

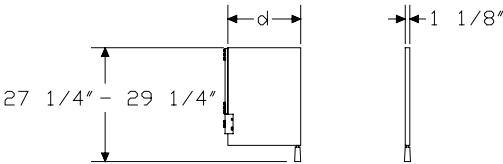


Product Information

Description
This non-handed support panel attaches to a surface and a frame. It can be used as an end panel or a mid-run panel and supports a surface placed at 28½" high. The laminate panel has an open base with a glide that provides an adjustment range of 28½" to 30½". Attachment hardware is included.

Notes
Specify depth of panel to match depth of surface. For mid-run application, specify 12"- or 20"-deep support panel.
For ¼-round link and 120° link, 20"-deep support panel is the minimum support requirement.

Dimensions



Specification Information

Step 1.

FT291.

Step 2. Depth

- 12L 12" deep, mid-run
- 20L 20" deep
- 24L 24" deep
- 30L 30" deep

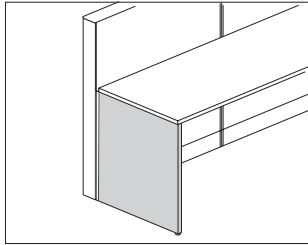
Prices for Steps 1-2.

| | |
|------------|-------|
| FT291. 12L | \$280 |
| 20L | \$381 |
| 24L | \$394 |
| 30L | \$408 |

Step 3. Surface Finish

| | | |
|----|-------------------|------|
| 8Q | folkstone grey | +\$0 |
| 91 | white | +\$0 |
| 98 | studio white | +\$0 |
| CL | cool grey neutral | +\$0 |
| G1 | graphite | +\$0 |
| WL | sandstone | +\$0 |
| WN | warm grey neutral | +\$0 |

Support Panel, Frame-Attached FT2G2.



Product Information

Description

This handed support panel attaches to a surface and a frame to provide surface support and end or mid-run support to a frame run. It has adjustable glides with a 2" range, allowing a surface height of 28 1/2"-30 1/2". Attachment hardware included.

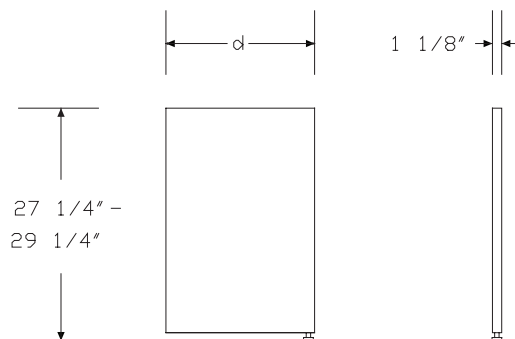
Notes

For end support, match depth of support panel to depth of surface, and match edge types.

For mid-run support, specify 12"-deep, shared mid-run option (2A) on applications with 20"-deep or 24"-deep surfaces that are 12' or less; 20"-deep or 24"-deep supports also provide mid-run support when surfaces are deeper or when longer applications are required.

See Canvas planning guide for support capabilities of each frame-attached support option.

Dimensions



Specification Information

Step 1.

FT2G2. ☐

Step 2. Work Surface Edge Type

S squared-edge ☐

T thin-edge ☐

E eased-edge ☐

Step 3. Depth

2A 12" deep, shared mid-run ☐

20 20" deep ☐

24 24" deep ☐

30 30" deep ☐

Step 4. Position

For 20" deep (20), 24" deep (24), or 30" deep (30)

L left-hand support ☐

R right-hand support ☐

For 12" deep, shared mid-run (2A)

S shared, mid-run ☐

Step 5. Surface Material

H high-pressure laminate with thermoplastic edge ☐

L thermally-fused laminate with thermoplastic edge ☐

W veneer ☐

Prices for Steps 1-5.

| | | LH | LL | LW | SH | SL | SW |
|-----------------|-------------|-------|-----|-----|-------|-----|-----|
| FT2G2. S | 2A | — | — | — | \$313 | 250 | 648 |
| | 20 | \$495 | 396 | 813 | — | — | — |
| | 24 | \$516 | 415 | 853 | — | — | — |
| | 30 | \$525 | 420 | 877 | — | — | — |
| | T 2A | — | — | — | \$313 | 250 | 648 |
| T | 20 | \$495 | 396 | 813 | — | — | — |
| | 24 | \$516 | 415 | 853 | — | — | — |
| | 30 | \$525 | 420 | 877 | — | — | — |
| | E 2A | — | — | — | \$313 | 250 | 648 |
| | 20 | \$495 | 396 | 813 | — | — | — |
| E | 24 | \$516 | 415 | 853 | — | — | — |
| | 30 | \$525 | 420 | 877 | — | — | — |

Support Panel, Frame-Attached

continued

| | | RH | RL | RW |
|-----------------|-----------|-------|-----|-----|
| FT2G2. S | 20 | \$495 | 396 | 813 |
| | 24 | \$516 | 415 | 853 |
| | 30 | \$525 | 420 | 877 |
| T | 20 | \$495 | 396 | 813 |
| | 24 | \$516 | 415 | 853 |
| | 30 | \$525 | 420 | 877 |
| E | 20 | \$495 | 396 | 813 |
| | 24 | \$516 | 415 | 853 |
| | 30 | \$525 | 420 | 877 |

Step 6. Surface Finish

Solid-Color Laminate

For thermally-fused laminate with thermoplastic edge (L)

| | | |
|-----------|--|------|
| 8Q | folkstone grey <input type="checkbox"/> | +\$0 |
| 91 | white <input type="checkbox"/> | +\$0 |
| 98 | studio white <input type="checkbox"/> | +\$0 |
| CL | cool grey neutral <input type="checkbox"/> | +\$0 |
| G1 | graphite <input type="checkbox"/> | +\$0 |
| LU | soft white <input type="checkbox"/> | +\$0 |
| WL | sandstone <input type="checkbox"/> | +\$0 |
| WN | warm grey neutral <input type="checkbox"/> | +\$0 |

For thermally-fused laminate with thermoplastic edge (L)

| | | |
|------------|--|------|
| LBN | classic linen <input type="checkbox"/> | +\$0 |
|------------|--|------|

Twill Laminate

For thermally-fused laminate with thermoplastic edge (L)

| | | |
|------------|---|------|
| LBF | neutral twill <input type="checkbox"/> | +\$0 |
| LBJ | graphite twill <input type="checkbox"/> | +\$0 |
| LBQ | white twill <input type="checkbox"/> | +\$0 |

Wood-Grain Laminate

For thermally-fused laminate with thermoplastic edge (L)

| | | |
|------------|--|------|
| 76 | light brown walnut <input type="checkbox"/> | +\$0 |
| HM | natural maple <input type="checkbox"/> | +\$0 |
| HP | light anigre <input type="checkbox"/> | +\$0 |
| HX | aged cherry <input type="checkbox"/> | +\$0 |
| LBA | clear on ash <input type="checkbox"/> | +\$0 |
| LBB | oak on ash <input type="checkbox"/> | +\$0 |
| LBC | walnut on ash <input type="checkbox"/> | +\$0 |
| LBR | phantom ecru <input type="checkbox"/> | +\$0 |
| LBS | phantom cocoa <input type="checkbox"/> | +\$0 |
| LBU | medium matte walnut <input type="checkbox"/> | +\$0 |
| LBV | warm grey teak <input type="checkbox"/> | +\$0 |

For high-pressure laminate with thermoplastic edge (H)

| | | |
|------------|--|------|
| 76 | light brown walnut | +\$0 |
| 8Q | folkstone grey | +\$0 |
| 91 | white | +\$0 |
| 98 | studio white | +\$0 |
| CL | cool grey neutral | +\$0 |
| HF | inner tone light | +\$0 |
| HM | natural maple | +\$0 |
| HP | light anigre | +\$0 |
| HX | aged cherry | +\$0 |
| LBA | clear on ash | +\$0 |
| LBB | oak on ash | +\$0 |
| LBC | walnut on ash | +\$0 |
| LBF | neutral twill | +\$0 |
| LBJ | graphite twill | +\$0 |
| LBN | classic linen | +\$0 |
| LBQ | white twill | +\$0 |
| LBR | phantom ecru <input type="checkbox"/> | +\$0 |
| LBS | phantom cocoa <input type="checkbox"/> | +\$0 |
| LBU | medium matte walnut <input type="checkbox"/> | +\$0 |
| LBV | warm grey teak <input type="checkbox"/> | +\$0 |
| LT | light tone | +\$0 |
| LU | soft white | +\$0 |
| OG | honey maple <input type="checkbox"/> | +\$0 |
| WL | sandstone | +\$0 |
| WN | warm grey neutral | +\$0 |

For veneer (W)

| | | |
|-----------|--|------|
| 2U | light brown walnut <input type="checkbox"/> | +\$0 |
| 40 | dark brown walnut <input type="checkbox"/> | +\$0 |
| ET | clear on ash <input type="checkbox"/> | +\$0 |
| EU | oak on ash <input type="checkbox"/> | +\$0 |
| EV | walnut on ash <input type="checkbox"/> | +\$0 |
| EW | medium matte walnut <input type="checkbox"/> | +\$0 |
| UL | natural maple <input type="checkbox"/> | +\$0 |

Support Panel, Frame-Attached

continued

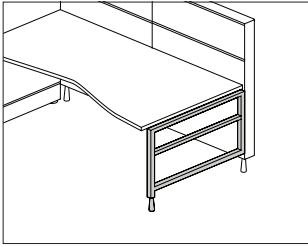
Step 7. Attachment Bracket Finish

Sand Texture Paint

| | | |
|------------|--|-------|
| 8Q | folkstone grey <input type="checkbox"/> | +\$0 |
| 91 | white <input type="checkbox"/> | +\$0 |
| 98 | studio white <input type="checkbox"/> | +\$0 |
| BK | black <input type="checkbox"/> | +\$0 |
| CL | cool grey neutral <input type="checkbox"/> | +\$0 |
| G1 | graphite <input type="checkbox"/> | +\$0 |
| LU | soft white <input type="checkbox"/> | +\$0 |
| MT | medium tone <input type="checkbox"/> | +\$0 |
| WL | sandstone <input type="checkbox"/> | +\$0 |
| WN | warm grey neutral <input type="checkbox"/> | +\$0 |
| SNA | satin aluminum <input type="checkbox"/> | +\$10 |
| SNB | satin bronze <input type="checkbox"/> | +\$10 |
| SNC | satin carbon <input type="checkbox"/> | +\$10 |

Open Support, Tapered Foot, Frame Attached

FT294.



Product Information

Description

This open metal support attaches to a surface and a frame. It can be used as an end panel or a mid-run panel and supports a surface placed at 28½" high. The open support has a glide that provides an adjustment range of 28½" to 30½". Attachment hardware is included.

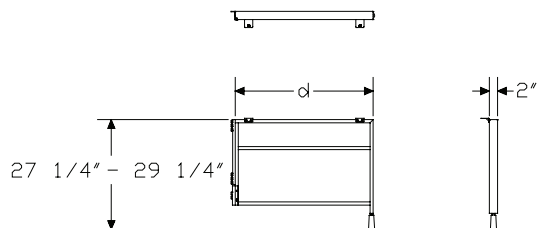
Notes

Specify depth of support to match depth of surface. For mid-run application, specify 12"- or 20"-deep open support.

For ¼-round link and 120° link, 20"-deep open support is the minimum support requirement.

36"-deep open support is for concave rectangular surface (FT211.) only.

Dimensions



Specification Information

Step 1.

FT294.

Step 2. Depth

| | |
|-----------|-------------------|
| 12 | 12" deep, mid-run |
| 20 | 20" deep |
| 24 | 24" deep |
| 30 | 30" deep |
| 36 | 36" deep |

Step 3. Position

| | |
|----------|--------------------|
| L | left-hand support |
| R | right-hand support |

Prices for Steps 1-3.

| | L | R |
|------------------|----------|----------|
| FT294. 12 | \$439 | 439 |
| 20 | \$591 | 591 |
| 24 | \$608 | 608 |
| 30 | \$621 | 621 |
| 36 | \$638 | 638 |

Step 4. Finish

Sand Texture Paint

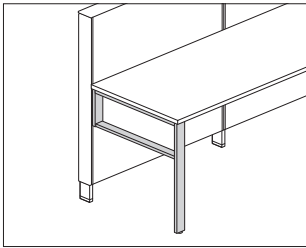
| | | |
|-----------|-------------------------|------|
| 8Q | folkstone grey A | +\$0 |
| 91 | white | +\$0 |
| 98 | studio white A | +\$0 |
| BK | black A | +\$0 |
| CL | cool grey neutral | +\$0 |
| G1 | graphite | +\$0 |
| WL | sandstone A | +\$0 |
| WN | warm grey neutral | +\$0 |

Metallic Paint

| | | |
|------------|--------------------|-------|
| CN | metallic champagne | +\$0 |
| EH | metallic bronze | +\$0 |
| MS | metallic silver | +\$0 |
| SNA | satin aluminum | +\$30 |
| SNB | satin bronze | +\$30 |
| SNC | satin carbon | +\$30 |

Open Support, Architectural Foot, Frame Attached

FT2A1.



Product Information

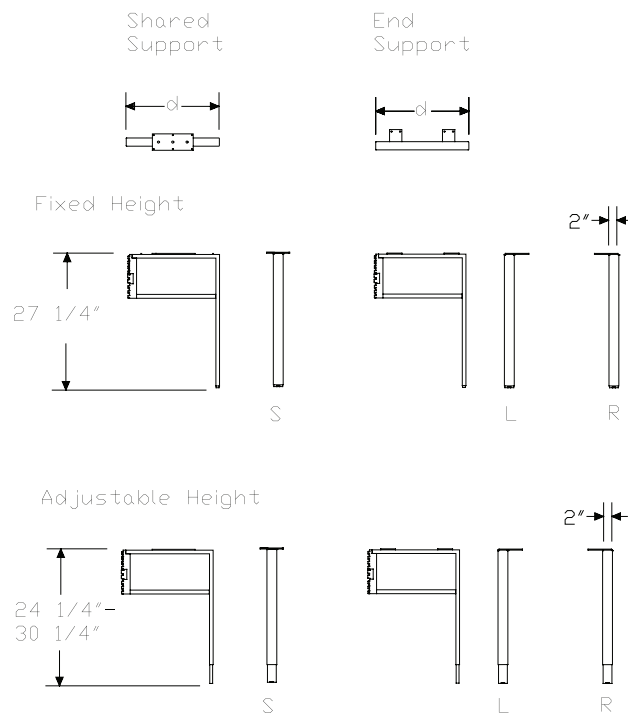
Description

This support leg attaches to a surface and a frame to provide surface support and end or mid-run support to a frame run. The fixed-height leg has a 2" leveling range, allowing a surface height of 28½"-30½". The adjustable-height leg is adjustable over a 6" range, allowing a surface height of 25½"-31½". Attachment hardware included.

Notes

For end support, match depth of support panel to depth of surface.
For mid-run support, specify 12"-deep, shared mid-run option (12L).
36"-deep support leg supports a concave rectangular surface (FT211.) only.
See Canvas planning guide for support capabilities of each frame-attached support option.

Dimensions



Specification Information

Step 1.

FT2A1.

Step 2. Depth

| | |
|-----------|--------------------------|
| 12 | 12" deep, shared mid-run |
| 20 | 20" deep |
| 24 | 24" deep |
| 30 | 30" deep |
| 36 | 36" deep |

Step 3. Leg Type

| | |
|----------|-------------------|
| F | fixed height |
| A | adjustable height |

Step 4. Position

| | |
|----------|--------------------|
| L | left-hand support |
| R | right-hand support |

Prices for Steps 1-4.

| | L | R |
|--------------------|----------|----------|
| FT2A1. 12 F | \$351 | 351 |
| A | \$426 | 426 |
| 20 F | \$439 | 439 |
| A | \$516 | 516 |
| 24 F | \$470 | 470 |
| A | \$547 | 547 |
| 30 F | \$500 | 500 |
| A | \$575 | 575 |
| 36 F | \$528 | 528 |
| A | \$605 | 605 |

Step 5. Surface Finish

Sand Texture Paint

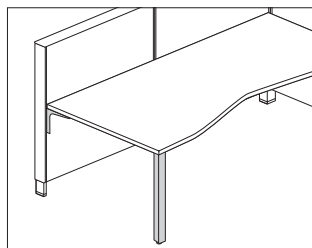
| | | |
|-----------|----------------------------|------|
| 8Q | folkstone grey A | +\$0 |
| 91 | white A | +\$0 |
| 98 | studio white A | +\$0 |
| BK | black A | +\$0 |
| CL | cool grey neutral A | +\$0 |
| G1 | graphite A | +\$0 |
| WL | sandstone A | +\$0 |
| WN | warm grey neutral A | +\$0 |

Open Support, Architectural
Foot, Frame Attached *continued*

Canvas Office Landscape® Work Surfaces

| | | |
|----------------|--------------------|-------|
| Metallic Paint | | |
| CN | metallic champagne | +\$0 |
| EH | metallic bronze | +\$0 |
| MS | metallic silver | +\$0 |
| SNA | satin aluminum | +\$10 |
| SNB | satin bronze | +\$10 |
| SNC | satin carbon | +\$10 |

FT2B1.



Description

Dimensions

Technical drawings of the 100 Series End Cap. The drawings include a top view showing a square cap with a central hole and a side view showing the cap's profile. Dimensions are provided in inches: 6 3/8" for the width, 6" for the height, 2 1/4" for the base width, and 6 1/2" for the base width. A note indicates the cap is 24 1/4" to 30 1/4" high.

Step 1.

FT2B1.

Step 2. Leg Type

| | |
|----------|-------------------|
| F | fixed height |
| A | adjustable height |

Step 3. Position

| | |
|----------|--------------------|
| L | left-hand support |
| R | right-hand support |

Prices for Steps 1-3.

| | L | R |
|----------|-------|-----|
| FT2B1. F | \$632 | 632 |
| A | \$673 | 673 |

Step 4. Leg Body/Frame Bracket Finish

Sand Texture Paint

| | | |
|-----------|----------------|------|
| 8Q | folkstone grey | +\$0 |
| 91 | white | +\$0 |
| 98 | studio white | +\$0 |
| BK | black | +\$0 |
| G1 | graphite | +\$0 |
| WL | sandstone | +\$0 |

Metallic Paint

| | | |
|------------|-----------------|-------|
| MS | metallic silver | +\$0 |
| SNA | satın aluminum | +\$10 |
| SNB | satın bronze | +\$10 |
| SNC | satın carbon | +\$10 |

Step 5. Leg Face Finish

Sand Texture Paint

| | | | |
|-----------|----------------|---|-------|
| 8Q | folkstone grey |  | + \$0 |
| 98 | studio white |  | + \$0 |
| BK | black |  | + \$0 |
| WL | sandstone |  | + \$0 |

Smooth Paint

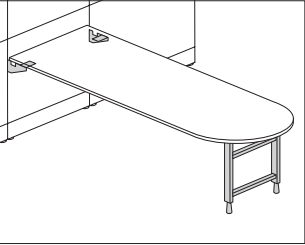
| | | |
|-----------|----------------|------|
| 91 | white | +\$0 |
| G2 | graphite satin | +\$0 |

Universal Post Leg, Frame
Attached *continued*

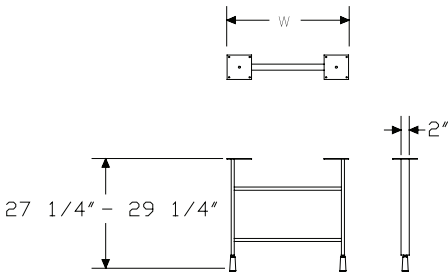
Canvas Office Landscape® Work Surfaces

| | | |
|----------------|-------------------------|-------|
| Metallic Paint | | |
| MS | metallic silver | +\$0 |
| SNA | satin aluminum | +\$10 |
| SNB | satin bronze | +\$10 |
| SNC | satin carbon | +\$10 |
| Anodized | | |
| AN | clear anodized aluminum | +\$10 |

Open Support Leg, Tapered Foot, Peninsula/D-Shaped Surface Attached FT2F2.

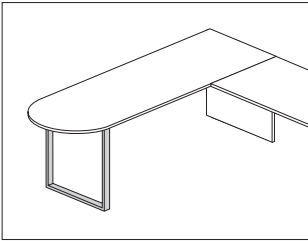


| Product Information |
|--|
| Description |
| This support leg attaches to 1 end of a peninsula or D-shaped surface and is inset from the edge. The adjustable feet have a 2" range, allowing a surface height of 28½"-30½". Attachment hardware included. |
| Dimensions |



| Specification Information | | | | | |
|---------------------------|------------------------|-----|-----|-----|-------|
| Step 1. | | | | | |
| FT2F2. | | | | | |
| Step 2. Leg Position | | | | | |
| A | inset | | | | |
| Step 3. Surface Dimension | | | | | |
| 24 | for 24"-deep peninsula | | | | |
| 30 | for 30"-deep peninsula | | | | |
| 36 | for 36"-deep peninsula | | | | |
| 51 | for 51"-wide d-shaped | | | | |
| 63 | for 63"-wide d-shaped | | | | |
| Prices for Steps 1-3. | | | | | |
| | 24 | 30 | 36 | 51 | 63 |
| FT2F2. A | \$415 | 494 | 514 | 415 | 494 |
| Step 4. Surface Finish | | | | | |
| Sand Texture Paint | | | | | |
| 8Q | folkstone grey | A | | | +\$0 |
| 91 | white | A | | | +\$0 |
| 98 | studio white | A | | | +\$0 |
| BK | black | A | | | +\$0 |
| CL | cool grey neutral | A | | | +\$0 |
| G1 | graphite | A | | | +\$0 |
| WL | sandstone | A | | | +\$0 |
| WN | warm grey neutral | A | | | +\$0 |
| Metallic Paint | | | | | |
| CN | metallic champagne | | | | +\$0 |
| EH | metallic bronze | | | | +\$0 |
| MS | metallic silver | | | | +\$0 |
| SNA | satin aluminum | | | | +\$10 |
| SNB | satin bronze | | | | +\$10 |
| SNC | satin carbon | | | | +\$10 |

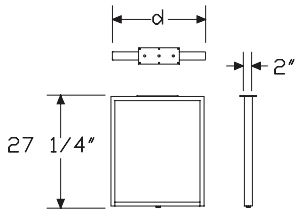
Square Open Support Leg, Peninsula Attached FV2D1.



Product Information

Description
This leg supports a 1 end of a peninsula surface and is inset from the edge. It has leveling glides with 1½" of adjustment. Attachment hardware included.

Dimensions



Specification Information

Step 1.

FV2D1.

Step 2. Leg Position

A inset

Step 3. Surface Depth

24 for 24"-deep surface

30 for 30"-deep surface

36 for 36"-deep surface

Step 4. Leg Type

F fixed height

Prices for Steps 1-4.

| | F |
|--------------------|----------|
| FV2D1. A 24 | \$315 |
| 30 | \$483 |
| 36 | \$483 |

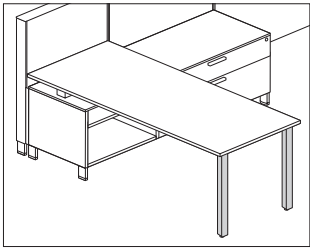
Step 5. Surface Finish

Sand Texture Paint

| | | |
|-----------|-------------------|------|
| 8Q | folkstone grey | +\$0 |
| 91 | white | +\$0 |
| 98 | studio white | +\$0 |
| BK | black | +\$0 |
| CL | cool grey neutral | +\$0 |
| G1 | graphite | +\$0 |
| WL | sandstone | +\$0 |
| WN | warm grey neutral | +\$0 |

Metallic Paint

| | | |
|------------|--------------------|-------|
| CN | metallic champagne | +\$0 |
| EH | metallic bronze | +\$0 |
| MS | metallic silver | +\$0 |
| SNA | satin aluminum | +\$10 |
| SNB | satin bronze | +\$10 |
| SNC | satin carbon | +\$10 |

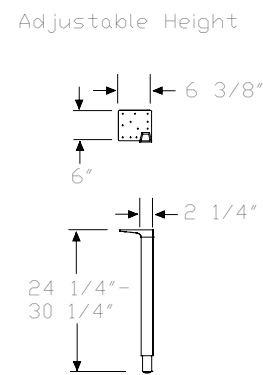
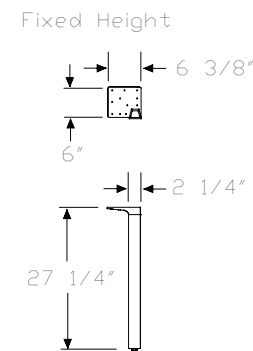


Product Information

Description

This leg is available as a single leg to support 1 corner of a surface, or as a pair to support 1 end of a surface. The fixed-height leg has a 2" leveling range, allowing a surface height of 28½"-30½". The adjustable-height leg is adjustable over a 6" range, allowing a surface height of 25½"-31½". Attachment hardware included.

Dimensions



Specification Information

Step 1.

FT2B2.

Step 2. Leg Type

| | |
|----------|-------------------|
| F | fixed height |
| A | adjustable height |

Step 3. Position

| | |
|----------|------------------------------|
| L | left-hand, single leg |
| R | right-hand, single leg |
| P | left-hand & right-hand, pair |

Prices for Steps 1-3.

| | L | R | P |
|-----------------|----------|----------|----------|
| FT2B2. F | \$549 | 549 | 1088 |
| A | \$586 | 586 | 1167 |

Step 4. Leg Body Finish

Sand Texture Paint

For left-hand, single leg (L) or right-hand, single leg (R)

| | | |
|-----------|----------------|------|
| 8Q | folkstone grey | +\$0 |
| 91 | white | +\$0 |
| 98 | studio white | +\$0 |
| BK | black | +\$0 |
| G1 | graphite | +\$0 |
| WL | sandstone | +\$0 |

Metallic Paint

For left-hand, single leg (L) or right-hand, single leg (R)

| | | |
|-----------|-----------------|------|
| MS | metallic silver | +\$0 |
|-----------|-----------------|------|

Sand Texture Paint

For left-hand & right-hand, pair (P)

| | | |
|-----------|-------------------------|------|
| 8Q | folkstone grey A | +\$0 |
| 91 | white A | +\$0 |
| 98 | studio white A | +\$0 |
| BK | black A | +\$0 |
| G1 | graphite A | +\$0 |
| WL | sandstone A | +\$0 |

Universal Post Leg *continued*

Metallic Paint

For left-hand & right-hand, pair (P)

| | | |
|------------|-----------------|-------|
| MS | metallic silver | +\$0 |
| SNA | satin aluminum | +\$10 |
| SNB | satin bronze | +\$10 |
| SNC | satin carbon | +\$10 |

Step 5. Leg Face Finish

Sand Texture Paint

For left-hand, single leg (L) or right-hand, single leg (R)

| | | |
|-----------|-------|------|
| BK | black | +\$0 |
|-----------|-------|------|

Smooth Paint

For left-hand, single leg (L) or right-hand, single leg (R)

| | | |
|-----------|----------------|------|
| 8Q | folkstone grey | +\$0 |
| 91 | white | +\$0 |
| 98 | studio white | +\$0 |
| G2 | graphite satin | +\$0 |
| WL | sandstone | +\$0 |

Metallic Paint

For left-hand, single leg (L) or right-hand, single leg (R)

| | | |
|-----------|-----------------|------|
| MS | metallic silver | +\$0 |
|-----------|-----------------|------|

Anodized

For left-hand, single leg (L) or right-hand, single leg (R)

| | | |
|-----------|-------------------------|-------|
| AN | clear anodized aluminum | +\$10 |
|-----------|-------------------------|-------|

Sand Texture Paint

For left-hand & right-hand, pair (P)

| | | |
|-----------|-------|------|
| BK | black | +\$0 |
|-----------|-------|------|

Smooth Paint

For left-hand & right-hand, pair (P)

| | | |
|-----------|----------------|------|
| 8Q | folkstone grey | +\$0 |
| 91 | white | +\$0 |
| 98 | studio white | +\$0 |
| G2 | graphite satin | +\$0 |
| WL | sandstone | +\$0 |

Metallic Paint

For left-hand & right-hand, pair (P)

| | | |
|------------|-----------------|-------|
| MS | metallic silver | +\$0 |
| SNA | satin aluminum | +\$10 |
| SNB | satin bronze | +\$10 |
| SNC | satin carbon | +\$10 |

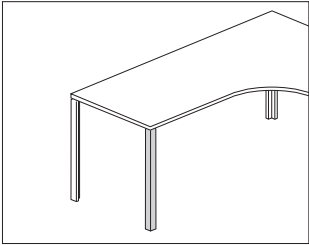
Anodized

For left-hand & right-hand, pair (P)

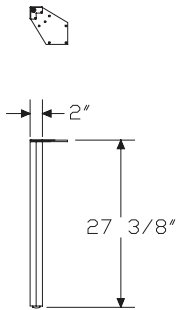
| | | |
|-----------|-------------------------|-------|
| AN | clear anodized aluminum | +\$20 |
|-----------|-------------------------|-------|

Support Leg, Post

FV689.



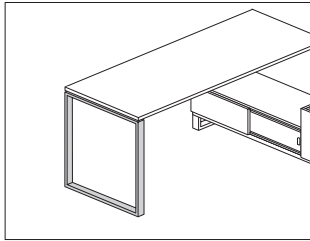
| Product Information |
|---|
| Description |
| This single painted leg supports a desk or return and includes a glide with 1½" leveling range. Specify 2 legs to support one end of a surface. Attachment hardware included. |
| Dimensions |



| Specification Information | | |
|---------------------------|--------------------|-------|
| Step 1. | | |
| FV689.P | | \$231 |
| Step 2. Surface Finish | | |
| Sand Texture Paint | | |
| 8Q | folkstone grey | +\$0 |
| 91 | white | +\$0 |
| 98 | studio white | +\$0 |
| BK | black | +\$0 |
| CL | cool grey neutral | +\$0 |
| G1 | graphite | +\$0 |
| WL | sandstone | +\$0 |
| WN | warm grey neutral | +\$0 |
| Metallic Paint | | |
| CN | metallic champagne | +\$0 |
| EH | metallic bronze | +\$0 |
| MS | metallic silver | +\$0 |
| SNA | satin aluminum | +\$10 |
| SNB | satin bronze | +\$10 |
| SNC | satin carbon | +\$10 |

Square Open Support Leg

FV2D2.



Product Information

Description

This individual leg supports 1 end of a surface or joins 2 surfaces end-to-end, providing shared support at the surface joint. It has leveling glides with 1½" of adjustment. Attachment hardware included.

Notes

When leg is supporting the end of a squared- or eased-edge surface, depth of support leg must match depth of surface. Support leg does not work with thin-edge surfaces in this position.

When leg is supporting the joint between 2 surfaces, specify leg as follows:

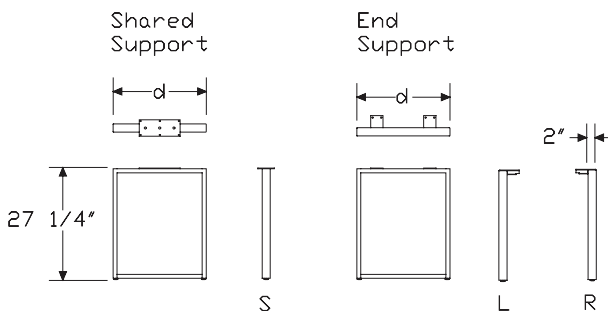
Surface Depth—Leg Depth

24" deep surface—12" deep leg

30" deep surface—24" deep leg

36" deep surface—24" deep leg

Dimensions



Specification Information

Step 1.

FV2D2.

Step 2. Surface Edge Type

S for squared edge surface

Step 3. Depth

2A 12" deep, shared

2B 24" deep, shared

24 24" deep

30 30" deep

36 36" deep

Step 4. Leg Type

F fixed height

Step 5. Position

For 12" deep, shared (2A) or 24" deep, shared (2B)

S shared

For 24" deep (24), 30" deep (30), or 36" deep (36)

L left

R right

Prices for Steps 1-5.

| | | FL | FS | FR |
|-----------------|-----------|-------|-------|-----|
| FV2D2. S | 2A | — | \$309 | — |
| | 2B | — | \$473 | — |
| | 24 | \$473 | — | 473 |
| | 30 | \$489 | — | 489 |
| | 36 | \$500 | — | 500 |

Step 6. Surface Finish

Sand Texture Paint

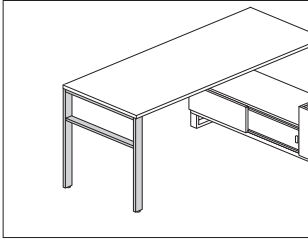
| | | |
|-----------|-------------------|------|
| 8Q | folkstone grey | +\$0 |
| 91 | white | +\$0 |
| 98 | studio white | +\$0 |
| BK | black | +\$0 |
| CL | cool grey neutral | +\$0 |
| G1 | graphite | +\$0 |
| WL | sandstone | +\$0 |
| WN | warm grey neutral | +\$0 |

Square Open Support Leg *continued*

| | | |
|----------------|--------------------|-------|
| Metallic Paint | | |
| CN | metallic champagne | +\$0 |
| EH | metallic bronze | +\$0 |
| MS | metallic silver | +\$0 |
| SNA | satin aluminum | +\$10 |
| SNB | satin bronze | +\$10 |
| SNC | satin carbon | +\$10 |

Open Support Leg, Architectural Foot

FV2A2.



Product Information

Description

This individual leg supports 1 end of a surface or joins 2 surfaces end-to-end, providing shared support at the surface joint. The fixed height leg has a 2" leveling range allowing a surface height of 28½"-30½". The adjustable height leg has a 6" adjustment range in 1" increments allowing a surface height of 25½"-31½". Attachment hardware included.

Notes

When leg is supporting the end of a surface, depth of support leg must match depth of surface.

When leg is supporting the joint between 2 surfaces, specify leg as follows:

Surface Depth—Leg Depth

24" deep surface—12" deep leg

30" deep surface—24" deep leg

36" deep surface—24" deep leg

Dimensions

Shared Support



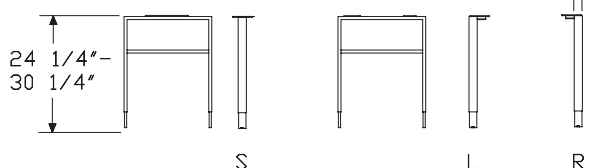
End Support



Fixed Height



Adjustable Height



Specification Information

Step 1.

FV2A2.

Step 2. Depth

| | |
|-----------|------------------|
| 2A | 12" deep, shared |
| 2B | 24" deep, shared |
| 24 | 24" deep |
| 30 | 30" deep |
| 36 | 36" deep |

Step 3. Leg Type

| | |
|----------|-------------------|
| F | fixed height |
| A | adjustable height |

Step 4. Position

For 12" deep, shared (2A) or 24" deep, shared (2B)

| | |
|----------|--------|
| S | shared |
|----------|--------|

For 24" deep (24), 30" deep (30), or 36" deep (36)

| | |
|----------|-------|
| L | left |
| R | right |

Prices for Steps 1-4.

| | L | S | R |
|--------------------|----------|----------|----------|
| FV2A2. 2A F | — | \$377 | — |
| A | — | \$497 | — |
| 2B F | — | \$616 | — |
| A | — | \$735 | — |
| 24 F | \$616 | — | 616 |
| A | \$735 | — | 735 |
| 30 F | \$646 | — | 646 |
| A | \$769 | — | 769 |
| 36 F | \$678 | — | 678 |
| A | \$801 | — | 801 |

Open Support Leg, Architectural Foot *continued*

Step 5. Surface Finish

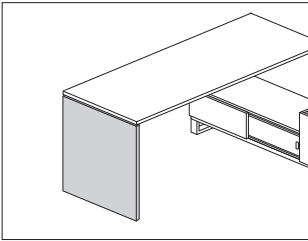
Sand Texture Paint

| | | |
|-----------|-------------------|------|
| 8Q | folkstone grey | +\$0 |
| 91 | white | +\$0 |
| 98 | studio white | +\$0 |
| BK | black | +\$0 |
| CL | cool grey neutral | +\$0 |
| G1 | graphite | +\$0 |
| WL | sandstone | +\$0 |
| WN | warm grey neutral | +\$0 |

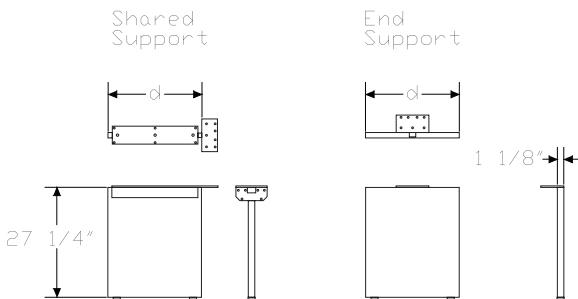
Metallic Paint

| | | |
|------------|--------------------|-------|
| SNA | satin aluminum | +\$10 |
| SNB | satin bronze | +\$10 |
| SNC | satin carbon | +\$10 |
| CN | metallic champagne | +\$0 |
| EH | metallic bronze | +\$0 |
| MS | metallic silver | +\$0 |

Closed Support Leg FV2E2.



| Product Information |
|---|
| Description This individual solid panel leg supports 1 end of a surface or joins 2 surfaces end-to-end, providing shared support at the surface joint. It is available as laminate or veneer and has leveling glides with 1½" of adjustment. Attachment hardware included. |
| Notes For additional product options, see Vary Easy Program in Appendices. Grain direction is vertical on wood-grain laminate and veneer. When leg is supporting the end of a squared- or eased-edge surface, depth of support leg must match depth of surface. Support leg does not work with thin-edge surfaces in this position. When leg is supporting the joint between 2 surfaces, specify leg as follows: Surface Depth—Leg Depth 24" deep surface—12" deep leg 30" deep surface—24" deep leg 36" deep surface—24" deep leg |
| Dimensions |



| Specification Information |
|--|
| Step 1. FV2E2. |
| Step 2. Surface Edge Type S for squared edge surface |
| Step 3. Depth 2A 12" deep, shared 2B 24" deep, shared 24 24" deep 30 30" deep 36 36" deep |
| Step 4. Leg Type F fixed height |
| Step 5. Surface Material H high-pressure laminate with thermoplastic edge A L thermally-fused laminate with thermoplastic edge W veneer A |

| Prices for Steps 1-5. | | | |
|-----------------------|----|-------|----------|
| | | FH | FL FW |
| FV2E2. S | 2A | \$312 | 249 643 |
| | 2B | \$509 | 407 843 |
| | 24 | \$509 | 407 843 |
| | 30 | \$519 | 416 868 |
| | 36 | \$530 | 423 1136 |

| Step 6. Surface Finish | | |
|--|-------------------|------|
| Solid-Color Laminate | | |
| For thermally-fused laminate with thermoplastic edge (L) | | |
| 8Q | folkstone grey | +\$0 |
| 91 | white | +\$0 |
| 98 | studio white | +\$0 |
| CL | cool grey neutral | +\$0 |
| LU | soft white | +\$0 |
| WL | sandstone | +\$0 |
| WN | warm grey neutral | +\$0 |
| Linen Laminate | | |
| For thermally-fused laminate with thermoplastic edge (L) | | |
| LBN | classic linen | +\$0 |

Closed Support Leg *continued*

Twill Laminate

For thermally-fused laminate with thermoplastic edge (L)

| | | |
|------------|----------------|------|
| LBF | neutral twill | +\$0 |
| LBJ | graphite twill | +\$0 |
| LBQ | white twill | +\$0 |

Wood-Grain Laminate

For thermally-fused laminate with thermoplastic edge (L)

| | | |
|------------|---------------------|------|
| HM | natural maple | +\$0 |
| HP | light anigre | +\$0 |
| LBA | clear on ash | +\$0 |
| LBR | phantom ecru | +\$0 |
| LBS | phantom cocoa | +\$0 |
| LBU | medium matte walnut | +\$0 |
| LBV | warm grey teak | +\$0 |
| LBB | oak on ash | +\$0 |
| LBC | walnut on ash | +\$0 |
| 76 | light brown walnut | +\$0 |
| HX | aged cherry | +\$0 |

For high-pressure laminate with thermoplastic edge (H)

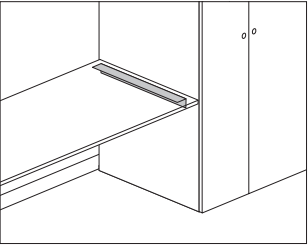
| | | |
|------------|---|------|
| 76 | light brown walnut | +\$0 |
| 8Q | folkstone grey | +\$0 |
| 91 | white | +\$0 |
| 98 | studio white | +\$0 |
| CL | cool grey neutral | +\$0 |
| HF | inner tone light | +\$0 |
| HM | natural maple | +\$0 |
| HP | light anigre | +\$0 |
| HX | aged cherry | +\$0 |
| LBA | clear on ash | +\$0 |
| LBB | oak on ash | +\$0 |
| LBC | walnut on ash | +\$0 |
| LBF | neutral twill | +\$0 |
| LBJ | graphite twill | +\$0 |
| LBN | classic linen | +\$0 |
| LBQ | white twill | +\$0 |
| LBR | phantom ecru A | +\$0 |
| LBS | phantom cocoa A | +\$0 |
| LBU | medium matte walnut A | +\$0 |
| LBV | warm grey teak A | +\$0 |
| LT | light tone | +\$0 |
| LU | soft white | +\$0 |
| OG | honey maple A | +\$0 |
| WL | sandstone | +\$0 |
| WN | warm grey neutral | +\$0 |

Wood Veneer

For veneer (W)

| | | |
|-----------|---|-------|
| 2U | light brown walnut A | +\$85 |
| 40 | dark brown walnut A | +\$85 |
| EW | medium matte walnut A | +\$85 |
| ET | clear on ash A | +\$85 |
| EU | oak on ash A | +\$85 |
| EV | walnut on ash A | +\$85 |
| UL | natural maple A | +\$85 |

Canvas Cabinet/Wall Attachment Bracket FV692.



Product Information

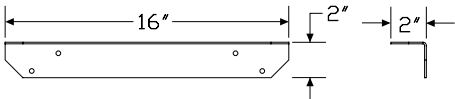
Description
This bracket attaches 1 end of a surface to a Canvas wood vertical storage cabinet or architectural wall, eliminating the need for a support leg. Finish is black. Attachment hardware included.

Notes
Supports a 20" or 24" deep surface.
20" deep surface can be attached to a 20" or 24" deep wood vertical storage cabinet or architectural wall.
24" deep surface can be attached to a 24" deep wood vertical storage cabinet or architectural wall.

Dimensions

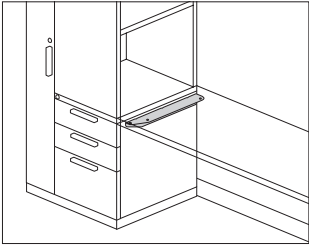
Specification Information

Step 1.
FV692. \$107



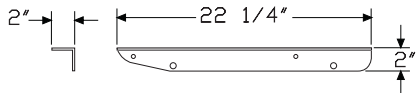
Canvas Vertical Tower
Attachment Bracket

FM930.



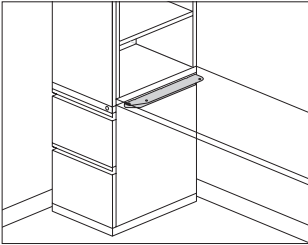
| Product Information |
|---|
| Description |
| This bracket attaches to the side of a Canvas metal vertical storage tower to support 1 end of a 24" deep surface, eliminating the need for a support leg or cantilever. Finish is black. Attachment hardware included. |
| Notes |
| Bracket must attach to the pedestal side of storage tower. |
| Bracket does not provide support for a panel or frame. |
| Dimensions |

| Specification Information |
|---------------------------|
| Step 1. |
| FM930. |
| \$67 |



Tu® Storage Tower Attachment Bracket

LG692



Product Information

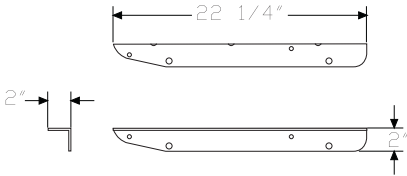
Description

This bracket attaches to the side of a Tu Metal storage tower to support 1 end of a 24" deep surface, eliminating the need for a support leg or cantilever. Finish is black. Attachment hardware included.

Notes

Bracket must attach to the pedestal side of a metal storage tower.
Bracket does not provide support for a panel or frame.

Dimensions



Specification Information

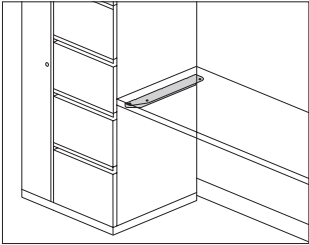
Step 1.

LG692

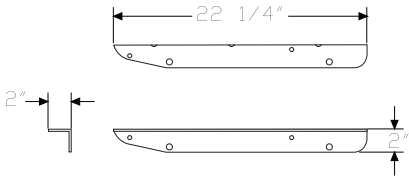
\$69

Meridian® Vertical Tower
Attachment Bracket

MTAB.



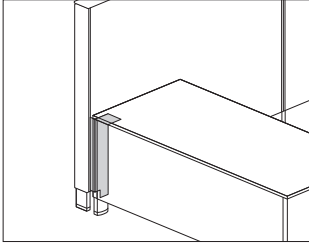
| Product Information |
|---|
| Description |
| This bracket attaches to the side of a Meridian vertical storage tower to support 1 end of a 24" deep surface, eliminating the need for a support leg or cantilever. Finish is black. Attachment hardware included. |
| Notes |
| Bracket must attach to the pedestal side of storage tower. Bracket does not provide support for a panel or frame. |
| Dimensions |



| Specification Information |
|---------------------------|
| Step 1. |
| MTAB. \$55 |

Support Bracket, Low Credenza-to-Frame

FT292.



Product Information

Description

This bracket attaches between a Canvas wood or metal credenza and a frame. It allows the credenza to attach parallel or perpendicular to the frame, providing support to a frame run in place of a return wall or work surface support.

Notes

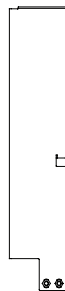
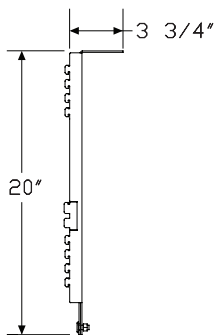
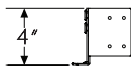
Bracket attaches credenza with no gap or with a 1" gap from the front of the frame to allow room for cords and cables.

Support bracket attaches to low credenza with 4" foot and thin top only.

Support bracket also attaches to back of a 60" wide or wider low credenza where 2 units are joined.

Support bracket orientation (left or right) is determined by the frame orientation as you are facing the frame. Credenza can be attached parallel or perpendicular to a frame. Bracket attaches to the back left or back right of the low credenza.

Dimensions



Specification Information

Step 1.

FT292.

Step 2. Storage Type

M for use with metal low credenza with 4" high foot

C for use with wood low credenza with 4" high foot **A**

Step 3. Frame Attachment Location

L left end of frame

R right end of frame

Step 4. Storage Attachment Position

N no gap, for storage tight to wall

G 1" gap, for cord drop

Prices for Steps 1-4.

| | | N | G |
|-----------------|----------|----------|----------|
| FT292. M | L | \$209 | 209 |
| | R | \$209 | 209 |
| C | L | \$209 | 209 |
| | R | \$209 | 209 |

Step 5. Surface Finish

Sand Texture Paint

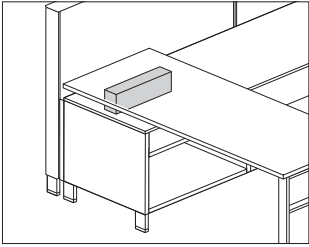
| | | |
|-----------|-------------------|------|
| 8Q | folkstone grey | +\$0 |
| 91 | white | +\$0 |
| 98 | studio white | +\$0 |
| BK | black | +\$0 |
| CL | cool grey neutral | +\$0 |
| G1 | graphite | +\$0 |
| WL | sandstone | +\$0 |
| WN | warm grey neutral | +\$0 |

Metallic Paint

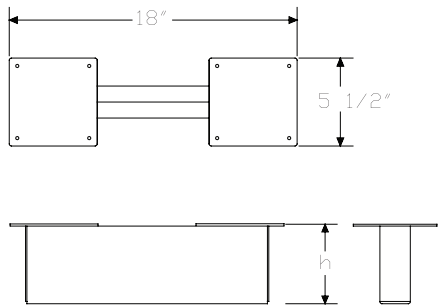
| | | |
|------------|--------------------|-------|
| CN | metallic champagne | +\$0 |
| EH | metallic bronze | +\$0 |
| MS | metallic silver | +\$0 |
| SNA | satin aluminum | +\$10 |
| SNB | satin bronze | +\$10 |
| SNC | satin carbon | +\$10 |

Surface Support, Low Credenza, Fixed Height

FT298.

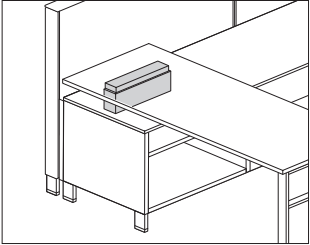


| Product Information |
|---|
| Description This support allows a low credenza to support 1 end of a surface and places the surface at 28½" high. Attachment hardware included. |
| Notes Support heights are: <ul style="list-style-type: none"> • 5⅛" high for storage type (M) • 6⅞" high for storage type (S) |
| Dimensions |

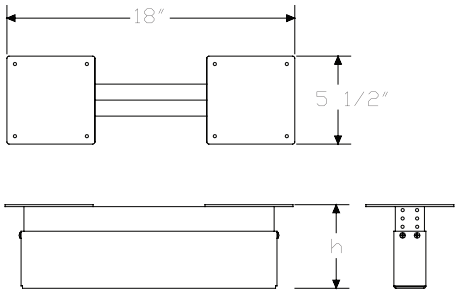


| Specification Information |
|--|
| Step 1. FT298. |
| Step 2. Storage Type M for use with thin top low credenza with 4" high foot S for use with thin top low credenza with 2¼" high base |
| Prices for Steps 1-2. |
| FT298. M \$272 S \$272 |
| Step 3. Surface Finish |
| Sand Texture Paint |
| 91 white <input type="checkbox"/> +\$0 CL cool grey neutral <input type="checkbox"/> +\$0 G1 graphite <input type="checkbox"/> +\$0 WN warm grey neutral <input type="checkbox"/> +\$0 8Q folkstone grey <input type="checkbox"/> +\$0 98 studio white <input type="checkbox"/> +\$0 WL sandstone <input type="checkbox"/> +\$0 |
| Metallic Paint |
| CN metallic champagne +\$0 EH metallic bronze +\$0 MS metallic silver +\$0 SNA satin aluminum +\$10 SNB satin bronze +\$10 SNC satin carbon +\$10 |

Surface Support, Low Credenza, FT299. Adjustable Height



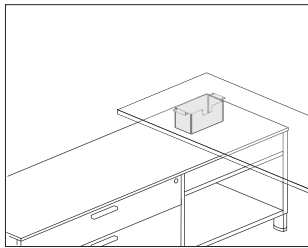
| Product Information |
|--|
| <p>Description</p> <p>This height-adjustable support allows a low credenza to support 1 end of a surface, and provides 3" of height adjustment for the surface. Attachment hardware included.</p> |
| <p>Notes</p> <p>In lowest position, the height of supports is as follows:</p> <ul style="list-style-type: none"> • 3⁵/₈" high for storage type (M) • 5³/₈" high for storage type (S) <p>When used with low credenza with 3³/₈" thin top, surface adjustment height range is 27" - 30".</p> <p>When used with low credenza with 1¹/₄" thick top, surface adjustment height range is 27⁵/₈" - 30⁵/₈".</p> |
| Dimensions |



| Specification Information | | |
|---------------------------|---|-------|
| Step 1. | | |
| FT299. | | |
| Step 2. Storage Type | | |
| M | for use with low credenza with 4" high foot | |
| S | for use with low credenza with 2 1/4" high base | |
| Prices for Steps 1-2. | | |
| FT299. M | | \$453 |
| S | | \$453 |
| Step 3. Surface Finish | | |
| Sand Texture Paint | | |
| 8Q | folkstone grey | +\$0 |
| 91 | white | +\$0 |
| 98 | studio white | +\$0 |
| CL | cool grey neutral | +\$0 |
| G1 | graphite | +\$0 |
| WL | sandstone | +\$0 |
| WN | warm grey neutral | +\$0 |
| Metallic Paint | | |
| CN | metallic champagne | +\$0 |
| EH | metallic bronze | +\$0 |
| MS | metallic silver | +\$0 |
| SNA | satin aluminum | +\$10 |
| SNB | satin bronze | +\$10 |
| SNC | satin carbon | +\$10 |

Fixed Surface Support, Low Credenza, Power Chase

FV298.



Product Information

Description

This power chase support allows a low credenza to support 1 end of a surface and places the surface at $28\frac{1}{2}$ " high. The support is open to allow cords to route from surface through top of credenza and through to wall. Attachment hardware included.

Notes

Support heights:

Storage Type—Height

M— $5\frac{1}{8}$ "

S— $6\frac{7}{8}$ "

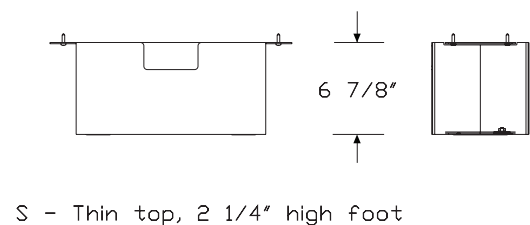
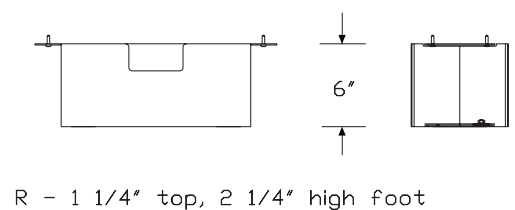
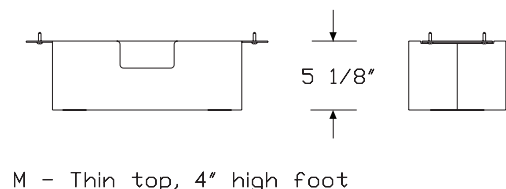
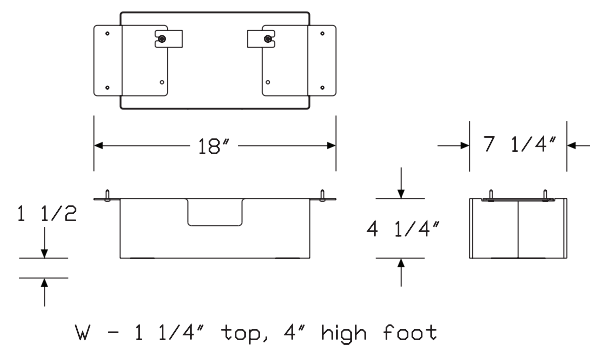
R—6"

W— $4\frac{1}{4}$ "

For use with wood low credenza, open with drawers, power access (FFV73.), ordered separately.

Support is sized for the 6-module Logic G1000 grommet mounted electrical distributor (Y1425.D or .G).

Dimensions



Fixed Surface Support, Low Credenza, Power Chase *continued*

Specification Information

Step 1.

FV298. ☐

Step 2. Storage Type

| | |
|----------|---|
| M | for use with thin top low credenza with 4" high foot <input type="checkbox"/> |
| S | for use with thin top low credenza with 2 ¹ / ₄ " high base <input type="checkbox"/> |
| R | for use with 1 ¹ / ₄ " top low credenza with 2 ¹ / ₄ " high base <input type="checkbox"/> |
| W | for use with 1 ¹ / ₄ " top low credenza with 4" high foot <input type="checkbox"/> |

Prices for Steps 1-2.

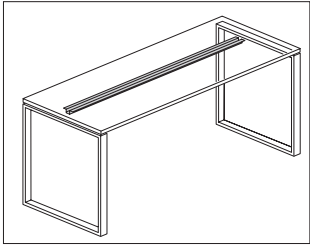
| | |
|-----------------|-------|
| FV298. M | \$381 |
| S | \$381 |
| R | \$381 |
| W | \$381 |

Step 3. Surface Finish

| | | |
|-----------|---|------|
| BK | black <input type="checkbox"/> | +\$0 |
| 8Q | folkstone grey <input type="checkbox"/> | +\$0 |
| 91 | white <input type="checkbox"/> | +\$0 |
| 98 | studio white <input type="checkbox"/> | +\$0 |
| CL | cool grey neutral <input type="checkbox"/> | +\$0 |
| CN | metallic champagne <input type="checkbox"/> | +\$0 |
| EH | metallic bronze <input type="checkbox"/> | +\$0 |
| G1 | graphite <input type="checkbox"/> | +\$0 |
| MS | metallic silver <input type="checkbox"/> | +\$0 |
| WL | sandstone <input type="checkbox"/> | +\$0 |
| WN | warm grey neutral <input type="checkbox"/> | +\$0 |

Metallic Paint

| | | |
|------------|---|-------|
| SNA | satin aluminum <input type="checkbox"/> | +\$10 |
| SNB | satin bronze <input type="checkbox"/> | +\$10 |
| SNC | satin carbon <input type="checkbox"/> | +\$10 |



Product Information

Description

This stiffener is used to add additional stiffness to a Canvas freestanding surface, Canvas or Ethospace® surface-attached surface, peninsula or any frame-attached surface when a center cantilever cannot be used. Attachment hardware included.

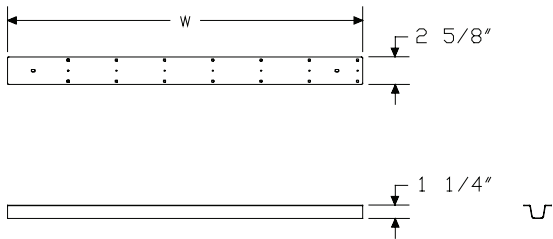
Notes

Canvas and Ethospace laminate or veneer surfaces 54" wide or wider and painted formcoat surfaces 48" wide or wider that cannot use a center cantilever require stiffener(s).

See Canvas Office Landscape® Planning Guide or Ethospace Work Surface Planning Guide for specific stiffener guidelines.

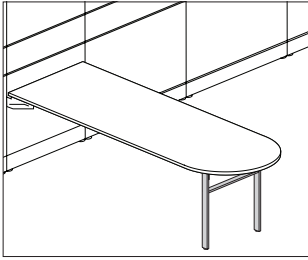
Stiffener hangs below surface and is 1 1/4" high.

Dimensions



| Specification Information | | |
|---------------------------|--------------|------|
| Step 1. | | |
| FV696. | | |
| Step 2. Width | | |
| 34 | 33 7/8" wide | |
| 39 | 38 5/8" wide | |
| 43 | 43 1/4" wide | |
| 48 | 48" wide | |
| 57 | 57 3/8" wide | |
| 62 | 62 1/8" wide | |
| 67 | 66 3/4" wide | |
| 71 | 71 1/2" wide | |
| 81 | 80 7/8" wide | |
| Prices for Steps 1-2. | | |
| FV696. | 34 | \$97 |
| | 39 | \$99 |
| | 43 | \$99 |
| | 48 | \$99 |
| | 57 | \$99 |
| | 62 | \$99 |
| | 67 | \$99 |
| | 71 | \$99 |
| | 81 | \$99 |

Open Support Leg, Architectural Foot, Peninsula/D-Shaped Surface Attached FT2A2.



Product Information

Description

This support leg attaches to 1 end of a peninsula or D-shaped surface. It can also be used to create a freestanding peninsula desk. The fixed-height leg has a 2" leveling range, allowing a surface height of 28½"-30½". The adjustable-height leg is adjustable over a 6" range, allowing a surface height of 25½"-31½". Attachment hardware included.

Notes

For D-shaped surface, specify support leg with inset option (A).

For peninsula surface attached to a frame or wall strips, specify support leg with inset option (A) or outbound option (B).

For peninsula supported by a low credenza, specify support leg with outbound option (B).

To create a freestanding peninsula desk, specify 2 support legs; 1 with inset option (A) and 1 with outbound option (B).

Dimensions


Non-handed Support



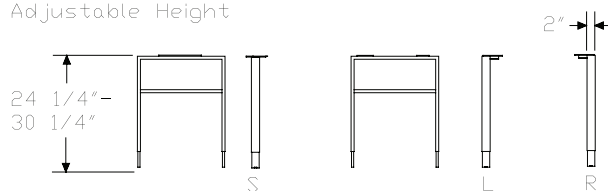
Left or Right Hand Support



Fixed Height



Adjustable Height



Specification Information

Step 1.

FT2A2.

Step 2. Leg Position

- A** inset
- B** outbound

Step 3. Surface Dimension

For inset (A)

- 24** for 24"-deep peninsula
- 30** for 30"-deep peninsula
- 36** for 36"-deep peninsula
- 51** for 51"-wide d-shaped
- 63** for 63"-wide d-shaped

For outbound (B)

- 24** for 24"-deep peninsula
- 30** for 30"-deep peninsula
- 36** for 36"-deep peninsula

Step 4. Leg Type

- F** fixed height
- A** adjustable height

Step 5. Position

For inset (A)

- S** non-handed support

For outbound (B)

- L** left-hand support
- R** right-hand support

Prices for Steps 1-5.

| | | FL | FS | FR | AL | AS | AR |
|-----------------|-------------|-------|-------|-----|-----|-----|-----|
| FT2A2. A | 24 | — | \$579 | — | — | 696 | — |
| | 30 | — | \$613 | — | — | 725 | — |
| | 36 | — | \$643 | — | — | 756 | — |
| | 51 | — | \$579 | — | — | 696 | — |
| | 63 | — | \$613 | — | — | 725 | — |
| | B 24 | \$579 | — | 579 | 696 | — | 696 |
| | 30 | \$613 | — | 613 | 725 | — | 725 |
| | 36 | \$643 | — | 643 | 756 | — | 756 |

Open Support Leg, Architectural
Foot, Peninsula/D-Shaped
Surface Attached *continued*

Step 6. Surface Finish

Sand Texture Paint

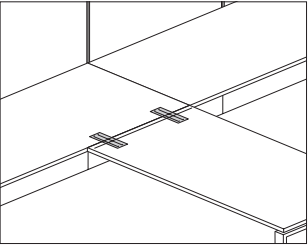
| | | |
|-----------|--|------|
| 8Q | folkstone grey <input type="checkbox"/> A | +\$0 |
| 91 | white <input type="checkbox"/> A | +\$0 |
| 98 | studio white <input type="checkbox"/> A | +\$0 |
| BK | black <input type="checkbox"/> A | +\$0 |
| CL | cool grey neutral <input type="checkbox"/> A | +\$0 |
| G1 | graphite <input type="checkbox"/> A | +\$0 |
| WL | sandstone <input type="checkbox"/> A | +\$0 |
| WN | warm grey neutral <input type="checkbox"/> A | +\$0 |

Metallic Paint

| | | |
|------------|--------------------|-------|
| CN | metallic champagne | +\$0 |
| EH | metallic bronze | +\$0 |
| MS | metallic silver | +\$0 |
| SNA | satin aluminum | +\$10 |
| SNB | satin bronze | +\$10 |
| SNC | satin carbon | +\$10 |

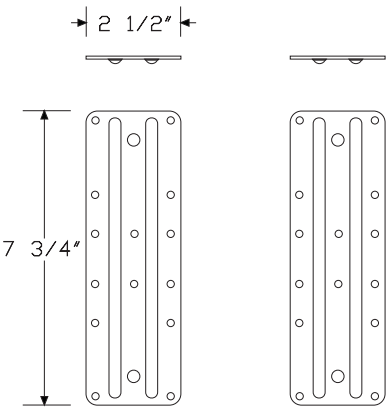
Surface Ganging Bracket

FT29B.



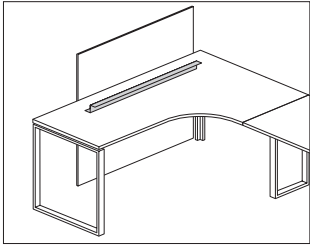
| Product Information |
|--|
| Description |
| This bracket connects one side of a square-edge surface to another square-edge surface in line or at a right angle. |
| Notes |
| For freestanding surface applications, when attaching 2 rectangular surfaces perpendicular to each other or when attaching a rectangular surface perpendicular to the squared-edge portion of a rectangular transition surface specify the pair version (FT29B.2). |
| When attaching freestanding surfaces next to each other in a straight line with a shared leg supporting the back portion of the surfaces, specify the single version (FT29B.1). |
| Dimensions |

| Specification Information | |
|---------------------------|--------|
| Step 1. | |
| FT29B. | |
| Step 2. Type | |
| 1 | single |
| 2 | pair |
| Prices for Steps 1-2. | |
| FT29B. 1 | \$35 |
| 2 | \$61 |

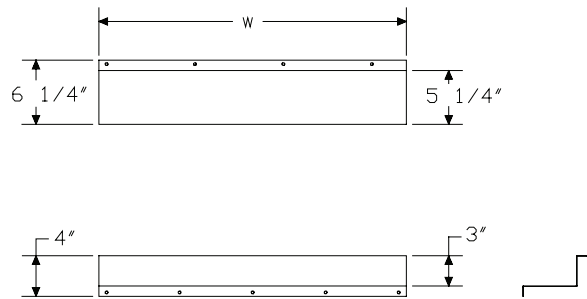


Cable Manager

FV695.



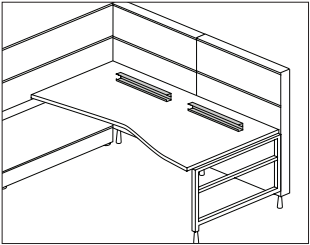
| Product Information |
|--|
| Description |
| This cable manager attaches beneath a surface to provide routing of cables and cords at the back edge of a desk or return. Attachment hardware included. |
| Notes |
| When using cable manager with privacy panel or screen, specify cable manager width 12" less than privacy panel or screen width. |
| Dimensions |



| Specification Information |
|-----------------------------------|
| Step 1. |
| FV695. |
| Step 2. Width |
| 18 18" wide |
| 24 24" wide |
| 30 30" wide |
| 36 36" wide |
| 42 42" wide |
| 48 48" wide |
| Prices for Steps 1-2. |
| FV695. 18 \$105 |
| 24 \$111 |
| 30 \$121 |
| 36 \$128 |
| 42 \$139 |
| 48 \$151 |
| Step 3. Surface Finish |
| Sand Texture Paint |
| 8Q folkstone grey +\$0 |
| 91 white +\$0 |
| 98 studio white +\$0 |
| BK black +\$0 |
| CL cool grey neutral +\$0 |
| G1 graphite +\$0 |
| WL sandstone +\$0 |
| WN warm grey neutral +\$0 |
| Metallic Paint |
| CN metallic champagne +\$0 |
| EH metallic bronze +\$0 |
| MS metallic silver +\$0 |
| SNA satin aluminum +\$10 |
| SNB satin bronze +\$10 |
| SNC satin carbon +\$10 |

Cable Management Trough

FT199.

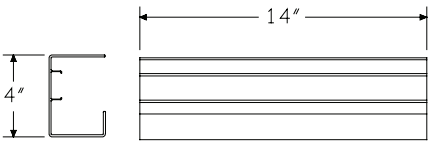


Product Information

Description

This trough attaches along the underside of a Canvas surface to hold and manage power/data cables. It includes two 14"-wide troughs. Finish is black. Attachment hardware is included.

Dimensions



Specification Information

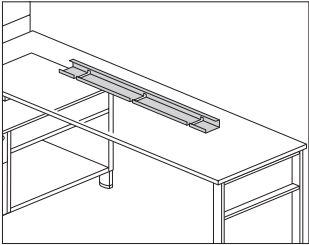
Step 1.

FT199.

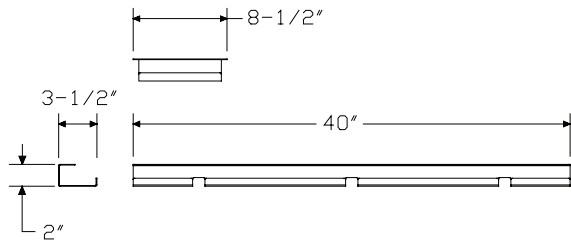
\$99

Cable Management Channel

FT19C.



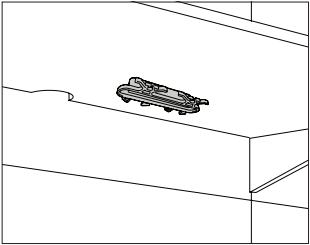
| Product Information |
|--|
| Description |
| This channel attaches to the underside of a surface to hold and manage cords and cables. Attachment hardware included. |
| Dimensions |



| Specification Information |
|----------------------------|
| Step 1. |
| FT19C. A |
| Step 2. Width |
| 08 8" wide A |
| 40 40" wide A |
| Prices for Steps 1-2. |
| FT19C. 08 \$60 |
| 40 \$106 |

Cord Cleat

G1331.

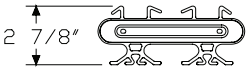
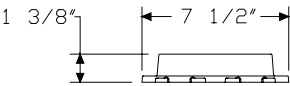


Product Information

Description

This cleat attaches to the underside of a work surface or table to manage cords and cables. Finish is cool grey neutral. Package contains 2.

Dimensions



Specification Information

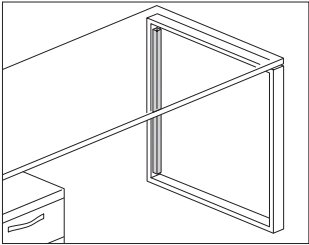
Step 1.

G1331.

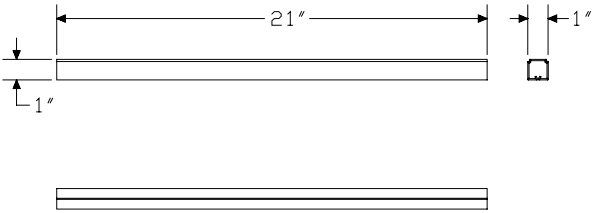
\$33

Vertical Cable Manager

FV698.



| Product Information |
|--|
| Description |
| This plastic cable manager adheres with double-sided tape to a desk leg to route cords and cables from the floor to the surface. Package of 6. |
| Dimensions |

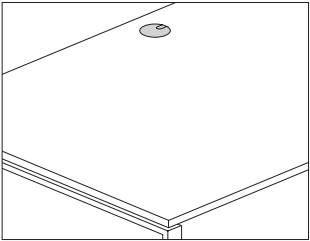


| Specification Information | | |
|---------------------------|-------------------|------|
| Step 1. | | |
| FV698.21 | | \$96 |
| Step 2. Surface Finish | | |
| 3G | brownstone | +\$0 |
| 8Q | folkstone grey | +\$0 |
| 91 | white | +\$0 |
| 98 | studio white | +\$0 |
| BK | black | +\$0 |
| CL | cool grey neutral | +\$0 |
| G2 | graphite satin | +\$0 |
| WL | sandstone | +\$0 |
| WN | warm grey neutral | +\$0 |

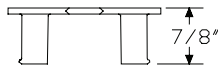
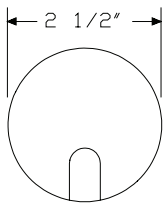
Canvas Office Landscape® Work Surfaces

Grommet Kit, Surface

FV982.



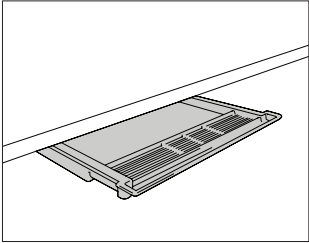
| Product Information |
|--|
| Description |
| This grommet kit allows cords and cables to be routed through a surface. Includes a template for proper placement. Package of 6. |
| Notes |
| Grommet kit requires field-drilling of surface. |
| Dimensions |



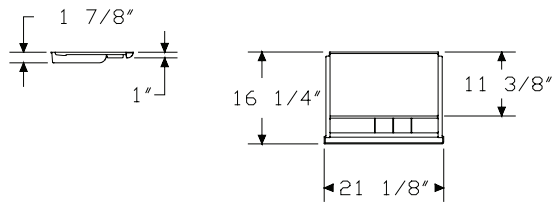
| Specification Information | | |
|---------------------------|-------------------|------|
| Step 1. | | |
| FV982. | | \$53 |
| Step 2. Grommet Finish | | |
| 3G | brownstone | +\$0 |
| 8Q | folkstone grey | +\$0 |
| 91 | white | +\$0 |
| 98 | studio white | +\$0 |
| BK | black | +\$0 |
| CL | cool grey neutral | +\$0 |
| G2 | graphite satin | +\$0 |
| LU | soft white | +\$0 |
| MT | medium tone | +\$0 |
| WL | sandstone | +\$0 |
| WN | warm grey neutral | +\$0 |

Pencil Drawer

Y5010.



| Product Information |
|--|
| Description |
| This plastic drawer mounts under a hanging or freestanding work surface to store pencils and other small items. Mounting hardware is included. |
| Dimensions |

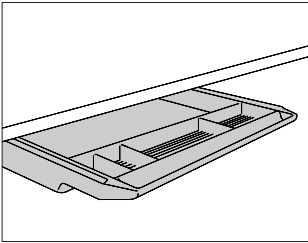


| Specification Information | | |
|---------------------------|-------------------|------|
| Step 1. | | |
| Y5010. | | \$73 |
| Step 2. Surface Finish | | |
| 8Q | folkstone grey | +\$0 |
| BU | black umber | +\$0 |
| HF | inner tone light | +\$0 |
| LT | light tone | +\$0 |
| LU | soft white | +\$0 |
| MT | medium tone | +\$0 |
| SG | slate grey | +\$0 |
| WL | sandstone | +\$0 |
| WN | warm grey neutral | +\$0 |

Canvas Office Landscape® Work Surfaces

Metal Pencil Drawer

Y5012.

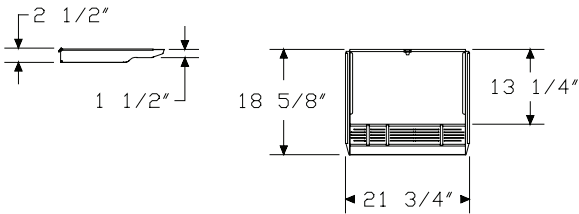


Product Information

Description

This metal drawer mounts under a hanging or freestanding work surface to store pencils and other small items. Mounting hardware is included.

Dimensions



Specification Information

Step 1.

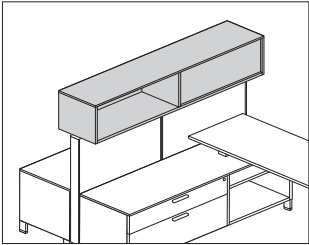
Y5012. \$307

Step 2. Surface Finish

| | | |
|----|-------------------|------|
| 8Q | folkstone grey | +\$0 |
| 98 | studio white | +\$0 |
| BU | black umber | +\$0 |
| HF | inner tone light | +\$0 |
| LT | light tone | +\$0 |
| LU | soft white | +\$0 |
| MT | medium tone | +\$0 |
| SG | slate grey | +\$0 |
| WL | sandstone | +\$0 |
| WN | warm grey neutral | +\$0 |

Storage Cabinet, Frame Top,
Mounted, Open

FT415.



Product Information

Description

This cabinet mounts centered to the top of a frame, or frames, to provide overhead storage on 1 or both sides. Frame top cap(s) and attachment hardware included.

Notes

For additional product options, see Vary Easy Program in Appendices. Match width of cabinet to the width of a frame 36"-48" wide, or the combined width of 2 equal width frames 60"-96" wide.

Double-sided option (D) allows 1/2 of the cabinet to be accessed from each side of the frame. Single-sided option (S) allows the entire cabinet to be accessed from 1 side of the frame.

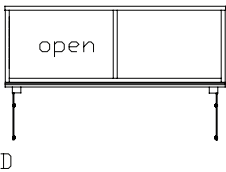
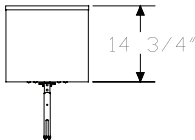
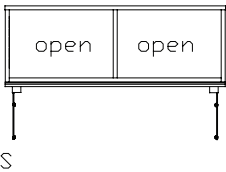
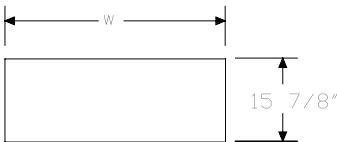
Attaches to frames up to 57" high.

Specify optional marker board (FT492.) or tackboard (FT491.) separately.

Frame top storage cannot be placed next to finished end change-of-height (FT161.) or finished end architectural change-of-height (FT16B.).

Frame top storage cannot be placed next to connector-attached power poles (FT143., or FT14A.) that are equal height or lower than storage. Frame top storage cannot be used with off-module applications.

Dimensions



Storage Cabinet, Frame Top, Mounted, Open *continued*

Specification Information

Step 1.

FT415.

Step 2. Width

| | |
|-----------|----------|
| 36 | 36" wide |
| 42 | 42" wide |
| 48 | 48" wide |
| 60 | 60" wide |
| 72 | 72" wide |
| 84 | 84" wide |
| 96 | 96" wide |

Step 3. Frame Top Cap Options

| | |
|----------|--|
| P | painted standard top cap |
| W | veneer standard top cap <input type="checkbox"/> |
| A | painted architectural top cap |

Step 4. Storage Type

| | |
|----------|--------------|
| D | double-sided |
| S | single-sided |

Step 5. Position

For double-sided (D)

| | |
|----------|---------------|
| L | opening left |
| R | opening right |

For single-sided (S)

| | |
|----------|------------------------|
| S | opening left and right |
|----------|------------------------|

Step 6. Surface Material

| | |
|----------|---------------------------------|
| L | thermally-fused laminate |
| W | veneer <input type="checkbox"/> |

Prices for Steps 1-6.

| | DLL | DLW | DRL | DRW | SSL | SSW |
|--------------------|------------|------------|------------|------------|------------|------------|
| FT415. 36 P | \$1705 | 3805 | 1705 | 3805 | 1568 | 3498 |
| W | \$1902 | 4033 | 1902 | 4033 | 1766 | 3726 |
| A | \$1816 | 3935 | 1816 | 3935 | 1679 | 3630 |
| 42 P | \$1778 | 4068 | 1778 | 4068 | 1633 | 3744 |
| W | \$2001 | 4330 | 2001 | 4330 | 1859 | 4007 |
| A | \$1902 | 4216 | 1902 | 4216 | 1760 | 3889 |
| 48 P | \$1853 | 4352 | 1853 | 4352 | 1705 | 4002 |
| W | \$2104 | 4647 | 2104 | 4647 | 1956 | 4300 |
| A | \$1993 | 4514 | 1993 | 4514 | 1844 | 4164 |

| | | | | | | |
|-------------|--------|------|------|------|------|------|
| 60 P | \$2047 | 4929 | 2047 | 4929 | 1885 | 4539 |
| W | \$2354 | 5293 | 2354 | 5293 | 2191 | 4900 |
| A | \$2213 | 5125 | 2213 | 5125 | 2047 | 4731 |
| 72 P | \$2241 | 5534 | 2241 | 5534 | 2067 | 5093 |
| W | \$2636 | 5997 | 2636 | 5997 | 2455 | 5553 |
| A | \$2435 | 5757 | 2435 | 5757 | 2253 | 5316 |
| 84 P | \$2612 | 6678 | 2612 | 6678 | 2385 | 6127 |
| W | \$3058 | 7206 | 3058 | 7206 | 2831 | 6653 |
| A | \$2797 | 6897 | 2797 | 6897 | 2574 | 6348 |
| 96 P | \$2929 | 7524 | 2929 | 7524 | 2676 | 6903 |
| W | \$3430 | 8116 | 3430 | 8116 | 3183 | 7494 |
| A | \$3158 | 7794 | 3158 | 7794 | 2908 | 7172 |

Step 7. Top/Edge Finish

Solid-Color Laminate Top/Thermoplastic Edge

For thermally-fused laminate (L)

| | | |
|-----------|-------------------|------|
| 8Q | folkstone grey | +\$0 |
| 91 | white | +\$0 |
| 98 | studio white | +\$0 |
| CL | cool grey neutral | +\$0 |
| LU | soft white | +\$0 |
| WL | sandstone | +\$0 |
| WN | warm grey neutral | +\$0 |

Linen Laminate Top/Thermoplastic Edge

For thermally-fused laminate (L)

| | | |
|------------|---------------|------|
| LBN | classic linen | +\$0 |
|------------|---------------|------|

Twill Laminate Top/Thermoplastic Edge

For thermally-fused laminate (L)

| | | |
|------------|----------------|------|
| LBF | neutral twill | +\$0 |
| LBJ | graphite twill | +\$0 |
| LBQ | white twill | +\$0 |

Storage Cabinet, Frame Top, Mounted, Open *continued*

Wood-Grain Laminate Top/Thermoplastic Edge

For thermally-fused laminate (L)

| | | |
|------------|---------------------|------|
| HM | natural maple | +\$0 |
| HP | light anigre | +\$0 |
| LBA | clear on ash | +\$0 |
| LBR | phantom ecru | +\$0 |
| LBS | phantom cocoa | +\$0 |
| LBU | medium matte walnut | +\$0 |
| LBV | warm grey teak | +\$0 |
| LBB | oak on ash | +\$0 |
| LBC | walnut on ash | +\$0 |
| 76 | light brown walnut | +\$0 |
| HX | aged cherry | +\$0 |

Wood Veneer

For veneer (W)

| | | |
|------------|------------------------|------|
| 2U | light brown walnut | +\$0 |
| 40 | dark brown walnut | +\$0 |
| CHD | noble cherry | +\$0 |
| EW | medium matte walnut | +\$0 |
| ET | clear on ash A | +\$0 |
| EU | oak on ash A | +\$0 |
| EV | walnut on ash A | +\$0 |
| UL | natural maple | +\$0 |

Step 8. Top Cap Finish

Sand Texture Paint

For painted standard top cap (P) or painted architectural top cap (A)

| | | |
|-----------|-------------------|------|
| 8Q | folkstone grey | +\$0 |
| 91 | white | +\$0 |
| 98 | studio white | +\$0 |
| BK | black | +\$0 |
| CL | cool grey neutral | +\$0 |
| G1 | graphite | +\$0 |
| WL | sandstone | +\$0 |
| WN | warm grey neutral | +\$0 |

Metallic Paint

For painted standard top cap (P) or painted architectural top cap (A)

| | | |
|------------|--------------------|-------|
| CN | metallic champagne | +\$0 |
| EH | metallic bronze | +\$0 |
| MS | metallic silver | +\$0 |
| SNA | satin aluminum | +\$10 |
| SNB | satin bronze | +\$10 |
| SNC | satin carbon | +\$10 |

Wood Veneer

For veneer standard top cap (W)

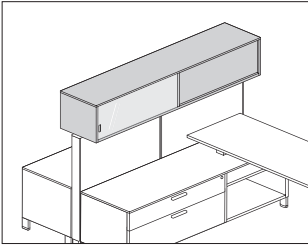
| | | |
|------------|---------------------|------|
| 2U | light brown walnut | +\$0 |
| 40 | dark brown walnut | +\$0 |
| CHD | noble cherry | +\$0 |
| EW | medium matte walnut | +\$0 |
| UL | natural maple | +\$0 |

Step 9. Application

| | | |
|-----------|--|-------|
| LD | stacking on 35", 46", 57" base frame | +\$0 |
| JL | stacking on 42" or 53"-high base frame | +\$40 |

Storage Cabinet, Frame Top,
Mounted, Sliding Door

FT416.



Product Information

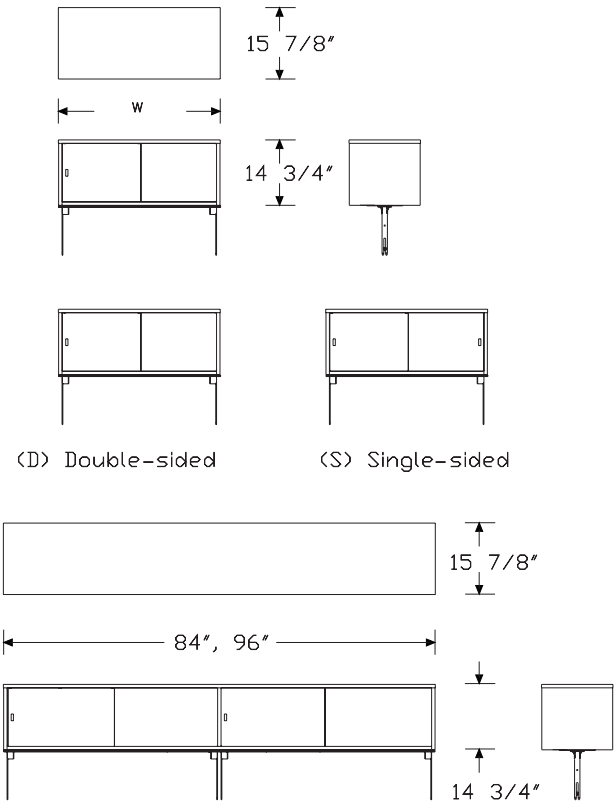
Description

This cabinet mounts centered to the top of a frame, or frames, to provide overhead storage on 1 or both sides. Back-painted glass doors slide along an inset track. Doors are nonlockable and include a notched pull. Frame top cap(s) and attachment hardware included.

Notes

- Match width of cabinet to width of frame 36"-48" wide, or combined width of 2 equal width frames 60"-96" wide.
- Double-sided (D) option allows half of the cabinet to be accessed from each side of the frame. Single-sided (S) option allows the entire cabinet to be accessed from 1 side of the frame.
- Attaches to frames up to 57" high.
- Door material is always back-painted glass.
- Glass doors are back-painted and writable with dry erase marker.
- Doors are nonmagnetic. Glass doors cannot lock.
- Single-sided (S) units up to 72" wide have 2 doors on 1 side of cabinet; double-sided (D) units have 1 door on each side of cabinet.
- Single-sided (S) units 84" and 96" wide have 4 doors on 1 side of cabinet; double-sided (D) units have 2 doors on each side of cabinet.

Dimensions



Storage Cabinet, Frame Top, Mounted, Sliding Door *continued*

| Specification Information | |
|-------------------------------|----------------------------------|
| Step 1. | |
| FT416. | A |
| Step 2. Height | |
| 15 | 15" high A |
| Step 3. Width | |
| 36 | 36" wide A |
| 42 | 42" wide A |
| 48 | 48" wide A |
| 60 | 60" wide A |
| 72 | 72" wide A |
| 84 | 84" wide A |
| 96 | 96" wide A |
| Step 4. Frame Top Cap Options | |
| P | painted standard top cap |
| W | veneer standard top cap A |
| A | painted architectural top cap |
| Step 5. Storage Type | |
| D | double-sided |
| S | single-sided |
| Step 6. Position | |
| <i>For double-sided (D)</i> | |
| L | opening left |
| R | opening right |
| <i>For single-sided (S)</i> | |
| S | opening left and right |
| Step 7. Surface Material | |
| L | thermally-fused laminate |
| W | veneer A |
| Step 8. Door Material | |
| G | glass A |

| Prices for Steps 1-8. | | | | | | |
|-----------------------|--------------|--------------|--------------|--------------|--------------|--------------|
| | PDLLG | PDLWG | PDRLG | PDRWG | PSSLG | PSSWG |
| FT416. 15 36 | \$3414 | 5366 | 3414 | 5366 | 3259 | 4968 |
| 42 | \$3490 | 5615 | 3490 | 5615 | 3397 | 5429 |
| 48 | \$3780 | 6051 | 3780 | 6051 | 3696 | 5828 |
| 60 | \$4111 | 6428 | 4111 | 6428 | 4034 | 6254 |
| 72 | \$4448 | 6925 | 4448 | 6925 | 4361 | 6766 |
| 84 | \$6262 | 7886 | 6262 | 7886 | 6002 | 7660 |
| 96 | \$6640 | 8690 | 6640 | 8690 | 6375 | 8413 |
| | WDLWG | WDLWG | WDRWG | WDRWG | WSSLG | WSSWG |
| FT416. 15 36 | \$3619 | 5572 | 3619 | 5572 | 3465 | 5176 |
| 42 | \$3696 | 5819 | 3696 | 5819 | 3606 | 5635 |
| 48 | \$3985 | 6258 | 3985 | 6258 | 3902 | 6035 |
| 60 | \$4315 | 6635 | 4315 | 6635 | 4240 | 6460 |
| 72 | \$4654 | 7131 | 4654 | 7131 | 4567 | 6971 |
| 84 | \$6468 | 8093 | 6468 | 8093 | 6208 | 7866 |
| 96 | \$6846 | 8895 | 6846 | 8895 | 6582 | 8619 |
| | ADLLG | ADLWG | ADRLG | ADRWG | ASSLG | ASSWG |
| FT416. 15 36 | \$3477 | 5429 | 3477 | 5429 | 3322 | 5030 |
| 42 | \$3555 | 5679 | 3555 | 5679 | 3462 | 5494 |
| 48 | \$3842 | 6116 | 3842 | 6116 | 3759 | 5894 |
| 60 | \$4173 | 6492 | 4173 | 6492 | 4098 | 6318 |
| 72 | \$4513 | 6989 | 4513 | 6989 | 4425 | 6828 |
| 84 | \$6327 | 7950 | 6327 | 7950 | 6066 | 7722 |
| 96 | \$6702 | 8754 | 6702 | 8754 | 6439 | 8478 |

Storage Cabinet, Frame Top, Mounted, Sliding Door *continued*

Step 9. Top/Edge Finish

For thermally-fused laminate (L)

| | | |
|------------|--|------|
| LBR | phantom ecru <input type="checkbox"/> | +\$0 |
| LBS | phantom cocoa <input type="checkbox"/> | +\$0 |
| LBU | medium matte walnut <input type="checkbox"/> | +\$0 |
| LBV | warm grey teak <input type="checkbox"/> | +\$0 |
| 76 | light brown walnut <input type="checkbox"/> | +\$0 |
| 8Q | folkstone grey <input type="checkbox"/> | +\$0 |
| 91 | white <input type="checkbox"/> | +\$0 |
| 98 | studio white <input type="checkbox"/> | +\$0 |
| CL | cool grey neutral <input type="checkbox"/> | +\$0 |
| HM | natural maple <input type="checkbox"/> | +\$0 |
| HP | light anigre <input type="checkbox"/> | +\$0 |
| HX | aged cherry <input type="checkbox"/> | +\$0 |
| LBA | clear on ash <input type="checkbox"/> | +\$0 |
| LBB | oak on ash <input type="checkbox"/> | +\$0 |
| LBC | walnut on ash <input type="checkbox"/> | +\$0 |
| LBF | neutral twill <input type="checkbox"/> | +\$0 |
| LBJ | graphite twill <input type="checkbox"/> | +\$0 |
| LBN | classic linen <input type="checkbox"/> | +\$0 |
| LBQ | white twill <input type="checkbox"/> | +\$0 |
| LU | soft white <input type="checkbox"/> | +\$0 |
| WL | sandstone <input type="checkbox"/> | +\$0 |
| WN | warm grey neutral <input type="checkbox"/> | +\$0 |

Wood Veneer

For veneer (W)

| | | |
|-----------|--|------|
| 2U | light brown walnut <input type="checkbox"/> | +\$0 |
| 40 | dark brown walnut <input type="checkbox"/> | +\$0 |
| EW | medium matte walnut <input type="checkbox"/> | +\$0 |
| ET | clear on ash <input type="checkbox"/> | +\$0 |
| EU | oak on ash <input type="checkbox"/> | +\$0 |
| EV | walnut on ash <input type="checkbox"/> | +\$0 |
| UL | natural maple <input type="checkbox"/> | +\$0 |

Step 10. Top Cap Finish

Sand Texture Paint

For painted standard top cap (P) or painted architectural top cap (A)

| | | |
|-----------|--|------|
| 8Q | folkstone grey <input type="checkbox"/> | +\$0 |
| 91 | white <input type="checkbox"/> | +\$0 |
| 98 | studio white <input type="checkbox"/> | +\$0 |
| BK | black <input type="checkbox"/> | +\$0 |
| CL | cool grey neutral <input type="checkbox"/> | +\$0 |
| G1 | graphite <input type="checkbox"/> | +\$0 |
| WL | sandstone <input type="checkbox"/> | +\$0 |
| WN | warm grey neutral <input type="checkbox"/> | +\$0 |

Metallic Paint

For painted standard top cap (P) or painted architectural top cap (A)

| | | |
|------------|---|-------|
| CN | metallic champagne | +\$0 |
| EH | metallic bronze | +\$0 |
| MS | metallic silver | +\$0 |
| SNA | satin aluminum <input type="checkbox"/> | +\$10 |
| SNB | satin bronze <input type="checkbox"/> | +\$10 |
| SNC | satin carbon <input type="checkbox"/> | +\$10 |

Wood Veneer

For veneer standard top cap (W)

| | | |
|-----------|--|------|
| 2U | light brown walnut <input type="checkbox"/> | +\$0 |
| 40 | dark brown walnut <input type="checkbox"/> | +\$0 |
| EW | medium matte walnut <input type="checkbox"/> | +\$0 |
| UL | natural maple <input type="checkbox"/> | +\$0 |

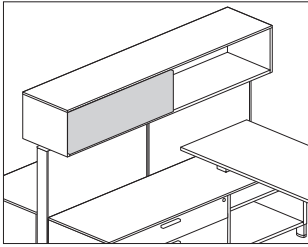
Step 11. Door Material Finish

| | | |
|-----------|---|------|
| 8Q | folkstone grey <input type="checkbox"/> | +\$0 |
| 91 | white <input type="checkbox"/> | +\$0 |
| 98 | studio white <input type="checkbox"/> | +\$0 |

Step 12. Application

| | | |
|-----------|--|-------|
| LD | stacking on 35", 46", 57" base frame | +\$0 |
| JL | stacking on 42" or 53"-high base frame | +\$40 |

FT491.



Description

Notes

All widths—.61

Width—Yardage

18-.72

21-.80

24-.88

$$30-1.05$$

36-1.22

For information on multiple quantities or nondirectional fabrics, contact COM Department. See Order Information in Appendices.

Technical drawing of a rectangular plate. The front view shows a rectangle with a width labeled w and a height labeled $13''$. The side view shows the thickness of the plate, labeled $3/4''$.

Step 1.

Step 2. Width

36 $16\frac{3}{4}"$ for 36"-wide cabinet A

42 $19\frac{3}{4}"$ for 42" -wide cabinet A

48 $22\frac{3}{4}"$ for 48" -wide cabinet A

60 $28\frac{3}{4}"$ for 60" -wide cabinet A

72 $34\frac{3}{4}"$ for 72" -wide cabinet A

84 20" for 84" -wide cabinet A

96 23" for 96" -wide cabinet A

Step 3. Surface Material

| | | |
|----------|-----------------|----------|
| T | tackable fabric | A |
|----------|-----------------|----------|

| | | |
|----------|-----------------------------|----------|
| R | tackable fabric, horizontal | A |
|----------|-----------------------------|----------|

Prices for Steps 1-3.

| | T | R |
|-----------|-------|-----|
| FT491. 36 | \$181 | 185 |
| 42 | \$206 | 212 |
| 48 | \$230 | 236 |
| 60 | \$267 | 273 |
| 72 | \$305 | 314 |
| 84 | \$206 | 212 |
| 96 | \$230 | 236 |

Step 4. Surface Finish

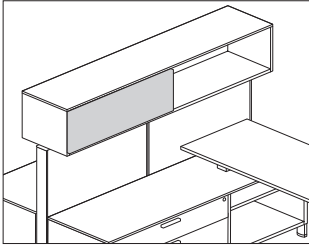
See application chart and textiles list for fabric usage and numbers.

First 2 digits of number indicate fabric line; remaining digit(s) indicate fabric color.

| | |
|------------------|--------|
| Price Category 1 | +\$0 |
| Price Category 2 | +\$23 |
| Price Category 3 | +\$40 |
| Price Category 4 | +\$61 |
| Price Category 5 | +\$124 |
| Price Category B | +\$44 |
| Price Category C | +\$61 |
| Price Category D | +\$77 |
| Price Category E | +\$94 |
| Price Category F | +\$120 |

Markerboard, Storage Cabinet, Frame Top Mounted

FT492.



Product Information

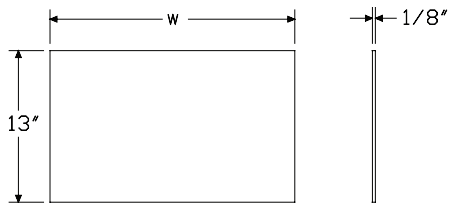
Description

This marker board attaches to 1 side of a double-sided frame top mounted storage cabinet to provide a writing surface for dry-erase markers. Attachment hardware included.

Notes

Specify marker board width $\frac{1}{2}$ the width of the storage cabinet.
Attaches to back of storage unit (FT415.).

Dimensions



Specification Information

Step 1.

FT492. A

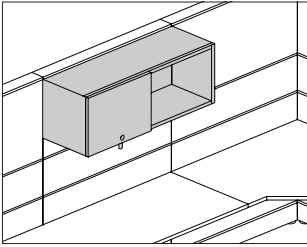
Step 2. Width

| | | |
|----|---|--------------------------|
| 36 | 16 $\frac{3}{4}$ " for 36"-wide cabinet | <input type="checkbox"/> |
| 42 | 19 $\frac{3}{4}$ " for 42"-wide cabinet | <input type="checkbox"/> |
| 48 | 22 $\frac{3}{4}$ " for 48"-wide cabinet | <input type="checkbox"/> |
| 60 | 28 $\frac{3}{4}$ " for 60"-wide cabinet | <input type="checkbox"/> |
| 72 | 34 $\frac{3}{4}$ " for 72"-wide cabinet | <input type="checkbox"/> |
| 84 | 20" for 84"-wide cabinet | <input type="checkbox"/> |
| 96 | 23" for 96"-wide cabinet | <input type="checkbox"/> |

Prices for Steps 1-2.

| | |
|-----------|-------|
| FT492. 36 | \$170 |
| 42 | \$177 |
| 48 | \$185 |
| 60 | \$207 |
| 72 | \$226 |
| 84 | \$177 |
| 96 | \$185 |

F-Style Sliding Door Storage Unit FT410.



Product Information

Description

This lockable storage unit hangs from a frame, wall strips, off-module upper tile, or architectural wall. It has a painted, debossed, or veneer sliding door. The sliding door covers 1 side of the storage unit and can be locked in either position. The underside of the shelf accepts a task light. Attachment hardware included. Shipped knocked down. The 15"-high storage unit has 1 shelf; the 22"-high storage unit has 2 shelves.

Notes

Debossed door can only be specified as lockable (L).

When hung off-module, the storage unit attaches in 1" intervals and can span more than 1 off-module upper tile.

When hung off-module, storage unit placement is determined by the location of off-module upper tile(s).

Order optional task light separately:

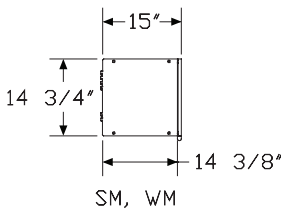
- Twist™ LED task light (G6160.xM)
- Under shelf LED task light (G6170.xxS). Width of light must match width of sliding door storage unit.

To enclose back of unit, order back panel (FT412.) separately. For off-module applications, a back panel is recommended.

Wall mount attachment includes back panel.

For keyed-alike locks, order chrome lock plugs separately. See Keyed-Alike Information in Appendices.

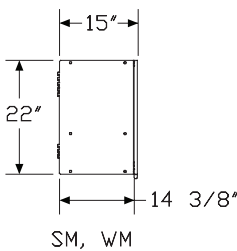
Dimensions



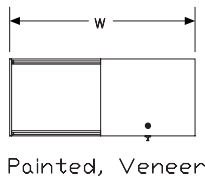
SM, WM



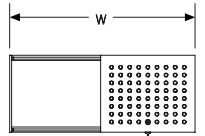
DM



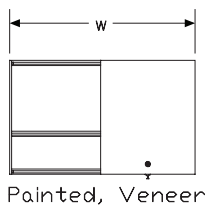
SM, WM



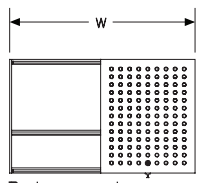
Painted, Veneer



Debossed



Painted, Veneer



Debossed

F-Style Sliding Door Storage Unit

continued

Specification Information

Step 1.

FT410.

Step 2. Height

1 15" high

2 22" high

Step 3. Width

24 24" wide

30 30" wide

36 36" wide

42 42" wide

48 48" wide

Step 4. Door Material

For 15" high (1)

P painted door

X debossed door

C veneer door with vertical grain **A**

For 22" high (2)

P painted door

X debossed door

C veneer door with vertical grain **A**

Step 5. Lock

For painted door (P) or veneer door with vertical grain (C)

N no lock

L lock

For debossed door (X)

L lock

Prices for Steps 1-5.

| | | PN | PL | XL | CN | CL |
|-----------------|-----------|-------|-----|-----|-----|-----|
| FT410. 1 | 24 | \$556 | 577 | 615 | 774 | 798 |
| | 30 | \$589 | 610 | 650 | 814 | 830 |
| | 36 | \$639 | 655 | 705 | 866 | 881 |
| | 42 | \$687 | 705 | 753 | 916 | 936 |
| | 48 | \$726 | 746 | 800 | 960 | 978 |

| | | | | | | |
|----------|-----------|-------|-----|------|------|------|
| 2 | 24 | \$743 | 761 | 798 | 1018 | 1042 |
| | 30 | \$785 | 804 | 845 | 1064 | 1083 |
| | 36 | \$849 | 864 | 909 | 1129 | 1150 |
| | 42 | \$908 | 926 | 975 | 1194 | 1213 |
| | 48 | \$953 | 973 | 1029 | 1248 | 1266 |

Step 6. Lock Option

For lock (L)

KA keyed alike +\$0

KC keyed differently, chrome +\$0

Step 7. Case Finish

Sand Texture Paint

91 white +\$0

BK black +\$0

CL cool grey neutral +\$0

G1 graphite +\$0

WN warm grey neutral +\$0

8Q folkstone grey +\$0

98 studio white +\$0

WL sandstone +\$0

Metallic Paint

CN metallic champagne +\$0

EH metallic bronze +\$0

MS metallic silver +\$0

SNA satin aluminum +\$60

SNB satin bronze +\$60

SNC satin carbon +\$60

Step 8. Door Finish

Sand Texture Paint

For painted door (P) or debossed door (X)

91 white +\$0

BK black +\$0

CL cool grey neutral +\$0

G1 graphite +\$0

WN warm grey neutral +\$0

98 studio white +\$0

8Q folkstone grey +\$0

WL sandstone +\$0

F-Style Sliding Door Storage Unit

continued

Metallic Paint

For painted door (P) or debossed door (X)

| | | |
|------------|--------------------|-------|
| CN | metallic champagne | +\$0 |
| EH | metallic bronze | +\$0 |
| MS | metallic silver | +\$0 |
| SNA | satin aluminum | +\$30 |
| SNB | satin bronze | +\$30 |
| SNC | satin carbon | +\$30 |

Wood Veneer

For veneer door with vertical grain (C)

| | | |
|------------|---|-------|
| 2U | light brown walnut <input type="checkbox"/> A | +\$55 |
| 40 | dark brown walnut | +\$55 |
| CHD | noble cherry <input type="checkbox"/> A | +\$55 |
| EW | medium matte walnut | +\$55 |
| ET | clear on ash <input type="checkbox"/> A | +\$55 |
| EU | oak on ash <input type="checkbox"/> A | +\$55 |
| EV | walnut on ash <input type="checkbox"/> A | +\$55 |
| UL | natural maple <input type="checkbox"/> A | +\$55 |

Step 9. Pull Finish

Sand Texture Paint

| | | |
|-----------|-------------------|------|
| 91 | white | +\$0 |
| BK | black | +\$0 |
| CL | cool grey neutral | +\$0 |
| G1 | graphite | +\$0 |
| WN | warm grey neutral | +\$0 |
| 3G | brownstone | +\$0 |

Step 10. End Panel Option

For 15" high (1)

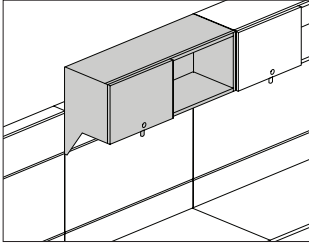
| | | |
|-----------|------------|--------|
| OM | off module | +\$0 |
| SM | on module | +\$0 |
| WM | wall mount | +\$200 |

For 22" high (2)

| | | |
|-----------|------------|--------|
| SM | on module | +\$0 |
| WM | wall mount | +\$200 |

F-Style Upmount Sliding Door Storage Unit

FT414.



Product Information

Description

This 15"-high lockable storage unit has brackets that allow it to be mounted above the top of a frame. It has a painted, debossed, or veneer sliding door. The sliding door covers 1 side of the unit and can be locked in either position. The underside of the shelf accepts a task light. Back panel and attachment hardware included. Shipped knocked down.

Notes

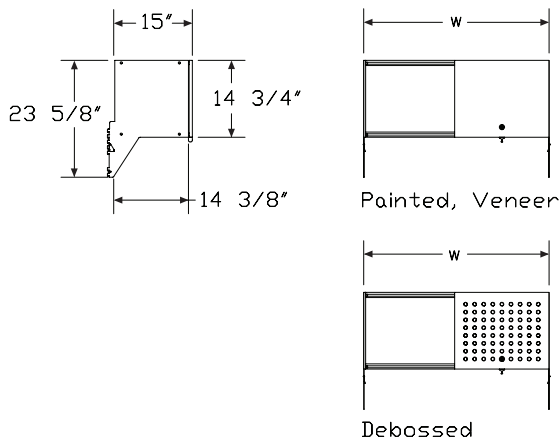
Debossed door can only be specified as lockable (L).

Order optional task light separately:

- Twist™ LED task light (G6160.AM)
- Under shelf LED task light (G6170.xxS). Width of light must match width of sliding door storage unit.

For keyed-alike locks, specify chrome lock plugs separately. See Keyed-Alike information in Appendices.

Dimensions



Specification Information

Step 1.

FT414.1

Step 2. Width

| | |
|-----------|----------|
| 24 | 24" wide |
| 30 | 30" wide |
| 36 | 36" wide |
| 42 | 42" wide |
| 48 | 48" wide |

Step 3. Door Material

| | |
|----------|---|
| P | painted door |
| X | debossed door |
| C | veneer door with vertical grain A |

Step 4. Lock

For painted door (P) or veneer door with vertical grain (C)

| | |
|----------|---------|
| N | no lock |
| L | lock |

For debossed door (X)

| | |
|----------|------|
| L | lock |
|----------|------|

Prices for Steps 1-4.

| | | N | L |
|----------------|-------------|----------|----------|
| FT414.1 | 24 P | \$850 | 867 |
| | X | — | \$907 |
| | C | \$1087 | 1107 |
| | 30 P | \$906 | 919 |
| | X | — | \$966 |
| | C | \$1148 | 1167 |
| | 36 P | \$967 | 980 |
| | X | — | \$1029 |
| | C | \$1215 | 1233 |
| | 42 P | \$1025 | 1044 |
| | X | — | \$1092 |
| | C | \$1279 | 1298 |
| | 48 P | \$1086 | 1105 |
| | X | — | \$1159 |
| | C | \$1344 | 1366 |

Step 5. Lock Option

For lock (L)

| | | |
|-----------|---------------------------|------|
| KA | keyed alike | +\$0 |
| KC | keyed differently, chrome | +\$0 |

F-Style Upmount Sliding Door Storage Unit *continued*

Step 6. Case Finish

Sand Texture Paint

| | | |
|-----------|-------------------|------|
| 91 | white | +\$0 |
| BK | black | +\$0 |
| CL | cool grey neutral | +\$0 |
| G1 | graphite | +\$0 |
| LT | light tone | +\$0 |
| LU | soft white | +\$0 |
| WN | warm grey neutral | +\$0 |
| 8Q | folkstone grey | +\$0 |
| 98 | studio white | +\$0 |
| WL | sandstone | +\$0 |

Metallic Paint

| | | |
|------------|--------------------|-------|
| CN | metallic champagne | +\$0 |
| EH | metallic bronze | +\$0 |
| MS | metallic silver | +\$0 |
| SNA | satin aluminum | +\$60 |
| SNB | satin bronze | +\$60 |
| SNC | satin carbon | +\$60 |

Step 7. Door Finish

Sand Texture Paint

For painted door (P) or debossed door (X)

| | | |
|-----------|-------------------|------|
| 91 | white | +\$0 |
| BK | black | +\$0 |
| CL | cool grey neutral | +\$0 |
| G1 | graphite | +\$0 |
| LT | light tone | +\$0 |
| LU | soft white | +\$0 |
| WN | warm grey neutral | +\$0 |
| 98 | studio white | +\$0 |
| 8Q | folkstone grey | +\$0 |
| WL | sandstone | +\$0 |

Metallic Paint

For painted door (P) or debossed door (X)

| | | |
|------------|--------------------|-------|
| CN | metallic champagne | +\$0 |
| EH | metallic bronze | +\$0 |
| MS | metallic silver | +\$0 |
| SNA | satin aluminum | +\$30 |
| SNB | satin bronze | +\$30 |
| SNC | satin carbon | +\$30 |

Wood Veneer

For veneer door with vertical grain (C)

| | | |
|------------|---|-------|
| 2U | light brown walnut <input type="checkbox"/> | +\$55 |
| 40 | dark brown walnut | +\$55 |
| CHD | noble cherry | +\$55 |
| EW | medium matte walnut | +\$55 |
| ET | clear on ash <input type="checkbox"/> | +\$55 |
| EU | oak on ash <input type="checkbox"/> | +\$55 |
| EV | walnut on ash <input type="checkbox"/> | +\$55 |
| UL | natural maple <input type="checkbox"/> | +\$55 |

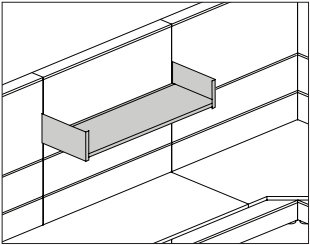
Step 8. Pull Finish

Sand Texture Paint

| | | |
|-----------|-------------------|------|
| 8Q | folkstone grey | +\$0 |
| 91 | white | +\$0 |
| 98 | studio white | +\$0 |
| BK | black | +\$0 |
| CL | cool grey neutral | +\$0 |
| G1 | graphite | +\$0 |
| WL | sandstone | +\$0 |
| WN | warm grey neutral | +\$0 |
| 3G | brownstone | +\$0 |

F-Style Shelf

FT411.



Product Information

Description

This 8¾"-high shelf hangs from a frame or wall strips. The underside of the shelf accepts a task light. Attachment hardware is included. Shipped knocked down.

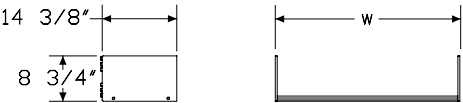
Notes

Order optional task light separately:

- Twist™ LED task light (G6160.xM)
- Under shelf LED task light (G6170.xxS). Width of light must match width of shelf.

Shelf matches style of sliding door storage unit (FT410.).

Dimensions



Specification Information

Step 1.

FT411.

Step 2. Width

| | |
|----|----------|
| 24 | 24" wide |
| 30 | 30" wide |
| 36 | 36" wide |
| 42 | 42" wide |
| 48 | 48" wide |

Prices for Steps 1-2.

| | |
|-----------|-------|
| FT411. 24 | \$239 |
| 30 | \$250 |
| 36 | \$265 |
| 42 | \$288 |
| 48 | \$295 |

Step 3. Surface Finish

Sand Texture Paint

| | | |
|----|--|------|
| 8Q | folkstone grey <input type="checkbox"/> | +\$0 |
| 91 | white <input type="checkbox"/> | +\$0 |
| 98 | studio white <input type="checkbox"/> | +\$0 |
| BK | black <input type="checkbox"/> | +\$0 |
| CL | cool grey neutral <input type="checkbox"/> | +\$0 |
| G1 | graphite <input type="checkbox"/> | +\$0 |
| WL | sandstone <input type="checkbox"/> | +\$0 |
| WN | warm grey neutral <input type="checkbox"/> | +\$0 |

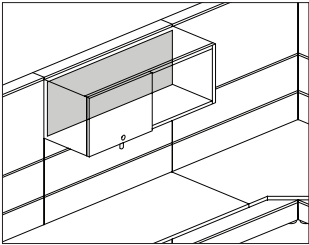
Metallic Paint

| | | |
|-----|--------------------|-------|
| CN | metallic champagne | +\$0 |
| EH | metallic bronze | +\$0 |
| MS | metallic silver | +\$0 |
| SNA | satin aluminum | +\$30 |
| SNB | satin bronze | +\$30 |
| SNC | satin carbon | +\$30 |

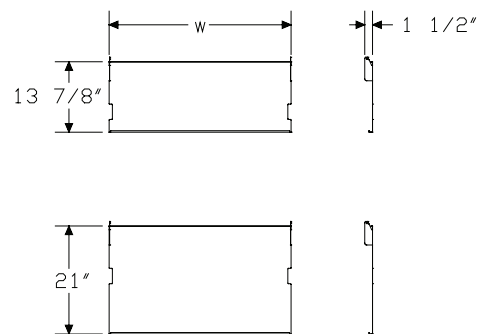
Step 4. End Panel Option

| | | |
|----|-----------|------|
| SM | on module | +\$0 |
|----|-----------|------|

F-Style Storage Unit Back Panel FT412.



| Product Information |
|--|
| Description This panel attaches to the back of a sliding door storage unit to enclose the back. Attachment hardware is included. |
| Dimensions |



| Specification Information |
|---------------------------------|
| Step 1. FT412. |

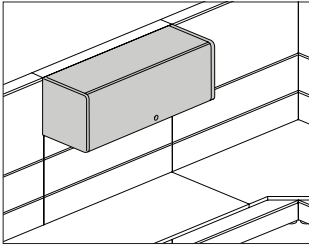
| Step 2. Height |
|--|
| 15 15" high 22 22" high |

| Step 3. Width |
|--|
| 24 24" wide 30 30" wide 36 36" wide 42 42" wide 48 48" wide |

| Prices for Steps 1-3. | 24 | 30 | 36 | 42 | 48 |
|-----------------------|-------|-----|-----|-----|-----|
| FT412. 15 | \$213 | 218 | 229 | 248 | 260 |
| 22 | \$225 | 245 | 259 | 281 | 304 |

| Step 4. Surface Finish |
|---|
| 8Q folkstone grey <input type="checkbox"/> +\$0 91 white <input type="checkbox"/> +\$0 98 studio white <input type="checkbox"/> +\$0 BK black <input type="checkbox"/> +\$0 CL cool grey neutral <input type="checkbox"/> +\$0 G1 graphite <input type="checkbox"/> +\$0 WL sandstone <input type="checkbox"/> +\$0 WN warm grey neutral <input type="checkbox"/> +\$0 |

| Metallic Paint |
|--|
| CN metallic champagne +\$0 EH metallic bronze +\$0 MS metallic silver +\$0 SNA satin aluminum +\$30 SNB satin bronze +\$30 SNC satin carbon +\$30 |



Product Information

Description

This 13"-deep lockable storage unit hangs on- or off-module from a frame, wall strips, or off-module upper tile. It combines a flipper door and shelf to enclose binders, files, and other items. The flipper door unit has a painted or fabric-covered door. The underside of the shelf accepts a task light. Attachment hardware included. Shipped knocked down.

A 60"-wide unit hangs on frames with a combined width of 60".

When hung off-module, the flipper door unit attaches in 1" intervals and can span more than 1 off-module upper tile.

Metallic silver (MS) case has cool grey neutral (CL) end panels.

Metallic champagne (CN) and metallic bronze (EH) cases have warm grey neutral (WN) end panels.

Notes

When hung off-module, the flipper door unit's placement is determined by the location of off-module upper tile(s).

Order optional task light separately:

- Twist™ LED task light (G6160.xM)
- Under shelf LED task light (G6170.xxS). Width of light must match width of flipper door unit.

Order optional angled shelf divider (G7330.) separately.

To enclose back of unit, order A-/B-style flipper door back panel (A3390.) separately. For off-module applications, a back panel is recommended.

Fabric-covered flipper door accepts Customer's Own Material (COM).

Yardage is estimated for nondirectional, 54"-wide fabrics.

Width—Yardage

24" to 48"— $\frac{2}{3}$

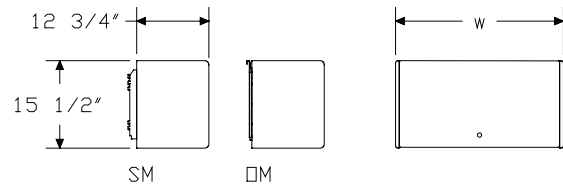
60"—2

60"— $\frac{2}{3}$, for 66"-wide fabrics

For information on multiple quantities or directional fabrics, contact COM Department. See Order Information in Appendices.

For keyed-alike locks, order lock plugs separately. See Keyed-Alike Information in Appendices.

Dimensions



B-Style Flipper Door Unit *continued*

Specification Information

Step 1.

FT420.

Step 2. Width

| | |
|-----------|----------|
| 24 | 24" wide |
| 30 | 30" wide |
| 36 | 36" wide |
| 42 | 42" wide |
| 48 | 48" wide |
| 60 | 60" wide |

Step 3. Door Material

| | |
|----------|--------------|
| P | painted door |
| F | fabric door |

Step 4. Lock

| | |
|----------|---------|
| N | no lock |
| L | lock |

Prices for Steps 1-4.

| | N | L |
|--------------------|----------|----------|
| FT420. 24 P | \$629 | 650 |
| F | \$653 | 670 |
| 30 P | \$665 | 685 |
| F | \$685 | 709 |
| 36 P | \$723 | 741 |
| F | \$741 | 761 |
| 42 P | \$774 | 794 |
| F | \$795 | 818 |
| 48 P | \$821 | 841 |
| F | \$841 | 862 |
| 60 P | \$1006 | 1025 |
| F | \$1025 | 1046 |

Step 5. Lock Option

For lock (L)

| | | |
|-----------|-------------------|------|
| KA | keyed alike | +\$0 |
| KD | keyed differently | +\$0 |

Step 6. Case Finish

Bright Sand Texture Paint

| | | |
|-----------|--------------------------------|------|
| 91 | white | +\$0 |
| CL | cool grey neutral | +\$0 |
| G1 | graphite | +\$0 |
| WN | warm grey neutral | +\$0 |
| 8Q | folkstone grey | +\$0 |
| 98 | studio white | +\$0 |
| BK | black <input type="checkbox"/> | +\$0 |
| WL | sandstone | +\$0 |

Metallic Paint

| | | |
|-----------|--------------------|------|
| CN | metallic champagne | +\$0 |
| EH | metallic bronze | +\$0 |
| MS | metallic silver | +\$0 |

Step 7. Door Finish

For painted door (P)

Bright Sand Texture Paint

| | | |
|-----------|--------------------------------|------|
| 91 | white | +\$0 |
| CL | cool grey neutral | +\$0 |
| G1 | graphite | +\$0 |
| WN | warm grey neutral | +\$0 |
| 8Q | folkstone grey | +\$0 |
| 98 | studio white | +\$0 |
| BK | black <input type="checkbox"/> | +\$0 |
| WL | sandstone | +\$0 |

Metallic Paint

| | | |
|-----------|--------------------|------|
| CN | metallic champagne | +\$0 |
| EH | metallic bronze | +\$0 |
| MS | metallic silver | +\$0 |

Step 8. End Panel Option

| | | |
|-----------|------------|------|
| OM | off module | +\$0 |
| SM | on module | +\$0 |

Step 9. Door Finish
*See application chart and textiles list for fabric usage and numbers.
First 2 digits of number indicate fabric line; remaining digit(s) indicate fabric color.*

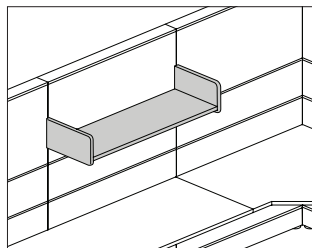
Canvas Office Landscape® Storage

| | |
|--|--------|
| <i>For 24" wide (24), 30" wide (30), 36" wide (36), 42" wide (42), or 48" wide (48) with fabric door (F)</i> | |
| Price Category 1 | +\$0 |
| Price Category 2 | +\$22 |
| Price Category 3 | +\$44 |
| Price Category 4 | +\$65 |
| Price Category 5 | +\$104 |
| Price Category B | +\$42 |
| Price Category C | +\$61 |
| Price Category D | +\$77 |
| Price Category E | +\$94 |
| Price Category F | +\$120 |

| | |
|---|-------|
| <i>For 60" wide (60) with fabric door (F)</i> | |
| Price Category 1 | +\$0 |
| Price Category 2 | +\$22 |
| Price Category 3 | +\$44 |
| Price Category 4 | +\$65 |
| Price Category B | +\$42 |
| Price Category D | +\$77 |
| Price Category E | +\$94 |

B-Style Shelf

FT422.



Product Information

Description

This shelf hangs on-module from a frame or wall strips. The underside of the shelf accepts a task light. Attachment hardware is included.

Shipped knocked down.

The shelf is available in 2 heights: the 7 1/2"-high shelf is for storage or display and the 15 1/2"-high shelf stores binders and books. A 60"-wide shelf hangs on frames with a combined width of 60".

Metallic silver (MS) case has cool grey neutral (CL) end panels.

Metallic champagne (CN) and metallic bronze (EH) cases have warm grey neutral (WN) end panels.

Notes

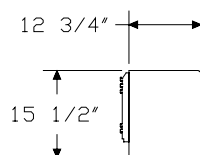
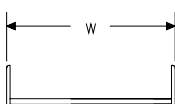
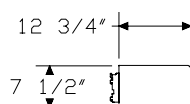
Order optional task light separately:

- Twist™ LED task light (G6160.xM)
- Under shelf LED task light (G6170.xxS). Width of light must match width of shelf.

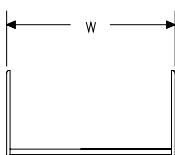
Order optional angled shelf divider (G7330.) separately.

For enclosed storage on 15 1/2"-high shelf, order B-style flipper door (FT421.) separately.

Dimensions



SM



Specification Information

Step 1.

FT422.

Step 2. Height

07 7 1/2" high

15 15 1/2" high

Step 3. Width

24 24" wide

30 30" wide

36 36" wide

42 42" wide

48 48" wide

60 60" wide

Prices for Steps 1-3.

| | 24 | 30 | 36 | 42 | 48 | 60 |
|------------------|-------|-----|-----|-----|-----|-----|
| FT422. 07 | \$201 | 212 | 225 | 242 | 249 | 307 |
| 15 | \$268 | 278 | 295 | 308 | 318 | 372 |

Step 4. Surface Finish

3G brownstone +\$0

Bright Sand Texture Paint

| | | |
|-----------|--------------------------------|------|
| 91 | white | +\$0 |
| CL | cool grey neutral | +\$0 |
| G1 | graphite | +\$0 |
| WN | warm grey neutral | +\$0 |
| 8Q | folkstone grey | +\$0 |
| 98 | studio white | +\$0 |
| BK | black <input type="checkbox"/> | +\$0 |
| WL | sandstone | +\$0 |

Metallic Paint

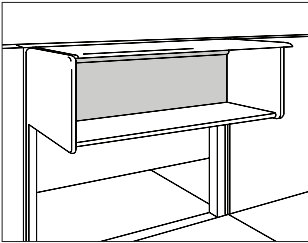
| | | |
|------------|--------------------|-------|
| CN | metallic champagne | +\$0 |
| EH | metallic bronze | +\$0 |
| MS | metallic silver | +\$0 |
| SNA | satin aluminum | +\$30 |
| SNB | satin bronze | +\$30 |
| SNC | satin carbon | +\$30 |

Step 5. End Panel Option

For 15 1/2" high (15)

SM on module +\$0

B-Style Flipper Door Back Panel A3390.

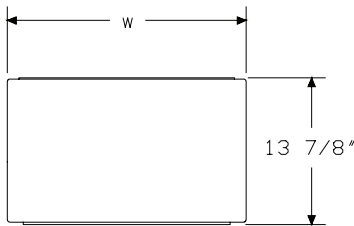


Product Information

Description

This panel attaches to the back of a B-style flipper door unit or a flipper door with shelf to enclose the back. Attachment hardware is included.

Dimensions



Specification Information

Step 1.

A3390.

Step 2. Width

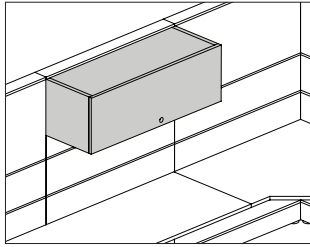
| | |
|----|----------|
| 24 | 24" wide |
| 30 | 30" wide |
| 36 | 36" wide |
| 42 | 42" wide |
| 48 | 48" wide |

Prices for Steps 1-2.

| | |
|-----------|-------|
| A3390. 24 | \$137 |
| 30 | \$137 |
| 36 | \$149 |
| 42 | \$155 |
| 48 | \$157 |

Step 3. Surface Finish

| | | |
|----|-----------------------------|------|
| 8Q | folkstone grey | +\$0 |
| 91 | white | +\$0 |
| 98 | studio white A | +\$0 |
| BU | black umber | +\$0 |
| CL | cool grey neutral | +\$0 |
| CN | metallic champagne | +\$0 |
| EH | metallic bronze | +\$0 |
| G1 | graphite | +\$0 |
| HF | inner tone light | +\$0 |
| LT | light tone | +\$0 |
| LU | soft white | +\$0 |
| MS | metallic silver | +\$0 |
| MT | medium tone | +\$0 |
| SG | slate grey | +\$0 |
| WL | sandstone | +\$0 |
| WN | warm grey neutral | +\$0 |



Product Information

Description

This 13 1/2"-deep lockable storage unit hangs on- or off-module from a frame, wall strips, or off-module upper tile. It combines a flipper door and shelf to enclose binders, files, and other items. The flipper door unit has a fabric-covered or veneer door. The underside of the shelf accepts a task light. Attachment hardware is included. Shipped knocked down.

When hung off-module, the storage unit attaches in 1" intervals and can span more than 1 off-module upper tile.

Metallic silver (MS) case has cool grey neutral (CL) end panels.

Metallic champagne (CN) and metallic bronze (EH) cases have warm grey neutral (WN) end panels.

Notes

When hung off-module, storage unit placement is determined by the location of off-module upper tile(s).

Order optional task light separately:

- Twist™ LED task light (G6160.xM)
- Under shelf LED task light (G6170.xxS). Width of light must match width of flipper door unit.

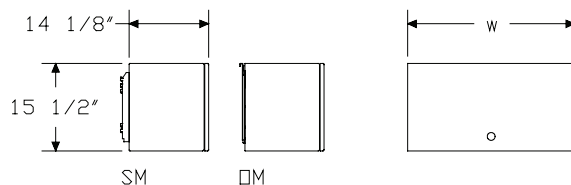
Order optional angled shelf divider (G7330.) separately.

To enclose back of unit, order E-style flipper door back panel (E3190.) separately.

Fabric-covered flipper door accepts Customer's Own Material (COM). For nondirectional fabrics, order minimum of 3/5 yard. For information on multiple quantities or directional fabrics, contact COM Department. See Order Information in Appendices.

For keyed-alike locks, order lock plugs separately. See Keyed-Alike Information in Appendices.

Dimensions



Specification Information

Step 1.

FT430.

Step 2. Width

| | |
|-----------|----------|
| 24 | 24" wide |
| 30 | 30" wide |
| 36 | 36" wide |
| 42 | 42" wide |
| 48 | 48" wide |

Step 3. Door Material

| | |
|----------|--|
| F | fabric door |
| W | veneer door with horizontal grain <input type="checkbox"/> |

Prices for Steps 1-3.

| | F | W |
|------------------|----------|----------|
| FT430. 24 | \$767 | 1109 |
| 30 | \$828 | 1183 |
| 36 | \$891 | 1257 |
| 42 | \$948 | 1329 |
| 48 | \$1007 | 1396 |

Step 4. Lock Option

| | | |
|-----------|-------------------|------|
| KA | keyed alike | +\$0 |
| KD | keyed differently | +\$0 |

Step 5. Case Finish

| | | |
|-----------|------------|------|
| 3G | brownstone | +\$0 |
|-----------|------------|------|

Bright Sand Texture Paint

| | | |
|-----------|--------------------------------|------|
| 91 | white | +\$0 |
| CL | cool grey neutral | +\$0 |
| G1 | graphite | +\$0 |
| WN | warm grey neutral | +\$0 |
| 8Q | folkstone grey | +\$0 |
| 98 | studio white | +\$0 |
| BK | black <input type="checkbox"/> | +\$0 |
| WL | sandstone | +\$0 |

Metallic Paint

| | | |
|-----------|--------------------|------|
| CN | metallic champagne | +\$0 |
| EH | metallic bronze | +\$0 |
| MS | metallic silver | +\$0 |

Step 6. Door Finish
For veneer door with horizontal grain (W)

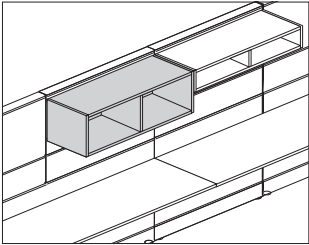
| | | |
|-------------|---|--------|
| Wood Veneer | | |
| 2U | light brown walnut <input type="checkbox"/> A | +\$105 |
| 40 | dark brown walnut | +\$105 |
| CHD | noble cherry <input type="checkbox"/> A | +\$105 |
| EW | medium matte walnut | +\$105 |
| ET | clear on ash <input type="checkbox"/> A | +\$105 |
| EU | oak on ash <input type="checkbox"/> A | +\$105 |
| EV | walnut on ash <input type="checkbox"/> A | +\$105 |
| UL | natural maple <input type="checkbox"/> A | +\$105 |

| | | |
|--------------------------|------------|------|
| Step 7. End Panel Option | | |
| OM | off module | +\$0 |
| SM | on module | +\$0 |

Step 8. Door Finish
For fabric door (F)
See application chart and textiles list for fabric usage and numbers.
First 2 digits of number indicate fabric line; remaining digit(s) indicate fabric color.

| | |
|------------------|--------|
| Price Category 1 | +\$0 |
| Price Category 2 | +\$22 |
| Price Category 3 | +\$44 |
| Price Category 4 | +\$65 |
| Price Category 5 | +\$104 |
| Price Category B | +\$42 |
| Price Category C | +\$61 |
| Price Category D | +\$77 |
| Price Category E | +\$94 |
| Price Category F | +\$120 |

Overhead Storage Cabinet, Open FV43C.



Product Information

Description

This open cabinet hangs from a Canvas Wall frame or attaches to an architectural wall. It accepts a task light.

Notes

7"- or 15"-high cabinets at 24", 30", 36", 42", and 48"-wide have no divider.

7"- or 15"-high cabinets at 54", 60", 66", and 72"-wide have a center divider.

Matches style of overhead storage cabinet, hinged doors (FV43H.).

Canvas frame connection option (F8) includes attachment hardware.

For wall mount option (WM), attachment hardware must be customer supplied. 54", 60", 66", and 72"-wide are wall mounted only.

Finished case top (WT) aligns to top of the bead on a Canvas tile.

$\frac{3}{8}$ " thin top (03, 04) aligns the top of the overhead to the top cap on a Canvas frame.

Grain direction is vertical on veneer and wood-grain laminate doors.


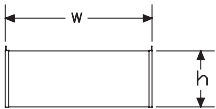
Grain direction is horizontal on laminate door units wider than 60".

Order optional task lights and accessories separately:

- Cable management clips (FT198.) - when cabinet is frame attached
- Cord manager (FV984.) - when cabinet is wall attached
- Twist LED task light (G6160.xB)
- Cast LED light (FV617.)

For additional product options, see Vary Easy Program in appendices.

Dimensions



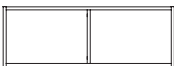
07 (24"-48" Wide)



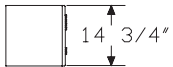
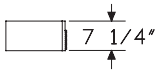
07 (54"-72" Wide)



15 (24"-48" Wide)



15 (54"-72" Wide)



Overhead Storage Cabinet, Open

continued

Canvas Office Landscape® Storage

| Specification Information | | | |
|---|---|--|---------|
| Step 1. | | | |
| FV43C. | <input type="checkbox"/> | | |
| Step 2. Attachment Bracket | | | |
| F8 | Canvas frame connection <input type="checkbox"/> | | +\$144 |
| WM | wall mount <input type="checkbox"/> | | +\$281 |
| Step 3. Height | | | |
| 07 | 7½" high <input type="checkbox"/> | | +\$220 |
| 15 | 15" high <input type="checkbox"/> | | +\$435 |
| Step 4. Width | | | |
| <i>For Canvas frame connection (F8)</i> | | | |
| 24 | 24" wide <input type="checkbox"/> | | +\$469 |
| 30 | 30" wide <input type="checkbox"/> | | +\$512 |
| 36 | 36" wide <input type="checkbox"/> | | +\$610 |
| 42 | 42" wide <input type="checkbox"/> | | +\$656 |
| 48 | 48" wide <input type="checkbox"/> | | +\$683 |
| <i>For wall mount (WM)</i> | | | |
| 24 | 24" wide <input type="checkbox"/> | | +\$469 |
| 30 | 30" wide <input type="checkbox"/> | | +\$512 |
| 36 | 36" wide <input type="checkbox"/> | | +\$610 |
| 42 | 42" wide <input type="checkbox"/> | | +\$656 |
| 48 | 48" wide <input type="checkbox"/> | | +\$683 |
| 54 | 54" wide <input type="checkbox"/> | | +\$791 |
| 60 | 60" wide <input type="checkbox"/> | | +\$863 |
| 66 | 66" wide <input type="checkbox"/> | | +\$971 |
| 72 | 72" wide <input type="checkbox"/> | | +\$1163 |
| Step 5. Case Material | | | |
| <i>For 24" wide (24), 30" wide (30), or 36" wide (36)</i> | | | |
| H | high-pressure laminate with thermoplastic edge <input type="checkbox"/> | | +\$397 |
| L | thermally-fused laminate with thermoplastic edge <input type="checkbox"/> | | +\$0 |
| <i>For 42" wide (42), 48" wide (48), or 54" wide (54)</i> | | | |
| H | high-pressure laminate with thermoplastic edge <input type="checkbox"/> | | +\$435 |
| L | thermally-fused laminate with thermoplastic edge <input type="checkbox"/> | | +\$0 |
| <i>For 60" wide (60) or 66" wide (66)</i> | | | |
| H | high-pressure laminate with thermoplastic edge <input type="checkbox"/> | | +\$469 |
| L | thermally-fused laminate with thermoplastic edge <input type="checkbox"/> | | +\$0 |

| | | | |
|---|---|--|--------|
| <i>For 72" wide (72)</i> | | | |
| H | high-pressure laminate with thermoplastic edge <input type="checkbox"/> | | +\$505 |
| L | thermally-fused laminate with thermoplastic edge <input type="checkbox"/> | | +\$0 |
| Step 6. Top | | | |
| 03 | ¾" thermally - fused laminate thin top <input type="checkbox"/> | | +\$213 |
| 05 | ¾" high-pressure laminate thin top <input type="checkbox"/> | | +\$350 |
| WT | finished case top <input type="checkbox"/> | | +\$0 |
| Step 7. Case/Edge Finish | | | |
| <i>For thermally-fused laminate with thermoplastic edge (L)</i> | | | |
| 76 | light brown walnut <input type="checkbox"/> | | +\$0 |
| 8Q | folkstone grey <input type="checkbox"/> | | +\$0 |
| 91 | white <input type="checkbox"/> | | +\$0 |
| 98 | studio white <input type="checkbox"/> | | +\$0 |
| CL | cool grey neutral <input type="checkbox"/> | | +\$0 |
| HM | natural maple <input type="checkbox"/> | | +\$0 |
| HP | light anigre <input type="checkbox"/> | | +\$0 |
| HX | aged cherry <input type="checkbox"/> | | +\$0 |
| LBA | clear on ash <input type="checkbox"/> | | +\$0 |
| LBR | phantom ecru <input type="checkbox"/> | | +\$0 |
| LBS | phantom cocoa <input type="checkbox"/> | | +\$0 |
| LBU | medium matte walnut <input type="checkbox"/> | | +\$0 |
| LBV | warm grey teak <input type="checkbox"/> | | +\$0 |
| LBB | oak on ash <input type="checkbox"/> | | +\$0 |
| LBC | walnut on ash <input type="checkbox"/> | | +\$0 |
| LBF | neutral twill <input type="checkbox"/> | | +\$0 |
| LBJ | graphite twill <input type="checkbox"/> | | +\$0 |
| LBN | classic linen <input type="checkbox"/> | | +\$0 |
| LBQ | white twill <input type="checkbox"/> | | +\$0 |
| LU | soft white <input type="checkbox"/> | | +\$0 |
| WL | sandstone <input type="checkbox"/> | | +\$0 |
| WN | warm grey neutral <input type="checkbox"/> | | +\$0 |

Overhead Storage Cabinet, Open

continued

For high-pressure laminate with thermoplastic edge (H)

| | | |
|------------|--|------|
| 76 | light brown walnut | +\$0 |
| 8Q | folkstone grey | +\$0 |
| 91 | white | +\$0 |
| 98 | studio white | +\$0 |
| CL | cool grey neutral | +\$0 |
| HF | inner tone light | +\$0 |
| HM | natural maple | +\$0 |
| HP | light anigre | +\$0 |
| HX | aged cherry | +\$0 |
| LBA | clear on ash | +\$0 |
| LBB | oak on ash | +\$0 |
| LBC | walnut on ash | +\$0 |
| LBF | neutral twill | +\$0 |
| LBJ | graphite twill | +\$0 |
| LBN | classic linen | +\$0 |
| LBQ | white twill | +\$0 |
| LBR | phantom ecru <input type="checkbox"/> | +\$0 |
| LBS | phantom cocoa <input type="checkbox"/> | +\$0 |
| LBU | medium matte walnut <input type="checkbox"/> | +\$0 |
| LBV | warm grey teak <input type="checkbox"/> | +\$0 |
| LT | light tone | +\$0 |
| LU | soft white | +\$0 |
| OG | honey maple <input type="checkbox"/> | +\$0 |
| WL | sandstone | +\$0 |
| WN | warm grey neutral | +\$0 |

Step 8. Top/Edge Finish

For 3/8" thermally - fused laminate thin top (03)

| | | |
|------------|--|------|
| 76 | light brown walnut <input type="checkbox"/> | +\$0 |
| 8Q | folkstone grey <input type="checkbox"/> | +\$0 |
| 91 | white <input type="checkbox"/> | +\$0 |
| 98 | studio white <input type="checkbox"/> | +\$0 |
| CL | cool grey neutral <input type="checkbox"/> | +\$0 |
| HM | natural maple <input type="checkbox"/> | +\$0 |
| HP | light anigre <input type="checkbox"/> | +\$0 |
| HX | aged cherry <input type="checkbox"/> | +\$0 |
| LBA | clear on ash <input type="checkbox"/> | +\$0 |
| LBR | phantom ecru <input type="checkbox"/> | +\$0 |
| LBS | phantom cocoa <input type="checkbox"/> | +\$0 |
| LBU | medium matte walnut <input type="checkbox"/> | +\$0 |
| LBV | warm grey teak <input type="checkbox"/> | +\$0 |
| LBB | oak on ash <input type="checkbox"/> | +\$0 |
| LBC | walnut on ash <input type="checkbox"/> | +\$0 |
| LBF | neutral twill <input type="checkbox"/> | +\$0 |
| LBJ | graphite twill <input type="checkbox"/> | +\$0 |
| LBN | classic linen <input type="checkbox"/> | +\$0 |
| LBQ | white twill <input type="checkbox"/> | +\$0 |
| LU | soft white <input type="checkbox"/> | +\$0 |
| WL | sandstone <input type="checkbox"/> | +\$0 |
| WN | warm grey neutral <input type="checkbox"/> | +\$0 |

Overhead Storage Cabinet, Open

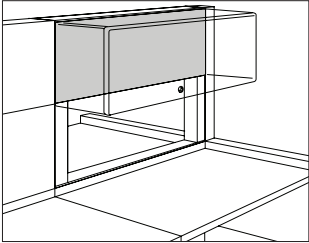
continued

Canvas Office Landscape® Storage

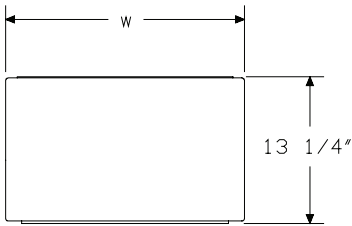
For ³/₈" high-pressure laminate thin top (05)

| | | |
|------------|------------------------------------|------|
| 76 | light brown walnut | +\$0 |
| 8Q | folkstone grey | +\$0 |
| 91 | white | +\$0 |
| 98 | studio white | +\$0 |
| CL | cool grey neutral | +\$0 |
| HF | inner tone light | +\$0 |
| HM | natural maple | +\$0 |
| HP | light anigre | +\$0 |
| HX | aged cherry | +\$0 |
| LBA | clear on ash | +\$0 |
| LBB | oak on ash | +\$0 |
| LBC | walnut on ash | +\$0 |
| LBF | neutral twill | +\$0 |
| LBJ | graphite twill | +\$0 |
| LBN | classic linen | +\$0 |
| LBQ | white twill | +\$0 |
| LBR | phantom ecru A | +\$0 |
| LBS | phantom cocoa A | +\$0 |
| LBU | medium matte walnut A | +\$0 |
| LBV | warm grey teak A | +\$0 |
| LT | light tone | +\$0 |
| LU | soft white | +\$0 |
| OG | honey maple A | +\$0 |
| WL | sandstone | +\$0 |
| WN | warm grey neutral | +\$0 |

E-Style Flipper Door Back Panel E3190.



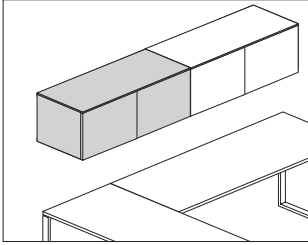
| Product Information |
|--|
| Description |
| This panel attaches to the back of an E-style flipper door unit or a flipper door with shelf to enclose the back. Attachment hardware is included. |
| Dimensions |



| Specification Information |
|----------------------------|
| Step 1. |
| E3190. |
| Step 2. Width |
| 24 24" wide |
| 30 30" wide |
| 36 36" wide |
| 42 42" wide |
| 48 48" wide |
| Prices for Steps 1-2. |
| E3190. 24 \$196 |
| 30 \$196 |
| 36 \$220 |
| 42 \$239 |
| 48 \$247 |
| Step 3. Surface Finish |
| 8Q folkstone grey +\$0 |
| 91 white +\$0 |
| 98 studio white +\$0 |
| BU black umber +\$0 |
| CL cool grey neutral +\$0 |
| G1 graphite +\$0 |
| HF inner tone light +\$0 |
| LU soft white +\$0 |
| MT medium tone +\$0 |
| SG slate grey +\$0 |
| WL sandstone +\$0 |
| WN warm grey neutral +\$0 |
| CN metallic champagne +\$0 |
| EH metallic bronze +\$0 |
| MS metallic silver +\$0 |

Overhead Storage Cabinet, Hinged Doors

FV43H.



Product Information

Description

This cabinet hangs from a Canvas Wall frame or attaches to an architectural wall to provide fully enclosed storage or enclosed storage with an open shelf below. It accepts a task light.

Notes

15"-high cabinet is fully enclosed. 22"-high cabinet has an open shelf below the doors.

Matches style of overhead storage cabinet, open (FV43C.).

Cabinets up to 48" wide have 2 doors. 54", 60", 66", and 72"-wide cabinets have 4 doors.

Canvas frame connection option (F8) includes attachment hardware. For wall mount option (WM), attachment hardware must be customer supplied. 54", 60", 66", and 72"-wide are wall mounted only.

Finished case top (WT) aligns to top of the bead on a Canvas tile.

3/8" thin top (03, 04) aligns the top of the overhead to the top cap on a Canvas frame.

Glass doors are back-painted and writable with dry erase markers.

Doors are nonmagnetic.

Glass doors cannot lock.

Grain direction is vertical on veneer and wood-grain laminate doors.

Grain direction is horizontal on laminate door units wider than 60".

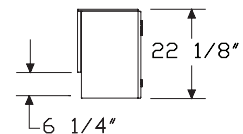
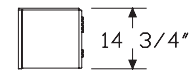
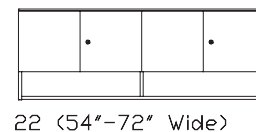
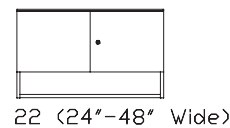
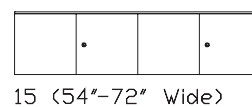
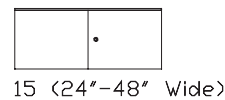
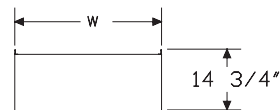
Order optional task lights and accessories separately:

- Cable management clips (FT198.) - when cabinet is frame attached
- Cord manager (FV984.) - when cabinet is wall attached
- Twist LED task light (G6160.xB)
- Cast LED light (FV617.)

For keyed-alike locks, see Keyed-Alike Information in appendices.

For additional product options, see Vary Easy Program in appendices.

Dimensions



Overhead Storage Cabinet, Hinged Doors *continued*

Specification Information

Step 1.

FV43H. ☐

Step 2. Attachment Bracket

F8 Canvas frame connection ☐ +\$144
WM wall mount ☐ +\$281

Step 3. Height

15 15" high ☐ +\$421
22 22" high ☐ +\$694

Step 4. Width

For Canvas frame connection (F8)

24 24" wide ☐ +\$453
30 30" wide ☐ +\$495
36 36" wide ☐ +\$591
42 42" wide ☐ +\$633
48 48" wide ☐ +\$660

For wall mount (WM)

24 24" wide ☐ +\$453
30 30" wide ☐ +\$495
36 36" wide ☐ +\$591
42 42" wide ☐ +\$633
48 48" wide ☐ +\$660
54 54" wide ☐ +\$764
60 60" wide ☐ +\$835
66 66" wide ☐ +\$937
72 72" wide ☐ +\$1122

Step 5. Case/Door Material

For 24" wide (24), 30" wide (30), or 36" wide (36)

F high-pressure laminate case/glass doors ☐ +\$2387
G thermally-fused laminate case / glass door ☐ +\$2284
H high-pressure laminate case and doors ☐ +\$629
L thermally - fused laminate case and doors ☐ +\$489

For 42" wide (42), 48" wide (48), or 54" wide (54)

F high-pressure laminate case/glass doors ☐ +\$2631
G thermally-fused laminate case / glass door ☐ +\$2492
H high-pressure laminate case and doors ☐ +\$698
L thermally - fused laminate case and doors ☐ +\$523

For 60" wide (60) or 66" wide (66)

F high-pressure laminate case/glass doors ☐ +\$3565
G thermally-fused laminate case / glass door ☐ +\$3525
H high-pressure laminate case and doors ☐ +\$906
L thermally - fused laminate case and doors ☐ +\$835

For 72" wide (72)

F high-pressure laminate case/glass doors ☐ +\$3909
G thermally-fused laminate case / glass door ☐ +\$3802
H high-pressure laminate case and doors ☐ +\$1043
L thermally - fused laminate case and doors ☐ +\$902

Step 6. Top

03 3/8" thermally - fused laminate thin top ☐ +\$213
05 3/8" high-pressure laminate thin top ☐ +\$350
WT finished case top ☐ +\$0

Step 7. Lock

For high-pressure laminate case and doors (H) or thermally - fused laminate case and doors (L)

L lock ☐ +\$0
N no lock ☐ +\$0

For high-pressure laminate case/glass doors (F) or thermally-fused laminate case / glass door (G)

N no lock ☐ +\$0

Step 8. Lock Option

For lock (L)

KA keyed alike ☐ +\$0
KC keyed differently, chrome ☐ +\$0
KD keyed differently, black ☐ +\$0

Overhead Storage Cabinet, Hinged Doors *continued*

Step 9. Case/Edge Finish

For thermally-fused laminate case / glass door (G) or thermally - fused laminate case and doors (L)

| | | |
|------------|--|------|
| 76 | light brown walnut <input type="checkbox"/> | +\$0 |
| 8Q | folkstone grey <input type="checkbox"/> | +\$0 |
| 91 | white <input type="checkbox"/> | +\$0 |
| 98 | studio white <input type="checkbox"/> | +\$0 |
| CL | cool grey neutral <input type="checkbox"/> | +\$0 |
| HM | natural maple <input type="checkbox"/> | +\$0 |
| HP | light anigre <input type="checkbox"/> | +\$0 |
| HX | aged cherry <input type="checkbox"/> | +\$0 |
| LBA | clear on ash <input type="checkbox"/> | +\$0 |
| LBR | phantom ecru <input type="checkbox"/> | +\$0 |
| LBS | phantom cocoa <input type="checkbox"/> | +\$0 |
| LBU | medium matte walnut <input type="checkbox"/> | +\$0 |
| LBV | warm grey teak <input type="checkbox"/> | +\$0 |
| LBB | oak on ash <input type="checkbox"/> | +\$0 |
| LBC | walnut on ash <input type="checkbox"/> | +\$0 |
| LBF | neutral twill <input type="checkbox"/> | +\$0 |
| LBJ | graphite twill <input type="checkbox"/> | +\$0 |
| LBN | classic linen <input type="checkbox"/> | +\$0 |
| LBQ | white twill <input type="checkbox"/> | +\$0 |
| LU | soft white <input type="checkbox"/> | +\$0 |
| WL | sandstone <input type="checkbox"/> | +\$0 |
| WN | warm grey neutral <input type="checkbox"/> | +\$0 |

For high-pressure laminate case/glass doors (F) or high-pressure laminate case and doors (H)

| | | |
|------------|--|------|
| 76 | light brown walnut | +\$0 |
| 8Q | folkstone grey | +\$0 |
| 91 | white | +\$0 |
| 98 | studio white | +\$0 |
| CL | cool grey neutral | +\$0 |
| HF | inner tone light | +\$0 |
| HM | natural maple | +\$0 |
| HP | light anigre | +\$0 |
| HX | aged cherry | +\$0 |
| LBA | clear on ash | +\$0 |
| LBB | oak on ash | +\$0 |
| LBC | walnut on ash | +\$0 |
| LBF | neutral twill | +\$0 |
| LBJ | graphite twill | +\$0 |
| LBN | classic linen | +\$0 |
| LBQ | white twill | +\$0 |
| LBR | phantom ecru <input type="checkbox"/> | +\$0 |
| LBS | phantom cocoa <input type="checkbox"/> | +\$0 |
| LBU | medium matte walnut <input type="checkbox"/> | +\$0 |
| LBV | warm grey teak <input type="checkbox"/> | +\$0 |
| LT | light tone | +\$0 |
| LU | soft white | +\$0 |
| OG | honey maple <input type="checkbox"/> | +\$0 |
| WL | sandstone | +\$0 |
| WN | warm grey neutral | +\$0 |

Overhead Storage Cabinet, Hinged Doors *continued*

Step 10. Door/Edge Finish

For thermally - fused laminate case and doors (L)

| | | |
|------------|--|------|
| 76 | light brown walnut <input type="checkbox"/> | +\$0 |
| 8Q | folkstone grey <input type="checkbox"/> | +\$0 |
| 91 | white <input type="checkbox"/> | +\$0 |
| 98 | studio white <input type="checkbox"/> | +\$0 |
| CL | cool grey neutral <input type="checkbox"/> | +\$0 |
| HM | natural maple <input type="checkbox"/> | +\$0 |
| HP | light anigre <input type="checkbox"/> | +\$0 |
| HX | aged cherry <input type="checkbox"/> | +\$0 |
| LBA | clear on ash <input type="checkbox"/> | +\$0 |
| LBR | phantom ecru <input type="checkbox"/> | +\$0 |
| LBS | phantom cocoa <input type="checkbox"/> | +\$0 |
| LBU | medium matte walnut <input type="checkbox"/> | +\$0 |
| LBV | warm grey teak <input type="checkbox"/> | +\$0 |
| LBB | oak on ash <input type="checkbox"/> | +\$0 |
| LBC | walnut on ash <input type="checkbox"/> | +\$0 |
| LBF | neutral twill <input type="checkbox"/> | +\$0 |
| LBJ | graphite twill <input type="checkbox"/> | +\$0 |
| LBN | classic linen <input type="checkbox"/> | +\$0 |
| LBQ | white twill <input type="checkbox"/> | +\$0 |
| LU | soft white <input type="checkbox"/> | +\$0 |
| WL | sandstone <input type="checkbox"/> | +\$0 |
| WN | warm grey neutral <input type="checkbox"/> | +\$0 |

For high-pressure laminate case and doors (H)

| | | |
|------------|--|------|
| 76 | light brown walnut | +\$0 |
| 8Q | folkstone grey | +\$0 |
| 91 | white | +\$0 |
| 98 | studio white | +\$0 |
| CL | cool grey neutral | +\$0 |
| HF | inner tone light | +\$0 |
| HM | natural maple | +\$0 |
| HP | light anigre | +\$0 |
| HX | aged cherry | +\$0 |
| LBA | clear on ash | +\$0 |
| LBB | oak on ash | +\$0 |
| LBC | walnut on ash | +\$0 |
| LBF | neutral twill | +\$0 |
| LBJ | graphite twill | +\$0 |
| LBN | classic linen | +\$0 |
| LBQ | white twill | +\$0 |
| LBR | phantom ecru <input type="checkbox"/> | +\$0 |
| LBS | phantom cocoa <input type="checkbox"/> | +\$0 |
| LBU | medium matte walnut <input type="checkbox"/> | +\$0 |
| LBV | warm grey teak <input type="checkbox"/> | +\$0 |
| LT | light tone | +\$0 |
| LU | soft white | +\$0 |
| OG | honey maple <input type="checkbox"/> | +\$0 |
| WL | sandstone | +\$0 |
| WN | warm grey neutral | +\$0 |

For high-pressure laminate case/glass doors (F) or thermally-fused laminate case / glass door (G)

| | | |
|-----------|---|------|
| 8Q | folkstone grey <input type="checkbox"/> | +\$0 |
| 91 | white <input type="checkbox"/> | +\$0 |
| 98 | studio white <input type="checkbox"/> | +\$0 |

Overhead Storage Cabinet, Hinged Doors *continued*

Step 11. Top/Edge Finish

For 3/8" thermally - fused laminate thin top (03)

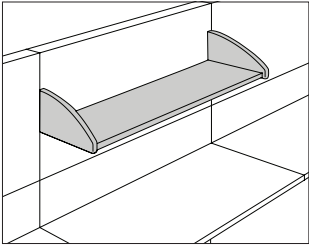
| | | |
|------------|--|------|
| 76 | light brown walnut <input type="checkbox"/> | +\$0 |
| 8Q | folkstone grey <input type="checkbox"/> | +\$0 |
| 91 | white <input type="checkbox"/> | +\$0 |
| 98 | studio white <input type="checkbox"/> | +\$0 |
| CL | cool grey neutral <input type="checkbox"/> | +\$0 |
| HM | natural maple <input type="checkbox"/> | +\$0 |
| HP | light anigre <input type="checkbox"/> | +\$0 |
| HX | aged cherry <input type="checkbox"/> | +\$0 |
| LBA | clear on ash <input type="checkbox"/> | +\$0 |
| LBR | phantom ecru <input type="checkbox"/> | +\$0 |
| LBS | phantom cocoa <input type="checkbox"/> | +\$0 |
| LBU | medium matte walnut <input type="checkbox"/> | +\$0 |
| LBV | warm grey teak <input type="checkbox"/> | +\$0 |
| LBB | oak on ash <input type="checkbox"/> | +\$0 |
| LBC | walnut on ash <input type="checkbox"/> | +\$0 |
| LBF | neutral twill <input type="checkbox"/> | +\$0 |
| LBJ | graphite twill <input type="checkbox"/> | +\$0 |
| LBN | classic linen <input type="checkbox"/> | +\$0 |
| LBQ | white twill <input type="checkbox"/> | +\$0 |
| LU | soft white <input type="checkbox"/> | +\$0 |
| WL | sandstone <input type="checkbox"/> | +\$0 |
| WN | warm grey neutral <input type="checkbox"/> | +\$0 |

For 3/8" high-pressure laminate thin top (05)

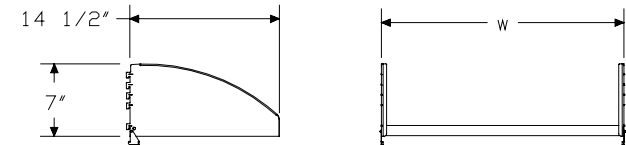
| | | |
|------------|--|------|
| 76 | light brown walnut | +\$0 |
| 8Q | folkstone grey | +\$0 |
| 91 | white | +\$0 |
| 98 | studio white | +\$0 |
| CL | cool grey neutral | +\$0 |
| HF | inner tone light | +\$0 |
| HM | natural maple | +\$0 |
| HP | light anigre | +\$0 |
| HX | aged cherry | +\$0 |
| LBA | clear on ash | +\$0 |
| LBB | oak on ash | +\$0 |
| LBC | walnut on ash | +\$0 |
| LBF | neutral twill | +\$0 |
| LBJ | graphite twill | +\$0 |
| LBN | classic linen | +\$0 |
| LBQ | white twill | +\$0 |
| LBR | phantom ecru <input type="checkbox"/> | +\$0 |
| LBS | phantom cocoa <input type="checkbox"/> | +\$0 |
| LBU | medium matte walnut <input type="checkbox"/> | +\$0 |
| LBV | warm grey teak <input type="checkbox"/> | +\$0 |
| LT | light tone | +\$0 |
| LU | soft white | +\$0 |
| OG | honey maple <input type="checkbox"/> | +\$0 |
| WL | sandstone | +\$0 |
| WN | warm grey neutral | +\$0 |

Utility Shelf

E3234.



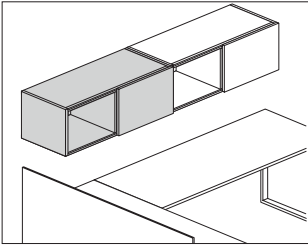
| Product Information |
|---|
| Description This 13"-deep shelf hangs from a frame or wall strips. The underside of the shelf accepts a task light. Attachment hardware is included. Shipped knocked down. |
| Notes Specify width of shelf to match width of frame. Use component brace for utility shelf (X3910.2) to connect overhead storage units in heavy component loading situations. Order optional task light separately: • Twist™ LED task light (G6160.xM) • Under shelf LED task light (G6170.xxQ). Width of light must match width of shelf. Order optional angled shelf divider (G7330.) separately. |
| Dimensions |



| Specification Information |
|---|
| Step 1. E3234. |
| Step 2. Width |
| 24 24" wide 30 30" wide 36 36" wide 42 42" wide 48 48" wide 60 60" wide |
| Prices for Steps 1-2. |
| E3234. 24 \$244 30 \$257 36 \$273 42 \$286 48 \$318 60 \$393 |
| Step 3. Surface Finish |
| 8Q folkstone grey +\$0 91 white +\$0 98 studio white A +\$0 BU black umber +\$0 CL cool grey neutral +\$0 G1 graphite +\$0 HF inner tone light +\$0 LU soft white +\$0 MT medium tone +\$0 SG slate grey +\$0 WL sandstone +\$0 WN warm grey neutral +\$0 CN metallic champagne +\$0 EH metallic bronze +\$0 MS metallic silver +\$0 |

Overhead Storage Cabinet, Sliding Partial Enclosure

FV43P.



| Product Information |
|---|
| <p>Description</p> <p>This cabinet hangs from a Canvas Wall frame or attaches to an architectural wall and provides partially enclosed storage. The sliding door with optional lock encloses 1 side of the cabinet and can be locked on either side. The cabinet accepts a task light.</p> |
| <p>Notes</p> <p>Matches style of overhead storage cabinet, sliding full enclosure (FV43F.).</p> <p>Cabinets up to 60" wide have 1 door. 66" and 72"-wide cabinets have 2 doors.</p> <p>Cabinets up to 60" wide have a center divider. 66"-wide cabinet has 2 dividers and is divided as 1/3, 1/3, 1/3. 72"-wide cabinet has 2 dividers and is divided as 1/4, 1/2, 1/4.</p> <p>Canvas frame connection option (F8) includes attachment hardware.</p> <p>For wall mount option (WM), attachment hardware must be customer supplied. 54", 60", 66", and 72"-wide are wall mounted only.</p> <p>Overhead case top aligns with top of the bead on a Canvas tile.</p> <p>Sliding door sits proud of overhead.</p> <p>Grain direction is vertical on veneer and wood-grain laminate doors.</p> <p>Grain direction is horizontal on laminate door units wider than 60".</p> <p>Order optional task lights and accessories separately:</p> <ul style="list-style-type: none"> • Cable management clips (FT198.) - when cabinet is frame attached • Cord manager (FV984.) - when cabinet is wall attached • Twist LED task light (G6160.xB) • Cast LED light (FV617.) <p>For keyed-alike locks, see Keyed-Alike Information in appendices.</p> <p>For additional product options, see Vary Easy Program in appendices.</p> |

| Dimensions |
|--------------------------|
| |
| |
| <p>07 (24"-60" Wide)</p> |
| <p>15 (24"-60" Wide)</p> |
| <p>07 (66" Wide)</p> |
| <p>15 (66" Wide)</p> |
| <p>07 (72" Wide)</p> |
| <p>15 (72" Wide)</p> |

Canvas Office Landscape® Storage

Overhead Storage Cabinet, Sliding Partial Enclosure *continued*

Specification Information

Step 1.

FV43P. ☐

Step 2. Attachment Bracket

| | | |
|-----------|--|--------|
| F8 | Canvas frame connection <input type="checkbox"/> | +\$144 |
| WM | wall mount <input type="checkbox"/> | +\$281 |

Step 3. Height

| | | |
|-----------|-----------------------------------|--------|
| 07 | 7½" high <input type="checkbox"/> | +\$213 |
| 15 | 15" high <input type="checkbox"/> | +\$421 |

Step 4. Width

For Canvas frame connection (F8)

| | | |
|-----------|-----------------------------------|--------|
| 24 | 24" wide <input type="checkbox"/> | +\$453 |
| 30 | 30" wide <input type="checkbox"/> | +\$495 |
| 36 | 36" wide <input type="checkbox"/> | +\$591 |
| 42 | 42" wide <input type="checkbox"/> | +\$633 |
| 48 | 48" wide <input type="checkbox"/> | +\$660 |

For wall mount (WM) with 7½" high (07)

| | | |
|-----------|-----------------------------------|--------|
| 24 | 24" wide <input type="checkbox"/> | +\$453 |
| 30 | 30" wide <input type="checkbox"/> | +\$495 |
| 36 | 36" wide <input type="checkbox"/> | +\$591 |
| 42 | 42" wide <input type="checkbox"/> | +\$633 |
| 48 | 48" wide <input type="checkbox"/> | +\$660 |

For wall mount (WM) with 15" high (15)

| | | |
|-----------|-----------------------------------|---------|
| 24 | 24" wide <input type="checkbox"/> | +\$453 |
| 30 | 30" wide <input type="checkbox"/> | +\$495 |
| 36 | 36" wide <input type="checkbox"/> | +\$591 |
| 42 | 42" wide <input type="checkbox"/> | +\$633 |
| 48 | 48" wide <input type="checkbox"/> | +\$660 |
| 54 | 54" wide <input type="checkbox"/> | +\$764 |
| 60 | 60" wide <input type="checkbox"/> | +\$835 |
| 66 | 66" wide <input type="checkbox"/> | +\$937 |
| 72 | 72" wide <input type="checkbox"/> | +\$1122 |

Step 5. Case/Door Material

For 24" wide (24), 30" wide (30), or 36" wide (36)

| | | |
|----------|--|--------|
| H | high-pressure laminate case and doors <input type="checkbox"/> | +\$629 |
| L | thermally - fused laminate case and doors <input type="checkbox"/> | +\$350 |

For 42" wide (42), 48" wide (48), or 54" wide (54)

| | | |
|----------|--|--------|
| H | high-pressure laminate case and doors <input type="checkbox"/> | +\$698 |
| L | thermally - fused laminate case and doors <input type="checkbox"/> | +\$557 |

For 60" wide (60) or 66" wide (66)

| | | |
|----------|--|--------|
| H | high-pressure laminate case and doors <input type="checkbox"/> | +\$906 |
| L | thermally - fused laminate case and doors <input type="checkbox"/> | +\$868 |

For 72" wide (72)

| | | |
|----------|--|--------|
| H | high-pressure laminate case and doors <input type="checkbox"/> | +\$939 |
| L | thermally - fused laminate case and doors <input type="checkbox"/> | +\$902 |

Step 6. Lock

| | | |
|----------|----------------------------------|------|
| L | lock <input type="checkbox"/> | +\$0 |
| N | no lock <input type="checkbox"/> | +\$0 |

Step 7. Lock Option

For lock (L)

| | | |
|-----------|--|------|
| KA | keyed alike <input type="checkbox"/> | +\$0 |
| KC | keyed differently, chrome <input type="checkbox"/> | +\$0 |
| KD | keyed differently, black <input type="checkbox"/> | +\$0 |

Step 8. Case/Edge Finish

For thermally - fused laminate case and doors (L)

| | | |
|------------|--|------|
| 76 | light brown walnut <input type="checkbox"/> | +\$0 |
| 8Q | folkstone grey <input type="checkbox"/> | +\$0 |
| 91 | white <input type="checkbox"/> | +\$0 |
| 98 | studio white <input type="checkbox"/> | +\$0 |
| CL | cool grey neutral <input type="checkbox"/> | +\$0 |
| HM | natural maple <input type="checkbox"/> | +\$0 |
| HP | light anigre <input type="checkbox"/> | +\$0 |
| HX | aged cherry <input type="checkbox"/> | +\$0 |
| LBA | clear on ash <input type="checkbox"/> | +\$0 |
| LBR | phantom ecru <input type="checkbox"/> | +\$0 |
| LBS | phantom cocoa <input type="checkbox"/> | +\$0 |
| LBU | medium matte walnut <input type="checkbox"/> | +\$0 |
| LBV | warm grey teak <input type="checkbox"/> | +\$0 |
| LBW | oak on ash <input type="checkbox"/> | +\$0 |
| LBC | walnut on ash <input type="checkbox"/> | +\$0 |
| LBF | neutral twill <input type="checkbox"/> | +\$0 |
| LBJ | graphite twill <input type="checkbox"/> | +\$0 |
| LBN | classic linen <input type="checkbox"/> | +\$0 |
| LBQ | white twill <input type="checkbox"/> | +\$0 |
| LU | soft white <input type="checkbox"/> | +\$0 |
| WL | sandstone <input type="checkbox"/> | +\$0 |
| WN | warm grey neutral <input type="checkbox"/> | +\$0 |

Overhead Storage Cabinet, Sliding Partial Enclosure *continued*

Canvas Office Landscape® Storage

For high-pressure laminate case and doors (H)

| | | |
|------------|------------------------------|------|
| 76 | light brown walnut | +\$0 |
| 8Q | folkstone grey | +\$0 |
| 91 | white | +\$0 |
| 98 | studio white | +\$0 |
| CL | cool grey neutral | +\$0 |
| HF | inner tone light | +\$0 |
| HM | natural maple | +\$0 |
| HP | light anigre | +\$0 |
| HX | aged cherry | +\$0 |
| LBA | clear on ash | +\$0 |
| LBB | oak on ash | +\$0 |
| LBC | walnut on ash | +\$0 |
| LBF | neutral twill A | +\$0 |
| LBJ | graphite twill | +\$0 |
| LBN | classic linen | +\$0 |
| LBQ | white twill | +\$0 |
| LBR | phantom ecru A | +\$0 |
| LBS | phantom cocoa A | +\$0 |
| LBU | medium matte walnut A | +\$0 |
| LBV | warm grey teak A | +\$0 |
| LT | light tone | +\$0 |
| LU | soft white | +\$0 |
| OG | honey maple A | +\$0 |
| WL | sandstone | +\$0 |
| WN | warm grey neutral | +\$0 |

Step 9. Door/Edge Finish

For thermally - fused laminate case and doors (L)

| | | |
|------------|------------------------------|------|
| 76 | light brown walnut A | +\$0 |
| 8Q | folkstone grey A | +\$0 |
| 91 | white A | +\$0 |
| 98 | studio white A | +\$0 |
| CL | cool grey neutral A | +\$0 |
| HM | natural maple A | +\$0 |
| HP | light anigre A | +\$0 |
| HX | aged cherry A | +\$0 |
| LBA | clear on ash A | +\$0 |
| LBR | phantom ecru A | +\$0 |
| LBS | phantom cocoa A | +\$0 |
| LBU | medium matte walnut A | +\$0 |
| LBV | warm grey teak A | +\$0 |
| LBB | oak on ash A | +\$0 |
| LBC | walnut on ash A | +\$0 |
| LBF | neutral twill A | +\$0 |
| LBJ | graphite twill A | +\$0 |
| LBN | classic linen A | +\$0 |
| LBQ | white twill A | +\$0 |
| LU | soft white A | +\$0 |
| WL | sandstone A | +\$0 |
| WN | warm grey neutral A | +\$0 |

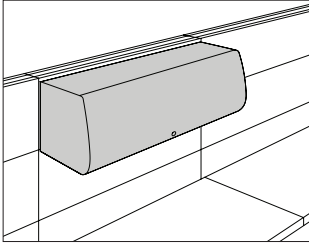
Overhead Storage Cabinet, Sliding Partial Enclosure *continued*

For high-pressure laminate case and doors (H)

| | | |
|------------|---|------|
| 76 | light brown walnut | +\$0 |
| 8Q | folkstone grey | +\$0 |
| 91 | white | +\$0 |
| 98 | studio white | +\$0 |
| CL | cool grey neutral | +\$0 |
| HF | inner tone light | +\$0 |
| HM | natural maple | +\$0 |
| HP | light anigre | +\$0 |
| HX | aged cherry | +\$0 |
| LBA | clear on ash | +\$0 |
| LBB | oak on ash | +\$0 |
| LBC | walnut on ash | +\$0 |
| LBF | neutral twill | +\$0 |
| LBJ | graphite twill | +\$0 |
| LBN | classic linen | +\$0 |
| LBQ | white twill | +\$0 |
| LBR | phantom ecru A | +\$0 |
| LBS | phantom cocoa A | +\$0 |
| LBU | medium matte walnut A | +\$0 |
| LBV | warm grey teak A | +\$0 |
| LT | light tone | +\$0 |
| LU | soft white | +\$0 |
| OG | honey maple A | +\$0 |
| WL | sandstone | +\$0 |
| WN | warm grey neutral | +\$0 |

C-Style Flipper Door Unit

X3750.



Product Information

Description

This curved-front storage unit hangs from the following products: Action Office® Series 1 or Series 2 panel or wall strips; Canvas wall-based frame, off-module upper tile, or wall strips; or Ethospace® on- or off-module frame, off-module upper tile, or wall strips. It combines a flipper door and a 13³/₄"-deep shelf to enclose binders, files, and other items. The unit has a painted door that opens over the case and 2 door mechanisms: a standard mechanism or a lift-assisted mechanism. A lift handle can be specified to enable easier lifting and closing of the flipper door. The underside of the shelf accepts a task light. Attachment hardware is included. Shipped knocked down.

Storage units can hang from 2 panels or 2 frames with a combined width of 36", 42", or 48". The 36", 42", and 48"-wide units can also span more than 1 Canvas or Ethospace off-module upper tile.

Metallic silver (MS) case has cool grey neutral (CL) end panels and lift handle. Metallic champagne (CN) and metallic bronze (EH) cases have warm grey neutral (WN) end panels and lift handles.

Notes

Lift handle conforms to guidelines of Americans with Disabilities Act (ADA).

Canvas or Ethospace off-module upper tile location determines placement of storage unit.

Use component brace for C-/E-style flipper unit/shelf (X3910.1) to connect overhead storage units in heavy component loading situations.

Order optional task light separately:

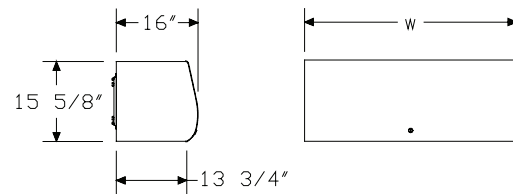
- Twist™ LED task light (G6160.xM)
- Under shelf LED task light (G6170.xxQ). Width of light must match width of flipper door unit.

Order optional angled shelf divider (G7330.) separately.

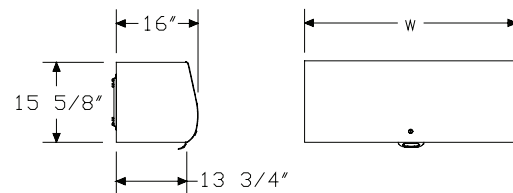
To enclose back of unit, order C-style flipper door back panel (X3790.) separately.

For keyed-alike locks, order lock plugs separately. See Keyed-Alike Information in Appendices.

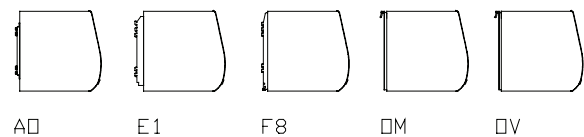
Dimensions



No Lift Handle



Lift Handle



C-Style Flipper Door Unit *continued*

Specification Information

Step 1.

X3750.

Step 2. Width

| | |
|-----------|----------|
| 24 | 24" wide |
| 30 | 30" wide |
| 36 | 36" wide |
| 42 | 42" wide |
| 48 | 48" wide |

Step 3. Mechanism

| | |
|-----------|-------------------------|
| SP | standard mechanism |
| HP | lift-assisted mechanism |

Step 4. Lift Handle

| | |
|----------|----------------|
| N | no lift handle |
| U | lift handle |

Prices for Steps 1-4.

| | N | U |
|---------------------|----------|----------|
| X3750. 24 SP | \$984 | 1035 |
| HP | \$1603 | 1654 |
| 30 SP | \$1046 | 1097 |
| HP | \$1676 | 1729 |
| 36 SP | \$1110 | 1150 |
| HP | \$1751 | 1801 |
| 42 SP | \$1188 | 1233 |
| HP | \$1833 | 1875 |
| 48 SP | \$1273 | 1323 |
| HP | \$1902 | 1955 |

Step 5. Lock Option

| | | |
|-----------|-------------------|------|
| KA | keyed alike | +\$0 |
| KD | keyed differently | +\$0 |

Step 6. Attachment Bracket

| | | |
|-----------|---------------------------|------|
| AO | for Action Office® system | +\$0 |
| E1 | for Ethospace® System | +\$0 |
| F8 | for Canvas | +\$0 |
| OM | for Ethospace® off module | +\$0 |
| OV | for Canvas off module | +\$0 |

Step 7. Case/Lift Handle Finish

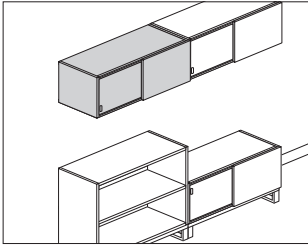
| | | |
|-----------|--------------------|------|
| 8Q | folkstone grey | +\$0 |
| 91 | white | +\$0 |
| 98 | studio white | +\$0 |
| BU | black umber | +\$0 |
| CL | cool grey neutral | +\$0 |
| CN | metallic champagne | +\$0 |
| EH | metallic bronze | +\$0 |
| G1 | graphite | +\$0 |
| HF | inner tone light | +\$0 |
| LT | light tone | +\$0 |
| LU | soft white | +\$0 |
| MS | metallic silver | +\$0 |
| MT | medium tone | +\$0 |
| WL | sandstone | +\$0 |
| WN | warm grey neutral | +\$0 |

Step 8. Door Finish

| | | |
|-----------|--------------------|------|
| 8Q | folkstone grey | +\$0 |
| 91 | white | +\$0 |
| 98 | studio white | +\$0 |
| BU | black umber | +\$0 |
| CL | cool grey neutral | +\$0 |
| CN | metallic champagne | +\$0 |
| EH | metallic bronze | +\$0 |
| G1 | graphite | +\$0 |
| HF | inner tone light | +\$0 |
| LT | light tone | +\$0 |
| LU | soft white | +\$0 |
| MS | metallic silver | +\$0 |
| MT | medium tone | +\$0 |
| WL | sandstone | +\$0 |
| WN | warm grey neutral | +\$0 |

Overhead Storage Cabinet, Sliding Full Enclosure

FV43F.



Product Information

Description

This cabinet mounts to a Canvas Wall frame or attaches to an architectural wall and provides fully enclosed storage. It has 2 types of sliding doors; a solid primary door with an optional lock encloses 1 side, and a painted or translucent secondary door encloses the other side. Both doors can slide the entire width of the cabinet. The primary door can be locked on either side. Secondary door handle finish is anodized aluminum. The cabinet accepts a task light.

Notes

Matches style of overhead storage cabinet, sliding partial enclosure (FV43P.).

Cabinets up to 60" wide have 1 primary and 1 secondary door.

66"-wide cabinet has 2 primary doors and 1 secondary door. 72"-wide cabinet has 2 primary and 2 secondary doors.

Cabinets up to 60" wide have a center divider. 66"-wide cabinet has 2 dividers and is divided as $\frac{1}{3}$, $\frac{1}{3}$, $\frac{1}{3}$. 72"-wide cabinet has 2 dividers and is divided as $\frac{1}{4}$, $\frac{1}{2}$, $\frac{1}{4}$.

Canvas frame connection option (F8) includes attachment hardware. For wall mount option (WM), attachment hardware must be customer supplied. 54", 60", 66", and 72"-wide are wall mounted only.

Overhead case top aligns with top of the bead on a Canvas tile.

Sliding door sits proud of overhead.

Grain direction is vertical on veneer and wood-grain laminate doors.

Grain direction is horizontal on laminate door units wider than 60".

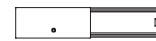
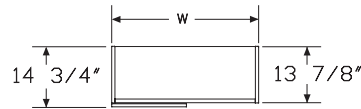
Order optional task lights and accessories separately:

- Cable management clips (FT198.) - when cabinet is frame attached.
- Cord manager (FV984.) - when cabinet is wall attached
- Twist LED task light (G6160.xB)
- Cast LED light (FV617.)

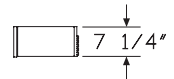
For keyed-alike locks, see Keyed-Alike Information in Appendices.

For additional product options, see Vary Easy Program in Appendices.

Dimensions



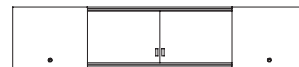
07 (24"-48" Wide)



15 (24"-60" Wide)



15 (66" Wide)



15 (72" Wide)

Overhead Storage Cabinet, Sliding Full Enclosure *continued*

Specification Information

Step 1.

FV43F. ☐

Step 2. Attachment Bracket

F8 Canvas frame connection ☐ +\$144
WM wall mount ☐ +\$281

Step 3. Height

07 7½" high ☐ +\$213
15 15" high ☐ +\$421

Step 4. Width

For Canvas frame connection (F8)

24 24" wide ☐ +\$453
30 30" wide ☐ +\$495
36 36" wide ☐ +\$591
42 42" wide ☐ +\$633
48 48" wide ☐ +\$660

For wall mount (WM) with 7½" high (07)

24 24" wide ☐ +\$453
30 30" wide ☐ +\$495
36 36" wide ☐ +\$591
42 42" wide ☐ +\$633
48 48" wide ☐ +\$660

For wall mount (WM) with 15" high (15)

24 24" wide ☐ +\$453
30 30" wide ☐ +\$495
36 36" wide ☐ +\$591
42 42" wide ☐ +\$633
48 48" wide ☐ +\$660
54 54" wide ☐ +\$764
60 60" wide ☐ +\$835
66 66" wide ☐ +\$937
72 72" wide ☐ +\$1122

Step 5. Case/Door Material

For 24" wide (24), 30" wide (30), or 36" wide (36)

H high-pressure laminate case and doors ☐ +\$629
L thermally - fused laminate case and doors ☐ +\$350

For 42" wide (42), 48" wide (48), or 54" wide (54)

H high-pressure laminate case and doors ☐ +\$698
L thermally - fused laminate case and doors ☐ +\$557

For 60" wide (60) or 66" wide (66)

H high-pressure laminate case and doors ☐ +\$906
L thermally - fused laminate case and doors ☐ +\$868

For 72" wide (72)

H high-pressure laminate case and doors ☐ +\$939
L thermally - fused laminate case and doors ☐ +\$902

Step 6. Secondary Door Material

A translucent plastic ☐ +\$390
P painted ☐ +\$253

Step 7. Lock

L lock ☐ +\$0
N no lock ☐ +\$0

Step 8. Lock Option

For lock (L)

KA keyed alike ☐ +\$0
KC keyed differently, chrome ☐ +\$0
KD keyed differently, black ☐ +\$0

Overhead Storage Cabinet, Sliding Full Enclosure *continued*

Step 9. Case/Edge Finish

For thermally - fused laminate case and doors (L)

| | | |
|------------|--|------|
| 76 | light brown walnut <input type="checkbox"/> | +\$0 |
| 8Q | folkstone grey <input type="checkbox"/> | +\$0 |
| 91 | white <input type="checkbox"/> | +\$0 |
| 98 | studio white <input type="checkbox"/> | +\$0 |
| CL | cool grey neutral <input type="checkbox"/> | +\$0 |
| HM | natural maple <input type="checkbox"/> | +\$0 |
| HP | light anigre <input type="checkbox"/> | +\$0 |
| HX | aged cherry <input type="checkbox"/> | +\$0 |
| LBA | clear on ash <input type="checkbox"/> | +\$0 |
| LBR | phantom ecru <input type="checkbox"/> | +\$0 |
| LBS | phantom cocoa <input type="checkbox"/> | +\$0 |
| LBU | medium matte walnut <input type="checkbox"/> | +\$0 |
| LBV | warm grey teak <input type="checkbox"/> | +\$0 |
| LBB | oak on ash <input type="checkbox"/> | +\$0 |
| LBC | walnut on ash <input type="checkbox"/> | +\$0 |
| LBF | neutral twill <input type="checkbox"/> | +\$0 |
| LBJ | graphite twill <input type="checkbox"/> | +\$0 |
| LBN | classic linen <input type="checkbox"/> | +\$0 |
| LBQ | white twill <input type="checkbox"/> | +\$0 |
| LU | soft white <input type="checkbox"/> | +\$0 |
| WL | sandstone <input type="checkbox"/> | +\$0 |
| WN | warm grey neutral <input type="checkbox"/> | +\$0 |

For high-pressure laminate case and doors (H)

| | | |
|------------|--|------|
| 76 | light brown walnut | +\$0 |
| 8Q | folkstone grey | +\$0 |
| 91 | white | +\$0 |
| 98 | studio white | +\$0 |
| CL | cool grey neutral | +\$0 |
| HF | inner tone light | +\$0 |
| HM | natural maple | +\$0 |
| HP | light anigre | +\$0 |
| HX | aged cherry | +\$0 |
| LBA | clear on ash | +\$0 |
| LBB | oak on ash | +\$0 |
| LBC | walnut on ash | +\$0 |
| LBF | neutral twill | +\$0 |
| LBJ | graphite twill | +\$0 |
| LBN | classic linen | +\$0 |
| LBQ | white twill | +\$0 |
| LBR | phantom ecru <input type="checkbox"/> | +\$0 |
| LBS | phantom cocoa <input type="checkbox"/> | +\$0 |
| LBU | medium matte walnut <input type="checkbox"/> | +\$0 |
| LBV | warm grey teak <input type="checkbox"/> | +\$0 |
| LT | light tone | +\$0 |
| LU | soft white | +\$0 |
| OG | honey maple <input type="checkbox"/> | +\$0 |
| WL | sandstone | +\$0 |
| WN | warm grey neutral | +\$0 |

Overhead Storage Cabinet, Sliding Full Enclosure *continued*

Step 10. Primary Door/Edge Finish

For thermally - fused laminate case and doors (L)

| | | |
|------------|--|------|
| 76 | light brown walnut <input type="checkbox"/> | +\$0 |
| 8Q | folkstone grey <input type="checkbox"/> | +\$0 |
| 91 | white <input type="checkbox"/> | +\$0 |
| 98 | studio white <input type="checkbox"/> | +\$0 |
| CL | cool grey neutral <input type="checkbox"/> | +\$0 |
| HM | natural maple <input type="checkbox"/> | +\$0 |
| HP | light anigre <input type="checkbox"/> | +\$0 |
| HX | aged cherry <input type="checkbox"/> | +\$0 |
| LBA | clear on ash <input type="checkbox"/> | +\$0 |
| LBR | phantom ecru <input type="checkbox"/> | +\$0 |
| LBS | phantom cocoa <input type="checkbox"/> | +\$0 |
| LBU | medium matte walnut <input type="checkbox"/> | +\$0 |
| LBV | warm grey teak <input type="checkbox"/> | +\$0 |
| LBB | oak on ash <input type="checkbox"/> | +\$0 |
| LBC | walnut on ash <input type="checkbox"/> | +\$0 |
| LBF | neutral twill <input type="checkbox"/> | +\$0 |
| LBJ | graphite twill <input type="checkbox"/> | +\$0 |
| LBN | classic linen <input type="checkbox"/> | +\$0 |
| LBQ | white twill <input type="checkbox"/> | +\$0 |
| LU | soft white <input type="checkbox"/> | +\$0 |
| WL | sandstone <input type="checkbox"/> | +\$0 |
| WN | warm grey neutral <input type="checkbox"/> | +\$0 |

For high-pressure laminate case and doors (H)

| | | |
|------------|--|------|
| 76 | light brown walnut | +\$0 |
| 8Q | folkstone grey | +\$0 |
| 91 | white | +\$0 |
| 98 | studio white | +\$0 |
| CL | cool grey neutral | +\$0 |
| HF | inner tone light | +\$0 |
| HM | natural maple | +\$0 |
| HP | light anigre | +\$0 |
| HX | aged cherry | +\$0 |
| LBA | clear on ash | +\$0 |
| LBB | oak on ash | +\$0 |
| LBC | walnut on ash | +\$0 |
| LBF | neutral twill | +\$0 |
| LBJ | graphite twill | +\$0 |
| LBN | classic linen | +\$0 |
| LBQ | white twill | +\$0 |
| LBR | phantom ecru <input type="checkbox"/> | +\$0 |
| LBS | phantom cocoa <input type="checkbox"/> | +\$0 |
| LBU | medium matte walnut <input type="checkbox"/> | +\$0 |
| LBV | warm grey teak <input type="checkbox"/> | +\$0 |
| LT | light tone | +\$0 |
| LU | soft white | +\$0 |
| OG | honey maple <input type="checkbox"/> | +\$0 |
| WL | sandstone | +\$0 |
| WN | warm grey neutral | +\$0 |

Canvas Office Landscape® Storage

Step 11. Secondary Door Finish

Translucent Plastic

For translucent plastic (A)

| | | |
|-----------|---------------------------------------|------|
| J9 | opal frosted <input type="checkbox"/> | +\$0 |
|-----------|---------------------------------------|------|

Sand Texture Paint

For painted (P)

| | | |
|-----------|--|------|
| G1 | graphite <input type="checkbox"/> | +\$0 |
| 8Q | folkstone grey <input type="checkbox"/> | +\$0 |
| 91 | white <input type="checkbox"/> | +\$0 |
| 98 | studio white <input type="checkbox"/> | +\$0 |
| BK | black <input type="checkbox"/> | +\$0 |
| BU | black umber <input type="checkbox"/> | +\$0 |
| CL | cool grey neutral <input type="checkbox"/> | +\$0 |
| LU | soft white <input type="checkbox"/> | +\$0 |
| WL | sandstone <input type="checkbox"/> | +\$0 |
| WN | warm grey neutral <input type="checkbox"/> | +\$0 |

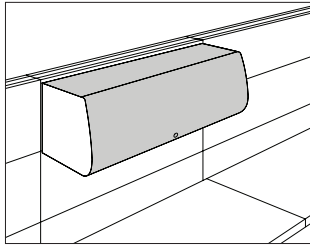
Overhead Storage Cabinet,
Sliding Full Enclosure *continued*

Canvas Office Landscape® Storage

| | | |
|------------------------|---|-------|
| Metallic Paint | | |
| <i>For painted (P)</i> | | |
| CN | metallic champagne <input type="checkbox"/> A | +\$0 |
| EH | metallic bronze <input type="checkbox"/> A | +\$0 |
| MS | metallic silver <input type="checkbox"/> A | +\$0 |
| SNA | satin aluminum <input type="checkbox"/> A | +\$10 |
| SNB | satin bronze <input type="checkbox"/> A | +\$10 |
| SNC | satin carbon <input type="checkbox"/> A | +\$10 |

C-Style Flipper Door

X3710.



Product Information

Description

This curved flipper door attaches to a C-style shelf to provide top and front closure. It has a painted door with a standard mechanism. A lift handle can be specified to enable easier lifting and closing of the flipper door. Attachment hardware is included. Shipped knocked down.

Metallic silver (MS) top has cool grey neutral (CL) lift handle. Metallic champagne (CN) top has warm grey neutral (WN) lift handle.

Notes

Order C-style shelf (X3730.) separately.

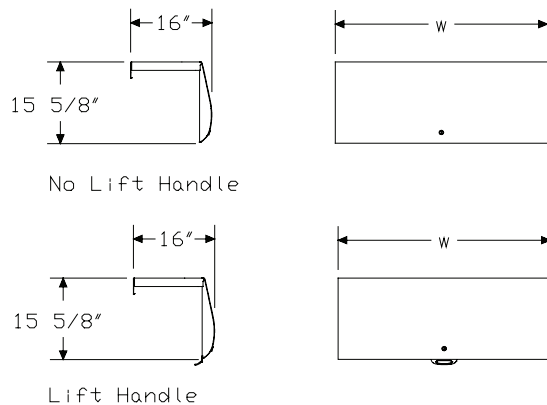
Lift handle conforms to guidelines of Americans with Disabilities Act (ADA).

Use component brace for C-/E-style flipper unit/shelf (X3910.1) to connect overhead storage units in heavy component loading situations.

To enclose back of unit, order C-style flipper door back panel (X3790.) separately.

For keyed-alike locks, order lock plugs separately. See Keyed-Alike Information in Appendices.

Dimensions



Specification Information

Step 1.

X3710.

Step 2. Width

| | |
|-------------|----------|
| 24SP | 24" wide |
| 30SP | 30" wide |
| 36SP | 36" wide |
| 42SP | 42" wide |
| 48SP | 48" wide |

Step 3. Lift Handle

| | |
|----------|----------------|
| N | no lift handle |
| U | lift handle |

Prices for Steps 1-3.

| | N | U |
|--------------------|----------|----------|
| X3710. 24SP | \$617 | 662 |
| 30SP | \$657 | 711 |
| 36SP | \$718 | 768 |
| 42SP | \$774 | 829 |
| 48SP | \$830 | 877 |

Step 4. Lock Option

| | | |
|-----------|-------------------|------|
| KA | keyed alike | +\$0 |
| KD | keyed differently | +\$0 |

Step 5. Top/Lift Handle Finish

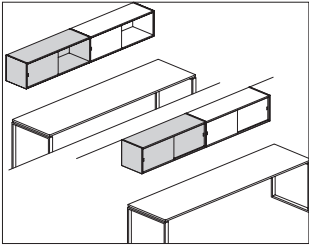
| | | |
|-----------|--------------------|------|
| 8Q | folkstone grey | +\$0 |
| 91 | white | +\$0 |
| 98 | studio white | +\$0 |
| BU | black umber | +\$0 |
| CL | cool grey neutral | +\$0 |
| CN | metallic champagne | +\$0 |
| EH | metallic bronze | +\$0 |
| G1 | graphite | +\$0 |
| HF | inner tone light | +\$0 |
| LT | light tone | +\$0 |
| LU | soft white | +\$0 |
| MS | metallic silver | +\$0 |
| MT | medium tone | +\$0 |
| WL | sandstone | +\$0 |
| WN | warm grey neutral | +\$0 |

Canvas Office Landscape® Storage

| Step 6. Door Finish | | |
|---------------------|--------------------|------|
| 8Q | folkstone grey | +\$0 |
| 91 | white | +\$0 |
| 98 | studio white | +\$0 |
| BU | black umber | +\$0 |
| CL | cool grey neutral | +\$0 |
| CN | metallic champagne | +\$0 |
| EH | metallic bronze | +\$0 |
| G1 | graphite | +\$0 |
| HF | inner tone light | +\$0 |
| LT | light tone | +\$0 |
| LU | soft white | +\$0 |
| MS | metallic silver | +\$0 |
| MT | medium tone | +\$0 |
| WL | sandstone | +\$0 |
| WN | warm grey neutral | +\$0 |

Overhead Storage Cabinet, Sliding Doors

FV43S.



Product Information

Description

This cabinet mounts to a Canvas Wall frame or attaches to an architectural wall and provides partial or fully enclosed storage. The back-painted glass doors slide along an inset track. Doors are nonlockable and include a notched pull. Doors can slide the entire width of the cabinet. Cabinet accepts a task light.

Notes

Partial sliding (1P) units have 1 door; full sliding (2F) units have 2 doors.

Cabinets up to 48" wide have no center divider; 54"-72" wide units have 1 center divider.

Canvas frame connection (F8) option includes attachment hardware. For wall mount (WM) option, attachment hardware must be customer supplied.

Cabinet with finished case top (WT) aligns with top of the bead on a frame-attached tile. Adding a thin top increases overall cabinet height $\frac{1}{2}$ ".

Align like components next to like units: Finished case units with other finished case units, thin top units with other thin top units.

Grain direction is vertical on veneer and wood-grain laminate doors.

Grain direction is horizontal on laminate door units wider than 60".

Order optional task lights and accessories separately:

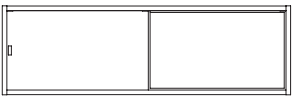
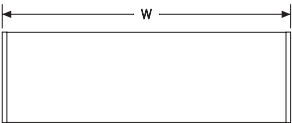
- Cable management clips (FT198.), when cabinet is frame attached
- Cord manager (FV984.), when cabinet is wall attached
- Twist™ LED task light (G6160.xB)
- Cast LED light (FV617.)

Glass doors are back-painted and writable with dry erase marker.

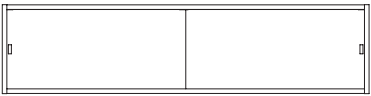
Doors are nonmagnetic. Glass doors cannot lock.

For additional product options, see Vary Easy Program in appendices.

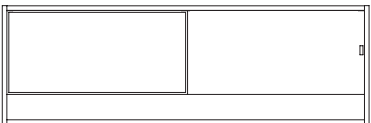
Dimensions



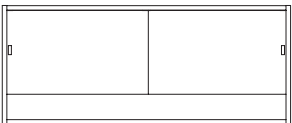
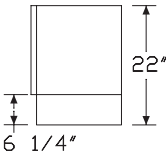
1 Partial Sliding Door



2 Full Sliding Door



1 Partial Sliding Door



2 Full Sliding Door

Overhead Storage Cabinet, Sliding Doors *continued*

| Specification Information | | | |
|---|---|--|---------|
| Step 1. | | | |
| FV43S. | <input type="checkbox"/> | | |
| Step 2. Attachment Bracket | | | |
| F8 | Canvas frame connection <input type="checkbox"/> | | +\$144 |
| WM | wall mount <input type="checkbox"/> | | +\$281 |
| Step 3. Height | | | |
| 15 | 15" high <input type="checkbox"/> | | +\$435 |
| 22 | 22" high with cubby <input type="checkbox"/> | | +\$718 |
| Step 4. Width | | | |
| <i>For Canvas frame connection (F8)</i> | | | |
| 24 | 24" wide <input type="checkbox"/> | | +\$469 |
| 30 | 30" wide <input type="checkbox"/> | | +\$512 |
| 36 | 36" wide <input type="checkbox"/> | | +\$610 |
| 42 | 42" wide <input type="checkbox"/> | | +\$656 |
| 48 | 48" wide <input type="checkbox"/> | | +\$683 |
| <i>For wall mount (WM)</i> | | | |
| 24 | 24" wide <input type="checkbox"/> | | +\$469 |
| 30 | 30" wide <input type="checkbox"/> | | +\$512 |
| 36 | 36" wide <input type="checkbox"/> | | +\$610 |
| 42 | 42" wide <input type="checkbox"/> | | +\$656 |
| 48 | 48" wide <input type="checkbox"/> | | +\$683 |
| 54 | 54" wide <input type="checkbox"/> | | +\$791 |
| 60 | 60" wide <input type="checkbox"/> | | +\$863 |
| 66 | 66" wide <input type="checkbox"/> | | +\$971 |
| 72 | 72" wide <input type="checkbox"/> | | +\$1163 |
| Step 5. Configuration | | | |
| 1P | 1 partial sliding door <input type="checkbox"/> | | +\$0 |
| 2F | 2 full sliding doors <input type="checkbox"/> | | +\$1005 |
| Step 6. Case/Door Material | | | |
| <i>For 24" wide (24), 30" wide (30), or 36" wide (36)</i> | | | |
| G | thermally-fused laminate case/glass door <input type="checkbox"/> | | +\$757 |
| <i>For 42" wide (42), 48" wide (48), or 54" wide (54)</i> | | | |
| G | thermally-fused laminate case/glass door <input type="checkbox"/> | | +\$1112 |
| <i>For 60" wide (60) or 66" wide (66)</i> | | | |
| G | thermally-fused laminate case/glass door <input type="checkbox"/> | | +\$1577 |

| | | | |
|--------------------------|---|--|---------|
| <i>For 72" wide (72)</i> | | | |
| G | thermally-fused laminate case/glass door <input type="checkbox"/> | | +\$1756 |
| Step 7. Top | | | |
| WT | finished case top <input type="checkbox"/> | | +\$0 |
| 03 | 3/8" thermally-fused laminate thin top <input type="checkbox"/> | | +\$213 |
| Step 8. Case/Edge Finish | | | |
| 76 | light brown walnut <input type="checkbox"/> | | +\$0 |
| 8Q | folkstone grey <input type="checkbox"/> | | +\$0 |
| 91 | white <input type="checkbox"/> | | +\$0 |
| 98 | studio white <input type="checkbox"/> | | +\$0 |
| CL | cool grey neutral <input type="checkbox"/> | | +\$0 |
| HM | natural maple <input type="checkbox"/> | | +\$0 |
| HP | light anigre <input type="checkbox"/> | | +\$0 |
| HX | aged cherry <input type="checkbox"/> | | +\$0 |
| LBA | clear on ash <input type="checkbox"/> | | +\$0 |
| LBR | phantom ecru <input type="checkbox"/> | | +\$0 |
| LBS | phantom cocoa <input type="checkbox"/> | | +\$0 |
| LBU | medium matte walnut <input type="checkbox"/> | | +\$0 |
| LBV | warm grey teak <input type="checkbox"/> | | +\$0 |
| LBB | oak on ash <input type="checkbox"/> | | +\$0 |
| LBC | walnut on ash <input type="checkbox"/> | | +\$0 |
| LBF | neutral twill <input type="checkbox"/> | | +\$0 |
| LBJ | graphite twill <input type="checkbox"/> | | +\$0 |
| LBN | classic linen <input type="checkbox"/> | | +\$0 |
| LBQ | white twill <input type="checkbox"/> | | +\$0 |
| LU | soft white <input type="checkbox"/> | | +\$0 |
| WL | sandstone <input type="checkbox"/> | | +\$0 |
| WN | warm grey neutral <input type="checkbox"/> | | +\$0 |
| Step 9. Door/Edge Finish | | | |
| 91 | white <input type="checkbox"/> | | +\$0 |
| 98 | studio white <input type="checkbox"/> | | +\$0 |
| 8Q | folkstone grey <input type="checkbox"/> | | +\$0 |

Overhead Storage Cabinet, Sliding Doors *continued*

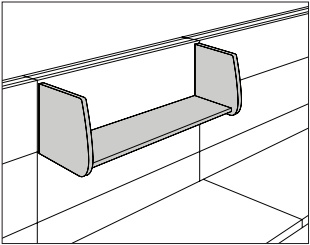
Step 10. Top/Edge Finish

For $\frac{3}{8}$ " thermally-fused laminate thin top (03)

| | | |
|------------|--|------|
| 76 | light brown walnut <input type="checkbox"/> | +\$0 |
| 8Q | folkstone grey <input type="checkbox"/> | +\$0 |
| 91 | white <input type="checkbox"/> | +\$0 |
| 98 | studio white <input type="checkbox"/> | +\$0 |
| CL | cool grey neutral <input type="checkbox"/> | +\$0 |
| HM | natural maple <input type="checkbox"/> | +\$0 |
| HP | light anigre <input type="checkbox"/> | +\$0 |
| HX | aged cherry <input type="checkbox"/> | +\$0 |
| LBA | clear on ash <input type="checkbox"/> | +\$0 |
| LBR | phantom ecru <input type="checkbox"/> | +\$0 |
| LBS | phantom cocoa <input type="checkbox"/> | +\$0 |
| LBU | medium matte walnut <input type="checkbox"/> | +\$0 |
| LBV | warm grey teak <input type="checkbox"/> | +\$0 |
| LBB | oak on ash <input type="checkbox"/> | +\$0 |
| LBC | walnut on ash <input type="checkbox"/> | +\$0 |
| LBF | neutral twill <input type="checkbox"/> | +\$0 |
| LBJ | graphite twill <input type="checkbox"/> | +\$0 |
| LBN | classic linen <input type="checkbox"/> | +\$0 |
| LBQ | white twill <input type="checkbox"/> | +\$0 |
| LU | soft white <input type="checkbox"/> | +\$0 |
| WL | sandstone <input type="checkbox"/> | +\$0 |
| WN | warm grey neutral <input type="checkbox"/> | +\$0 |

C-Style Shelf

X3730.



Product Information

Description

This 13 3/4"-deep, curved-end-panel shelf hangs from the following products: Action Office® Series 1 or Series 2 panel or wall strips; Canvas on- or off-module frame, off-module upper tile, or wall strips; or Ethospace® on- or off-module frame, off-module upper tile, or wall strips. It stores binders and books. The underside of the shelf accepts a task light. Attachment hardware is included. Shipped knocked down.

Shelves can hang from 2 panels or 2 frames with a combined width of 36", 42", or 48". The 36", 42", and 48"-wide shelves can also span more than 1 Canvas or Ethospace off-module upper tile.

Metallic silver (MS) shelf has cool grey neutral (CL) end panels. Metallic champagne (CN) and metallic bronze (EH) shelves have warm grey neutral (WN) end panels.

Notes

Canvas or Ethospace off-module upper tile location determines placement of shelf.

Use component brace for C-/E-style flipper unit/shelf (X3910.1) to connect overhead storage units in heavy component loading situations.

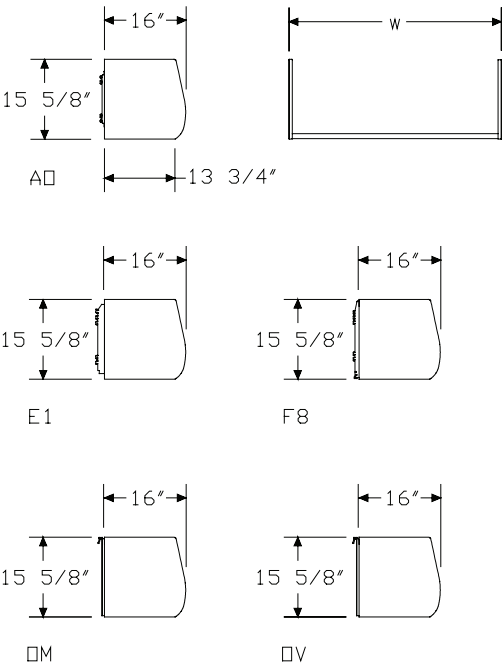
Order optional task light separately:

- Twist™ LED task light (G6160.xM)
- Under shelf LED task light (G6170.xxQ). Width of light must match width of shelf.

Order optional angled shelf divider (G7330.) separately.

For enclosed storage, order C-style flipper door (X3710.) separately.

Dimensions



Specification Information**Step 1.****X3730.****Step 2. Width**

| | |
|-----------|----------|
| 24 | 24" wide |
| 30 | 30" wide |
| 36 | 36" wide |
| 42 | 42" wide |
| 48 | 48" wide |

Prices for Steps 1-2.

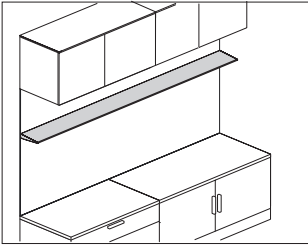
| | |
|------------------|-------|
| X3730. 24 | \$408 |
| 30 | \$423 |
| 36 | \$443 |
| 42 | \$467 |
| 48 | \$488 |

Step 3. Attachment Bracket

| | | |
|-----------|---------------------------|------|
| AO | for Action Office® system | +\$0 |
| E1 | for Ethospace® System | +\$0 |
| F8 | for Canvas | +\$0 |
| OM | for Ethospace® off module | +\$0 |
| OV | for Canvas off module | +\$0 |

Step 4. Surface Finish

| | | |
|-----------|--------------------|------|
| 8Q | folkstone grey | +\$0 |
| 91 | white | +\$0 |
| 98 | studio white | +\$0 |
| BU | black umber | +\$0 |
| CL | cool grey neutral | +\$0 |
| G1 | graphite | +\$0 |
| HF | inner tone light | +\$0 |
| LT | light tone | +\$0 |
| MT | medium tone | +\$0 |
| EH | metallic bronze | +\$0 |
| CN | metallic champagne | +\$0 |
| MS | metallic silver | +\$0 |
| WL | sandstone | +\$0 |
| LU | soft white | +\$0 |
| WN | warm grey neutral | +\$0 |



Product Information

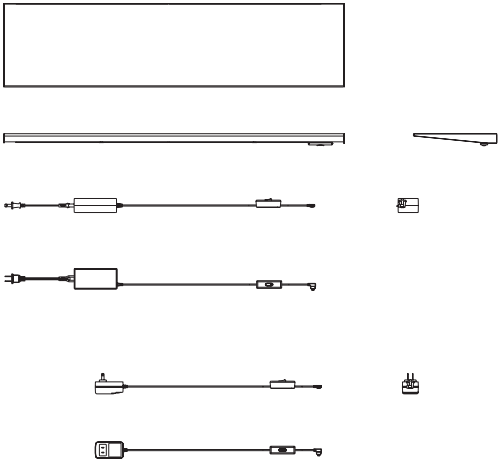
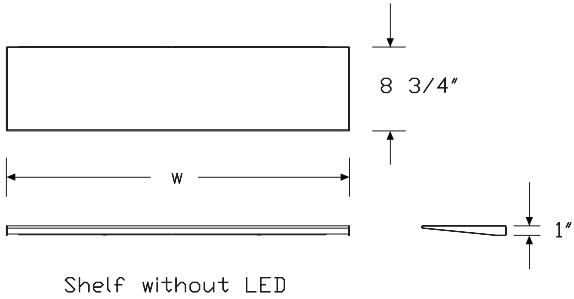
Description

This painted aluminum floating shelf has a thin profile that is 1/4" thick at the front increasing to 1" thick at the back. The shelf is 8 3/4" deep and provides an area for display. Shelf mounts directly to an architectural wall, and has an option for an LED accent light.

Notes

- Shelf is not intended for book and binder storage.
- Shelf is wall mounted (WM) only; attachment hardware must be customer supplied.
- Width of LED light aligns with shelf width. Light comes attached to light cover which must be installed in the field.
- Cord length for 24"-42" wide shelf is 8 1/2'; for 48"-96" wide shelf is 8'.

Dimensions



Canvas Office Landscape® Storage

Floating Shelf, Aluminum *continued*

Specification Information

Step 1.

FV434. ☐

Step 2. Attachment Bracket

WM wall mount ☐

Step 3. Shelf Type

N shelf without light ☐

L shelf with light ☐

Step 4. Material

A painted aluminum ☐

Step 5. Width

24 24" wide ☐

30 30" wide ☐

36 36" wide ☐

42 42" wide ☐

48 48" wide ☐

54 54" wide ☐

60 60" wide ☐

66 66" wide ☐

72 72" wide ☐

78 78" wide ☐

84 84" wide ☐

90 90" wide ☐

96 96" wide ☐

Prices for Steps 1-5.

| | A24 | A30 | A36 | A42 | A48 | A54 |
|--------------------|------------|------------|------------|------------|------------|------------|
| FV434. WM N | \$1502 | 1606 | 1710 | 1815 | 1919 | 2025 |
| L | \$1896 | 1999 | 2102 | 2206 | 2349 | 2454 |

| | A60 | A66 | A72 | A78 | A84 | A90 |
|--------------------|------------|------------|------------|------------|------------|------------|
| FV434. WM N | \$2130 | 2235 | 2339 | 2387 | 2444 | 2550 |
| L | \$2844 | 2973 | 3092 | 3180 | 3252 | 3383 |

| | A96 |
|--------------------|------------|
| FV434. WM N | \$2653 |
| L | \$3508 |

Step 6. Shelf Finish

BK black ☐ +\$0

8Q folkstone grey ☐ +\$0

91 white ☐ +\$0

98 studio white ☐ +\$0

CL cool grey neutral ☐ +\$0

CN metallic champagne ☐ +\$0

EH metallic bronze ☐ +\$0

G1 graphite ☐ +\$0

MS metallic silver ☐ +\$0

WL sandstone ☐ +\$0

WN warm grey neutral ☐ +\$0

Metallic Paint

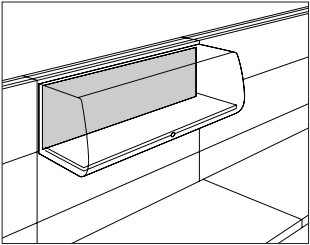
SNA satin aluminum ☐ +\$10

SNB satin bronze ☐ +\$10

SNC satin carbon ☐ +\$10

C-Style Flipper Door Back Panel

X3790.

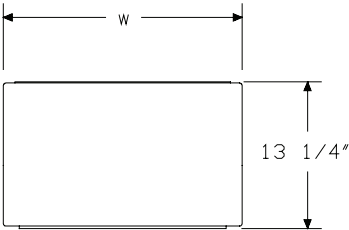


Product Information

Description

This panel attaches to the back of a C-style flipper door unit or C-style flipper door with shelf to enclose the back. Attachment hardware is included.

Dimensions



Specification Information

Step 1.

X3790.

Step 2. Width

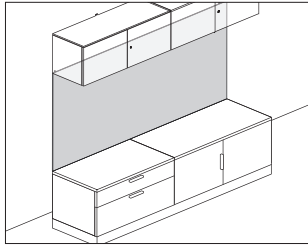
| | |
|----|----------|
| 24 | 24" wide |
| 30 | 30" wide |
| 36 | 36" wide |
| 42 | 42" wide |
| 48 | 48" wide |

Prices for Steps 1-2.

| | |
|-----------|-------|
| X3790. 24 | \$201 |
| 30 | \$201 |
| 36 | \$220 |
| 42 | \$236 |
| 48 | \$249 |

Step 3. Surface Finish

| | | |
|----|--------------------|------|
| 8Q | folkstone grey | +\$0 |
| 91 | white | +\$0 |
| 98 | studio white | +\$0 |
| BU | black umber | +\$0 |
| CL | cool grey neutral | +\$0 |
| G1 | graphite | +\$0 |
| HF | inner tone light | +\$0 |
| LT | light tone | +\$0 |
| LU | soft white | +\$0 |
| MT | medium tone | +\$0 |
| WL | sandstone | +\$0 |
| WN | warm grey neutral | +\$0 |
| CN | metallic champagne | +\$0 |
| EH | metallic bronze | +\$0 |
| MS | metallic silver | +\$0 |



Product Information

Description

When used with a Canvas Private Office setting, this fabric back panel can mount to a wall above a desk or credenza worksurface (at 28½" high) or low credenza with or without the presence of overhead storage. Standard heights provided within FV930 are designed to utilize storage with a 2¼" plinth base (with a ⅜" thin or 1¼" thick top) at a 68"-high Canvas datum. Wire management included.

Notes

Patterned fabrics will not be pattern-matched when 2 fabric back panels are placed side-by-side.

Use our Made-to-Measure+ tool to specify fabric back panels in additional sizes when using Canvas 4" foot (in lieu of 2¼" plinth base), pairing with Canvas product with Tu® Wood Casegoods, or making use of 79"-high datums.

Fabric back panel accepts Customer's Own Material (COM). Yardage is estimated for directional, 54"-wide fabrics. COM yardage requirements for both FV930 and FV930V are as follows:

For tackable fabric (T)

Height—Yardage

14, 15, 16, 17—0.75

19, 20, 21, 22, 23, 24—0.95

25, 26, 27, 28, 29, 30, 31—1.15

32, 33, 34, 35, 38—1.35

40, 41, 42—1.50

44, 45, 46—1.75

49, 55, 56, 57—2.10

For tackable fabric, horizontal (R)

Width—Yardage

24"—0.95

30"—1.10

36"—1.25

42"—1.45

48"—1.60

54"—1.75

60"—1.95

66"—2.10

72"—2.25

78"—2.55

84"—2.65

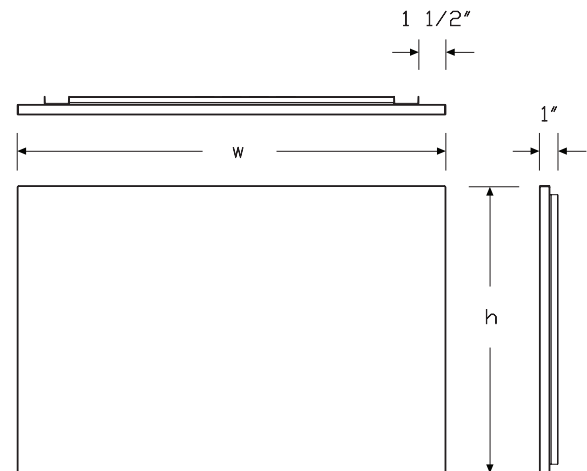
90"—2.80

96"—2.90

For information on multiple quantities or nondirectional fabrics, contact COM Department. See Order Information in Appendices.

For exact dimensions and application assistance, see Canvas Office Landscape® Private Office Enhancements Planning Guide.

Dimensions



| Specification Information | |
|---------------------------|--|
| Step 1. | |
| FV930. | A |
| Step 2. Mount Option | |
| WM | wall mount A |
| Step 3. Application | |
| C1 | for use with Canvas 2-1/4" plinth base or 28.5"h worksurface at a 68"H datum A |
| Step 4. Height | |
| 16A | 16"h to go between a worksurface (28.5"h) and a 22"h overhead A |
| 23A | 23.5"h to go between a worksurface (28.5"h) and 15"h overhead or between a low credenza (1 1/4" thick top) and 22"h overhead A |
| 24A | 24"h to go between a low credenza (3/8" thin top) and a 22"h overhead A |
| 30A | 30.8"h to go between a low credenza (1 1/4" thick top) and a 15"h overhead A |
| 31A | 31.5"h to go between a low credenza (3/8" thin top) and a 15"h overhead A |
| 38A | 38.3"h to go above a worksurface (28.5"h) without an overhead A |
| 45A | 45.7"h to go above a low credenza (1 1/4" thick top) without an overhead A |
| 46A | 46.3"h to go above a low credenza (3/8" thin top) without an overhead A |
| Step 5. Width | |
| 24 | 24" wide A |
| 30 | 30" wide A |
| 36 | 36" wide A |
| 42 | 42" wide A |
| 48 | 48" wide A |
| 54 | 54" wide A |
| 60 | 60" wide A |
| 66 | 66" wide A |
| 72 | 72" wide A |
| 78 | 78" wide A |
| 84 | 84" wide A |
| 90 | 90" wide A |
| 96 | 96" wide A |

Step 6. Surface Material

For 24" wide (24), 30" wide (30), 36" wide (36), 42" wide (42), or 48" wide (48)

Ttackable fabric [A](#)

Rtackable fabric, horizontal [A](#)

For 54" wide (54), 60" wide (60), 66" wide (66), 72" wide (72), 78" wide (78), 84" wide (84), 90" wide (90), or 96" wide (96)

Rtackable fabric, horizontal [A](#)

Prices for Steps 1-6.

| | 16A24T | 16A24R | 16A30T | 16A30R | 16A36T | 16A36R |
|--------------|--------|--------|--------|--------|--------|--------|
| FV930. WM C1 | \$297 | 297 | 337 | 337 | 380 | 380 |

| | 16A42T | 16A42R | 16A48T | 16A48R | 16A54R | 16A60R |
|--------------|--------|--------|--------|--------|--------|--------|
| FV930. WM C1 | \$424 | 424 | 469 | 469 | 533 | 638 |

| | 16A66R | 16A72R | 16A78R | 16A84R | 16A90R | 16A96R |
|--------------|--------|--------|--------|--------|--------|--------|
| FV930. WM C1 | \$656 | 675 | 714 | 755 | 801 | 861 |

| | 23A24T | 23A24R | 23A30T | 23A30R | 23A36T | 23A36R |
|--------------|--------|--------|--------|--------|--------|--------|
| FV930. WM C1 | \$464 | 464 | 506 | 506 | 547 | 547 |

| | 23A42T | 23A42R | 23A48T | 23A48R | 23A54R | 23A60R |
|--------------|--------|--------|--------|--------|--------|--------|
| FV930. WM C1 | \$592 | 592 | 640 | 640 | 751 | 861 |

| | 23A66R | 23A72R | 23A78R | 23A84R | 23A90R | 23A96R |
|--------------|--------|--------|--------|--------|--------|--------|
| FV930. WM C1 | \$880 | 900 | 934 | 979 | 1034 | 1095 |

| | 24A24T | 24A24R | 24A30T | 24A30R | 24A36T | 24A36R |
|--------------|--------|--------|--------|--------|--------|--------|
| FV930. WM C1 | \$464 | 464 | 506 | 506 | 547 | 547 |

| | 24A42T | 24A42R | 24A48T | 24A48R | 24A54R | 24A60R |
|--------------|--------|--------|--------|--------|--------|--------|
| FV930. WM C1 | \$592 | 592 | 640 | 640 | 751 | 861 |

| | 24A66R | 24A72R | 24A78R | 24A84R | 24A90R | 24A96R |
|--------------|--------|--------|--------|--------|--------|--------|
| FV930. WM C1 | \$880 | 900 | 934 | 979 | 1034 | 1095 |

| | 30A24T | 30A24R | 30A30T | 30A30R | 30A36T | 30A36R |
|--------------|--------|--------|--------|--------|--------|--------|
| FV930. WM C1 | \$518 | 518 | 561 | 561 | 612 | 612 |

| | 30A42T | 30A42R | 30A48T | 30A48R | 30A54R | 30A60R |
|--------------|--------|--------|--------|--------|--------|--------|
| FV930. WM C1 | \$648 | 648 | 690 | 690 | 805 | 919 |

| | 30A66R | 30A72R | 30A78R | 30A84R | 30A90R | 30A96R |
|--------------|--------|--------|--------|--------|--------|--------|
| FV930. WM C1 | \$936 | 993 | 1049 | 1096 | 1161 | 1237 |

| | | | | | | |
|---------------------|--------|--------|--------|--------|--------|--------|
| | 31A24T | 31A24R | 31A30T | 31A30R | 31A36T | 31A36R |
| FV930. WM C1 | \$518 | 518 | 561 | 561 | 612 | 612 |
| | 31A42T | 31A42R | 31A48T | 31A48R | 31A54R | 31A60R |
| FV930. WM C1 | \$648 | 648 | 690 | 690 | 805 | 919 |
| | 31A66R | 31A72R | 31A78R | 31A84R | 31A90R | 31A96R |
| FV930. WM C1 | \$936 | 993 | 1049 | 1096 | 1161 | 1237 |
| | 38A24T | 38A24R | 38A30T | 38A30R | 38A36T | 38A36R |
| FV930. WM C1 | \$583 | 583 | 636 | 636 | 681 | 681 |
| | 38A42T | 38A42R | 38A48T | 38A48R | 38A54R | 38A60R |
| FV930. WM C1 | \$733 | 733 | 781 | 781 | 911 | 1040 |
| | 38A66R | 38A72R | 38A78R | 38A84R | 38A90R | 38A96R |
| FV930. WM C1 | \$1060 | 1092 | 1140 | 1185 | 1236 | 1298 |
| | 45A24T | 45A24R | 45A30T | 45A30R | 45A36T | 45A36R |
| FV930. WM C1 | \$648 | 648 | 705 | 705 | 757 | 757 |
| | 45A42T | 45A42R | 45A48T | 45A48R | 45A54R | 45A60R |
| FV930. WM C1 | \$814 | 814 | 867 | 867 | 1014 | 1151 |
| | 45A66R | 45A72R | 45A78R | 45A84R | 45A90R | 45A96R |
| FV930. WM C1 | \$1173 | 1205 | 1255 | 1311 | 1373 | 1447 |
| | 46A24T | 46A24R | 46A30T | 46A30R | 46A36T | 46A36R |
| FV930. WM C1 | \$648 | 648 | 705 | 705 | 757 | 757 |
| | 46A42T | 46A42R | 46A48T | 46A48R | 46A54R | 46A60R |
| FV930. WM C1 | \$814 | 814 | 867 | 867 | 1014 | 1151 |
| | 46A66R | 46A72R | 46A78R | 46A84R | 46A90R | 46A96R |
| FV930. WM C1 | \$1173 | 1205 | 1255 | 1311 | 1373 | 1447 |

Step 7. Fabric

See application chart and textiles list for fabric usage and numbers.
First 2 digits of number indicate fabric line; remaining digit(s) indicate fabric color.

For 16"h to go between a worksurface (28.5"h) and a 22"h overhead (16A)

| | |
|------------------|--------|
| Price Category 1 | +\$0 |
| Price Category 2 | +\$25 |
| Price Category 3 | +\$44 |
| Price Category 4 | +\$66 |
| Price Category 5 | +\$136 |
| Price Category B | +\$49 |
| Price Category C | +\$67 |
| Price Category D | +\$85 |
| Price Category E | +\$103 |
| Price Category F | +\$133 |

For 23.5"h to go between a worksurface (28.5"h) and 15"h overhead or between a low credenza (1 $\frac{1}{4}$ " thick top) and 22"h overhead (23A) or 24"h to go between a low credenza ($\frac{3}{8}$ " thin top) and a 22"h overhead (24A)

| | |
|------------------|--------|
| Price Category 1 | +\$0 |
| Price Category 2 | +\$30 |
| Price Category 3 | +\$50 |
| Price Category 4 | +\$79 |
| Price Category 5 | +\$163 |
| Price Category B | +\$65 |
| Price Category C | +\$89 |
| Price Category D | +\$113 |
| Price Category E | +\$137 |
| Price Category F | +\$176 |

For 30.8"h to go between a low credenza (1 $\frac{1}{4}$ " thick top) and a 15"h overhead (30A) or 31.5"h to go between a low credenza ($\frac{3}{8}$ " thin top) and a 15"h overhead (31A)

| | |
|------------------|--------|
| Price Category 1 | +\$0 |
| Price Category 2 | +\$35 |
| Price Category 3 | +\$56 |
| Price Category 4 | +\$92 |
| Price Category 5 | +\$190 |
| Price Category B | +\$81 |
| Price Category C | +\$111 |
| Price Category D | +\$141 |
| Price Category E | +\$171 |
| Price Category F | +\$219 |

For 38.3"h to go above a worksurface (28.5"h) without an overhead (38A)

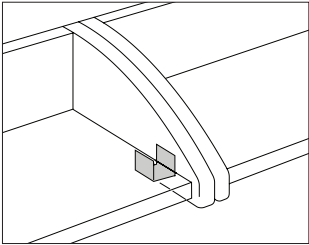
| | |
|------------------|--------|
| Price Category 1 | +\$0 |
| Price Category 2 | +\$40 |
| Price Category 3 | +\$62 |
| Price Category 4 | +\$105 |
| Price Category 5 | +\$217 |
| Price Category B | +\$97 |
| Price Category C | +\$133 |
| Price Category D | +\$169 |
| Price Category E | +\$205 |
| Price Category F | +\$262 |

For 45.7"h to go above a low credenza (1¹/₄" thick top) without an overhead (45A) or 46.3"h to go above a low credenza (3¹/₈" thin top) without an overhead (46A)

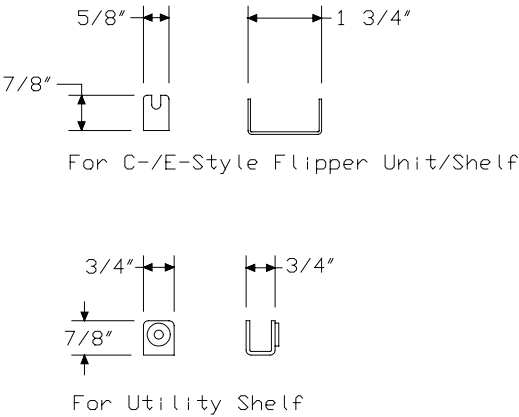
| | |
|------------------|--------|
| Price Category 1 | +\$0 |
| Price Category 2 | +\$50 |
| Price Category 3 | +\$74 |
| Price Category 4 | +\$131 |
| Price Category 5 | +\$271 |
| Price Category B | +\$129 |
| Price Category C | +\$177 |
| Price Category D | +\$225 |
| Price Category E | +\$273 |
| Price Category F | +\$348 |

Component Brace

X3910.

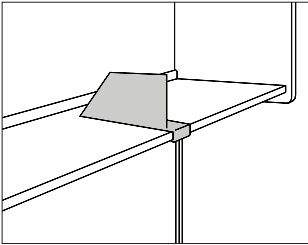


| Product Information |
|---|
| Description |
| This bracket mounts under C- and E-style flipper door units and shelves and utility shelves (E3234.) hung from stacking panels or frames. The brackets support heavy component loading and reduce deflection of a panel or frame run. Package contains 6. |
| Notes |
| Component brace finish for utility shelf (X3910.2) is black umber (BU). |
| Dimensions |



| Specification Information |
|---------------------------------------|
| Step 1. |
| X3910. |
| Step 2. Usage |
| 1 for C-/E-style flipper unit/shelf |
| 2 for utility shelf (E3234.) |
| Prices for Steps 1-2. |
| X3910. 1 \$72 |
| 2 \$72 |
| Step 3. Surface Finish |
| For C-/E-style flipper unit/shelf (1) |
| 8Q folkstone grey +\$0 |
| 91 white +\$0 |
| 98 studio white +\$0 |
| BU black umber +\$0 |
| HF inner tone light +\$0 |
| LT light tone +\$0 |
| LU soft white +\$0 |
| MT medium tone +\$0 |
| WL sandstone +\$0 |
| CN metallic champagne +\$0 |
| MS metallic silver +\$0 |

Shelf Divider, AngledG7330.

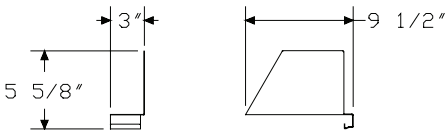


Product Information

Description

This divider attaches to a B-, C-, or E-style shelf to vertically divide books and binders. Package contains 8.

Dimensions



Specification Information

Step 1.

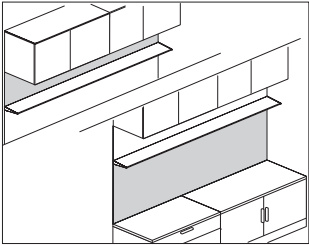
G7330.\$377

Step 2. Surface Finish

| | | |
|----|--------------------|------|
| 8Q | folkstone grey | +\$0 |
| 91 | white | +\$0 |
| 98 | studio white | +\$0 |
| BU | black umber | +\$0 |
| CL | cool grey neutral | +\$0 |
| G1 | graphite | +\$0 |
| HF | inner tone light | +\$0 |
| LT | light tone | +\$0 |
| LU | soft white | +\$0 |
| MT | medium tone | +\$0 |
| SG | slate grey | +\$0 |
| WL | sandstone | +\$0 |
| WN | warm grey neutral | +\$0 |
| CN | metallic champagne | +\$0 |
| EH | metallic bronze | +\$0 |
| MS | metallic silver | +\$0 |

Fabric Back Panel, Used with Floating Shelf

FV932.



Product Information

Description

This fabric back panel mounts to an architectural wall and is to be used with the floating aluminum shelf. Wire management included. Attachment hardware included.

Notes

Order floating shelf, aluminum (FV434.) separately.
 Standard heights provided are designed to support a 68"-high Canvas datum with 2 1/4" plinth base.
 For exact dimensions, see Canvas Office Landscape® Planning Guide for Wall-Based and Private Office.
 Fabric back panel accepts Customer's Own Material (COM). Yardage is estimated for directional, 54"-wide fabrics.
 For wall mounted (WM) with tackable fabric (T)

Height—Yardage

10A—0.58
 13A—0.65
 14A—0.68
 19A—0.80
 20A—0.85

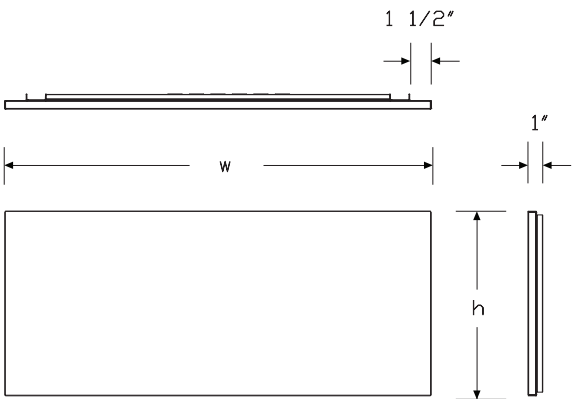
For tackable fabric, horizontal (R)

Width—Yardage

24"—0.91
 30"—1.08
 36"—1.25
 42"—1.41
 48"—1.58
 54"—1.75
 60"—1.91
 66"—2.08
 72"—2.25
 78"—2.54
 84"—2.65
 90"—2.76
 96"—2.87

For information on multiple quantities or nondirectional fabrics, contact COM Department. See Order Information in Appendices.

Dimensions



Canvas Office Landscape® Storage

Fabric Back Panel, Used with Floating Shelf *continued*

Specification Information

Step 1.

FV932. [A](#)

Step 2. Mount Option

WM wall mount [A](#)

Step 3. Application

C1 for use with Canvas 2-1/4" plinth base or 28.5"h worksurface at a 68"H datum [A](#)

Step 4. Height

- 10A** 9.75"h for use between aluminum floating shelf and 15"H overhead at 68"H datum [A](#)
- 13A** 12.5"h (for use in multiple applications - refer to planning guide for placement guidance) [A](#)
- 14A** 13.6"h (for use in multiple applications - refer to planning guide for placement guidance) [A](#)
- 19A** 19.8"h for use above a low credenza (1 1/4" thick top) below aluminum floating shelf with 10"H panel and 15"H overhead [A](#)
- 20A** 20.5"h for use above a low credenza (3/8" thin top) below aluminum floating shelf with 10"H panel and 15"H overhead [A](#)

Step 5. Width

- 24** 24" wide [A](#)
- 30** 30" wide [A](#)
- 36** 36" wide [A](#)
- 42** 42" wide [A](#)
- 48** 48" wide [A](#)
- 54** 54" wide [A](#)
- 60** 60" wide [A](#)
- 66** 66" wide [A](#)
- 72** 72" wide [A](#)
- 78** 78" wide [A](#)
- 84** 84" wide [A](#)
- 90** 90" wide [A](#)
- 96** 96" wide [A](#)

Step 6. Surface Material

For 24" wide (24), 30" wide (30), 36" wide (36), 42" wide (42), or 48" wide (48)

T tackable fabric [A](#)

R tackable fabric, horizontal [A](#)

For 54" wide (54), 60" wide (60), 66" wide (66), 72" wide (72), 78" wide (78), 84" wide (84), 90" wide (90), or 96" wide (96)

R tackable fabric, horizontal [A](#)

Prices for Steps 1-6.

| | 10A24T | 10A24R | 10A30T | 10A30R | 10A36T | 10A36R |
|---------------------|--------|--------|--------|--------|--------|--------|
| FV932. WM C1 | \$269 | 269 | 320 | 320 | 261 | 361 |

| | 10A42T | 10A42R | 10A48T | 10A48R | 10A54R | 10A60R |
|---------------------|--------|--------|--------|--------|--------|--------|
| FV932. WM C1 | \$401 | 401 | 450 | 450 | 518 | 612 |

| | 10A66R | 10A72R | 10A78R | 10A84R | 10A90R | 10A96R |
|---------------------|--------|--------|--------|--------|--------|--------|
| FV932. WM C1 | \$630 | 648 | 659 | 676 | 687 | 704 |

| | 13A24T | 13A24R | 13A30T | 13A30R | 13A36T | 13A36R |
|---------------------|--------|--------|--------|--------|--------|--------|
| FV932. WM C1 | \$285 | 285 | 331 | 331 | 373 | 373 |

| | 13A42T | 13A42R | 13A48T | 13A48R | 13A54R | 13A60R |
|---------------------|--------|--------|--------|--------|--------|--------|
| FV932. WM C1 | \$415 | 415 | 462 | 462 | 528 | 629 |

| | 13A66R | 13A72R | 13A78R | 13A84R | 13A90R | 13A96R |
|---------------------|--------|--------|--------|--------|--------|--------|
| FV932. WM C1 | \$647 | 665 | 691 | 720 | 748 | 787 |

| | 14A24T | 14A24R | 14A30T | 14A30R | 14A36T | 14A36R |
|---------------------|--------|--------|--------|--------|--------|--------|
| FV932. WM C1 | \$285 | 285 | 331 | 331 | 373 | 373 |

| | 14A42T | 14A42R | 14A48T | 14A48R | 14A54R | 14A60R |
|---------------------|--------|--------|--------|--------|--------|--------|
| FV932. WM C1 | \$415 | 415 | 462 | 462 | 528 | 629 |

| | 14A66R | 14A72R | 14A78R | 14A84R | 14A90R | 14A96R |
|---------------------|--------|--------|--------|--------|--------|--------|
| FV932. WM C1 | \$647 | 685 | 691 | 720 | 748 | 787 |

| | 19A24T | 19A24R | 19A30T | 19A30R | 19A36T | 19A36R |
|---------------------|--------|--------|--------|--------|--------|--------|
| FV932. WM C1 | \$380 | 380 | 421 | 421 | 463 | 463 |

| | 19A42T | 19A42R | 19A48T | 19A48R | 19A54R | 19A60R |
|---------------------|--------|--------|--------|--------|--------|--------|
| FV932. WM C1 | \$508 | 508 | 554 | 554 | 642 | 749 |

| | 19A66R | 19A72R | 19A78R | 19A84R | 19A90R | 19A96R |
|---------------------|--------|--------|--------|--------|--------|--------|
| FV932. WM C1 | \$768 | 787 | 824 | 867 | 917 | 978 |

| | 20A24T | 20A24R | 20A30T | 20A30R | 20A36T | 20A36R |
|---------------------|--------|--------|--------|--------|--------|--------|
| FV932. WM C1 | \$380 | 380 | 421 | 421 | 463 | 463 |

| | 20A42T | 20A42R | 20A48T | 20A48R | 20A54R | 20A60R |
|---------------------|--------|--------|--------|--------|--------|--------|
| FV932. WM C1 | \$508 | 508 | 554 | 554 | 642 | 749 |

Fabric Back Panel, Used with Floating Shelf *continued*

| | 20A66R | 20A72R | 20A78R | 20A84R | 20A90R | 20A96R |
|---------------------|--------|--------|--------|--------|--------|--------|
| FV932. WM C1 | \$768 | 767 | 824 | 867 | 917 | 978 |

Step 7. Fabric

See application chart and textiles list for fabric usage and numbers.

First 2 digits of number indicate fabric line; remaining digit(s) indicate fabric color.

For 9.75" h for use between aluminum floating shelf and 15" H overhead at 68" H datum (10A)

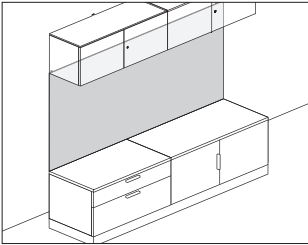
| | |
|------------------|--------|
| Price Category 1 | +\$0 |
| Price Category 2 | +\$20 |
| Price Category 3 | +\$38 |
| Price Category 4 | +\$53 |
| Price Category 5 | +\$109 |
| Price Category B | +\$33 |
| Price Category C | +\$45 |
| Price Category D | +\$57 |
| Price Category E | +\$69 |
| Price Category F | +\$90 |

For 12.5" h (for use in multiple applications - refer to planning guide for placement guidance) (13A) or 13.6" h (for use in multiple applications - refer to planning guide for placement guidance) (14A)

| | |
|------------------|--------|
| Price Category 1 | +\$0 |
| Price Category 2 | +\$23 |
| Price Category 3 | +\$41 |
| Price Category 4 | +\$60 |
| Price Category 5 | +\$123 |
| Price Category B | +\$41 |
| Price Category C | +\$56 |
| Price Category D | +\$71 |
| Price Category E | +\$86 |
| Price Category F | +\$112 |

For 19.8" h for use above a low credenza (1 1/4" thick top) below aluminum floating shelf with 10" H panel and 15" H overhead (19A) or 20.5" h for use above a low credenza (3/8" thin top) below aluminum floating shelf with 10" H panel and 15" H overhead (20A)

| | |
|------------------|--------|
| Price Category 1 | +\$0 |
| Price Category 2 | +\$28 |
| Price Category 3 | +\$47 |
| Price Category 4 | +\$73 |
| Price Category 5 | +\$150 |
| Price Category B | +\$57 |
| Price Category C | +\$78 |
| Price Category D | +\$99 |
| Price Category E | +\$120 |
| Price Category F | +\$155 |



Product Information

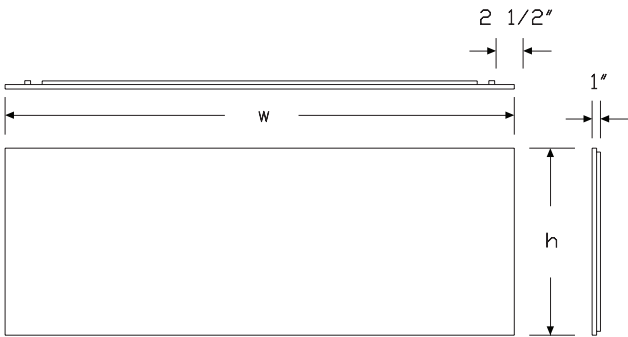
Description

When used with a Canvas Private Office setting, this laminate back panel can mount to a wall above a desk or credenza worksurface (at 28½" high) or low credenza with or without the presence of overhead storage. Standard heights provided within FV940 are designed to utilize storage with a 2¼" plinth base (with a ⅜" thin or 1¼" thick top) at a 68"-high Canvas datum. Wire management included.

Notes

Patterned or wood-grain laminates will not be pattern-matched or grain-matched when 2 laminate back panels are placed side-by-side. Use our Made-to-Measure+ tool to specify laminate back panels in additional sizes when using Canvas 4" foot (in lieu of 2¼" plinth base), pairing with Canvas product with Tu® Wood Casegoods, or making use of 79"-high datums. For exact dimensions and application assistance, see Canvas Office Landscape® Private Office Enhancements Planning Guide.

Dimensions



Specification Information

Step 1.

FV940. A

Step 2. Mount Option

WM wall mount A

Step 3. Surface Material

M thermally-fused laminate top/thermoplastic edge A

H high-pressure laminate/thermoplastic edge A

Step 4. Application

C1 for use with Canvas 2-¼" plinth base or 28.5"h worksurface at a 68"H datum A

Step 5. Height

- 16A 16"h to go between a worksurface (28.5"h) and a 22"h overhead A
- 23A 23.5"h to go between a worksurface (28.5"h) and 15"h overhead or between a low credenza (1¼" thick top) and 22"h overhead A
- 24A 24"h to go between a low credenza (⅜" thin top) and a 22"h overhead A
- 30A 30.8"h to go between a low credenza (1¼" thick top) and a 15"h overhead A
- 31A 31.5"h to go between a low credenza (⅜" thin top) and a 15"h overhead A
- 38A 38.3"h to go above a worksurface (28.5"h) without an overhead A
- 45A 45.7"h to go above a low credenza (1¼" thick top) without an overhead A
- 46A 46.3"h to go above a low credenza (⅜" thin top) without an overhead A

Step 6. Width

| | | |
|----|----------|--------------------------|
| 24 | 24" wide | <input type="checkbox"/> |
| 30 | 30" wide | <input type="checkbox"/> |
| 36 | 36" wide | <input type="checkbox"/> |
| 42 | 42" wide | <input type="checkbox"/> |
| 48 | 48" wide | <input type="checkbox"/> |
| 54 | 54" wide | <input type="checkbox"/> |
| 60 | 60" wide | <input type="checkbox"/> |
| 66 | 66" wide | <input type="checkbox"/> |
| 72 | 72" wide | <input type="checkbox"/> |
| 78 | 78" wide | <input type="checkbox"/> |
| 84 | 84" wide | <input type="checkbox"/> |
| 90 | 90" wide | <input type="checkbox"/> |
| 96 | 96" wide | <input type="checkbox"/> |

Prices for Steps 1-6.

| | C116A24 | C116A30 | C116A36 | C116A42 | C116A48 | C116A54 |
|-------------|---------|---------|---------|---------|---------|---------|
| FV940. WM M | \$539 | 609 | 677 | 747 | 823 | 948 |
| H | \$582 | 658 | 731 | 807 | 889 | 1023 |
| | C116A60 | C116A66 | C116A72 | C116A78 | C116A84 | C116A90 |
| FV940. WM M | \$1116 | 1146 | 1176 | 1227 | 1285 | 1349 |
| H | \$1206 | 1238 | 1270 | 1325 | 1388 | 1457 |
| | C116A96 | C123A24 | C123A30 | C123A36 | C123A42 | C123A48 |
| FV940. WM M | \$1430 | 752 | 820 | 886 | 959 | 1037 |
| H | \$1544 | 812 | 886 | 957 | 1036 | 1120 |
| | C123A54 | C123A60 | C123A66 | C123A72 | C123A78 | C123A84 |
| FV940. WM M | \$1217 | 1395 | 1426 | 1458 | 1513 | 1586 |
| H | \$1314 | 1507 | 1540 | 1575 | 1635 | 1713 |
| | C123A90 | C123A96 | C124A24 | C124A30 | C124A36 | C124A42 |
| FV940. WM M | \$1675 | 1774 | 752 | 820 | 886 | 959 |
| H | \$1810 | 1916 | 812 | 886 | 957 | 1036 |
| | C124A48 | C124A54 | C124A60 | C124A66 | C124A72 | C124A78 |
| FV940. WM M | \$1037 | 1217 | 1395 | 1426 | 1458 | 1513 |
| H | \$1120 | 1314 | 1507 | 1540 | 1575 | 1635 |
| | C124A84 | C124A90 | C124A96 | C130A24 | C130A30 | C130A36 |
| FV940. WM M | \$1586 | 1675 | 1774 | 839 | 909 | 992 |
| H | \$1713 | 1810 | 1916 | 907 | 982 | 1071 |
| | C130A42 | C130A48 | C130A54 | C130A60 | C130A66 | C130A72 |
| FV940. WM M | \$1050 | 1118 | 1304 | 1489 | 1517 | 1609 |
| H | \$1134 | 1208 | 1409 | 1608 | 1638 | 1738 |

| | C130A78 | C130A84 | C130A90 | C130A96 | C131A24 | C131A30 |
|-------------|---------|---------|---------|---------|---------|---------|
| FV940. WM M | \$1700 | 1776 | 1881 | 2004 | 839 | 909 |
| H | \$1836 | 1918 | 2032 | 2165 | 907 | 982 |
| | C131A36 | C131A42 | C131A48 | C131A54 | C131A60 | C131A66 |
| FV940. WM M | \$992 | 1050 | 1118 | 1304 | 1489 | 1517 |
| H | \$1071 | 1134 | 1208 | 1409 | 1608 | 1638 |
| | C131A72 | C131A78 | C131A84 | C131A90 | C131A96 | C138A24 |
| FV940. WM M | \$1609 | 1700 | 1776 | 1881 | 2004 | 945 |
| H | \$1738 | 1836 | 1918 | 2032 | 2165 | 1020 |
| | C138A30 | C138A36 | C138A42 | C138A48 | C138A54 | C138A60 |
| FV940. WM M | \$1031 | 1103 | 1188 | 1266 | 1476 | 1685 |
| H | \$1113 | 1192 | 1283 | 1367 | 1594 | 1820 |
| | C138A66 | C138A72 | C138A78 | C138A84 | C138A90 | C138A96 |
| FV940. WM M | \$1718 | 1769 | 1847 | 1920 | 2003 | 2103 |
| H | \$1855 | 1911 | 1995 | 2074 | 2163 | 2272 |
| | C145A24 | C145A30 | C145A36 | C145A42 | C145A48 | C145A54 |
| FV940. WM M | \$1050 | 1142 | 1227 | 1319 | 1405 | 1643 |
| H | \$1134 | 1234 | 1325 | 1425 | 1517 | 1775 |
| | C145A60 | C145A66 | C145A72 | C145A78 | C145A84 | C145A90 |
| FV940. WM M | \$1865 | 1901 | 1953 | 2034 | 2124 | 2225 |
| H | \$2014 | 2053 | 2109 | 2196 | 2294 | 2403 |
| | C145A96 | C146A24 | C146A30 | C146A36 | C146A42 | C146A48 |
| FV940. WM M | \$2345 | 1050 | 1142 | 1227 | 1319 | 1405 |
| H | \$2532 | 1134 | 1234 | 1325 | 1425 | 1517 |
| | C146A54 | C146A60 | C146A66 | C146A72 | C146A78 | C146A84 |
| FV940. WM M | \$1643 | 1865 | 1901 | 1953 | 2034 | 2124 |
| H | \$1775 | 2014 | 2053 | 2109 | 2196 | 2294 |
| | | | | | C146A90 | C146A96 |
| FV940. WM M | | | | | \$2225 | 2345 |
| H | | | | | \$2403 | 2532 |

Step 7. Grain Direction

For 24" wide (24), 30" wide (30), 36" wide (36), 42" wide (42), or 48" wide (48)

| | | | |
|---|------------------|--------------------------|------|
| H | horizontal grain | <input type="checkbox"/> | +\$0 |
| V | vertical grain | <input type="checkbox"/> | +\$0 |

For 54" wide (54), 60" wide (60), 66" wide (66), 72" wide (72), 78" wide (78), 84" wide (84), 90" wide (90), or 96" wide (96)

H horizontal grain A +\$0

Step 8. Surface Finish

For thermally-fused laminate top/thermoplastic edge (M)

| | | |
|------------|---|------|
| 76 | light brown walnut | +\$0 |
| 8Q | folkstone grey | +\$0 |
| 91 | white | +\$0 |
| 98 | studio white | +\$0 |
| CL | cool grey neutral | +\$0 |
| G1 | graphite | +\$0 |
| HM | natural maple | +\$0 |
| HP | light anigre | +\$0 |
| HX | aged cherry | +\$0 |
| LBA | clear on ash | +\$0 |
| LBB | oak on ash | +\$0 |
| LBC | walnut on ash | +\$0 |
| LBF | neutral twill | +\$0 |
| LBJ | graphite twill | +\$0 |
| LBQ | white twill | +\$0 |
| LBR | phantom ecru | +\$0 |
| LBS | phantom cocoa A | +\$0 |
| LBU | medium matte walnut A | +\$0 |
| LBV | warm grey teak A | +\$0 |
| LU | soft white | +\$0 |
| WL | sandstone | +\$0 |
| WN | warm grey neutral | +\$0 |

For high-pressure laminate/thermoplastic edge (H)

| | | |
|------------|---|------|
| 76 | light brown walnut | +\$0 |
| 8Q | folkstone grey | +\$0 |
| 91 | white | +\$0 |
| 98 | studio white | +\$0 |
| CL | cool grey neutral | +\$0 |
| HF | inner tone light | +\$0 |
| HM | natural maple | +\$0 |
| HP | light anigre | +\$0 |
| HX | aged cherry | +\$0 |
| LBA | clear on ash | +\$0 |
| LBB | oak on ash | +\$0 |
| LBC | walnut on ash | +\$0 |
| LBF | neutral twill | +\$0 |
| LBJ | graphite twill | +\$0 |
| LBN | classic linen | +\$0 |
| LBQ | white twill | +\$0 |
| LBR | phantom ecru A | +\$0 |
| LBS | phantom cocoa A | +\$0 |
| LBU | medium matte walnut A | +\$0 |
| LBV | warm grey teak A | +\$0 |
| LT | light tone | +\$0 |
| LU | soft white | +\$0 |
| OG | honey maple A | +\$0 |
| WL | sandstone | +\$0 |
| WN | warm grey neutral | +\$0 |

Step 9. Edge Finish

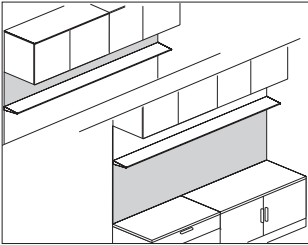
For thermally-fused laminate top/thermoplastic edge (M)

| | | |
|------------|----------------------------|------|
| 76 | light brown walnut | +\$0 |
| 8Q | folkstone grey | +\$0 |
| 91 | white | +\$0 |
| 98 | studio white | +\$0 |
| BU | black umber | +\$0 |
| CL | cool grey neutral | +\$0 |
| G2 | graphite satin | +\$0 |
| HF | inner tone light | +\$0 |
| HM | natural maple | +\$0 |
| HP | light anigre | +\$0 |
| HT | inner tone (discontinuing) | +\$0 |
| HX | aged cherry | +\$0 |
| LBA | clear on ash | +\$0 |
| LBB | oak on ash | +\$0 |
| LBC | walnut on ash | +\$0 |
| LBF | neutral twill | +\$0 |
| LBJ | graphite twill | +\$0 |
| LBQ | white twill | +\$0 |
| LBR | phantom ecru | +\$0 |
| LBS | phantom cocoa | +\$0 |
| LBU | medium matte walnut | +\$0 |
| LBV | warm grey teak | +\$0 |
| LU | soft white | +\$0 |
| MT | medium tone | +\$0 |
| WL | sandstone | +\$0 |
| WN | warm grey neutral | +\$0 |


For high-pressure laminate/thermoplastic edge (H)

| | | |
|------------|----------------------------|------|
| 76 | light brown walnut | +\$0 |
| 8Q | folkstone grey | +\$0 |
| 91 | white | +\$0 |
| 98 | studio white | +\$0 |
| BU | black umber | +\$0 |
| CL | cool grey neutral | +\$0 |
| HF | inner tone light | +\$0 |
| HM | natural maple | +\$0 |
| HP | light anigre | +\$0 |
| HT | inner tone (discontinuing) | +\$0 |
| HX | aged cherry | +\$0 |
| LBA | clear on ash | +\$0 |
| LBB | oak on ash | +\$0 |
| LBC | walnut on ash | +\$0 |
| LBF | neutral twill | +\$0 |
| LBJ | graphite twill | +\$0 |
| LBN | classic linen | +\$0 |
| LBQ | white twill | +\$0 |
| LBR | phantom ecru | +\$0 |
| LBS | phantom cocoa | +\$0 |
| LBU | medium matte walnut | +\$0 |
| LBV | warm grey teak | +\$0 |
| LU | soft white | +\$0 |
| WL | sandstone | +\$0 |
| WN | warm grey neutral | +\$0 |

Laminate Back Panel, Used with Floating Shelf FV942.



| Product Information |
|--|
| Description This laminate back panel mounts to an architectural wall and is to be used with floating shelves. Wire management included. Attachment hardware included. |
| Notes Order floating shelf separately. Standard heights provided are designed to support a 68"-high Canvas datum with 2 1/4" plinth base. For exact dimensions, see Canvas Office Landscape® Planning Guide for Wall-Based and Private Office. |
| Dimensions |



| Specification Information |
|--|
| Step 1. FV942. A |
| Step 2. Mount Option WM wall mount A |
| Step 3. Surface Material H high-pressure laminate/thermoplastic edge A M thermally-fused laminate top/thermoplastic edge A |
| Step 4. Application C1 for use with Canvas 2-1/4" plinth base or 28.5"h worksurface at a 68"H datum A |
| Step 5. Height 10A 9.75"h for use between aluminum floating shelf and 15"H overhead at 68"H datum A 13A 12.5"h (for use in multiple applications - refer to planning guide for placement guidance) A 14A 13.6"h (for use in multiple applications - refer to planning guide for placement guidance) A 19A 19.8"h for use above a low credenza (1 1/4" thick top) below aluminum floating shelf with 10"H panel and 15"H overhead A 20A 20.5"h for use above a low credenza (3/8" thin top) below aluminum floating shelf with 10"H panel and 15"H overhead A |
| Step 6. Width 24 24" wide A 30 30" wide A 36 36" wide A 42 42" wide A 48 48" wide A 54 54" wide A 60 60" wide A 66 66" wide A 72 72" wide A 78 78" wide A 84 84" wide A 90 90" wide A 96 96" wide A |

Laminate Back Panel, Used with Floating Shelf *continued*

Prices for Steps 1-6.

| | | C110A24 | C110A30 | C110A36 | C110A42 | C110A48 | C110A54 |
|------------------|----------|---------|---------|---------|---------|---------|---------|
| FV942. WM | H | \$471 | 560 | 632 | 702 | 788 | 907 |
| | M | \$436 | 519 | 585 | 650 | 729 | 839 |
| | | C110A60 | C110A66 | C110A72 | C110A78 | C110A84 | C110A90 |
| FV942. WM | H | \$1071 | 1103 | 1131 | 1153 | 1183 | 1202 |
| | M | \$992 | 1021 | 1047 | 1068 | 1095 | 1113 |
| | | C110A96 | C113A24 | C113A30 | C113A36 | C113A42 | C113A48 |
| FV942. WM | H | \$1232 | 499 | 578 | 652 | 725 | 808 |
| | M | \$1141 | 462 | 536 | 604 | 672 | 748 |
| | | C113A54 | C113A60 | C113A66 | C113A72 | C113A78 | C113A84 |
| FV942. WM | H | \$923 | 1101 | 1132 | 1163 | 1208 | 1259 |
| | M | \$855 | 1019 | 1048 | 1077 | 1119 | 1166 |
| | | C113A90 | C113A96 | C114A24 | C114A30 | C114A36 | C114A42 |
| FV942. WM | H | \$1309 | 1376 | 499 | 578 | 652 | 725 |
| | M | \$1212 | 1274 | 462 | 536 | 604 | 672 |
| | | C114A48 | C114A54 | C114A60 | C114A66 | C114A72 | C114A78 |
| FV942. WM | H | \$808 | 923 | 1101 | 1132 | 1163 | 1208 |
| | M | \$748 | 855 | 1019 | 1048 | 1077 | 1119 |
| | | C114A84 | C114A90 | C114A96 | C119A24 | C119A30 | C119A36 |
| FV942. WM | H | \$1259 | 1309 | 1376 | 665 | 737 | 810 |
| | M | \$1166 | 1212 | 1274 | 616 | 682 | 750 |
| | | C119A42 | C119A48 | C119A54 | C119A60 | C119A66 | C119A72 |
| FV942. WM | H | \$889 | 970 | 1124 | 1311 | 1344 | 1377 |
| | M | \$823 | 898 | 1040 | 1214 | 1244 | 1275 |
| | | C119A78 | C119A84 | C119A90 | C119A96 | C120A24 | C120A30 |
| FV942. WM | H | \$1442 | 1517 | 1605 | 1712 | 665 | 737 |
| | M | \$1335 | 1405 | 1486 | 1585 | 616 | 682 |
| | | C120A36 | C120A42 | C120A48 | C120A54 | C120A60 | C120A66 |
| FV942. WM | H | \$810 | 889 | 970 | 1124 | 1311 | 1344 |
| | M | \$750 | 823 | 898 | 1040 | 1214 | 1244 |
| | | C120A72 | C120A78 | C120A84 | C120A90 | C120A96 | |
| FV942. WM | H | \$1377 | 1442 | 1517 | 1605 | 1712 | |
| | M | \$1275 | 1335 | 1405 | 1486 | 1585 | |

Step 7. Grain Direction

For 24" wide (24), 30" wide (30), 36" wide (36), 42" wide (42), or 48" wide (48)

| | | |
|----------|--|------|
| H | horizontal grain  | +\$0 |
| V | vertical grain  | +\$0 |

For 54" wide (54), 60" wide (60), 66" wide (66), 72" wide (72), 78" wide (78), 84" wide (84), 90" wide (90), or 96" wide (96)

| | | |
|----------|--|------|
| H | horizontal grain  | +\$0 |
|----------|--|------|

Step 8. Surface Finish

For thermally-fused laminate top/thermoplastic edge (M)

| | | |
|------------|---------------------|------|
| 76 | light brown walnut | +\$0 |
| 8Q | folkstone grey | +\$0 |
| 91 | white | +\$0 |
| 98 | studio white | +\$0 |
| CL | cool grey neutral | +\$0 |
| G1 | graphite | +\$0 |
| HM | natural maple | +\$0 |
| HP | light anigre | +\$0 |
| HX | aged cherry | +\$0 |
| LBA | clear on ash | +\$0 |
| LBB | oak on ash | +\$0 |
| LBC | walnut on ash | +\$0 |
| LBF | neutral twill | +\$0 |
| LBJ | graphite twill | +\$0 |
| LBQ | white twill | +\$0 |
| LBR | phantom ecru | +\$0 |
| LBS | phantom cocoa | +\$0 |
| LBU | medium matte walnut | +\$0 |
| LBV | warm grey teak | +\$0 |
| LU | soft white | +\$0 |
| WL | sandstone | +\$0 |
| WN | warm grey neutral | +\$0 |

Laminate Back Panel, Used with Floating Shelf *continued*

For high-pressure laminate/thermoplastic edge (H)

| | | |
|------------|--|------|
| 76 | light brown walnut <input type="checkbox"/> | +\$0 |
| 8Q | folkstone grey <input type="checkbox"/> | +\$0 |
| 91 | white <input type="checkbox"/> | +\$0 |
| 98 | studio white | +\$0 |
| CL | cool grey neutral <input type="checkbox"/> | +\$0 |
| HF | inner tone light <input type="checkbox"/> | +\$0 |
| HM | natural maple <input type="checkbox"/> | +\$0 |
| HP | light anigre | +\$0 |
| HX | aged cherry <input type="checkbox"/> | +\$0 |
| LBA | clear on ash | +\$0 |
| LBB | oak on ash | +\$0 |
| LBC | walnut on ash | +\$0 |
| LBF | neutral twill | +\$0 |
| LBJ | graphite twill | +\$0 |
| LBN | classic linen | +\$0 |
| LBQ | white twill | +\$0 |
| LBR | phantom ecru <input type="checkbox"/> | +\$0 |
| LBS | phantom cocoa <input type="checkbox"/> | +\$0 |
| LBU | medium matte walnut <input type="checkbox"/> | +\$0 |
| LBV | warm grey teak <input type="checkbox"/> | +\$0 |
| LT | light tone | +\$0 |
| LU | soft white <input type="checkbox"/> | +\$0 |
| OG | honey maple <input type="checkbox"/> | +\$0 |
| WL | sandstone <input type="checkbox"/> | +\$0 |
| WN | warm grey neutral <input type="checkbox"/> | +\$0 |

Step 9. Edge Finish

For thermally-fused laminate top/thermoplastic edge (M)

| | | |
|------------|----------------------------|------|
| 76 | light brown walnut | +\$0 |
| 8Q | folkstone grey | +\$0 |
| 91 | white | +\$0 |
| 98 | studio white | +\$0 |
| BU | black umber | +\$0 |
| CL | cool grey neutral | +\$0 |
| G2 | graphite satin | +\$0 |
| HF | inner tone light | +\$0 |
| HM | natural maple | +\$0 |
| HP | light anigre | +\$0 |
| HT | inner tone (discontinuing) | +\$0 |
| HX | aged cherry | +\$0 |
| LBA | clear on ash | +\$0 |
| LBB | oak on ash | +\$0 |
| LBC | walnut on ash | +\$0 |
| LBF | neutral twill | +\$0 |
| LBJ | graphite twill | +\$0 |
| LBQ | white twill | +\$0 |
| LBR | phantom ecru | +\$0 |
| LBS | phantom cocoa | +\$0 |
| LBU | medium matte walnut | +\$0 |
| LBV | warm grey teak | +\$0 |
| LU | soft white | +\$0 |
| MT | medium tone | +\$0 |
| WL | sandstone | +\$0 |
| WN | warm grey neutral | +\$0 |

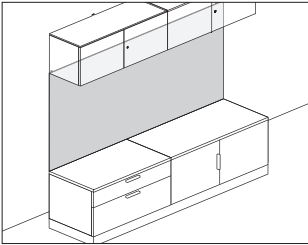
Laminate Back Panel, Used with Floating Shelf *continued*

For high-pressure laminate/thermoplastic edge (H)

| | | |
|------------|----------------------------|------|
| 76 | light brown walnut | +\$0 |
| 8Q | folkstone grey | +\$0 |
| 91 | white | +\$0 |
| 98 | studio white | +\$0 |
| BU | black umber | +\$0 |
| CL | cool grey neutral | +\$0 |
| HF | inner tone light | +\$0 |
| HM | natural maple | +\$0 |
| HP | light anigre | +\$0 |
| HT | inner tone (discontinuing) | +\$0 |
| HX | aged cherry | +\$0 |
| LBA | clear on ash | +\$0 |
| LBB | oak on ash | +\$0 |
| LBC | walnut on ash | +\$0 |
| LBF | neutral twill | +\$0 |
| LBJ | graphite twill | +\$0 |
| LBN | classic linen | +\$0 |
| LBQ | white twill | +\$0 |
| LBR | phantom ecru | +\$0 |
| LBS | phantom cocoa | +\$0 |
| LBU | medium matte walnut | +\$0 |
| LBV | warm grey teak | +\$0 |
| LU | soft white | +\$0 |
| MT | medium tone | +\$0 |
| WL | sandstone | +\$0 |
| WN | warm grey neutral | +\$0 |

Markerboard Back Panel

FV960.



Product Information

Description

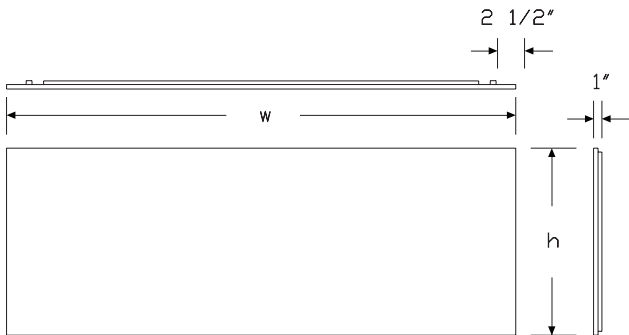
When used with a Canvas Private Office setting, this markerboard back panel can mount to a wall above a desk or credenza worksurface (at 28½" high) or low credenza with or without the presence of overhead storage. Standard heights provided within FV960 are designed to utilize storage with a 2¼" plinth base (with a ⅜" thin or 1¼" thick top) at a 68"-high Canvas datum. Wire management included.

Notes

Use our Made-to-Measure+ tool to specify markerboard back panels in additional sizes when using Canvas 4" foot (in lieu of 2¼" plinth base), pairing with Canvas product with Tu® Wood Casegoods, or making use of 79"-high datums.

For exact dimensions and application assistance, see Canvas Office Landscape® Private Office Enhancements Planning Guide.

Dimensions



Specification Information

- Step 1.
- FV960. A
- Step 2. Mount Option
- WM wall mount A
- Step 3. Support Type
- N non-magnetic A
- Step 4. Application
- C1 for use with Canvas 2-¼" plinth base or 28.5"h worksurface at a 68"H datum A
- Step 5. Height
- 16A 16"h to go between a worksurface (28.5"h) and a 22"h overhead A
- 23A 23.5"h to go between a worksurface (28.5"h) and 15"h overhead or between a low credenza (1¼" thick top) and 22"h overhead A
- 24A 24"h to go between a low credenza (⅜" thin top) and a 22"h overhead A
- 30A 30.8"h to go between a low credenza (1¼" thick top) and a 15"h overhead A
- 31A 31.5"h to go between a low credenza (⅜" thin top) and a 15"h overhead A
- 38A 38.3"h to go above a worksurface (28.5"h) without an overhead A
- 45A 45.7"h to go above a low credenza (1¼" thick top) without an overhead A
- 46A 46.3"h to go above a low credenza (⅜" thin top) without an overhead A
- Step 6. Width
- 24 24" wide A
- 30 30" wide A
- 36 36" wide A
- 42 42" wide A
- 48 48" wide A
- 54 54" wide A
- 60 60" wide A
- 66 66" wide A
- 72 72" wide A
- 78 78" wide A
- 84 84" wide A
- 90 90" wide A
- 96 96" wide A

Canvas Office Landscape® Storage

Markerboard Back Panel *continued*

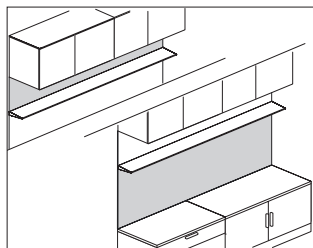
Prices for Steps 1-6.

| | C116A24 | C116A30 | C116A36 | C116A42 | C116A48 | C116A54 |
|--------------------|---------|---------|---------|---------|---------|---------|
| FV960. WM N | \$652 | 736 | 819 | 904 | 995 | 1146 |
| | C116A60 | C116A66 | C116A72 | C116A78 | C116A84 | C116A90 |
| FV960. WM N | \$1350 | 1387 | 1422 | 1484 | 1555 | 1632 |
| | C116A96 | C123A24 | C123A30 | C123A36 | C123A42 | C123A48 |
| FV960. WM N | \$1729 | 909 | 992 | 1072 | 1160 | 1254 |
| | C123A54 | C123A60 | C123A66 | C123A72 | C123A78 | C123A84 |
| FV960. WM N | \$1472 | 1688 | 1725 | 1764 | 1831 | 1919 |
| | C123A90 | C123A96 | C124A24 | C124A30 | C124A36 | C124A42 |
| FV960. WM N | \$2027 | 2146 | 909 | 992 | 1072 | 1160 |
| | C124A48 | C124A54 | C124A60 | C124A66 | C124A72 | C124A78 |
| FV960. WM N | \$1254 | 1472 | 1688 | 1725 | 1764 | 1831 |
| | C124A84 | C124A90 | C124A96 | C130A24 | C130A30 | C130A36 |
| FV960. WM N | \$1919 | 2027 | 2146 | 1015 | 1100 | 1200 |
| | C130A42 | C130A48 | C130A54 | C130A60 | C130A66 | C130A72 |
| FV960. WM N | \$1270 | 1352 | 1578 | 1801 | 1835 | 1946 |
| | C130A78 | C130A84 | C130A90 | C130A96 | C131A24 | C131A30 |
| FV960. WM N | \$2056 | 2148 | 2276 | 2425 | 1015 | 1100 |
| | C131A36 | C131A42 | C131A48 | C131A54 | C131A60 | C131A66 |
| FV960. WM N | \$1200 | 1270 | 1352 | 1578 | 1801 | 1835 |
| | C131A72 | C131A78 | C131A84 | C131A90 | C131A96 | C138A24 |
| FV960. WM N | \$1946 | 2056 | 2148 | 2276 | 2425 | 1143 |
| | C138A30 | C138A36 | C138A42 | C138A48 | C138A54 | C138A60 |
| FV960. WM N | \$1247 | 1335 | 1437 | 1531 | 1786 | 2038 |
| | C138A66 | C138A72 | C138A78 | C138A84 | C138A90 | C138A96 |
| FV960. WM N | \$2078 | 2140 | 2234 | 2323 | 2423 | 2544 |
| | C145A24 | C145A30 | C145A36 | C145A42 | C145A48 | C145A54 |
| FV960. WM N | \$1270 | 1382 | 1484 | 1595 | 1699 | 1987 |
| | C145A60 | C145A66 | C145A72 | C145A78 | C145A84 | C145A90 |
| FV960. WM N | \$2256 | 2299 | 2362 | 2460 | 2570 | 2691 |

| | C145A96 | C146A24 | C146A30 | C146A36 | C146A42 | C146A48 |
|--------------------|---------|---------|---------|---------|---------|---------|
| FV960. WM N | \$2836 | 1270 | 1382 | 1484 | 1595 | 1699 |
| | C146A54 | C146A60 | C146A66 | C146A72 | C146A78 | C146A84 |
| FV960. WM N | \$1987 | 2256 | 2299 | 2362 | 2460 | 2570 |
| | | | | | C146A90 | C146A96 |
| FV960. WM N | | | | | \$2691 | 2836 |

Canvas Office Landscape® Storage

Markerboard Back Panel, Used with Floating Shelf FV962.



Product Information

Description

This markerboard back panel mounts to an architectural wall and is to be used with floating shelves. Wire management included. Attachment hardware included.

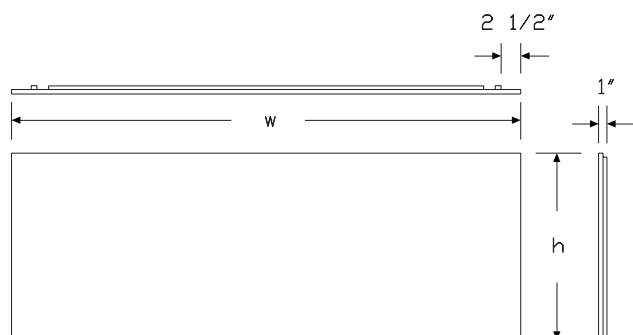
Notes

Order floating shelf separately.

Standard heights provided are designed to support a 68"-high Canvas datum with 2 1/4" plinth base.

For exact dimensions, see Canvas Office Landscape® Planning Guide for Wall-Based and Private Office.

Dimensions



Specification Information

Step 1.

FV962. A

Step 2. Mount Option

WM wall mount A

Step 3. Surface Type

N non-magnetic A

Step 4. Application

C1 for use with Canvas 2-1/4" plinth base or 28.5"h worksurface at a 68"H datum A

Step 5. Height

- 19A** 19.8"h for use above a low credenza (1 1/4" thick top) below aluminum floating shelf with 10"H panel and 15"H overhead A
- 20A** 20.5"h for use above a low credenza (3/8" thin top) below aluminum floating shelf with 10"H panel and 15"H overhead A

Step 6. Width

- 24** 24" wide A
- 30** 30" wide A
- 36** 36" wide A
- 42** 42" wide A
- 48** 48" wide A
- 54** 54" wide A
- 60** 60" wide A
- 66** 66" wide A
- 72** 72" wide A
- 78** 78" wide A
- 84** 84" wide A
- 90** 90" wide A
- 96** 96" wide A

Prices for Steps 1-6.

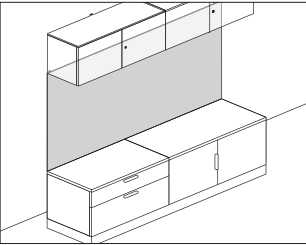
| | C119A24 | C119A30 | C119A36 | C119A42 | C119A48 | C119A54 |
|--------------------|---------|---------|---------|---------|---------|---------|
| FV962. WM N | \$745 | 825 | 907 | 996 | 1086 | 1258 |
| | C119A60 | C119A66 | C119A72 | C119A78 | C119A84 | C119A90 |
| FV962. WM N | \$1468 | 1505 | 1543 | 1615 | 1699 | 1797 |
| | C119A96 | C120A24 | C120A30 | C120A36 | C120A42 | C120A48 |
| FV962. WM N | \$1917 | 745 | 825 | 907 | 996 | 1086 |

Markerboard Back Panel, Used with Floating Shelf *continued*

| | C120A54 | C120A60 | C120A66 | C120A72 | C120A78 | C120A84 |
|--------------------|---------|---------|---------|---------|---------|---------|
| FV962. WM N | \$1258 | 1468 | 1505 | 1543 | 1615 | 1699 |
| | | | | | C120A90 | C120A96 |
| FV962. WM N | | | | | \$1797 | 1917 |

Glass Back Panel

FV970.




Product Information

Description
This back-painted glass back panel mounts to a wall above a work surface or above a low credenza with 2 1/4" base. Surface is writable. Attachment hardware included.

Notes
For exact dimensions, see Canvas Office Landscape® Planning Guide for Wall-Based and Private Office.
For optimal magnetic performance, use rare earth magnets with glass back panel.

Dimensions



Specification Information

Step 1.
FV970.

Step 2. Mount Option
WM wall mount

Step 3. Surface Material
G glass

- Step 4. Height**
- 23A** 23 1/2" high to go between a work surface (28.5" high) and a 15" high overhead at a 68" high datum
 - 30A** 30 7/8" high to go between a low credenza (1 1/4" thick top and 2 1/4" base) and a 15" high overhead at a 68" high
 - 31A** 31 1/2" high to go between a low credenza (3/8" thin top and 2 1/4" base) and a 15" high overhead at a 68" high datum
 - 38A** 38 1/2" high to go above a work surface (28.5" high) without an overhead at a 68" high datum
 - 45A** 45 7/8" high to go above a low credenza (1 1/4" thick top and 2 1/4" base) without an overhead at a 68" high datum
 - 46A** 46 1/2" high to go above a low credenza (3/8" thin top and 2 1/4" base) without an overhead at a 68" high datum

Step 5. Width

- For 23 1/2" high to go between a work surface (28.5" high) and a 15" high overhead at a 68" high datum (23A), 30 7/8" high to go between a low credenza (1 1/4" thick top and 2 1/4" base) and a 15" high overhead at a 68" high (30A), or 31 1/2" high to go between a low credenza (3/8" thin top and 2 1/4" base) and a 15" high overhead at a 68" high datum (31A)*
- 24** 24" wide
 - 30** 30" wide
 - 36** 36" wide
 - 42** 42" wide
 - 48** 48" wide
 - 54** 54" wide
 - 60** 60" wide
 - 66** 66" wide
 - 72** 72" wide
 - 78** 78" wide
 - 84** 84" wide
 - 90** 90" wide
 - 96** 96" wide

Canvas Office Landscape® Storage

Glass Back Panel *continued*

For 38½" high to go above a work surface (28.5" high) without an overhead at a 68" high datum (38A), 45⅞" high to go above a low credenza (1¼" thick top and 2¼" base) without an overhead at a 68" high datum (45A), or 46½" high to go above a low credenza (⅜" thin top and 2¼" base) without an overhead at a 68" high datum (46A)

| | |
|----|----------|
| 24 | 24" wide |
| 30 | 30" wide |
| 36 | 36" wide |
| 42 | 42" wide |
| 48 | 48" wide |
| 54 | 54" wide |
| 60 | 60" wide |
| 66 | 66" wide |
| 72 | 72" wide |

Step 6. Type

M magnetic

Prices for Steps 1-6.

| | 23A24M | 23A30M | 23A36M | 23A42M | 23A48M | 23A54M |
|--------------------|--------|--------|--------|--------|--------|--------|
| FV970. WM G | \$1217 | 1517 | 1821 | 2122 | 2423 | 2724 |
| | 23A60M | 23A66M | 23A72M | 23A78M | 23A84M | 23A90M |
| FV970. WM G | \$3033 | 3334 | 3636 | 3937 | 4238 | 4541 |
| | 23A96M | 30A24M | 30A30M | 30A36M | 30A42M | 30A48M |
| FV970. WM G | \$4841 | 1586 | 1975 | 2372 | 2768 | 3166 |
| | 30A54M | 30A60M | 30A66M | 30A72M | 30A78M | 30A84M |
| FV970. WM G | \$3555 | 3952 | 4342 | 4736 | 5135 | 5525 |
| | 30A90M | 30A96M | 31A24M | 31A30M | 31A36M | 31A42M |
| FV970. WM G | \$5923 | 6310 | 1636 | 2039 | 2451 | 2858 |
| | 31A48M | 31A54M | 31A60M | 31A66M | 31A72M | 31A78M |
| FV970. WM G | \$3269 | 3671 | 4076 | 4487 | 4892 | 5305 |
| | 31A84M | 31A90M | 31A96M | 38A24M | 38A30M | 38A36M |
| FV970. WM G | \$5709 | 6118 | 6526 | 2003 | 2502 | 3003 |
| | 38A42M | 38A48M | 38A54M | 38A60M | 38A66M | 38A72M |
| FV970. WM G | \$3504 | 4004 | 4503 | 5003 | 5504 | 6003 |
| | 45A24M | 45A30M | 45A36M | 45A42M | 45A48M | 45A54M |
| FV970. WM G | \$2372 | 2966 | 3555 | 4151 | 4736 | 5328 |

| | 45A60M | 45A66M | 45A72M | 46A24M | 46A30M | 46A36M |
|--------------------|--------|--------|--------|--------|--------|--------|
| FV970. WM G | \$5923 | 6510 | 7104 | 2423 | 3033 | 3636 |
| | 46A42M | 46A48M | 46A54M | 46A60M | 46A66M | 46A72M |
| FV970. WM G | \$4238 | 4841 | 5443 | 6055 | 6656 | 7260 |

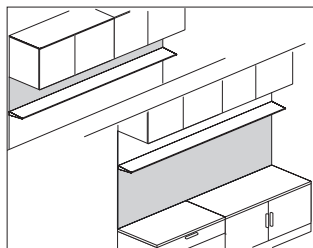
Step 7. Finish

| | | |
|-----------|----------------|------|
| 8Q | folkstone grey | +\$0 |
| 91 | white | +\$0 |
| 98 | studio white | +\$0 |

Canvas Office Landscape® Storage

Glass Back Panel, Used with Floating Shelf

FV972.



Product Information

Description

This back-painted glass back panel mounts to an architectural wall and is to be used with the floating aluminum shelf. Back panel surface is writable. Attachment hardware included.

Notes

Order floating shelf, aluminum (FV434.) separately.

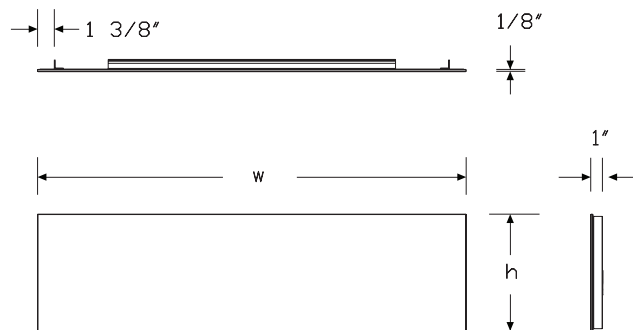
Glass back panels are optimized to support a 68"-high Canvas datum.

Glass back panels feature a 5"W×3/4"D vertical channel on each side for cable management.

See Canvas Office Landscape® Wall-Based and Private Office Planning Guide for exact dimensions.

For optimal magnetic performance, use rare earth magnets with glass back panel.

Dimensions



Specification Information

Step 1.

FV972.

Step 2. Mount Option

WM wall mount

Step 3. Surface Material

G glass

Step 4. Height

- 10A** 9 3/4" H between floating shelf and 15"H overhead at 68"H datum
- 13A** 12 1/2"H
- 14A** 14"H
- 19A** 19 7/8"H
- 20A** 20 1/2"H above a low credenza (3 7/8"H top and 2 1/4"H base) below floating shelf with 10"H glass and 15"H overhead

Step 5. Width

- 24** 24" wide
- 30** 30" wide
- 36** 36" wide
- 42** 42" wide
- 48** 48" wide
- 54** 54" wide
- 60** 60" wide
- 66** 66" wide
- 72** 72" wide
- 78** 78" wide
- 84** 84" wide
- 90** 90" wide
- 96** 96" wide

Step 6. Type

M magnetic

Prices for Steps 1-6.

| | 10A24M | 10A30M | 10A36M | 10A42M | 10A48M | 10A54M |
|--------------------|--------|--------|--------|--------|--------|--------|
| FV972. WM G | \$703 | 776 | 870 | 973 | 1062 | 1188 |
| | 10A60M | 10A66M | 10A72M | 10A78M | 10A84M | 10A90M |
| FV972. WM G | \$1318 | 1451 | 1583 | 1713 | 1843 | 1977 |
| | 10A96M | 13A24M | 13A30M | 13A36M | 13A42M | 13A48M |
| FV972. WM G | \$2107 | 852 | 967 | 1144 | 1254 | 1437 |

Glass Back Panel, Used with Floating Shelf *continued*

| | 13A54M | 13A60M | 13A66M | 13A72M | 13A78M | 13A84M |
|--------------------|--------|--------|--------|--------|--------|--------|
| FV972. WM G | \$1600 | 1783 | 1957 | 2136 | 2314 | 2461 |

| | 13A90M | 13A96M | 14A24M | 14A30M | 14A36M | 14A42M |
|--------------------|--------|--------|--------|--------|--------|--------|
| FV972. WM G | \$2666 | 2841 | 857 | 973 | 1107 | 1294 |

| | 14A48M | 14A54M | 14A60M | 14A66M | 14A72M | 14A78M |
|--------------------|--------|--------|--------|--------|--------|--------|
| FV972. WM G | \$1479 | 1661 | 1843 | 2029 | 2210 | 2399 |

| | 14A84M | 14A90M | 14A96M | 19A24M | 19A30M | 19A36M |
|--------------------|--------|--------|--------|--------|--------|--------|
| FV972. WM G | \$2584 | 2784 | 2945 | 1107 | 1313 | 1578 |

| | 19A42M | 19A48M | 19A54M | 19A60M | 19A66M | 19A72M |
|--------------------|--------|--------|--------|--------|--------|--------|
| FV972. WM G | \$1835 | 2092 | 2355 | 2614 | 2877 | 3144 |

| | 19A78M | 19A84M | 19A90M | 19A96M | 20A24M | 20A30M |
|--------------------|--------|--------|--------|--------|--------|--------|
| FV972. WM G | \$3399 | 3663 | 3921 | 4186 | 1128 | 1351 |

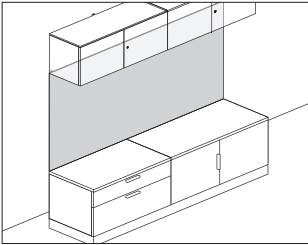
| | 20A36M | 20A42M | 20A48M | 20A54M | 20A60M | 20A66M |
|--------------------|--------|--------|--------|--------|--------|--------|
| FV972. WM G | \$1620 | 1893 | 2165 | 2430 | 2703 | 2966 |

| | 20A72M | 20A78M | 20A84M | 20A90M | 20A96M |
|--------------------|--------|--------|--------|--------|--------|
| FV972. WM G | \$3237 | 3508 | 3773 | 4047 | 4316 |

| Step 7. Finish | | |
|----------------|----------------|------|
| 8Q | folkstone grey | +\$0 |
| 91 | white | +\$0 |
| 98 | studio white | +\$0 |

Wall-Mount Fabric Tackboard, for use with Canvas Private Office

FV990.



Product Information

Description

When used with a Canvas Private Office setting, this fabric tackboard can mount to a wall above a desk or credenza worksurface (at 28½" high) or low credenza with or without the presence of overhead storage. Standard heights provided within FV990 are designed to utilize storage with a 2¼" plinth base (with a ⅜" thin or 1¼" thick top) at a 68"-high Canvas datum. This product can also be used as a stand-alone product on an architectural wall.

Notes

This tackboard does not facilitate wire/cord drop. If wire management is desired, order fabric back panel (FV930., FV930V., or FV932.). Patterned fabrics will not be pattern-matched when 2 tackboards are placed side-by-side. For additional sizes and custom needs, use our Made-to-Measure+ tool to customize dimensions to tenth-of-an-inch precision within 8-48"H×96"W or 8-96"H×48"W size capabilities using Exact Size Wall-Mount Fabric Tackboard (FV990V.).

Tackboard accepts Customer's Own Material (COM). Yardage is estimated for directional, 54"-wide fabrics. COM yardage requirements for both FV990 and FV990V are as follows:

For tackable fabric (T)

Height—Yardage

16A or H01—0.75

23A, 24A, or H02—0.95

30A, 31A, or H03—1.15

38A or H04—1.35

H05—1.50

45A, 46A, or H06—1.75

H07—2.10

H08—2.25

H09—2.65

H10—2.90

For tackable fabric, horizontal (R)

Width—Yardage

12"–24"—0.95

24.1"–30"—1.10

30.1"–36"—1.25

36.1"–42"—1.45

42.1"–48"—1.60

48.1"–54"—1.75

54.1"–60"—1.95

60.1"–66"—2.10

66.1"–72"—2.25

72.1"–78"—2.55

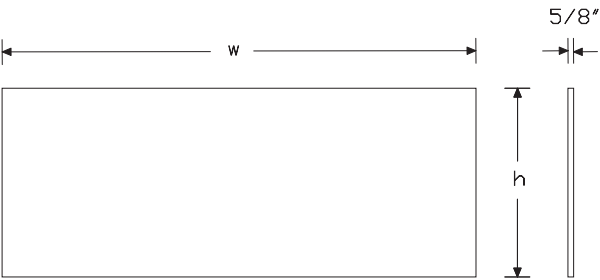
78.1"–84"—2.65

84.1"–90"—2.80

90.1"–96"—2.90

For information on multiple quantities or nondirectional fabrics, contact COM Department. See Order Information in Appendices. For exact dimensions and application assistance, see Canvas Private Office Enhancements Planning Guide.

Dimensions



Canvas Office Landscape® Storage

Wall-Mount Fabric Tackboard, for use with Canvas Private Office

continued

Specification Information

Step 1.

FV990. [A](#)

Step 2. Application

C1 for use with Canvas 2-1/4" plinth base or 28.5"h worksurface at a 68"H datum [A](#)

Step 3. Height

16A 16"h to go between a worksurface (28.5"h) and a 22"h overhead [A](#)

23A 23.5"h to go between a worksurface (28.5"h) and 15"h overhead or between a low credenza (1 1/4" thick top) and 22"h overhead [A](#)

24A 24"h to go between a low credenza (3/8" thin top) and a 22"h overhead [A](#)

30A 30.8"h to go between a low credenza (1 1/4" thick top) and a 15"h overhead [A](#)

31A 31.5"h to go between a low credenza (3/8" thin top) and a 15"h overhead [A](#)

38A 38.3"h to go above a worksurface (28.5"h) without an overhead [A](#)

45A 45.7"h to go above a low credenza (1 1/4" thick top) without an overhead [A](#)

46A 46.3"h to go above a low credenza (3/8" thin top) without an overhead [A](#)

Step 4. Width

24 24" wide [A](#)

30 30" wide [A](#)

36 36" wide [A](#)

42 42" wide [A](#)

48 48" wide [A](#)

54 54" wide [A](#)

60 60" wide [A](#)

66 66" wide [A](#)

72 72" wide [A](#)

78 78" wide [A](#)

84 84" wide [A](#)

90 90" wide [A](#)

96 96" wide [A](#)

Step 5. Surface Material

For 24" wide (24), 30" wide (30), 36" wide (36), 42" wide (42), or 48" wide (48)

R tackable fabric, horizontal [A](#)

T tackable fabric [A](#)

For 54" wide (54), 60" wide (60), 66" wide (66), 72" wide (72), 78" wide (78), 84" wide (84), 90" wide (90), or 96" wide (96)

R tackable fabric, horizontal [A](#)

Prices for Steps 1-5.

| | | 24R | 24T | 30R | 30T | 36R | 36T |
|------------------|------------|-------|-----|------|------|------|------|
| FV990. C1 | 16A | \$210 | 210 | 250 | 250 | 293 | 293 |
| | 23A | \$372 | 372 | 414 | 414 | 455 | 455 |
| | 24A | \$372 | 372 | 414 | 414 | 455 | 455 |
| | 30A | \$420 | 420 | 463 | 463 | 514 | 514 |
| | 31A | \$420 | 420 | 463 | 463 | 514 | 514 |
| | 38A | \$473 | 473 | 526 | 526 | 571 | 571 |
| | 45A | \$532 | 532 | 589 | 589 | 641 | 641 |
| | 46A | \$532 | 532 | 589 | 589 | 641 | 641 |
| | | 42R | 42T | 48R | 48T | 54R | 60R |
| FV990. C1 | 16A | \$337 | 337 | 382 | 382 | 446 | 464 |
| | 23A | \$500 | 500 | 548 | 548 | 659 | 678 |
| | 24A | \$500 | 500 | 548 | 548 | 659 | 678 |
| | 30A | \$550 | 550 | 592 | 592 | 707 | 724 |
| | 31A | \$550 | 550 | 592 | 592 | 707 | 724 |
| | 38A | \$623 | 623 | 671 | 671 | 801 | 821 |
| | 45A | \$698 | 698 | 751 | 751 | 898 | 920 |
| | 46A | \$698 | 698 | 751 | 751 | 898 | 920 |
| | | 66R | 72R | 78R | 84R | 90R | 96R |
| FV990. C1 | 16A | \$482 | 501 | 540 | 581 | 627 | 687 |
| | 23A | \$697 | 717 | 751 | 796 | 851 | 912 |
| | 24A | \$697 | 717 | 751 | 796 | 851 | 912 |
| | 30A | \$741 | 798 | 854 | 901 | 966 | 1042 |
| | 31A | \$741 | 798 | 854 | 901 | 966 | 1042 |
| | 38A | \$841 | 873 | 921 | 966 | 1017 | 1079 |
| | 45A | \$942 | 974 | 1024 | 1080 | 1142 | 1216 |
| | 46A | \$942 | 974 | 1024 | 1080 | 1142 | 1216 |

Wall-Mount Fabric Tackboard, for use with Canvas Private Office

continued

Canvas Office Landscape® Storage

Step 6. Fabric

See application chart and textiles list for fabric usage and numbers.

First 2 digits of number indicate fabric line; remaining digit(s) indicate fabric color.

For 16"h to go between a worksurface (28.5"h) and a 22"h overhead (16A)

| | |
|------------------|--------|
| Price Category 1 | +\$0 |
| Price Category 2 | +\$25 |
| Price Category 3 | +\$44 |
| Price Category 4 | +\$66 |
| Price Category 5 | +\$136 |
| Price Category B | +\$49 |
| Price Category C | +\$67 |
| Price Category D | +\$85 |
| Price Category E | +\$103 |
| Price Category F | +\$133 |

For 23.5"h to go between a worksurface (28.5"h) and 15"h overhead or between a low credenza (1 $\frac{1}{4}$ " thick top) and 22"h overhead (23A) or 24"h to go between a low credenza (2 $\frac{1}{8}$ " thin top) and a 22"h overhead (24A)

| | |
|------------------|--------|
| Price Category 1 | +\$0 |
| Price Category 2 | +\$30 |
| Price Category 3 | +\$50 |
| Price Category 4 | +\$79 |
| Price Category 5 | +\$163 |
| Price Category B | +\$65 |
| Price Category C | +\$89 |
| Price Category D | +\$113 |
| Price Category E | +\$137 |
| Price Category F | +\$176 |

For 30.8"h to go between a low credenza (1 $\frac{1}{4}$ " thick top) and a 15"h overhead (30A) or 31.5"h to go between a low credenza (2 $\frac{1}{8}$ " thin top) and a 15"h overhead (31A)

| | |
|------------------|--------|
| Price Category 1 | +\$0 |
| Price Category 2 | +\$35 |
| Price Category 3 | +\$56 |
| Price Category 4 | +\$92 |
| Price Category 5 | +\$190 |
| Price Category B | +\$81 |
| Price Category C | +\$111 |
| Price Category D | +\$141 |
| Price Category E | +\$171 |
| Price Category F | +\$219 |

For 38.3"h to go above a worksurface (28.5"h) without an overhead (38A)

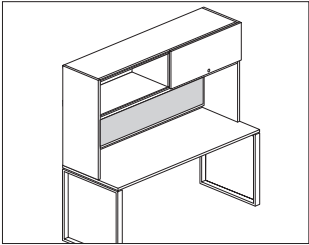
| | |
|------------------|--------|
| Price Category 1 | +\$0 |
| Price Category 2 | +\$40 |
| Price Category 3 | +\$62 |
| Price Category 4 | +\$105 |
| Price Category 5 | +\$217 |
| Price Category B | +\$97 |
| Price Category C | +\$133 |
| Price Category D | +\$169 |
| Price Category E | +\$205 |
| Price Category F | +\$262 |

For 45.7"h to go above a low credenza (1 $\frac{1}{4}$ " thick top) without an overhead (45A) or 46.3"h to go above a low credenza (2 $\frac{1}{8}$ " thin top) without an overhead (46A)

| | |
|------------------|--------|
| Price Category 1 | +\$0 |
| Price Category 2 | +\$50 |
| Price Category 3 | +\$74 |
| Price Category 4 | +\$131 |
| Price Category 5 | +\$271 |
| Price Category B | +\$129 |
| Price Category C | +\$177 |
| Price Category D | +\$225 |
| Price Category E | +\$273 |
| Price Category F | +\$348 |

Tackboard

FV980.



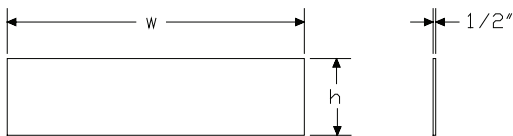
Product Information

Description
This tackboard attaches below a hutch.

Notes

For additional product options, see Vary Easy Program in Appendices.
For hutch-mount (HM), match tackboard width to hutch width.
Vary Easy Program offers the tackboard in 15" to 30"-high in 1" increments and 24"-72"-wide in 1" increments
Tackboard accepts Customer's Own Material (COM). Yardage is estimated for directional, 54"-wide fabrics.
For hutch mounted (HM) with tackable fabric, horizontal (R)
Width—Yardage
59", 60"—1.86
65", 66"—2.02
71", 72"—2.19
For information on multiple quantities or nondirectional fabrics, contact COM Department. See Order Information in Appendices.

Dimensions



Specification Information

Step 1.
FV980.

Step 2. Mount Option
HM hutch mounted

Step 3. Height

For hutch mounted (HM)
12 12" high
15 15" high

Step 4. Width

For hutch mounted (HM)
59 59" wide
60 60" wide
65 65" wide
66 66" wide
71 71" wide
72 72" wide

Step 5. Surface Material

For 59" wide (59), 60" wide (60), 65" wide (65), 66" wide (66), 71" wide (71), or 72" wide (72)
R tackable fabric, horizontal

Prices for Steps 1-5.

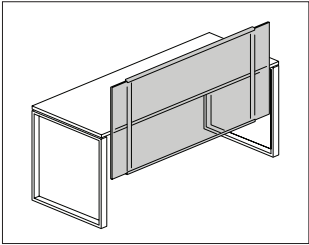
| | | 59R | 60R | 65R | 66R | 71R | 72R |
|------------------|-----------|-------|-----|-----|-----|-----|-----|
| FV980. HM | 12 | \$445 | 445 | 460 | 460 | 477 | 477 |
| | 15 | \$460 | 460 | 477 | 477 | 496 | 496 |

Step 6. Fabric
*See application chart and textiles list for fabric usage and numbers.
First 2 digits of number indicate fabric line; remaining digit(s) indicate fabric color.*

Canvas Office Landscape® Storage

| | |
|--------------------------|--------|
| <i>For 12" high (12)</i> | |
| Price Category 1 | +\$0 |
| Price Category 2 | +\$23 |
| Price Category 3 | +\$40 |
| Price Category 4 | +\$61 |
| Price Category 5 | +\$124 |
| Price Category B | +\$42 |
| Price Category C | +\$56 |
| Price Category D | +\$72 |
| Price Category E | +\$86 |
| Price Category F | +\$113 |

| | |
|--------------------------|--------|
| <i>For 15" high (15)</i> | |
| Price Category 1 | +\$0 |
| Price Category 2 | +\$25 |
| Price Category 3 | +\$44 |
| Price Category 4 | +\$66 |
| Price Category 5 | +\$136 |
| Price Category B | +\$49 |
| Price Category C | +\$67 |
| Price Category D | +\$85 |
| Price Category E | +\$103 |
| Price Category F | +\$133 |

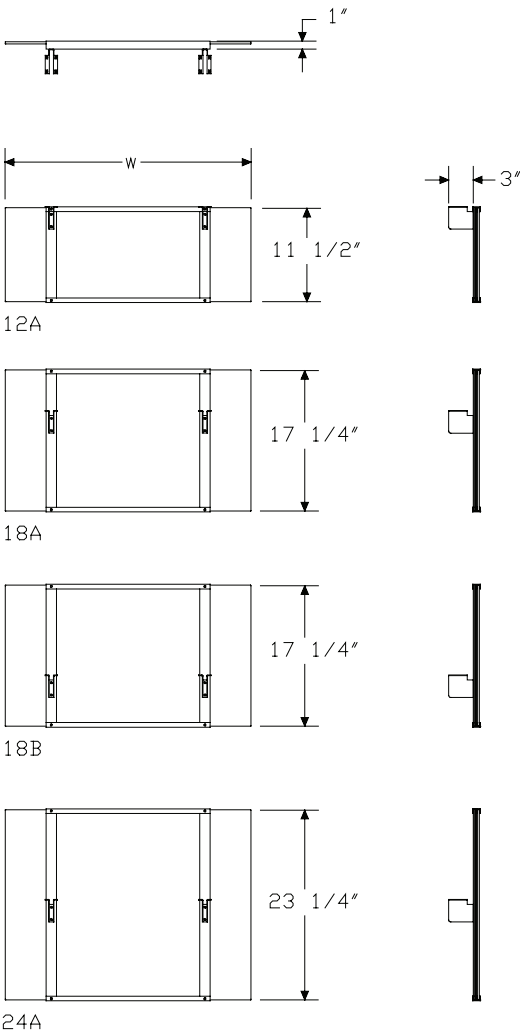


Product Information

Description
This screen attaches to a desk or return. It has a 1"-thick frame with a 1/4"-thick translucent or painted surface. Attachment hardware included.

Notes
When attaching the 12"-high screen to a basic desk or return, specify screen width 6" less than surface width.
When attaching a screen of any height to a single pedestal desk or pedestal return, specify screen width 18" less than surface width.
When attaching to a double pedestal desk, specify screen width 30" less than surface width.
When attached to surface, there is a 1 1/2" gap between the back edge and the screen.
For translucent plastic (A) surface material, screen frame finish is metallic silver (MS). For painted (P) surface material, screen frame finish will match bracket finish (Step 6).
For cable management between screen and back edge of surface, specify cable manager (FV695.) separately.

Dimensions



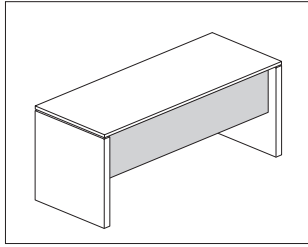
| Specification Information | | | | | | | |
|---|----------------------------------|--------|------|------|------|------|------|
| Step 1. | | | | | | | |
| FV694. | | | | | | | |
| Step 2. Surface Material | | | | | | | |
| A | translucent plastic | | | | | | |
| P | painted | | | | | | |
| Step 3. Height | | | | | | | |
| For painted (P) | | | | | | | |
| 12A | 12" below work surface | | | | | | |
| For translucent plastic (A) | | | | | | | |
| 12A | 12" below work surface | | | | | | |
| 18A | 6" above/12" below work surface | | | | | | |
| 18B | 12" above/6" below work surface | | | | | | |
| 24A | 12" above/12" below work surface | | | | | | |
| Step 4. Width | | | | | | | |
| For 12" below work surface (12A) | | | | | | | |
| 30 | 30" wide | | | | | | |
| 36 | 36" wide | | | | | | |
| 42 | 42" wide | | | | | | |
| 48 | 48" wide | | | | | | |
| 54 | 54" wide | | | | | | |
| 60 | 60" wide | | | | | | |
| 66 | 66" wide | | | | | | |
| 72 | 72" wide | | | | | | |
| For 6" above/12" below work surface (18A), 12" above/6" below work surface (18B), or 12" above/12" below work surface (24A) | | | | | | | |
| 30 | 30" wide | | | | | | |
| 36 | 36" wide | | | | | | |
| 42 | 42" wide | | | | | | |
| 48 | 48" wide | | | | | | |
| 54 | 54" wide | | | | | | |
| Prices for Steps 1-4. | | | | | | | |
| | | 30 | 36 | 42 | 48 | 54 | 60 |
| FV694. A | 12A | \$973 | 1014 | 1053 | 1089 | 1131 | 1169 |
| | 18A | \$1025 | 1066 | 1107 | 1147 | 1186 | — |
| | 18B | \$1025 | 1066 | 1107 | 1147 | 1186 | — |
| | 24A | \$1169 | 1218 | 1261 | 1310 | 1355 | — |
| | P 12A | \$888 | 921 | 954 | 995 | 1027 | 1062 |

| | | | |
|-----------------|--------------|-----------|-----------|
| | | 66 | 72 |
| FV694. A | 12A | \$1208 | 1245 |
| | P 12A | \$1097 | 1132 |

| | | |
|------------------------------------|--------------------|-------|
| Step 5. Surface Finish | | |
| Sand Texture Paint | | |
| <i>For painted (P)</i> | | |
| 8Q | folkstone grey | +\$0 |
| 91 | white | +\$0 |
| 98 | studio white | +\$0 |
| BK | black | +\$0 |
| CL | cool grey neutral | +\$0 |
| G1 | graphite | +\$0 |
| WL | sandstone | +\$0 |
| WN | warm grey neutral | +\$0 |
| Metallic Paint | | |
| <i>For painted (P)</i> | | |
| CN | metallic champagne | +\$0 |
| EH | metallic bronze | +\$0 |
| MS | metallic silver | +\$0 |
| SNA | satin aluminum | +\$10 |
| SNB | satin bronze | +\$10 |
| SNC | satin carbon | +\$10 |
| Translucent Plastic | | |
| <i>For translucent plastic (A)</i> | | |
| J9 | opal frosted | +\$0 |
| Step 6. Bracket Finish | | |
| 8Q | folkstone grey | +\$0 |
| 91 | white | +\$0 |
| 98 | studio white | +\$0 |
| BK | black | +\$0 |
| CL | cool grey neutral | +\$0 |
| G1 | graphite | +\$0 |
| WL | sandstone | +\$0 |
| WN | warm grey neutral | +\$0 |
| Metallic Paint | | |
| CN | metallic champagne | +\$0 |
| EH | metallic bronze | +\$0 |
| MS | metallic silver | +\$0 |
| SNA | satin aluminum | +\$10 |
| SNB | satin bronze | +\$10 |
| SNC | satin carbon | +\$10 |

Modesty Panel

FV697.



Product Information

Description

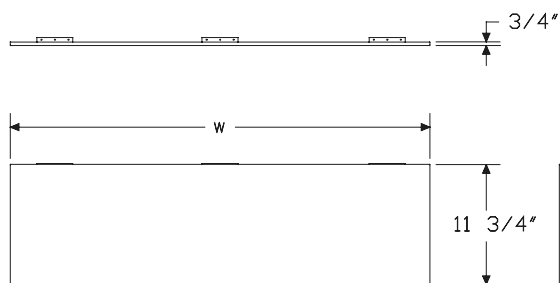
This modesty panel attaches to a closed-leg rectangular or concave rectangular desk to provide partial- or full-height enclosure below the surface and increase stability. The panel can be mounted inset from the back edge of the desk, or flush with the back edge for knee clearance. Available in laminate or veneer. Attachment hardware included.

Notes

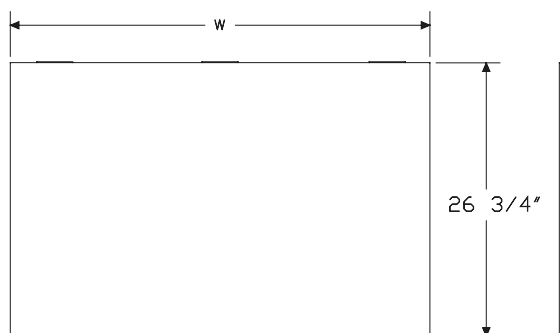
Modesty panel spans between 2 closed support legs (FV2E2.24, .30, or .36) and attaches to the closed support legs and underside of a surface. It does not work with shared closed support legs.

Grain direction is vertical on veneer and wood-grain laminate panel. Wood-grain laminate option is only available in 36" - 60" widths.

Dimensions



Half Modesty Panel



Full Modesty Panel

Specification Information

Step 1.

FV697.

Step 2. Width

| | |
|-----------|----------|
| 60 | 60" wide |
| 66 | 66" wide |
| 72 | 72" wide |
| 84 | 84" wide |
| 96 | 96" wide |

Step 3. Modesty Panel Type

| | |
|----------|--------------------|
| F | full modesty panel |
| H | half modesty panel |

Step 4. Surface Material

| | |
|----------|---|
| H | high-pressure laminate with thermoplastic edge A |
| L | thermally-fused laminate with thermoplastic edge |
| W | veneer A |

Prices for Steps 1-4.

| | H | L | W |
|--------------------|----------|----------|----------|
| FV697. 60 F | \$902 | 721 | 1578 |
| H | \$634 | 507 | 886 |
| 66 F | \$990 | 792 | 1728 |
| H | \$694 | 555 | 982 |
| 72 F | \$1081 | 865 | 1892 |
| H | \$754 | 604 | 1079 |
| 84 F | \$1256 | 1005 | 2204 |
| H | \$778 | 623 | 1268 |
| 96 F | \$1441 | 1153 | 2526 |
| H | \$847 | 641 | 1467 |

Step 5. Surface Finish

Solid-Color Laminate

For 60" wide (60) with thermally-fused laminate with thermoplastic edge (L)

| | | |
|-----------|-------------------|------|
| 8Q | folkstone grey | +\$0 |
| 91 | white | +\$0 |
| 98 | studio white | +\$0 |
| CL | cool grey neutral | +\$0 |
| LU | soft white | +\$0 |
| WL | sandstone | +\$0 |
| WN | warm grey neutral | +\$0 |

Linen Laminate

For 60" wide (60) with thermally-fused laminate with thermoplastic edge (L)

| | | |
|------------|---------------|------|
| LBN | classic linen | +\$0 |
|------------|---------------|------|

Twill Laminate

For 60" wide (60) with thermally-fused laminate with thermoplastic edge (L)

| | | |
|------------|----------------|------|
| LBF | neutral twill | +\$0 |
| LBJ | graphite twill | +\$0 |
| LBQ | white twill | +\$0 |

Wood-Grain Laminate

For 60" wide (60) with thermally-fused laminate with thermoplastic edge (L)

| | | |
|------------|---------------------|------|
| 76 | light brown walnut | +\$0 |
| HM | natural maple | +\$0 |
| HP | light anigre | +\$0 |
| HX | aged cherry | +\$0 |
| LBA | clear on ash | +\$0 |
| LBR | phantom ecru | +\$0 |
| LBS | phantom cocoa | +\$0 |
| LBU | medium matte walnut | +\$0 |
| LBV | warm grey teak | +\$0 |
| LBB | oak on ash | +\$0 |
| LBC | walnut on ash | +\$0 |

Solid-Color Laminate

For 66" wide (66), 72" wide (72), 84" wide (84), or 96" wide (96) with thermally-fused laminate with thermoplastic edge (L)

| | | |
|-----------|-------------------|------|
| 8Q | folkstone grey | +\$0 |
| 91 | white | +\$0 |
| 98 | studio white | +\$0 |
| CL | cool grey neutral | +\$0 |
| LU | soft white | +\$0 |
| WL | sandstone | +\$0 |
| WN | warm grey neutral | +\$0 |

Wood Veneer

For veneer (W)

| | | |
|------------|-----------------------------|-------|
| 2U | light brown walnut A | +\$50 |
| 40 | dark brown walnut | +\$50 |
| CHD | noble cherry | +\$50 |
| ET | clear on ash A | +\$50 |
| EU | oak on ash A | +\$50 |
| EV | walnut on ash A | +\$50 |
| EW | medium matte walnut | +\$50 |
| UL | natural maple A | +\$50 |
| WHN | natural white oak | +\$50 |

For 60" wide (60) with high-pressure laminate with thermoplastic edge (H)

| | | |
|------------|------------------------------|------|
| 76 | light brown walnut | +\$0 |
| 8Q | folkstone grey | +\$0 |
| 91 | white | +\$0 |
| 98 | studio white | +\$0 |
| CL | cool grey neutral | +\$0 |
| HF | inner tone light | +\$0 |
| HM | natural maple | +\$0 |
| HP | light anigre | +\$0 |
| HX | aged cherry | +\$0 |
| LBA | clear on ash | +\$0 |
| LBB | oak on ash | +\$0 |
| LBC | walnut on ash | +\$0 |
| LBF | neutral twill | +\$0 |
| LBJ | graphite twill | +\$0 |
| LBN | classic linen | +\$0 |
| LBQ | white twill | +\$0 |
| LBR | phantom ecru A | +\$0 |
| LBS | phantom cocoa A | +\$0 |
| LBU | medium matte walnut A | +\$0 |
| LBV | warm grey teak A | +\$0 |
| LT | light tone | +\$0 |
| LU | soft white | +\$0 |
| OG | honey maple A | +\$0 |
| WL | sandstone | +\$0 |
| WN | warm grey neutral | +\$0 |

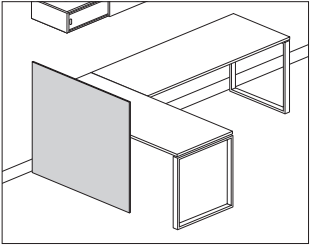
Modesty Panel *continued*

*For 66" wide (66), 72" wide (72), 84" wide (84), or 96" wide (96) with
high-pressure laminate with thermoplastic edge (H)*

| | | |
|------------|-------------------|------|
| 8Q | folkstone grey | +\$0 |
| 91 | white | +\$0 |
| 98 | studio white | +\$0 |
| CL | cool grey neutral | +\$0 |
| HF | inner tone light | +\$0 |
| LBN | classic linen | +\$0 |
| LT | light tone | +\$0 |
| LU | soft white | +\$0 |
| WL | sandstone | +\$0 |
| WN | warm grey neutral | +\$0 |

Privacy Panel

FV693.

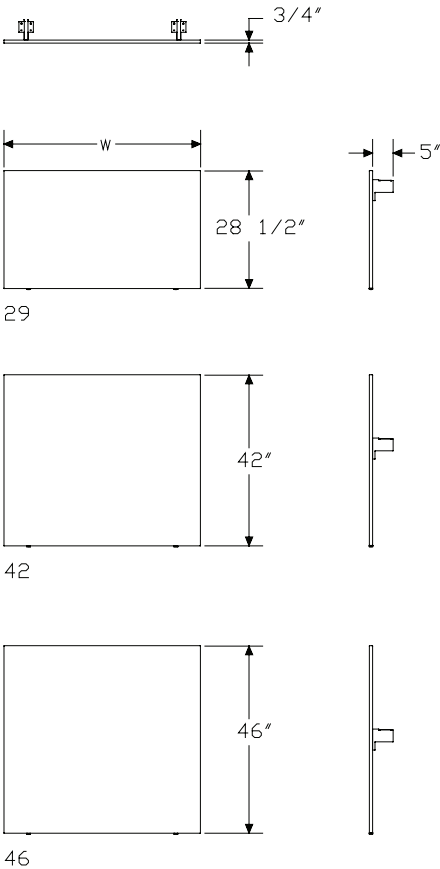


Product Information

Description
This panel stands on the floor and attaches to a desk or return to provide partial- or full-width privacy. It is 3/4" thick, has a laminate or veneer surface, and includes leveling glides. Attachment hardware included.

Notes
For additional product options, see Vary Easy Program in Appendices.
Grain direction is vertical on veneer and wood-grain laminate panel.
29"-high panel provides modesty from the floor to the surface. 42"- and 46"-high panels rise above the surface for visual privacy.
When attached to surface, there is a 1 1/2" gap between the back edge and the panel.
Wood-grain laminate option is only available in 33" - 60" widths.
Specify 2 panels to match the width of surfaces wider than 60".
For cable management between privacy panel and back edge of surface, specify cable manager (FV695.) separately.

Dimensions



Specification Information

Step 1.

FV693.

Step 2. Height

29 29" high

42 42" high

46 46" high

Step 3. Width

For 29" high (29)

33 33" wide

36 36" wide

48 48" wide

54 54" wide

60 60" wide

66 66" wide

72 72" wide

84 84" wide

For 42" high (42) or 46" high (46)

48 48" wide

54 54" wide

60 60" wide

72 72" wide

Step 4. Surface Material

L high-pressure laminate

W veneer A

Prices for Steps 1-4.

| | L | W |
|---------------------|----------|----------|
| FV693. 29 33 | \$402 | 870 |
| 36 | \$436 | 948 |
| 48 | \$577 | 1263 |
| 54 | \$648 | 1416 |
| 60 | \$721 | 1578 |
| 66 | \$792 | 1728 |
| 72 | \$865 | 1892 |
| 84 | \$1005 | 2204 |
| 42 48 | \$699 | 1666 |
| 54 | \$784 | 1873 |
| 60 | \$870 | 2085 |
| 72 | \$1045 | 2501 |

| | | |
|--------------|--------|------|
| 46 48 | \$732 | 1742 |
| 54 | \$826 | 1968 |
| 60 | \$916 | 2184 |
| 72 | \$1095 | 2615 |

Step 5. Surface Finish

Solid-Color Laminate

For 33" wide (33), 36" wide (36), 48" wide (48), 54" wide (54), or 60" wide (60) with high-pressure laminate (L)

| | | |
|-----------|-------------------|------|
| 8Q | folkstone grey | +\$0 |
| 91 | white | +\$0 |
| 98 | studio white | +\$0 |
| CL | cool grey neutral | +\$0 |
| LU | soft white | +\$0 |
| WL | sandstone | +\$0 |
| WN | warm grey neutral | +\$0 |

Linen Laminate

For 33" wide (33), 36" wide (36), 48" wide (48), 54" wide (54), or 60" wide (60) with high-pressure laminate (L)

| | | |
|------------|---------------|------|
| LBN | classic linen | +\$0 |
|------------|---------------|------|

Twill Laminate

For 33" wide (33), 36" wide (36), 48" wide (48), 54" wide (54), or 60" wide (60) with high-pressure laminate (L)

| | | |
|------------|----------------|------|
| LBF | neutral twill | +\$0 |
| LBJ | graphite twill | +\$0 |
| LBQ | white twill | +\$0 |

Wood-Grain Laminate

For 33" wide (33), 36" wide (36), 48" wide (48), 54" wide (54), or 60" wide (60) with high-pressure laminate (L)

| | | |
|------------|---------------------|------|
| 76 | light brown walnut | +\$0 |
| HM | natural maple | +\$0 |
| HP | light anigre | +\$0 |
| HX | aged cherry | +\$0 |
| LBA | clear on ash | +\$0 |
| LBR | phantom ecru | +\$0 |
| LBS | phantom cocoa | +\$0 |
| LBU | medium matte walnut | +\$0 |
| LBV | warm grey teak | +\$0 |
| LBB | oak on ash | +\$0 |
| LBC | walnut on ash | +\$0 |

Solid-Color Laminate

For 66" wide (66), 72" wide (72), or 84" wide (84) with high-pressure laminate (L)

| | | |
|-----------|-------------------|------|
| 8Q | folkstone grey | +\$0 |
| 91 | white | +\$0 |
| 98 | studio white | +\$0 |
| CL | cool grey neutral | +\$0 |
| LU | soft white | +\$0 |
| WL | sandstone | +\$0 |
| WN | warm grey neutral | +\$0 |

Wood Veneer

For veneer (W)

| | | |
|------------|--|-------|
| 2U | light brown walnut A | +\$85 |
| 40 | dark brown walnut | +\$85 |
| CHD | noble cherry | +\$85 |
| ET | clear on ash A | +\$85 |
| EU | oak on ash A | +\$85 |
| EV | walnut on ash A | +\$85 |
| EW | medium matte walnut | +\$85 |
| UL | natural maple A | +\$85 |
| WHN | natural white oak | +\$85 |

Step 6. Support Finish

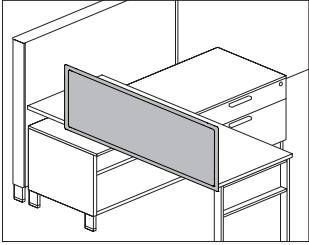
Metallic Paint

| | | |
|------------|--------------------|-------|
| CN | metallic champagne | +\$0 |
| EH | metallic bronze | +\$0 |
| MS | metallic silver | +\$0 |
| SNA | satin aluminum | +\$10 |
| SNB | satin bronze | +\$10 |
| SNC | satin carbon | +\$10 |

Sand Texture Paint

| | | |
|-----------|-------------------|------|
| 8Q | folkstone grey | +\$0 |
| 91 | white | +\$0 |
| 98 | studio white | +\$0 |
| BK | black | +\$0 |
| CL | cool grey neutral | +\$0 |
| G1 | graphite | +\$0 |
| WL | sandstone | +\$0 |
| WN | warm grey neutral | +\$0 |

Pari Screen, Surface Attached FT351.



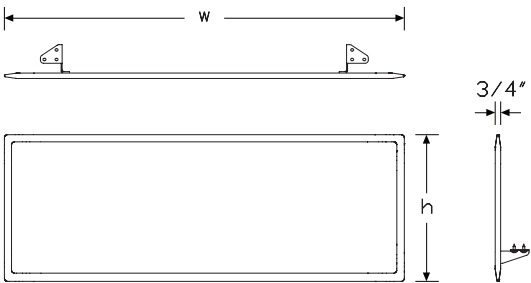
Product Information

Description
This tackable fabric screen attaches to a Canvas work surface to provide boundary with a tackable surface. Attachment hardware included.

Notes

Screen widths are actual dimensions, and extend to the end of Canvas work surfaces.
Screen extends 4" below surface to hide attachment hardware.
Screen can be flush with back edge of surface, or provide a 1" gap.
Screens 48" wide and wider include an additional 1"-wide center mounting bracket.
Screen accepts Customer's Own Material (COM). Yardage is estimated for nondirectional 54"-wide fabrics.
For vertical fabric direction (T):
Height—Yardage
42—1.49
46—1.73
53—2.18
For horizontal fabric direction (R):
Width—Yardage
40—1.34
42—1.51
46—1.62
48—1.71
52—1.81
54—1.90
60—2.07
66—2.27
72—2.46
For information on multiple quantities or directional fabrics, contact COM Department. See Order Information in Appendices.

Dimensions



Pari Screen, Surface Attached

continued

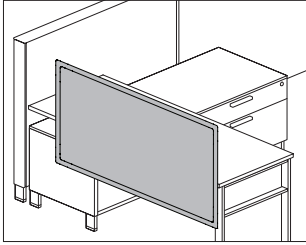
Canvas Office Landscape® Screens

| Specification Information | | | | | | | |
|---|--|--------------------------------|------|------|------|------|------|
| Step 1. | | | | | | | |
| FT351. <input type="text" value="A"/> | | | | | | | |
| Step 2. Attachment | | | | | | | |
| C | Canvas surface attached <input type="text" value="A"/> | | | | | | |
| Step 3. Height | | | | | | | |
| 42 | 42" high | <input type="text" value="A"/> | | | | | |
| 46 | 46" high | <input type="text" value="A"/> | | | | | |
| 53 | 53" high | <input type="text" value="A"/> | | | | | |
| Step 4. Width | | | | | | | |
| 40 | 39½" wide | <input type="text" value="A"/> | | | | | |
| 42 | 42" wide | <input type="text" value="A"/> | | | | | |
| 46 | 45½" wide | <input type="text" value="A"/> | | | | | |
| 48 | 48" wide | <input type="text" value="A"/> | | | | | |
| 52 | 51½" wide | <input type="text" value="A"/> | | | | | |
| 54 | 54" wide | <input type="text" value="A"/> | | | | | |
| 60 | 60" wide | <input type="text" value="A"/> | | | | | |
| 66 | 66" wide | <input type="text" value="A"/> | | | | | |
| 72 | 72" wide | <input type="text" value="A"/> | | | | | |
| Step 5. Surface Material | | | | | | | |
| For 39½" wide (40), 42" wide (42), 45½" wide (46), or 48" wide (48) | | | | | | | |
| R | tackable fabric, horizontal <input type="text" value="A"/> | | | | | | |
| T | tackable fabric <input type="text" value="A"/> | | | | | | |
| For 51½" wide (52) | | | | | | | |
| R | tackable fabric, horizontal <input type="text" value="A"/> | | | | | | |
| For 54" wide (54), 60" wide (60), 66" wide (66), or 72" wide (72) | | | | | | | |
| R | tackable fabric, horizontal <input type="text" value="A"/> | | | | | | |
| Prices for Steps 1-5. | | | | | | | |
| | | 40R | 40T | 42R | 42T | 46R | 46T |
| FT351. C | 42 | \$955 | 955 | 989 | 989 | 1001 | 1001 |
| | 46 | \$1033 | 1033 | 1071 | 1071 | 1123 | 1123 |
| | 53 | \$1249 | 1249 | 1349 | 1349 | 1406 | 1406 |
| | | 48R | 48T | 52R | 54R | 60R | 66R |
| FT351. C | 42 | \$1019 | 1019 | 1102 | 1129 | 1205 | 1292 |
| | 46 | \$1181 | 1181 | 1261 | 1292 | 1386 | 1461 |
| | 53 | \$1422 | 1422 | 1485 | 1503 | 1530 | 1573 |

| | | |
|---|-------------------------------|--------|
| | | 72R |
| FT351. C | 42 | \$1361 |
| | 46 | \$1517 |
| | 53 | \$1602 |
| Step 6. Bracket Finish | | |
| G2 | graphite satin A | +\$0 |
| Step 7. Fabric | | |
| For 39½" wide (40), 42" wide (42), 45½" wide (46), or 48" wide (48) | | |
| Price Category B | | +\$136 |
| Price Category 1 | | +\$0 |
| Price Category 2 | | +\$28 |
| Price Category 3 | | +\$65 |
| Price Category 4 | | +\$113 |
| Price Category 5 | | +\$0 |
| Price Category C | | +\$167 |
| Price Category E | | +\$281 |
| For 51½" wide (52), 54" wide (54), or 60" wide (60) | | |
| Price Category B | | +\$160 |
| Price Category 1 | | +\$0 |
| Price Category 2 | | +\$32 |
| Price Category 3 | | +\$78 |
| Price Category 4 | | +\$136 |
| Price Category 5 | | +\$0 |
| Price Category C | | +\$234 |
| Price Category E | | +\$281 |
| For 66" wide (66) or 72" wide (72) | | |
| Price Category B | | +\$190 |
| Price Category 1 | | +\$0 |
| Price Category 2 | | +\$40 |
| Price Category 3 | | +\$94 |
| Price Category 4 | | +\$162 |
| Price Category 5 | | +\$0 |
| Price Category C | | +\$234 |
| Price Category E | | +\$281 |

Pari Screen, Surface Attached with Modesty

FT353.



Product Information

Description

This tackable fabric screen attaches to a Canvas work surface to provide boundary and modesty with a tackable surface. An optional cable management trough is available. Trough finish is graphite. Attachment hardware included.

Notes

Screen widths are actual dimensions, and extend to the end of Canvas work surfaces.

Screen extends 10" below surface for modesty.

Screen can be flush with back edge of surface, or provide a 1" gap.

Screens 48" wide and wider include an additional 1"-wide center mounting bracket.

Screen accepts Customer's Own Material (COM). Yardage is estimated for nondirectional 54"-wide fabrics.

For vertical fabric direction (T):

Height—Yardage

42—1.90

46—2.14

53—2.59

For horizontal fabric direction (R):

Width—Yardage

40—2.87

42—3.02

46—3.22

48—3.41

52—3.63

54—3.78

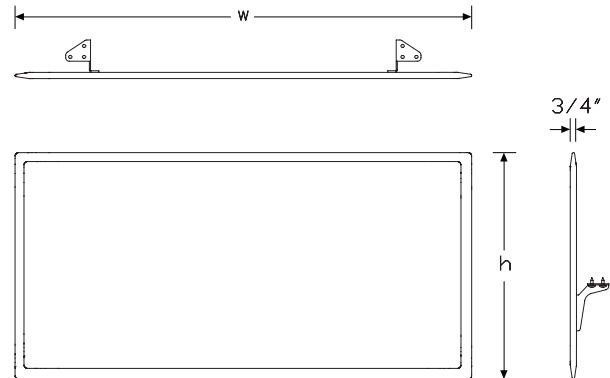
60—4.17

66—4.54

72—4.92

For information on multiple quantities or directional fabrics, contact COM Department. See Order Information in Appendices.

Dimensions



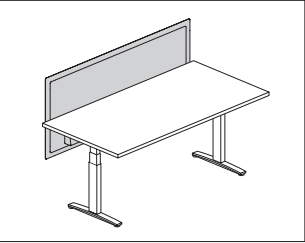
Pari Screen, Surface Attached with Modesty *continued*

| Specification Information | | | | | | | |
|--|--|------------|------------|------------|------------|------------|------------|
| Step 1. | | | | | | | |
| FT353. <input type="checkbox"/> A | | | | | | | |
| Step 2. Attachment | | | | | | | |
| C Canvas surface attached <input type="checkbox"/> A | | | | | | | |
| Step 3. Height | | | | | | | |
| A42 42" high/10" below surface <input type="checkbox"/> A | | | | | | | |
| A46 46" high/10" below surface <input type="checkbox"/> A | | | | | | | |
| A53 53" high/10" below surface <input type="checkbox"/> A | | | | | | | |
| Step 4. Width | | | | | | | |
| 40 39½" wide <input type="checkbox"/> A | | | | | | | |
| 42 42" wide <input type="checkbox"/> A | | | | | | | |
| 46 45½" wide <input type="checkbox"/> A | | | | | | | |
| 48 48" wide <input type="checkbox"/> A | | | | | | | |
| 52 51½" wide <input type="checkbox"/> A | | | | | | | |
| 54 54" wide <input type="checkbox"/> A | | | | | | | |
| 60 60" wide <input type="checkbox"/> A | | | | | | | |
| 66 66" wide <input type="checkbox"/> A | | | | | | | |
| 72 72" wide <input type="checkbox"/> A | | | | | | | |
| Step 5. Surface Material | | | | | | | |
| <i>For 39½" wide (40), 42" wide (42), 45½" wide (46), or 48" wide (48)</i> | | | | | | | |
| R tackable fabric, horizontal <input type="checkbox"/> A | | | | | | | |
| T tackable fabric <input type="checkbox"/> A | | | | | | | |
| <i>For 51½" wide (52)</i> | | | | | | | |
| R tackable fabric, horizontal <input type="checkbox"/> A | | | | | | | |
| <i>For 54" wide (54), 60" wide (60), 66" wide (66), or 72" wide (72)</i> | | | | | | | |
| R tackable fabric, horizontal <input type="checkbox"/> A | | | | | | | |
| Prices for Steps 1-5. | | | | | | | |
| | | 40R | 40T | 42R | 42T | 46R | 46T |
| FT353. C A42 | | \$1088 | 1088 | 1123 | 1123 | 1237 | 1237 |
| A46 | | \$1249 | 1249 | 1319 | 1319 | 1373 | 1373 |
| A53 | | \$1436 | 1436 | 1461 | 1461 | 1555 | 1555 |
| | | 48R | 48T | 52R | 54R | 60R | 66R |
| FT353. C A42 | | \$1249 | 1249 | 1375 | 1406 | 1436 | 1548 |
| A46 | | \$1417 | 1417 | 1471 | 1485 | 1573 | 1653 |
| A53 | | \$1573 | 1573 | 1608 | 1629 | 1684 | 1828 |

| | | |
|--|--|------------|
| | | 72R |
| FT353. C A42 | | \$1591 |
| A46 | | \$1692 |
| A53 | | \$1861 |
| Step 6. Cable Trough | | |
| NC | no cable way <input type="checkbox"/> A | +\$0 |
| CW | cable way <input type="checkbox"/> A | +\$25 |
| Step 7. Cable Trough Finish | | |
| G2 | graphite satin <input type="checkbox"/> A | +\$0 |
| Step 8. Bracket Finish | | |
| G2 | graphite satin <input type="checkbox"/> A | +\$0 |
| Step 9. Fabric | | |
| <i>For 39½" wide (40), 42" wide (42), 45½" wide (46), or 48" wide (48)</i> | | |
| Price Category B | | +\$244 |
| Price Category 1 | | +\$0 |
| Price Category 2 | | +\$43 |
| Price Category 3 | | +\$103 |
| Price Category 4 | | +\$180 |
| Price Category 5 | | +\$0 |
| Price Category C | | +\$336 |
| Price Category E | | +\$509 |
| <i>For 51½" wide (52), 54" wide (54), or 60" wide (60)</i> | | |
| Price Category B | | +\$322 |
| Price Category 1 | | +\$0 |
| Price Category 2 | | +\$62 |
| Price Category 3 | | +\$148 |
| Price Category 4 | | +\$257 |
| Price Category 5 | | +\$0 |
| Price Category C | | +\$436 |
| Price Category E | | +\$659 |
| <i>For 66" wide (66) or 72" wide (72)</i> | | |
| Price Category B | | +\$378 |
| Price Category 1 | | +\$0 |
| Price Category 2 | | +\$77 |
| Price Category 3 | | +\$185 |
| Price Category 4 | | +\$320 |
| Price Category 5 | | +\$0 |
| Price Category C | | +\$436 |
| Price Category E | | +\$659 |

Pari Screen, Height Adjustable
Tables

Y1116.



Product Information

Description

This screen attaches to an individual height adjustable work surface. It has an all-fabric, tackable surface with frameless design, and comes in privacy and modesty sizes. Attachment hardware included.

Notes

Privacy and modesty panel actual width is 2" less than specified width.

Privacy screen (A) top edge aligns with the 42" high Canvas datum line; bottom edge is 4" below work surface.

Privacy & modesty screen (B) top edge aligns with the 42" high Canvas datum line; bottom edge is 10" below work surface.

Privacy screen (C) top edge aligns with the 46" high Canvas datum line; bottom edge is 4" below work surface.

Privacy & modesty screen (D) top edge aligns with the 46" high Canvas datum line; bottom edge is 10" below work surface.

Privacy screen (E) top edge aligns with the 53" high Canvas datum line; bottom edge is 4" below work surface.

Privacy & modesty screen (F) top edge aligns with the 53" high Canvas datum line; bottom edge is 10" below work surface.

Screens 54" wide and wider include an additional 1"-wide center mounting bracket.

Recommended mounting creates a 1" gap between back edge of surface and the screen to accommodate cable routing and the attachment or clamp-mounting of other hardware to the surface.

Optional cable management trough is only available when specifying privacy & modesty height option (B). Trough finish is graphite.

Attachment brackets are inset from edge of screen by approximately 8" and require 2 1/2" of work surface for attachment.

Attachment bracket finish is painted graphite.

Screen accepts Customer's Own Material (COM). Yardage is estimated for nondirectional 54"-wide fabrics.

For vertical fabric direction (T):

Height—Yardage

A—1.51
B—1.89
C—1.76
D—2.14
E—2.21
F—2.58

For horizontal fabric direction (R):

Width—Yardage

For heights A/B:

24—0.88
30—1.07
36—1.26

42—1.45

48—1.64

54—1.83

60—2.02

66—2.21

72—2.39

For heights C/D/E/F:

24—1.76

30—2.14

36—2.52

42—2.90

48—3.28

54—3.65

60—4.03

66—4.41

72—4.79

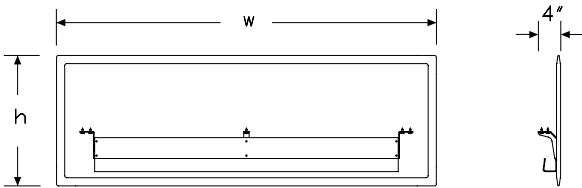
For information on multiple quantities or directional fabrics, contact COM Department. See Order Information in Appendices.

MicrobeCare™ is an antimicrobial coating applied to the fabric surface of this product.

MicrobeCare™ protects products from mold, mildew, algae, and bacteria that cause deterioration, discoloration, odors, and stains.

MicrobeCare™ is registered with the US Environmental Protection Agency (EPA).

Dimensions



Pari Screen, Height Adjustable Tables *continued*

| Specification Information | | | | | |
|--|---|-------|-----|------|-----|
| Step 1. | | | | | |
| Y1116. A | | | | | |
| Step 2. Height | | | | | |
| A | privacy (42" high) A | | | | |
| B | privacy & modesty (42" high/10" below surface) A | | | | |
| C | privacy (46" high) A | | | | |
| D | privacy & modesty (46" high/10" below surface) A | | | | |
| E | privacy (53" high) A | | | | |
| F | privacy & modesty (53" high/10" below surface) A | | | | |
| Step 3. Width | | | | | |
| 24 | 24" wide A | | | | |
| 30 | 30" wide A | | | | |
| 36 | 36" wide A | | | | |
| 42 | 42" wide A | | | | |
| 48 | 48" wide A | | | | |
| 54 | 54" wide A | | | | |
| 60 | 60" wide A | | | | |
| 66 | 66" wide A | | | | |
| 72 | 72" wide A | | | | |
| Step 4. Surface Material | | | | | |
| For 24" wide (24), 30" wide (30), 36" wide (36), 42" wide (42), or 48" wide (48) | | | | | |
| R | tackable fabric, horizontal A | | | | |
| T | tackable fabric A | | | | |
| D | tackable fabric, horizontal with MicrobeCare™ A | | | | |
| E | tackable fabric with MicrobeCare™ A | | | | |
| For 54" wide (54), 60" wide (60), 66" wide (66), or 72" wide (72) | | | | | |
| R | tackable fabric, horizontal A | | | | |
| D | tackable fabric, horizontal with MicrobeCare™ A | | | | |
| Prices for Steps 1-4. | | | | | |
| | | R | T | D | E |
| Y1116. A | 24 | \$539 | 539 | 606 | 606 |
| | 30 | \$626 | 626 | 691 | 691 |
| | 36 | \$650 | 650 | 716 | 716 |
| | 42 | \$689 | 689 | 756 | 756 |
| | 48 | \$714 | 714 | 781 | 781 |
| | 54 | \$784 | — | 850 | — |
| | 60 | \$842 | — | 909 | — |
| | 66 | \$900 | — | 968 | — |
| | 72 | \$950 | — | 1015 | — |

| | | | | | |
|----------|-----------|--------|------|------|------|
| B | 24 | \$651 | 651 | 717 | 717 |
| | 30 | \$698 | 698 | 763 | 763 |
| | 36 | \$742 | 742 | 807 | 807 |
| | 42 | \$784 | 784 | 850 | 850 |
| | 48 | \$870 | 870 | 936 | 936 |
| | 54 | \$979 | — | 1045 | — |
| | 60 | \$1004 | — | 1070 | — |
| | 66 | \$1080 | — | 1147 | — |
| | 72 | \$1107 | — | 1174 | — |
| C | 24 | \$613 | 613 | 679 | 679 |
| | 30 | \$656 | 656 | 722 | 722 |
| | 36 | \$702 | 702 | 768 | 768 |
| | 42 | \$745 | 745 | 811 | 811 |
| | 48 | \$823 | 823 | 888 | 888 |
| | 54 | \$905 | — | 970 | — |
| | 60 | \$1008 | — | 1074 | — |
| | 66 | \$1057 | — | 1123 | — |
| | 72 | \$1100 | — | 1165 | — |
| D | 24 | \$788 | 788 | 853 | 853 |
| | 30 | \$830 | 830 | 896 | 896 |
| | 36 | \$874 | 874 | 940 | 940 |
| | 42 | \$918 | 918 | 984 | 984 |
| | 48 | \$987 | 987 | 1055 | 1055 |
| | 54 | \$1035 | — | 1101 | — |
| | 60 | \$1097 | — | 1163 | — |
| | 66 | \$1152 | — | 1218 | — |
| | 72 | \$1182 | — | 1247 | — |
| E | 24 | \$806 | 806 | 872 | 872 |
| | 30 | \$850 | 850 | 916 | 916 |
| | 36 | \$894 | 894 | 959 | 959 |
| | 42 | \$964 | 964 | 1031 | 1031 |
| | 48 | \$992 | 992 | 1059 | 1059 |
| | 54 | \$1048 | — | 1116 | — |
| | 60 | \$1069 | — | 1136 | — |
| | 66 | \$1096 | — | 1162 | — |
| | 72 | \$1121 | — | 1187 | — |
| F | 24 | \$888 | 888 | 954 | 954 |
| | 30 | \$931 | 931 | 998 | 998 |
| | 36 | \$976 | 976 | 1042 | 1042 |
| | 42 | \$1020 | 1020 | 1086 | 1086 |
| | 48 | \$1098 | 1098 | 1164 | 1164 |
| | 54 | \$1136 | — | 1201 | — |
| | 60 | \$1178 | — | 1244 | — |
| | 66 | \$1274 | — | 1339 | — |
| | 72 | \$1299 | — | 1365 | — |

Pari Screen, Height Adjustable Tables *continued*

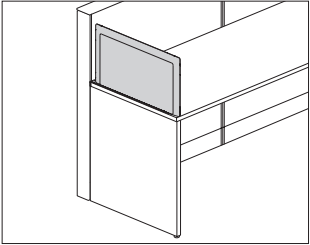
Step 5. Cable Trough

For privacy & modesty (42" high/10" below surface) (B), privacy & modesty (46" high/10" below surface) (D), or privacy & modesty (53" high/10" below surface) (F)

| | | |
|-----------|---------------------------------------|-------|
| NC | no cable way <input type="checkbox"/> | +\$0 |
| CW | cable way <input type="checkbox"/> | +\$25 |

Step 6. Fabric

| | |
|------------------|--------|
| Price Category 1 | +\$0 |
| Price Category 2 | +\$23 |
| Price Category 3 | +\$49 |
| Price Category 4 | +\$96 |
| Price Category 5 | +\$162 |
| Price Category B | +\$86 |
| Price Category C | +\$121 |
| Price Category E | +\$182 |



Product Information

Description

This tackable fabric screen attaches to a work surface either at the seam or at the right or left edge to provide division and boundary between workers. It attaches with no interference from supports below the work surface. Attachment hardware included.

Notes

Screen height is 13½" or 17½" above work surface, aligning with bead heights of 41" and 45".

Screen width matches work surface depths that have a 1" gap at the back edge.

2 attachment methods ship with the end-of-run right handed (CR) and end-of-run left handed (CL) screen. The screen can be installed using the bracket, or using threaded screws that drill bayonets directly into the surface. See planning guide for exact location of holes.

End-of-run screen does not work on Canvas Beam.

See planning guide for applications and other compatible product lines.

Screen accepts Customer's Own Material (COM). Yardage is estimated for nondirectional 54"-wide fabrics.

For vertical fabric direction (T):

Height—Yardage

42—1.19

46—1.45

For horizontal fabric direction (R):

Width—Yardage

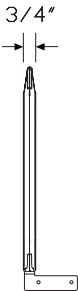
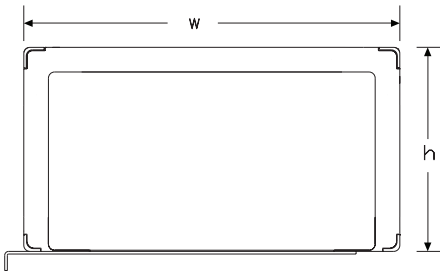
24—0.90

30—1.10

36—1.30

For information on multiple quantities or directional fabrics, contact COM Department. See Order Information in Appendices.

Dimensions



Specification Information
Step 1.
FT354. ☐
Step 2. Attachment Type
CL Canvas Surface Attached, End of Run Left Handed ☐
CR Canvas Surface Attached, End of Run Right Handed ☐
Step 3. Height
42 42" high ☐
46 46" high ☐
Step 4. Width
24 24" wide ☐
30 30" wide ☐
36 36" wide ☐
Step 5. Surface Material
R tackable fabric, horizontal ☐
T tackable fabric ☐
Prices for Steps 1-5.

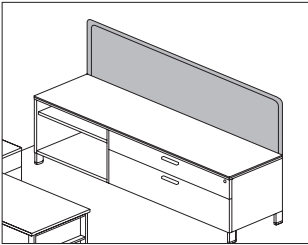
| | 24R | 24T | 30R | 30T | 36R | 36T |
|---------------------|------------|------------|------------|------------|------------|------------|
| FT354. CL 42 | \$1105 | 1105 | 1143 | 1143 | 1176 | 1176 |
| 46 | \$1163 | 1163 | 1208 | 1208 | 1256 | 1256 |
| CR 42 | \$1105 | 1105 | 1143 | 1143 | 1176 | 1176 |
| 46 | \$1163 | 1163 | 1208 | 1208 | 1256 | 1256 |

Step 6. Bracket Finish

| | | |
|------------|--|-------|
| 8Q | folkstone grey <input type="checkbox"/> | +\$0 |
| 91 | white <input type="checkbox"/> | +\$0 |
| 98 | studio white <input type="checkbox"/> | +\$0 |
| BK | black <input type="checkbox"/> | +\$0 |
| G1 | graphite <input type="checkbox"/> | +\$0 |
| SNA | satin aluminum <input type="checkbox"/> | +\$10 |
| SNB | satin bronze <input type="checkbox"/> | +\$10 |
| SNC | satin carbon <input type="checkbox"/> | +\$10 |
| WL | sandstone <input type="checkbox"/> | +\$0 |
| WN | warm grey neutral <input type="checkbox"/> | +\$0 |

Step 7. Fabric

| | |
|------------------|--------|
| Price Category B | +\$378 |
| Price Category 1 | +\$0 |
| Price Category 2 | +\$20 |
| Price Category 3 | +\$48 |
| Price Category 4 | +\$84 |
| Price Category 5 | +\$102 |
| Price Category C | +\$128 |
| Price Category E | +\$203 |

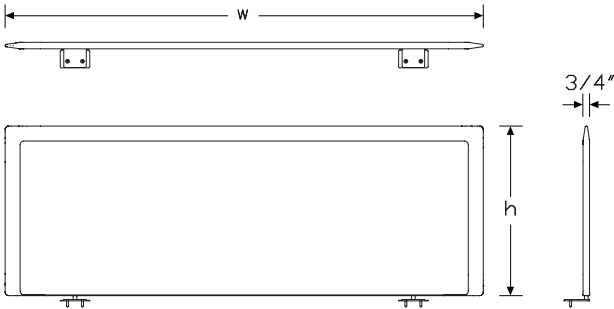


Product Information

Description
This tackable fabric screen attaches to a Canvas low credenza using the thin top and provides boundary with a tackable surface. Attachment hardware included.

Notes
Order credenza thin top separately:
• Credenza top for wood credenza (FF889.)
• Credenza top for metal credenza (FM889.)
Predrilled holes near back edge of credenza thin top allow for bayonets to extend up to support the screen.
Works with standard and powered Canvas credenzas.
Screen accepts Customer's Own Material (COM). Yardage is estimated for nondirectional 54"-wide fabrics.
For vertical fabric direction (T):
Height—Yardage
24—0.95
30—1.14
36—1.32
For horizontal fabric direction (R), for 42" high:
Width—Yardage
24—0.95
30—1.14
36—1.32
42—1.51
48—1.71
60—2.07
66—2.27
72—2.46
For horizontal fabric direction (R), for 46" high and 53" high:
Width—Yardage
24—1.90
30—2.27
36—2.66
42—3.02
48—3.41
60—4.17
66—4.54
72—4.92
For information on multiple quantities or directional fabrics, contact COM Department. See Order Information in Appendices.

Dimensions



Pari Screen, Storage Attached

continued

Specification Information

Step 1.

FV360. A

Step 2. Attachment

CS Canvas credenza attached, single A

CB Canvas credenza attached, back to back A

Step 3. Height

42 42" high A

46 46" high A

53 53" high A

Step 4. Width

30 30" wide A

36 36" wide A

42 42" wide A

48 48" wide A

60 60" wide A

66 66" wide A

72 72" wide A

Step 5. Surface Material

For 30" wide (30), 36" wide (36), 42" wide (42), or 48" wide (48)

R tackable fabric, horizontal A

T tackable fabric A

For 60" wide (60), 66" wide (66), or 72" wide (72)

R tackable fabric, horizontal A

Prices for Steps 1-5.

| | 30R | 30T | 36R | 36T | 42R | 42T |
|---------------------|--------|------|------|------|------|------|
| FV360. CS 42 | \$1035 | 1035 | 1076 | 1076 | 1139 | 1139 |
| 46 | \$1076 | 1076 | 1203 | 1203 | 1265 | 1265 |
| 53 | \$1265 | 1265 | 1329 | 1329 | 1539 | 1539 |
| CB 42 | \$1035 | 1035 | 1076 | 1076 | 1139 | 1139 |
| 46 | \$1076 | 1076 | 1203 | 1203 | 1265 | 1265 |
| 53 | \$1265 | 1265 | 1329 | 1329 | 1539 | 1539 |
| | 48R | 48T | 60R | 66R | 72R | |
| FV360. CS 42 | \$1329 | 1329 | 1518 | 1547 | 1582 | |
| 46 | \$1390 | 1390 | 1582 | 1672 | 1707 | |
| 53 | \$1644 | 1644 | 1834 | 1926 | 1959 | |
| CB 42 | \$1329 | 1329 | 1518 | 1547 | 1582 | |
| 46 | \$1390 | 1390 | 1582 | 1672 | 1707 | |
| 53 | \$1644 | 1644 | 1834 | 1926 | 1959 | |

Step 6. Fabric

For 30" wide (30), 36" wide (36), or 42" wide (42)

| | |
|------------------|--------|
| Price Category B | +\$113 |
| Price Category 1 | +\$0 |
| Price Category 2 | +\$37 |
| Price Category 3 | +\$89 |
| Price Category 4 | +\$152 |
| Price Category 5 | +\$288 |
| Price Category C | +\$155 |
| Price Category E | +\$264 |

For 48" wide (48) or 60" wide (60)

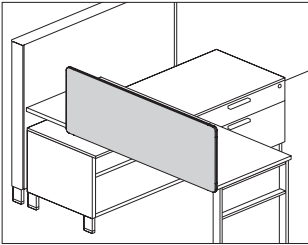
| | |
|------------------|--------|
| Price Category B | +\$188 |
| Price Category 1 | +\$0 |
| Price Category 2 | +\$46 |
| Price Category 3 | +\$108 |
| Price Category 4 | +\$187 |
| Price Category 5 | +\$288 |
| Price Category C | +\$205 |
| Price Category E | +\$314 |

For 66" wide (66) or 72" wide (72)

| | |
|------------------|--------|
| Price Category B | +\$262 |
| Price Category 1 | +\$0 |
| Price Category 2 | +\$61 |
| Price Category 3 | +\$145 |
| Price Category 4 | +\$253 |
| Price Category 5 | +\$416 |
| Price Category C | +\$281 |
| Price Category E | +\$390 |

Flat Edge Screen, Surface Attached

FT356.



Product Information

Description

This tackable fabric screen attaches to a Canvas work surface to provide boundary with a tackable surface. Attachment hardware included.

Notes

Screen widths are actual dimensions, and extend to the end of Canvas work surfaces.

Screen extends 4" below surface to hide attachment hardware.

Screen can be flush with back edge of surface, or provide a 1" gap.

Screens 48" wide and wider include an additional 1"-wide center mounting bracket.

Screen accepts Customer's Own Material (COM). Yardage is estimated for nondirectional 54"-wide fabrics.

For vertical fabric direction (T):

Height—Yardage

42—1.49

46—1.73

53—2.18

For horizontal fabric direction (R):

Width—Yardage

40—1.34

42—1.51

46—1.62

48—1.71

52—1.81

54—1.90

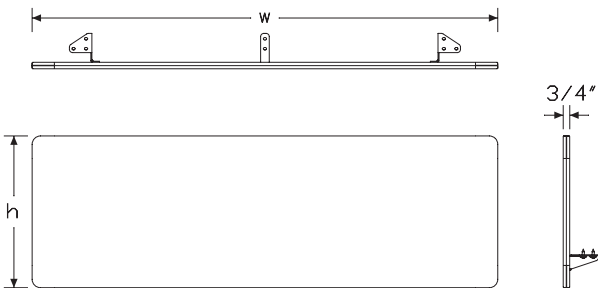
60—2.07

66—2.27

72—2.46

For information on multiple quantities or directional fabrics, contact COM Department. See Order Information in Appendices.

Dimensions



Flat Edge Screen, Surface Attached *continued*

Specification Information

Step 1.

FT356.

Step 2. Attachment

C Canvas surface attached

Step 3. Height

42 42" high

46 46" high

53 53" high

Step 4. Width

40 39½" wide

42 42" wide

46 45½" wide

48 48" wide

52 51½" wide

54 54" wide

60 60" wide

66 66" wide

72 72" wide

Step 5. Surface Material

For 39½" wide (40), 42" wide (42), 45½" wide (46), or 48" wide (48)

R tackable fabric, horizontal

T tackable fabric

For 51½" wide (52), 54" wide (54), 60" wide (60), 66" wide (66), or 72" wide (72)

R tackable fabric, horizontal

Prices for Steps 1-5.

| | | 40R | 40T | 42R | 42T | 46R | 46T |
|-----------------|-----------|------------|------------|------------|------------|------------|------------|
| FT356. C | 42 | \$782 | 782 | 798 | 798 | 834 | 834 |
| | 46 | \$843 | 843 | 881 | 881 | 911 | 911 |
| | 53 | \$1091 | 1091 | 1196 | 1196 | 1211 | 1211 |
| | | 48R | 48T | 52R | 54R | 60R | 66R |
| FT356. C | 42 | \$853 | 853 | 880 | 905 | 980 | 1026 |
| | 46 | \$972 | 972 | 1002 | 1063 | 1151 | 1202 |
| | 53 | \$1233 | 1233 | 1247 | 1266 | 1300 | 1307 |

72R

| | | |
|-----------------|-----------|--------|
| FT356. C | 42 | \$1091 |
| | 46 | \$1256 |
| | 53 | \$1315 |

Step 6. Bracket Finish

G2 graphite satin +\$0

Step 7. Fabric

For 39½" wide (40), 42" wide (42), 45½" wide (46), or 48" wide (48)

Price Category B +\$132

Price Category 1 +\$0

Price Category 2 +\$28

Price Category 3 +\$65

Price Category 4 +\$113

Price Category 5 +\$166

Price Category C +\$161

Price Category E +\$203

For 51½" wide (52), 54" wide (54), 60" wide (60), 66" wide (66), or 72" wide (72)

Price Category B +\$132

Price Category 1 +\$0

Price Category 2 +\$32

Price Category 3 +\$78

Price Category 4 +\$136

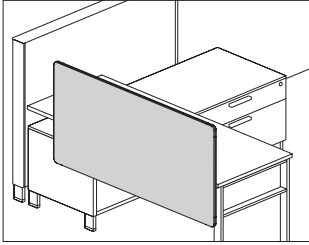
Price Category 5 +\$188

Price Category C +\$198

Price Category E +\$203

Flat Edge Screen, Surface Attached with Modesty

FT357.



Product Information

Description

This tackable fabric screen attaches to a Canvas work surface to provide boundary and modesty with a tackable surface. An optional cable management trough is available. Trough finish is graphite. Attachment hardware included.

Notes

Screen widths are actual dimensions, and extend to the end of Canvas work surfaces.

Screen extends 9" below surface for modesty.

Screen can be flush with back edge of surface, or provide a 1" gap.

Screens 48" wide and wider include an additional 1"-wide center mounting bracket.

Screen accepts Customer's Own Material (COM). Yardage is estimated for nondirectional 54"-wide fabrics.

For vertical fabric direction (T):

Height—Yardage

42—1.90

46—2.14

53—2.59

For horizontal fabric direction (R):

Width—Yardage

40—2.87

42—3.02

46—3.22

48—3.41

52—3.63

54—3.78

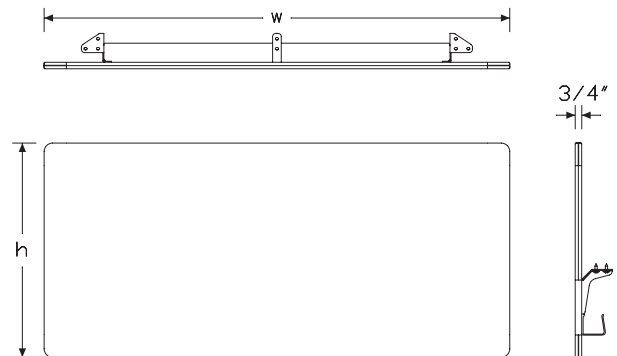
60—4.17

66—4.54

72—4.92

For information on multiple quantities or directional fabrics, contact COM Department. See Order Information in Appendices.

Dimensions



Flat Edge Screen, Surface Attached with Modesty *continued*

Specification Information

Step 1.

FT357.

Step 2. Attachment

C Canvas surface attached

Step 3. Height

A42 42" high/9" below surface

A46 46" high/ 9" below surface

A53 53" high/ 9" below surface

Step 4. Width

40 39½" wide

42 42" wide

46 45½" wide

48 48" wide

52 51½" wide

54 54" wide

60 60" wide

66 66" wide

72 72" wide

Step 5. Surface Material

For 39½" wide (40), 42" wide (42), 45½" wide (46), or 48" wide (48)

R tackable fabric, horizontal

T tackable fabric

For 51½" wide (52), 54" wide (54), 60" wide (60), 66" wide (66), or 72" wide (72)

R tackable fabric, horizontal

Prices for Steps 1-5.

| | | 40R | 40T | 42R | 42T | 46R | 46T |
|-----------------|------------|------------|------------|------------|------------|------------|------------|
| FT357. C | A42 | \$843 | 843 | 881 | 881 | 917 | 917 |
| | A46 | \$1012 | 1012 | 1080 | 1080 | 1084 | 1084 |
| | A53 | \$1208 | 1208 | 1236 | 1236 | 1242 | 1242 |

| | | 48R | 48T | 52R | 54R | 60R | 66R |
|-----------------|------------|------------|------------|------------|------------|------------|------------|
| FT357. C | A42 | \$931 | 931 | 974 | 979 | 1077 | 1105 |
| | A46 | \$1095 | 1095 | 1135 | 1188 | 1204 | 1238 |
| | A53 | \$1254 | 1254 | 1260 | 1268 | 1288 | 1396 |

72R

| | | |
|-----------------|------------|--------|
| FT357. C | A42 | \$1182 |
| | A46 | \$1280 |
| | A53 | \$1442 |

Step 6. Cable Trough

NC no cable way +\$0

CW cable way +\$25

Step 7. Cable Trough Finish

G2 graphite satin +\$0

Step 8. Bracket Finish

G2 graphite satin +\$0

Step 9. Fabric

For 39½" wide (40), 42" wide (42), 45½" wide (46), or 48" wide (48)

Price Category B +\$151

Price Category 1 +\$0

Price Category 2 +\$43

Price Category 3 +\$103

Price Category 4 +\$180

Price Category 5 +\$260

Price Category C +\$356

Price Category E +\$539

For 51½" wide (52), 54" wide (54), 60" wide (60), 66" wide (66), or 72" wide (72)

Price Category B +\$262

Price Category 1 +\$0

Price Category 2 +\$62

Price Category 3 +\$148

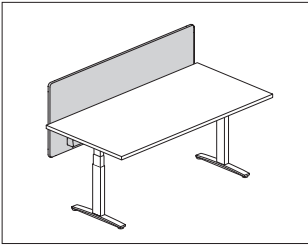
Price Category 4 +\$257

Price Category 5 +\$380

Price Category C +\$515

Price Category E +\$778

Surface-Attached Screen, Flat Edge Y1118.



Product Information

Description
 This surface-attached tackable screen attaches to an individual table, desk, or work surface. It has a frameless all-fabric design with a flat edge, and comes in privacy and modesty sizes. Attachment hardware included.

Notes

Privacy and modesty panel actual width is 2" less than specified width.

Privacy screen (A) top edge is 13" above top of work surface; bottom edge is 3 3/4" below work surface.

Privacy & modesty screen (B) top edge is 13" above top of work surface; bottom edge is 10" below work surface.

Privacy screen (A) top edge aligns with the 42" high Canvas datum line; bottom edge is 4" below work surface.

Privacy & modesty screen (B) top edge aligns with the 42" high Canvas datum line; bottom edge is 9" below work surface.

Privacy screen (C) top edge aligns with the 46" high Canvas datum line; bottom edge is 4" below work surface.

Privacy & modesty screen (D) top edge aligns with the 46" high Canvas datum line; bottom edge is 9" below work surface.

Privacy screen (E) top edge aligns with the 53" high Canvas datum line; bottom edge is 4" below work surface.

Privacy & modesty screen (F) top edge aligns with the 53" high Canvas datum line; bottom edge is 9" below work surface.

Screens 54" wide and wider include an additional 1"-wide center mounting bracket.

Recommended mounting creates a 1" gap between back edge of surface and the screen to accommodate cable routing and the attachment or clamp-mounting of other hardware to the surface.

Optional cable management trough is only available when specifying privacy & modesty height option (B). Trough finish is graphite.

Attachment brackets are inset from edge of screen by approximately 8" and require 2 1/2" of work surface for attachment.

Attachment bracket finish is painted graphite.

Screen accepts Customer's Own Material (COM). Yardage is estimated for nondirectional 54"-wide fabrics.

For vertical fabric direction (T):

Height—Yardage

- A—1.51
- B—1.89
- C—1.76
- D—2.14
- E—2.21
- F—2.58

For horizontal fabric direction (R):

Width—Yardage

For heights A/B:

- 24—0.88
- 30—1.07
- 36—1.26
- 42—1.45
- 48—1.64
- 54—1.83
- 60—2.02
- 66—2.21
- 72—2.39

For heights C/D/E/F:

- 24—1.76
- 30—2.14
- 36—2.52
- 42—2.90
- 48—3.28
- 54—3.65
- 60—4.03
- 66—4.41
- 72—4.79

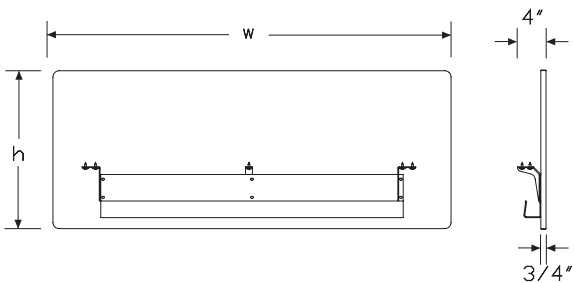
For information on multiple quantities or directional fabrics, contact COM Department. See Order Information in Appendices.

MicrobeCare™ is an antimicrobial coating applied to the fabric surface of this product.

MicrobeCare™ protects products from mold, mildew, algae, and bacteria that cause deterioration, discoloration, odors, and stains.

MicrobeCare™ is registered with the US Environmental Protection Agency (EPA).

Dimensions



Surface-Attached Screen, Flat Edge *continued*

Specification Information

Step 1.

Y1118. A

Step 2. Height

| | |
|----------|--|
| A | privacy (42" high) A |
| B | privacy & modesty (42" high/ 9" below surface) A |
| C | privacy (46" high) A |
| D | privacy & modesty (46" high/ 9" below surface) A |
| E | privacy (53" high) A |
| F | privacy & modesty (53" high/ 9" below surface) A |

Step 3. Width

| | |
|-----------|--|
| 24 | 24" wide A |
| 30 | 30" wide A |
| 36 | 36" wide A |
| 42 | 42" wide A |
| 48 | 48" wide A |
| 54 | 54" wide A |
| 60 | 60" wide A |
| 66 | 66" wide A |
| 72 | 72" wide A |

Step 4. Surface Material

For 24" wide (24), 30" wide (30), 36" wide (36), 42" wide (42), or 48" wide (48)

| | |
|----------|---|
| R | tackable fabric, horizontal A |
| T | tackable fabric A |
| D | tackable fabric, horizontal with MicrobeCare™ A |
| E | tackable fabric with MicrobeCare™ A |

For 54" wide (54), 60" wide (60), 66" wide (66), or 72" wide (72)

| | |
|----------|---|
| R | tackable fabric, horizontal A |
| D | tackable fabric, horizontal with MicrobeCare™ A |

Prices for Steps 1-4.

| | R | T | D | E |
|--------------------|----------|----------|----------|----------|
| Y1118. A 24 | \$375 | 375 | 441 | 441 |
| 30 | \$405 | 405 | 471 | 471 |
| 36 | \$483 | 483 | 550 | 550 |
| 42 | \$520 | 520 | 586 | 586 |
| 48 | \$557 | 557 | 622 | 622 |
| 54 | \$592 | — | 657 | — |
| 60 | \$642 | — | 708 | — |
| 66 | \$672 | — | 738 | — |
| 72 | \$716 | — | 782 | — |

| | | | | |
|-------------|--------|-----|------|-----|
| B 24 | \$467 | 467 | 532 | 532 |
| 30 | \$503 | 503 | 570 | 570 |
| 36 | \$539 | 539 | 606 | 606 |
| 42 | \$577 | 577 | 643 | 643 |
| 48 | \$607 | 607 | 674 | 674 |
| 54 | \$640 | — | 705 | — |
| 60 | \$662 | — | 728 | — |
| 66 | \$722 | — | 789 | — |
| 72 | \$776 | — | 842 | — |
| C 24 | \$468 | 468 | 534 | 534 |
| 30 | \$516 | 516 | 582 | 582 |
| 36 | \$555 | 555 | 621 | 621 |
| 42 | \$611 | 611 | 677 | 677 |
| 48 | \$685 | 685 | 750 | 750 |
| 54 | \$721 | — | 788 | — |
| 60 | \$806 | — | 872 | — |
| 66 | \$848 | — | 913 | — |
| 72 | \$909 | — | 975 | — |
| D 24 | \$588 | 588 | 655 | 655 |
| 30 | \$656 | 656 | 722 | 722 |
| 36 | \$732 | 732 | 797 | 797 |
| 42 | \$748 | 748 | 815 | 815 |
| 48 | \$779 | 779 | 846 | 846 |
| 54 | \$801 | — | 866 | — |
| 60 | \$887 | — | 953 | — |
| 66 | \$959 | — | 1026 | — |
| 72 | \$999 | — | 1065 | — |
| E 24 | \$638 | 638 | 703 | 703 |
| 30 | \$647 | 647 | 713 | 713 |
| 36 | \$665 | 665 | 731 | 731 |
| 42 | \$781 | 781 | 848 | 848 |
| 48 | \$808 | 808 | 875 | 875 |
| 54 | \$829 | — | 895 | — |
| 60 | \$866 | — | 932 | — |
| 66 | \$944 | — | 1011 | — |
| 72 | \$1005 | — | 1071 | — |
| F 24 | \$772 | 772 | 838 | 838 |
| 30 | \$781 | 781 | 848 | 848 |
| 36 | \$795 | 795 | 861 | 861 |
| 42 | \$808 | 808 | 875 | 875 |
| 48 | \$819 | 819 | 886 | 886 |
| 54 | \$830 | — | 896 | — |
| 60 | \$918 | — | 984 | — |
| 66 | \$965 | — | 1032 | — |
| 72 | \$1166 | — | 1232 | — |

Surface-Attached Screen, Flat Edge *continued*

Step 5. Cable Trough

For privacy & modesty (42" high/ 9" below surface) (B), privacy & modesty (46" high/ 9" below surface) (D), or privacy & modesty (53" high/ 9" below surface) (F)

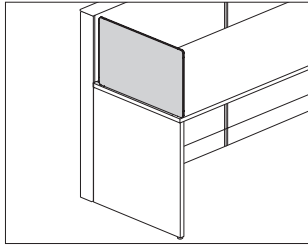
| | | |
|-----------|---|-------|
| NC | no cable way <input type="checkbox"/> A | +\$0 |
| CW | cable way <input type="checkbox"/> A | +\$25 |

Step 6. Fabric

| | |
|------------------|--------|
| Price Category B | +\$97 |
| Price Category 1 | +\$0 |
| Price Category 2 | +\$25 |
| Price Category 3 | +\$59 |
| Price Category 4 | +\$112 |
| Price Category 5 | +\$146 |
| Price Category C | +\$133 |
| Price Category E | +\$182 |

For tackable fabric, horizontal (R) or tackable fabric, horizontal with MicrobeCare™ (D)

| | |
|------------------|--------|
| Price Category B | +\$97 |
| Price Category E | +\$182 |
| Price Category 1 | +\$0 |
| Price Category 2 | +\$25 |
| Price Category 3 | +\$59 |
| Price Category 4 | +\$112 |
| Price Category 5 | +\$146 |
| Price Category C | +\$133 |



Product Information

Description

This tackable fabric screen attaches to a work surface at the right or left edge to provide division and boundary between workers. It attaches with no interference from supports below the work surface. Attachment hardware included.

Notes

Screen height is $13\frac{1}{2}$ " or $17\frac{1}{2}$ " above work surface, aligning with bead heights of 41" and 45".

Screen width matches work surface depths that have a 1" gap at the back edge.

2 attachment methods ship with the end-of-run right handed (CR) and end-of-run left handed (CL) screen. The screen can be installed using the bracket, or using threaded screws that drill bayonets directly into the surface. See planning guide for exact location of holes.

End-of-run screen does not work on Canvas Beam.

See planning guide for applications and other compatible product lines.

Screen accepts Customer's Own Material (COM). Yardage is estimated for nondirectional 54"-wide fabrics.

For vertical fabric direction (T):

Height—Yardage

42—1.19

46—1.45

For horizontal fabric direction (R):

Width—Yardage

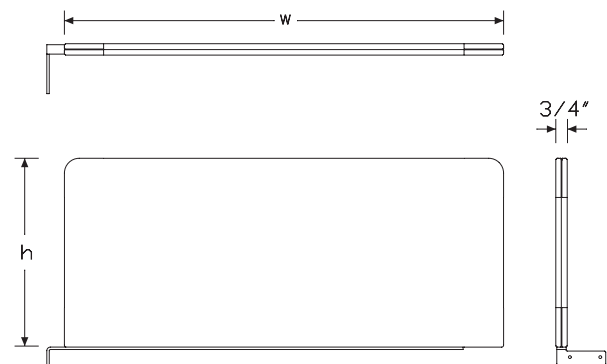
24—0.90

30—1.10

36—1.30

For information on multiple quantities or directional fabrics, contact COM Department. See Order Information in Appendices.

Dimensions



Flat Edge Screen, Delineation

continued

Canvas Office Landscape® Screens

Specification Information

Step 1.

FT358.

Step 2. Attachment Type

CL Canvas Surface Attached, End of Run Left Handed

CR Canvas Surface Attached, End of Run Right Handed

Step 3. Height

42 42" high

46 46" high

Step 4. Width

24 24" wide

30 30" wide

36 36" wide

Step 5. Surface Material

R tackable fabric, horizontal

T tackable fabric

Prices for Steps 1-5.

| | | 24R | 24T | 30R | 30T | 36R | 36T |
|------------------|--------------|------------|------------|------------|------------|------------|------------|
| FT358. CL | 42 | \$685 | 685 | 724 | 724 | 738 | 738 |
| | 46 | \$745 | 745 | 789 | 789 | 816 | 816 |
| | CR 42 | \$685 | 685 | 724 | 724 | 738 | 738 |
| | 46 | \$745 | 745 | 789 | 789 | 816 | 816 |

Step 6. Bracket Finish

8Q folkstone grey +\$0

91 white +\$0

98 studio white +\$0

BK black +\$0

G1 graphite +\$0

SNA satin aluminum +\$10

SNB satin bronze +\$10

SNC satin carbon +\$10

WL sandstone +\$0

WN warm grey neutral +\$0

Step 7. Fabric

Price Category 1 +\$0

Price Category 2 +\$20

Price Category 3 +\$48

Price Category 4 +\$84

Price Category 5 +\$140

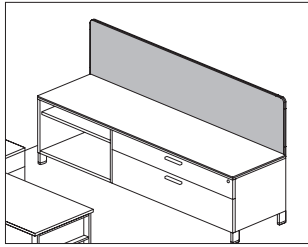
Price Category B +\$68

Price Category C +\$122

Price Category E +\$203

Flat Edge Screen, Storage Attached

FV361.



Product Information

Description

This tackable fabric screen attaches to a Canvas low credenza using the thin top and provides boundary with a tackable surface. Attachment hardware included.

Notes

Order credenza thin top separately:

- Credenza top for wood credenza (FF889.)
- Credenza top for metal credenza (FM889.)

Pre-drilled holes near back edge of credenza thin top allow for bayonets to extend up to support the screen.

Works with standard and powered Canvas credenzas.

Screen accepts Customer's Own Material (COM). Yardage is estimated for nondirectional 54"-wide fabrics.

For vertical fabric direction (T):

Height—Yardage

24—0.95

30—1.14

36—1.32

For horizontal fabric direction (R), for 42" high:

Width—Yardage

24—0.95

30—1.14

36—1.32

42—1.51

48—1.71

60—2.07

66—2.27

72—2.46

For horizontal fabric direction (R), for 46" high and 53" high:

Width—Yardage

24—1.90

30—2.27

36—2.66

42—3.02

48—3.41

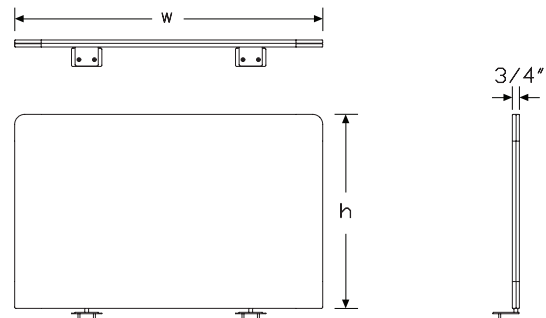
60—4.17

66—4.54

72—4.92

For information on multiple quantities or directional fabrics, contact COM Department. See Order Information in Appendices.

Dimensions



Flat Edge Screen, Storage Attached *continued*

Specification Information

Step 1.

FV361.

Step 2. Attachment

CB Canvas credenza attached, back to back

CS Canvas credenza attached, single

Step 3. Height

42 42" high

46 46" high

53 53" high

Step 4. Width

30 30" wide

36 36" wide

42 42" wide

48 48" wide

60 60" wide

66 66" wide

72 72" wide

Step 5. Surface Material

For 30" wide (30), 36" wide (36), 42" wide (42), or 48" wide (48)

R tackable fabric, horizontal

T tackable fabric

For 60" wide (60), 66" wide (66), or 72" wide (72)

R tackable fabric, horizontal

Prices for Steps 1-5.

| | 30R | 30T | 36R | 36T | 42R | 42T |
|---------------------|------------|------------|------------|------------|------------|------------|
| FV361. CB 42 | \$943 | 943 | 1020 | 1020 | 1094 | 1094 |
| 46 | \$983 | 983 | 1145 | 1145 | 1221 | 1221 |
| 53 | \$1174 | 1174 | 1272 | 1272 | 1493 | 1493 |
| CS 42 | \$943 | 943 | 1020 | 1020 | 1094 | 1094 |
| 46 | \$983 | 983 | 1145 | 1145 | 1221 | 1221 |
| 53 | \$1174 | 1174 | 1272 | 1272 | 1493 | 1493 |
| | 48R | 48T | 60R | 66R | 72R | |
| FV361. CB 42 | \$1171 | 1171 | 1245 | 1323 | 1398 | |
| 46 | \$1233 | 1233 | 1308 | 1450 | 1524 | |
| 53 | \$1524 | 1524 | 1561 | 1700 | 1777 | |
| CS 42 | \$1171 | 1171 | 1245 | 1323 | 1398 | |
| 46 | \$1233 | 1233 | 1308 | 1450 | 1524 | |
| 53 | \$1524 | 1524 | 1561 | 1700 | 1777 | |

Step 6. Fabric

For 30" wide (30), 36" wide (36), 42" wide (42), or 48" wide (48)

Price Category B +\$113

Price Category 1 +\$0

Price Category 2 +\$37

Price Category 3 +\$89

Price Category 4 +\$152

Price Category 5 +\$276

Price Category C +\$155

Price Category E +\$264

For 60" wide (60), 66" wide (66), or 72" wide (72)

Price Category B +\$188

Price Category 1 +\$0

Price Category 2 +\$46

Price Category 3 +\$108

Price Category 4 +\$187

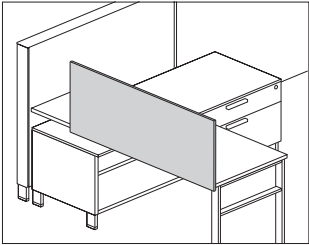
Price Category 5 +\$221

Price Category C +\$205

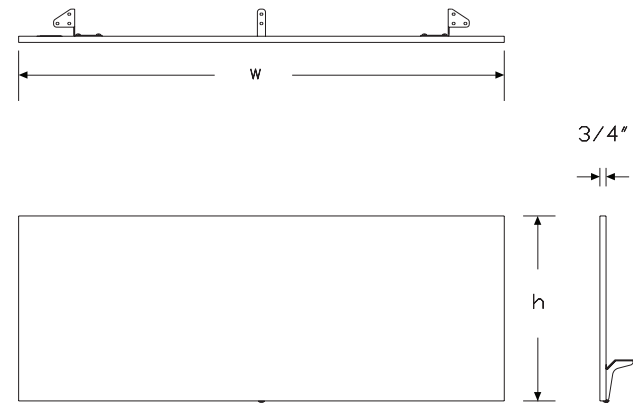
Price Category E +\$314

Laminate Screen, Surface Attached

FT360.



| Product Information |
|--|
| Description This laminate screen attaches to a Canvas work surface to provide boundary. Attachment hardware included. |
| Notes Screen widths are actual dimensions; screens extend to the ends of Canvas work surfaces. Screen extends 4" below surface to hide attachment hardware. Screen can be flush with back edge of surface, or provide a 1" gap. Screens 48" wide and wider include an additional 1"-wide center mounting bracket. |
| Dimensions |



| Specification Information | | | | | | | | |
|--|---|-------|------|------|------|------|------|------|
| Step 1. | | | | | | | | |
| FT360. | | | | | | | | |
| Step 2. Attachment | | | | | | | | |
| C | Canvas surface attached | | | | | | | |
| Step 3. Height | | | | | | | | |
| 42 | 42" high | | | | | | | |
| 46 | 46" high | | | | | | | |
| Step 4. Width | | | | | | | | |
| 39A | 39½" wide | | | | | | | |
| 42 | 42" wide | | | | | | | |
| 45A | 45½" wide | | | | | | | |
| 48 | 48" wide | | | | | | | |
| 51A | 51½" wide | | | | | | | |
| 54 | 54" wide | | | | | | | |
| 60 | 60" wide | | | | | | | |
| 66 | 66" wide | | | | | | | |
| 72 | 72" wide | | | | | | | |
| Step 5. Surface Material | | | | | | | | |
| L | thermally-fused laminate | | | | | | | |
| U | thermally-fused laminate/universal edge | | | | | | | |
| Prices for Steps 1-5. | | | | | | | | |
| | | 39AL | 39AU | 42L | 42U | 45AL | 45AU | |
| FT360. C | 42 | \$480 | 480 | 490 | 490 | 503 | 503 | |
| | 46 | \$592 | 592 | 604 | 604 | 615 | 615 | |
| | | 48L | 48U | 51AL | 51AU | 54L | 54U | |
| FT360. C | 42 | \$516 | 516 | 530 | 530 | 540 | 540 | |
| | 46 | \$629 | 629 | 640 | 640 | 654 | 654 | |
| | | 60L | 60U | 66L | 66U | 72L | 72U | |
| FT360. C | 42 | \$553 | 553 | 599 | 599 | 630 | 630 | |
| | 46 | \$664 | 664 | 717 | 717 | 746 | 746 | |
| Step 6. Grain Direction | | | | | | | | |
| For 39½" wide (39A), 42" wide (42), 45½" wide (45A), 48" wide (48), 51½" wide (51A), 54" wide (54), or 60" wide (60) | | | | | | | | |
| VTG | vertical grain | | | | | | | +\$0 |
| HRG | horizontal grain | | | | | | | +\$0 |

Laminate Screen, Surface Attached *continued*

For 66" wide (66) or 72" wide (72)

| | | |
|------------|------------------|------|
| HRG | horizontal grain | +\$0 |
|------------|------------------|------|

Step 7. Bracket Finish

| | | |
|-----------|----------------|------|
| G2 | graphite satin | +\$0 |
|-----------|----------------|------|

Step 8. Surface Finish

| | | |
|------------|---------------------|------|
| 76 | light brown walnut | +\$0 |
| 8Q | folkstone grey | +\$0 |
| 91 | white | +\$0 |
| 98 | studio white | +\$0 |
| CL | cool grey neutral | +\$0 |
| HM | natural maple | +\$0 |
| HP | light anigre | +\$0 |
| HX | aged cherry | +\$0 |
| LBA | clear on ash | +\$0 |
| LBB | oak on ash | +\$0 |
| LBC | walnut on ash | +\$0 |
| LBF | neutral twill | +\$0 |
| LBJ | graphite twill | +\$0 |
| LBN | classic linen | +\$0 |
| LBQ | white twill | +\$0 |
| LBR | phantom ecru | +\$0 |
| LBS | phantom cocoa | +\$0 |
| LBU | medium matte walnut | +\$0 |
| LBV | warm grey teak | +\$0 |
| LU | soft white | +\$0 |
| WL | sandstone | +\$0 |
| WN | warm grey neutral | +\$0 |

Step 9. Edge Finish

For thermally-fused laminate (L)

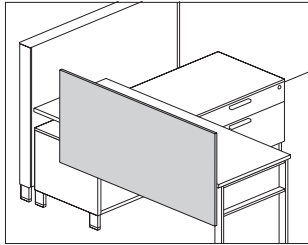
| | | |
|------------|---------------------|------|
| 76 | light brown walnut | +\$0 |
| 8Q | folkstone grey | +\$0 |
| 91 | white | +\$0 |
| 98 | studio white | +\$0 |
| BU | black umber | +\$0 |
| CL | cool grey neutral | +\$0 |
| HF | inner tone light | +\$0 |
| HM | natural maple | +\$0 |
| HP | light anigre | +\$0 |
| HX | aged cherry | +\$0 |
| LBA | clear on ash | +\$0 |
| LBR | phantom ecru | +\$0 |
| LBS | phantom cocoa | +\$0 |
| LBU | medium matte walnut | +\$0 |
| LBV | warm grey teak | +\$0 |
| LBB | oak on ash | +\$0 |
| LBC | walnut on ash | +\$0 |
| LBF | neutral twill | +\$0 |
| LBJ | graphite twill | +\$0 |
| LBN | classic linen | +\$0 |
| LBQ | white twill | +\$0 |
| LU | soft white | +\$0 |
| WL | sandstone | +\$0 |
| WN | warm grey neutral | +\$0 |

For thermally-fused laminate/universal edge (U)

| | | |
|------------|--------------|-------|
| PLY | plywood edge | +\$50 |
|------------|--------------|-------|

Laminate Screen, Surface Attached with Modesty

FT361.



Product Information

Description

This laminate screen attaches to a Canvas work surface to provide boundary and modesty. An optional cable management trough is available. Trough finish is graphite. Attachment hardware included.

Notes

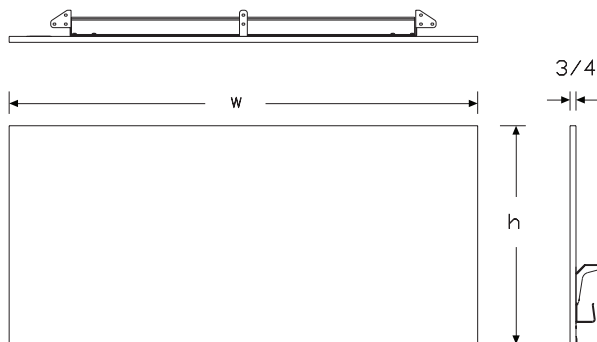
Screen widths are actual dimensions; screens extend to the ends of Canvas work surfaces.

Screen extends 9" below surface for modesty.

Screen can be flush with back edge of surface, or provide a 1" gap.

Screens 48" wide and wider include an additional 1"-wide center mounting bracket.

Dimensions



Specification Information

Step 1.

FT361.

Step 2. Attachment

C Canvas surface attached

Step 3. Height

A42 42" high/9" below surface

A46 46" high/ 9" below surface

Step 4. Width

39A 39½" wide

42 42" wide

45A 45½" wide

48 48" wide

51A 51½" wide

54 54" wide

60 60" wide

66 66" wide

72 72" wide

Step 5. Surface Material

L thermally-fused laminate

U thermally-fused laminate/universal edge

Prices for Steps 1-5.

| | | 39AL | 39AU | 42L | 42U | 45AL | 45AU |
|-----------------|------------|-------|------|------|------|------|------|
| FT361. C | A42 | \$518 | 518 | 533 | 533 | 545 | 545 |
| | A46 | \$641 | 641 | 657 | 657 | 669 | 669 |
| | | 48L | 48U | 51AL | 51AU | 54L | 54U |
| FT361. C | A42 | \$560 | 560 | 571 | 571 | 585 | 585 |
| | A46 | \$682 | 682 | 694 | 694 | 707 | 707 |
| | | 60L | 60U | 66L | 66U | 72L | 72U |
| FT361. C | A42 | \$598 | 598 | 642 | 642 | 671 | 671 |
| | A46 | \$721 | 721 | 769 | 769 | 796 | 796 |

Step 6. Grain Direction

For 39½" wide (39A), 42" wide (42), 45½" wide (45A), 48" wide (48), 51½" wide (51A), 54" wide (54), or 60" wide (60)

| | | |
|------------|------------------|------|
| VTG | vertical grain | +\$0 |
| HRG | horizontal grain | +\$0 |

Laminate Screen, Surface Attached with Modesty *continued*

For 66" wide (66) or 72" wide (72)

| | | |
|------------|------------------|------|
| HRG | horizontal grain | +\$0 |
|------------|------------------|------|

Step 7. Cable Way

| | | |
|-----------|--------------|-------|
| CW | cable way | +\$25 |
| NC | no cable way | +\$0 |

Step 8. Cable Way Finish

For cable way (CW)

| | | |
|-----------|----------------|------|
| G2 | graphite satin | +\$0 |
|-----------|----------------|------|

Step 9. Bracket Finish

| | | |
|-----------|----------------|------|
| G2 | graphite satin | +\$0 |
|-----------|----------------|------|

Step 10. Surface Finish

| | | |
|------------|---------------------|------|
| 76 | light brown walnut | +\$0 |
| 8Q | folkstone grey | +\$0 |
| 91 | white | +\$0 |
| 98 | studio white | +\$0 |
| CL | cool grey neutral | +\$0 |
| HM | natural maple | +\$0 |
| HP | light anigre | +\$0 |
| HX | aged cherry | +\$0 |
| LBA | clear on ash | +\$0 |
| LBB | oak on ash | +\$0 |
| LBC | walnut on ash | +\$0 |
| LBF | neutral twill | +\$0 |
| LBJ | graphite twill | +\$0 |
| LBN | classic linen | +\$0 |
| LBQ | white twill | +\$0 |
| LBR | phantom ecru | +\$0 |
| LBS | phantom cocoa | +\$0 |
| LBU | medium matte walnut | +\$0 |
| LBV | warm grey teak | +\$0 |
| LU | soft white | +\$0 |
| WL | sandstone | +\$0 |
| WN | warm grey neutral | +\$0 |

Step 11. Edge Finish

For thermally-fused laminate (L)

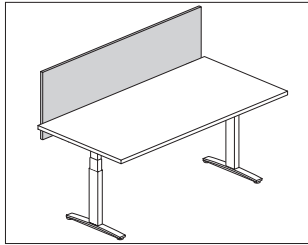
| | | |
|------------|---------------------|------|
| 76 | light brown walnut | +\$0 |
| 8Q | folkstone grey | +\$0 |
| 91 | white | +\$0 |
| 98 | studio white | +\$0 |
| BU | black umber | +\$0 |
| CL | cool grey neutral | +\$0 |
| HF | inner tone light | +\$0 |
| HM | natural maple | +\$0 |
| HP | light anigre | +\$0 |
| HX | aged cherry | +\$0 |
| LBA | clear on ash | +\$0 |
| LBR | phantom ecru | +\$0 |
| LBS | phantom cocoa | +\$0 |
| LBU | medium matte walnut | +\$0 |
| LBV | warm grey teak | +\$0 |
| LBB | oak on ash | +\$0 |
| LBC | walnut on ash | +\$0 |
| LBF | neutral twill | +\$0 |
| LBJ | graphite twill | +\$0 |
| LBN | classic linen | +\$0 |
| LBQ | white twill | +\$0 |
| LU | soft white | +\$0 |
| WL | sandstone | +\$0 |
| WN | warm grey neutral | +\$0 |

For thermally-fused laminate/universal edge (U)

| | | |
|------------|--------------|-------|
| PLY | plywood edge | +\$50 |
|------------|--------------|-------|

Laminate Screen, Surface Attached

Y1120.



Product Information

Description

This screen attaches to an individual height adjustable work surface. It has a laminate surface with frameless design and comes in privacy and modesty sizes. Attachment hardware included.

Notes

Privacy and modesty panel actual width is 2" less than specified width.

Privacy screen (13A) top edge aligns with the 42"-high Canvas datum line; bottom edge is 4" below work surface.

Privacy & modesty screen (13B) top edge aligns with the 42"-high Canvas datum line; bottom edge is 11 1/8" below work surface.

Screens 54" wide and wider include an additional 1"-wide center mounting bracket.

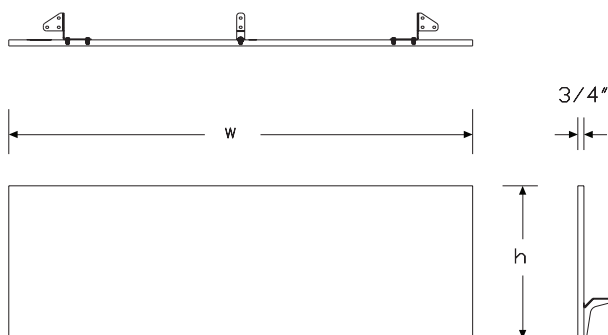
Recommended mounting creates a 1" gap between back edge of surface and the screen to accommodate cable routing and the attachment or clamp-mounting of other hardware to the surface.

Optional cable management trough is only available when specifying privacy & modesty height option (13B). Trough finish is graphite.

Attachment brackets are inset from edge of screen by approximately 8" and require 2 1/2" of work surface for attachment.

Attachment bracket finish is painted graphite.

Dimensions



Specification Information

Step 1.

Y1120.

Step 2. Height

13A privacy (13 1/2" above worksurface)

13B privacy & modesty (13 1/2" above worksurface/11 1/8" below worksurface)

Step 3. Width

24 24" wide

30 30" wide

36 36" wide

42 42" wide

48 48" wide

54 54" wide

60 60" wide

66 66" wide

72 72" wide

Step 4. Surface Material

L thermally-fused laminate

U thermally-fused laminate/universal edge

Prices for Steps 1-4.

| | | L | U |
|-------------------|-----------|----------|----------|
| Y1120. 13A | 24 | \$256 | 256 |
| | 30 | \$272 | 272 |
| | 36 | \$286 | 286 |
| | 42 | \$300 | 300 |
| | 48 | \$314 | 314 |
| | 54 | \$327 | 327 |
| | 60 | \$337 | 337 |
| | 66 | \$348 | 348 |
| | 72 | \$362 | 362 |
| 13B | 24 | \$316 | 316 |
| | 30 | \$333 | 333 |
| | 36 | \$350 | 350 |
| | 42 | \$368 | 368 |
| | 48 | \$386 | 386 |
| | 54 | \$400 | 400 |
| | 60 | \$417 | 417 |
| | 66 | \$429 | 429 |
| | 72 | \$443 | 443 |

Laminate Screen, Surface Attached *continued*

Step 5. Grain Direction

For 24" wide (24), 30" wide (30), 36" wide (36), 42" wide (42), 48" wide (48), 54" wide (54), or 60" wide (60)

| | | |
|------------|------------------|------|
| VTG | vertical grain | +\$0 |
| HRG | horizontal grain | +\$0 |

For 66" wide (66) or 72" wide (72)

| | | |
|------------|------------------|------|
| HRG | horizontal grain | +\$0 |
|------------|------------------|------|

Step 6. Cable Trough

For privacy (13½" above worksurface) (13A)

| | | |
|-----------|--------------|------|
| NC | no cable way | +\$0 |
|-----------|--------------|------|

For privacy & modesty (13½" above worksurface/11⅞" below worksurface) (13B)

| | | |
|-----------|--------------|-------|
| NC | no cable way | +\$0 |
| CW | cable way | +\$25 |

Step 7. Surface Finish

| | | |
|------------|---------------------|------|
| 76 | light brown walnut | +\$0 |
| 8Q | folkstone grey | +\$0 |
| 91 | white | +\$0 |
| 98 | studio white | +\$0 |
| CL | cool grey neutral | +\$0 |
| HM | natural maple | +\$0 |
| HP | light anigre | +\$0 |
| HX | aged cherry | +\$0 |
| LBA | clear on ash | +\$0 |
| LBR | phantom ecru | +\$0 |
| LBS | phantom cocoa | +\$0 |
| LBU | medium matte walnut | +\$0 |
| LBV | warm grey teak | +\$0 |
| LBB | oak on ash | +\$0 |
| LBC | walnut on ash | +\$0 |
| LBF | neutral twill | +\$0 |
| LBJ | graphite twill | +\$0 |
| LBN | classic linen | +\$0 |
| LBQ | white twill | +\$0 |
| LU | soft white | +\$0 |
| WL | sandstone | +\$0 |
| WN | warm grey neutral | +\$0 |

Step 8. Edge Finish

For thermally-fused laminate (L)

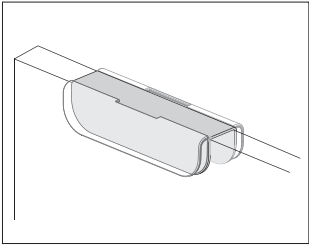
| | | |
|------------|---------------------|------|
| 76 | light brown walnut | +\$0 |
| 8Q | folkstone grey | +\$0 |
| 91 | white | +\$0 |
| 98 | studio white | +\$0 |
| BU | black umber | +\$0 |
| CL | cool grey neutral | +\$0 |
| HF | inner tone light | +\$0 |
| HM | natural maple | +\$0 |
| HP | light anigre | +\$0 |
| HX | aged cherry | +\$0 |
| LBA | clear on ash | +\$0 |
| LBR | phantom ecru | +\$0 |
| LBS | phantom cocoa | +\$0 |
| LBU | medium matte walnut | +\$0 |
| LBV | warm grey teak | +\$0 |
| LBB | oak on ash | +\$0 |
| LBC | walnut on ash | +\$0 |
| LBF | neutral twill | +\$0 |
| LBJ | graphite twill | +\$0 |
| LBN | classic linen | +\$0 |
| LBQ | white twill | +\$0 |
| LU | soft white | +\$0 |
| WL | sandstone | +\$0 |
| WN | warm grey neutral | +\$0 |

For thermally-fused laminate/universal edge (U)

| | | |
|------------|--------------|-------|
| PLY | plywood edge | +\$50 |
|------------|--------------|-------|

Name Tag Clip

Y1121.

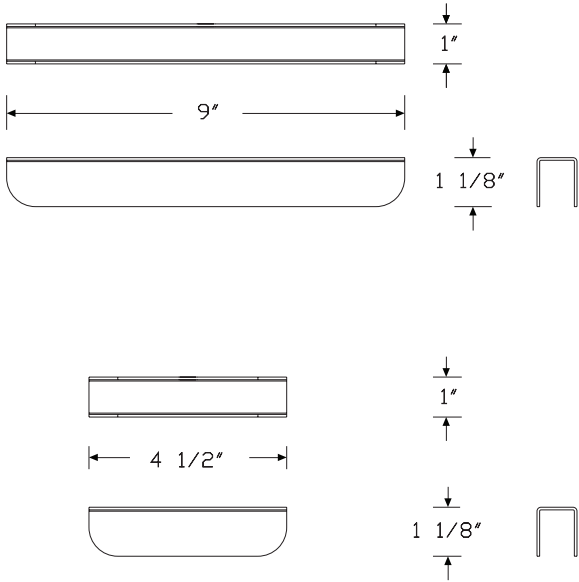


Product Information

Description
This metal name tag clip hangs on surface-attached laminate screens. It can hold 2 or 4 name tags.

Notes
The 2-name-tag clip (2) holds 2 magnetic name tags (YT410.05M) in a back-to-back orientation.
The 4-name-tag clip (4) holds 2 magnetic name tags (YT410.05M) side-by-side on the front side, and 2 side-by-side on the back side.
Name tag clip can hang on any HermanMiller laminate screen.
Order magnetic name tag (YT410.05M) separately.
Order name tag insert for magnetic name tag (O.YT1900) separately through Sales Source.

Dimensions



Specification Information

Step 1.
Y1121. [A]

Step 2. Screen Type
L thermally-fused laminate [A]

Step 3. Application
2 2 magnetic name tags [A]
4 4 magnetic name tags [A]

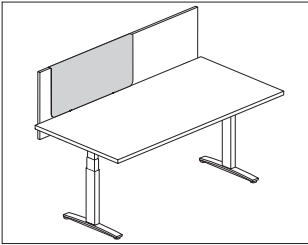
| Prices for Steps 1-3. | | |
|-----------------------|------|----|
| | 2 | 4 |
| Y1121. L | \$27 | 38 |

Step 4. Screen Finish

| | | |
|------------|---------------------|-------|
| 91 | white [A] | +\$0 |
| G1 | graphite [A] | +\$0 |
| MS | metallic silver [A] | +\$0 |
| SNB | satin bronze [A] | +\$10 |

Metal Board, Screen Attached

Y1122.



Product Information



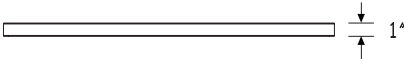

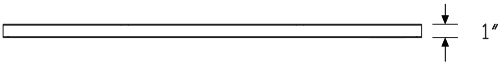
Description
This metal board hangs on surface-attached laminate screens. It has a frameless, all-metal design with a straight edge. It accepts magnets and can be dry-erase marker writable when used with the magnetic marker board.

Notes

Metal board can hang on any HermanMiller laminate screen.
Order the following accessories separately:

- Magnetic document clip (YT400.)
- Magnetic name tag (YT410.05M)
- Magnetic marker board (YT450.)

Dimensions



Canvas Office Landscape® Screens

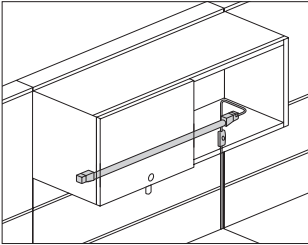
Metal Board, Screen Attached

continued

| Specification Information | | | |
|--|--------------------------|--------------------------|-----------|
| Step 1. | | | |
| Y1122. <input type="checkbox"/> | | | |
| Step 2. Screen Type | | | |
| L | thermally-fused laminate | <input type="checkbox"/> | |
| Step 3. Height | | | |
| A | 11" high | <input type="checkbox"/> | |
| Step 4. Width | | | |
| 24 | 24" wide | <input type="checkbox"/> | |
| 30 | 30" wide | <input type="checkbox"/> | |
| Prices for Steps 1-4. | | | |
| | | 24 | 30 |
| Y1122. L A | | \$135 | 148 |
| Step 5. Screen Finish | | | |
| 91 | white | <input type="checkbox"/> | +\$0 |
| G1 | graphite | <input type="checkbox"/> | +\$0 |
| MS | metallic silver | <input type="checkbox"/> | +\$0 |
| SNB | satin bronze | <input type="checkbox"/> | +\$10 |

Twist™ LED Task Light

G6160.



Product Information

Description

This light mounts under a flipper door unit, storage unit, shelf or any other surface to light the work area. It has an aluminum extruded housing, poly-carbonate lens, and 2 linear light-emitting diodes (LED). The light can be rotated 45° forward and backward by the user to direct light where desired. The LEDs consume 9.5 watts of power. The light has an 11' cord and is UL listed, UL Canada listed, and CSA certified. Attachment hardware and adhesive cord clips included.

Notes

Specify magnetic attachment option (M) for attaching the light to any metal surface. Specify bracket attachment option (B) for attaching the light to a wood or wood composite surface.

Single unit (A) is a stand-alone unit only. It is not for use as a daisy chain.

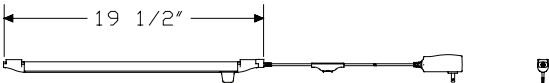
Starter unit (B) is designed for use as a daisy chain with up to 3 add-on units (C).

Add-on unit (C) should not be used with single unit (A).

Multiple lights can be specified for use under 48"- and 60"-wide storage units/shelves.

Light meets local codes for Canada, New York City, and Chicago.

Dimensions



Specification Information

Step 1.

G6160.

Step 2. Type

- A single unit
- B starter unit
- C add-on unit

Step 3. Attachment Method

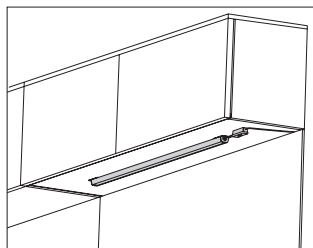
- M magnet attachment
- B bracket attachment

Prices for Steps 1-3.

| | M | B |
|----------|-------|-----|
| G6160. A | \$591 | 591 |
| B | \$711 | 711 |
| C | \$512 | 512 |

Cast LED Light

FV617.



Product Information

Description

This light mounts under a Canvas overhead storage unit to provide uniform light to the work surface below. LEDs consume 8 watts of power. Hardware is included for attachment to a wood or metal overhead storage unit.

Notes

Light widths are 18" or 30". Placement is 6" from back of storage unit. Cord length for option (2N) is 9'; cord length for options (3N, 4N, 5N) is 7 1/2'.

Cord and switch can be placed on left or right side of light.

Order optional Valance, for Cast LED Light (FV618.) separately for Canvas wood overhead storage (FV43C., FV43F., FV43H., FV43P., FV43S.) only.

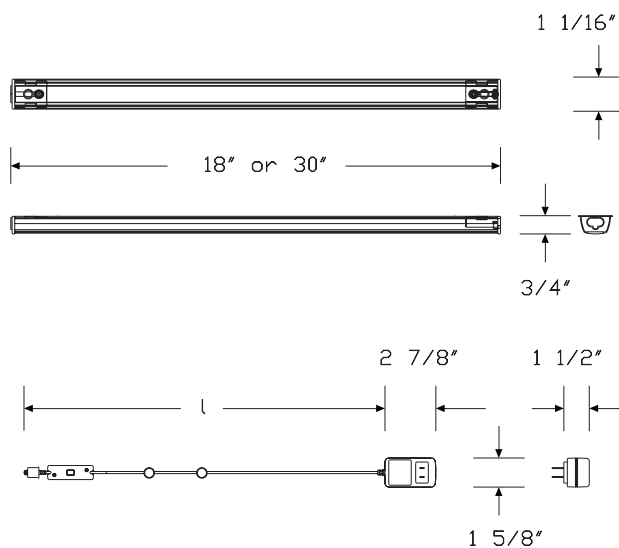
Available in 4 different kits:

Each kit includes 1 or 2 lights, 1 power supply, 2 cable management clips, and wood mounting brackets. Kits with 2 lights also include a connector that joins the 2 lights together under 1 storage unit that is 60"-96" wide or under 2 equal-width storage units that have a combined width of 60"-96".

Specify the following kit types:

- Type (2) for use with 24"-47"W storage units: (1) 18"W light.
- Type (3) for use with 48"-59"W storage units: (1) 30"W light.
- Type (4) for use with 60"-77"W storage units: (2) 18"W lights.
- Type (5) for use with 78"-96"W storage units: (2) 30"W lights.

Dimensions



Specification Information

Step 1.

FV617. ☐

Step 2. Type

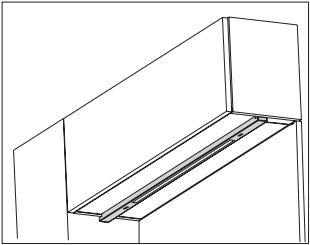
- 2N** use with 24", 30", 36", 42" wide overhead ☐
- 3N** use with 48", 54" wide overhead ☐
- 4N** use with 60", 66", 72" wide overhead or span of 2 equal width overheads ☐
- 5N** use with 78", 84", 90", 96" wide span of 2 equal width overheads ☐

Prices for Steps 1-2.

| | |
|------------------|-------|
| FV617. 2N | \$421 |
| 3N | \$462 |
| 4N | \$838 |
| 5N | \$918 |

Valance, for Cast LED Light

FV618.



Product Information

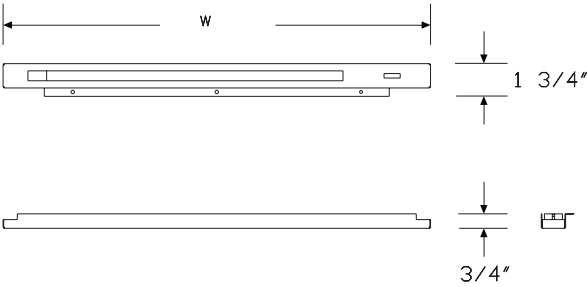
Description

This metal valance mounts under a Canvas wood overhead storage unit and pairs with the Cast LED Light to provide uniform light to the work surface below. It comes in widths of 24" to 72". Hardware is included for attachment to wood overhead storage units.

Notes

Specify valance to match width of individual wood overhead storage. Valance matches overhead storage width exactly and aligns to the outside of cabinet end panels.
Placement is 6" from back of storage unit.
Valance is nonhanded.
Valance includes wire management.
For use with Canvas wood overhead storage (FV43C., FV43F., FV43H., FV43P., FV43S.) only.
Order the Cast LED Light (FV617.) separately.

Dimensions



Specification Information

Step 1.

FV618.

Step 2. Width

| | | |
|----|---------------|----------------------|
| 24 | 24" wide unit | <input type="text"/> |
| 30 | 30" wide unit | <input type="text"/> |
| 36 | 36" wide unit | <input type="text"/> |
| 42 | 42" wide unit | <input type="text"/> |
| 48 | 48" wide unit | <input type="text"/> |
| 54 | 54" wide unit | <input type="text"/> |
| 60 | 60" wide unit | <input type="text"/> |
| 66 | 66" wide unit | <input type="text"/> |
| 72 | 72" wide unit | <input type="text"/> |

Prices for Steps 1-2.

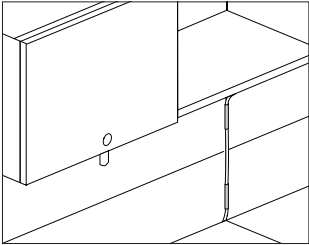
| | |
|-----------|--------|
| FV618. 24 | \$587 |
| 30 | \$594 |
| 36 | \$600 |
| 42 | \$608 |
| 48 | \$615 |
| 54 | \$727 |
| 60 | \$732 |
| 66 | \$1071 |
| 72 | \$1078 |

Step 3. Valance Finish

| | | |
|----|---|------|
| BK | black <input type="text"/> | +\$0 |
| 8Q | folkstone grey <input type="text"/> | +\$0 |
| 91 | white <input type="text"/> | +\$0 |
| 98 | studio white <input type="text"/> | +\$0 |
| CL | cool grey neutral <input type="text"/> | +\$0 |
| CN | metallic champagne <input type="text"/> | +\$0 |
| EH | metallic bronze <input type="text"/> | +\$0 |
| G1 | graphite <input type="text"/> | +\$0 |
| MS | metallic silver <input type="text"/> | +\$0 |
| WL | sandstone <input type="text"/> | +\$0 |
| WN | warm grey neutral <input type="text"/> | +\$0 |

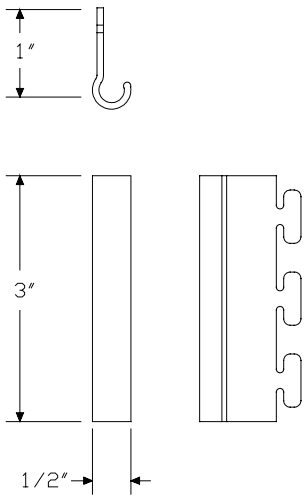
Metallic Paint

| | | |
|-----|-------------------------------------|-------|
| SNA | satin aluminum <input type="text"/> | +\$10 |
| SNB | satin bronze <input type="text"/> | +\$10 |
| SNC | satin carbon <input type="text"/> | +\$10 |



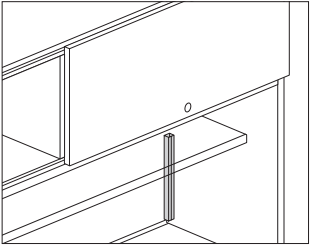
| Product Information |
|--|
| Description |
| These clips attach to a frame at an in-line connection, corner, or end of a frame run (90° and 120° applications) to vertically manage task light cables. At least 2 clips are recommended to manage cables from 1 task light to below a surface. Finish is black. |
| Notes |
| Clips are available in a package of 12 or 36. |
| Dimensions |

| Specification Information |
|---------------------------|
| Step 1. |
| FT198. |
| Step 2. Quantity |
| 12 12 clips |
| 36 36 clips |
| Prices for Steps 1-2. |
| FT198. 12 \$80 |
| 36 \$206 |



Cord Manager

FV984.



Product Information

Description

This cord manager routes a cord from the underside of a hutch to the surface when a task light is attached. Color is black. Package of 6.

Dimensions

Specification Information

Step 1.

FV984.

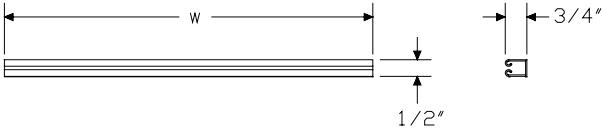
Step 2. Height

| | |
|----|-----------|
| 12 | 12" high |
| 24 | 24" high |
| 30 | 29½" high |

Prices for Steps 1-2.

| | |
|-----------|-------|
| FV984. 12 | \$113 |
| 24 | \$174 |
| 30 | \$208 |

Canvas Office Landscape® Lighting



Index by Product Name

| Canvas Office Landscape® Wall and Private Office | |
|---|---------|
| | page(s) |
| 90° Connector Cover | 46 |
| 90° Connector Cover, Architectural | 48 |
| 90° Connector Top Cap | 69 |
| 90° Connector Top Cap, Architectural | 71 |
| 90° Universal Connector | 42 |
| 90° Universal Stacking Connector | 44 |
| 120° Connector Cover | 50 |
| 120° Connector Top Cap | 72 |
| 120° Corner Surface, 90° Ends | 225 |
| 120° Corner Surface, 120° Ends | 228 |
| 120° Corner Surface, Extended 90° Ends | 230 |
| 120° Universal Connector | 43 |
| 120° Universal Stacking Connector | 45 |
| Acoustical Insert | 188 |
| Architectural Foot | 8 |
| Base Cover Retrofit Kit | 15 |
| Base Power Harness | 94 |
| Bookcase Surface Support | 261 |
| Bowtie Rectangular Surface | 204 |
| B-Style Flipper Door Back Panel | 322 |
| B-Style Flipper Door Unit | 318 |
| B-Style Shelf | 321 |
| Cable Management Channel | 297 |
| Cable Management Clips | 431 |
| Cable Management Trough | 296 |
| Cable Manager | 295 |
| Cable Tray | 109 |
| Canvas Cabinet/Wall Attachment Bracket | 282 |
| Canvas Vertical Tower Attachment Bracket | 283 |
| Cast LED Light | 428 |
| Ceiling Power Entry, Architectural Trim, Connector | 92 |
| Ceiling Power Entry, Connector | 90 |
| Ceiling Power Entry, End of Run | 88 |
| Closed Support Leg | 280 |
| Coat Hook | 190 |
| Coat Hook - Frame Attached | 191 |
| Communication Faceplate Extender | 111 |
| Communication Port Faceplate Extender | 112 |
| Communication Port Faceplate Reducer | 110 |
| Component Brace | 361 |
| Concave Corner Surface | 213 |
| Concave Rectangular Surface | 201 |
| Connector Base Filler | 52 |
| Controlled Receptacle, 4-Circuit, 20 Amp | 106 |
| Controlled Receptacle, 15 Amp (package of 6) | 105 |
| Controlled Receptacle Decal (12 per sheet) | 107 |

| | |
|---|-----|
| Cord Cleat | 298 |
| Cord Manager | 432 |
| Corner Surface | 210 |
| Counterweight | 11 |
| C-Style Flipper Door | 347 |
| C-Style Flipper Door Back Panel | 356 |
| C-Style Flipper Door Unit | 340 |
| C-Style Shelf | 352 |
| Curvilinear Surface | 206 |
| D-Shaped Surface | 249 |
| Dual USB Charging Module, 2 Amp | 104 |
| E-Style Flipper Door Back Panel | 329 |
| E-Style Flipper Door Unit | 323 |
| Extended Corner Surface, Rectangular End | 216 |
| Extended Corner Surface, Round End | 221 |
| Extended-Width Full Height Tile | 117 |
| Extended-Width Lower Power/Data Tile | 153 |
| Extended-Width Lower Power/Data Tile, Low Credenza Height | 158 |
| Extended-Width Lower Tile | 136 |
| Extended-Width Upper Tile | 170 |
| Fabric Back Panel | 357 |
| Fabric Back Panel, Used with Floating Shelf | 363 |
| Finished End | 53 |
| Finished End, Architectural | 55 |
| Finished End, Architectural, Change-Of-Height | 59 |
| Finished End, Architectural, Privacy Door | 67 |
| Finished End, Change-Of-Height | 57 |
| Finished End, for use with Gallery Panel | 61 |
| Fixed Surface Support, Low Credenza, Power Chase | 289 |
| Flat Edge Screen, Delineation | 413 |
| Flat Edge Screen, Frame Top | 30 |
| Flat Edge Screen, Storage Attached | 415 |
| Flat Edge Screen, Surface Attached | 406 |
| Flat Edge Screen, Surface Attached with Modesty | 408 |
| Floating Shelf, Aluminum | 354 |
| Floor Anchor Bracket | 12 |
| Flute™ Personal Light | 433 |
| Frame | 5 |
| Frame Grommet | 108 |
| Frame-to-Frame Connection Hardware | 41 |
| Frame Top Cap | 63 |
| Frame Top Cap, Architectural | 65 |
| Frame Top Cap, Architectural, Privacy Door | 68 |
| Frame Top Screen | 23 |
| Freestanding Foot | 9 |
| F-Style Shelf | 316 |
| F-Style Sliding Door Storage Unit | 311 |

Index by Product Name *continued*

| | | | |
|--|----------|---|---------|
| F-Style Storage Unit Back Panel | 317 | Pari Screen, Surface Attached | 395 |
| F-Style Upmount Sliding Door Storage Unit | 314 | Pari Screen, Surface Attached with Modesty | 397 |
| Full-Height Tile | 113 | Pencil Drawer | 301 |
| Full-Height Tile, Architectural | 120 | Peninsula Support Bracket | 258 |
| Full-Height Tile, Architectural with Power and Data | 160 | Peninsula Surface, Rectangular End | 234 |
| Gallery Panel | 34 | Peninsula Surface, Round End | 238 |
| Glass Back Panel | 378 | Peninsula Surface, Round-End, Center | 246 |
| Glass Back Panel, Used with Floating Shelf | 380 | Peninsula Surface, Round-End, Single | 243 |
| Grommet Kit, Surface | 300 | Peninsula Surface, Round-End, Transition Left | 241 |
| Hardwire Mounting Kit | 100 | Power Entry, External Direct Connect | 85 |
| Hardwire Mounting Kit, Low Credenza Height | 101 | Power Entry, Internal Direct Connect, 4 Circuit | 84 |
| Laminate Back Panel | 366 | Power Entry, New York City | 86 |
| Laminate Back Panel, Used with Floating Shelf | 370 | Power Harness Extender | 98 |
| Laminate Screen, Surface Attached | 417, 421 | Power Harness, Low Credenza Height | 96 |
| Laminate Screen, Surface Attached with Modesty | 419 | Power Harness, Lower Power/Data Tile | 95 |
| Lower Open Tile | 163 | Power Harness, Upper Power/Data Tile | 97 |
| Lower Power/Data Tile | 145 | Power Jumper | 99 |
| Lower Power/Data Tile, Low Credenza Height | 155 | Privacy Door | 38 |
| Lower Tile | 133 | Privacy Door Lock Post Kit | 40 |
| Markerboard Back Panel | 374 | Privacy Panel | 392 |
| Markerboard Back Panel, Used with Floating Shelf | 376 | Rail Tile | 179 |
| Markerboard, Storage Cabinet, Frame Top Mounted | 310 | Receptacle, 4 Circuit, 20 Amp | 103 |
| Marker/Eraser Holder | 192 | Receptacle, 15 Amp (package of 6) | 102 |
| Meridian® Vertical Tower Attachment Bracket | 285 | Rectangular Surface | 193 |
| Metal Board, Screen Attached | 424 | Retrofit Base Cover for Power Entry | 17 |
| Metal Pencil Drawer | 302 | Screen | 387 |
| Modesty Panel | 389 | Shelf Divider, Angled | 362 |
| Monitor Arm Retrofit Kit, Upper Rail Tile | 183 | Single Sided Base Cover Kit | 13 |
| Name Tag Clip | 423 | Squared-Edge Corner Wedge | 251 |
| Off-Module 90° Connector Kit | 74 | Squared-Edge Transaction Surface | 253 |
| Off-Module Upper Tile | 177 | Square Open Support Leg | 276 |
| Open Support, Architectural Foot, Frame Attached | 267 | Square Open Support Leg, Peninsula Attached | 272 |
| Open Support Leg, Architectural Foot | 278 | Stacking Frame | 18 |
| Open Support Leg, Architectural Foot, Peninsula/D-Shaped Surface | | Stiffener | 291 |
| Attached | 292 | Storage Cabinet, Frame Top, Mounted, Open | 303 |
| Open Support Leg, Tapered Foot, Peninsula/D-Shaped Surface | | Storage Cabinet, Frame Top, Mounted, Sliding Door | 306 |
| Attached | 271 | Support Bracket, Low Credenza-to-Frame | 33, 286 |
| Open Support, Tapered Foot, Frame Attached | 266 | Support Leg, Post | 275 |
| Overhead Storage Cabinet, Hinged Doors | 330 | Support Panel, Frame-Attached | 263 |
| Overhead Storage Cabinet, Open | 325 | Support Panel, Tapered Foot, Frame Attached | 262 |
| Overhead Storage Cabinet, Sliding Doors | 349 | Surface-Attached Screen, Flat Edge | 410 |
| Overhead Storage Cabinet, Sliding Full Enclosure | 342 | Surface Cantilever | 257 |
| Overhead Storage Cabinet, Sliding Partial Enclosure | 336 | Surface Ganging Bracket | 294 |
| Pari Screen, Delineation | 402 | Surface Support, Low Credenza, Adjustable Height | 288 |
| Pari Screen, Frame Top | 27 | Surface Support, Low Credenza, Fixed Height | 287 |
| Pari Screen, Height Adjustable Tables | 399 | Surface Support Rail | 260 |
| Pari Screen, Storage Attached | 404 | Tackboard | 385 |

Index by Product Name *continued*

| | |
|---|-----|
| Tackboard, Storage Cabinet, Frame Top Mounted | 309 |
| Thin-Profile Stacking Window | 19 |
| Tile Adapters, Wall Strip | 81 |
| Tile Trim, Wall Strip | 82 |
| Toggle Wall Strip Anchor | 80 |
| Tool Bar | 189 |
| To-The-Floor Extended-Width Full-Height Tile | 127 |
| To-The-Floor Extended-Width Lower Tile | 142 |
| To-The-Floor Full-Height Tile | 123 |
| To-The-Floor Full-Height Tile, Architectural | 130 |
| To-The-Floor Lower Tile | 139 |
| Tu® Storage Tower Attachment Bracket | 284 |
| Twist™ LED Task Light | 426 |
| Under Shelf LED Task Light | 427 |
| Universal Post Leg | 273 |
| Universal Post Leg, Frame Attached | 269 |
| Upmount Screen | 21 |
| Upper Monitor Arm Tile | 181 |
| Upper Open Tile | 186 |
| Upper Power/Data Tile | 174 |
| Upper Tile | 165 |
| Upper Window Tile | 184 |
| Utility Shelf | 335 |
| Valance, for Cast LED Light | 430 |
| Vertical Cable Manager | 299 |
| Vertical Trim, Wall Strip | 83 |
| Wall Fastener | 78 |
| Wall-Mount Fabric Tackboard, for use with Canvas Private Office | 382 |
| Wall Start | 76 |
| Wall Start Filler | 77 |
| Wall Strip | 79 |
| Work Surface Support Bracket | 259 |

Index by Product Number

| | |
|---|-------------|
| A3390. B-Style Flipper Door Back Panel | page(s) 322 |
| E2931. Work Surface Support Bracket | 259 |
| E3190. E-Style Flipper Door Back Panel | 329 |
| E3234. Utility Shelf | 335 |
| FM930. Canvas Vertical Tower Attachment Bracket | 283 |
| FT2A1. Open Support, Architectural Foot, Frame Attached | 267 |
| FT2A2. Open Support Leg, Architectural Foot, Peninsula/D-Shaped Surface Attached | 292 |
| FT2B1. Universal Post Leg, Frame Attached | 269 |
| FT2B2. Universal Post Leg | 273 |
| FT2F2. Open Support Leg, Tapered Foot, Peninsula/D-Shaped Surface Attached | 271 |
| FT2G2. Support Panel, Frame-Attached | 263 |
| FT11A. Frame Top Cap, Architectural | 65 |
| FT11B. Frame Top Cap, Architectural, Privacy Door | 68 |
| FT12A. 90° Connector Top Cap, Architectural | 71 |
| FT12B. 90° Connector Cover, Architectural | 48 |
| FT14A. Ceiling Power Entry, Architectural Trim, Connector | 92 |
| FT15A. Power Harness, Low Credenza Height | 96 |
| FT15C. Hardwire Mounting Kit, Low Credenza Height | 101 |
| FT15U. Dual USB Charging Module, 2 Amp | 104 |
| FT16A. Finished End, Architectural | 55 |
| FT16B. Finished End, Architectural, Change-Of-Height | 59 |
| FT16D. Finished End, Architectural, Privacy Door | 67 |
| FT16G. Finished End, for use with Gallery Panel | 61 |
| FT17R. Lower Power/Data Tile | 145 |
| FT18A. Full-Height Tile, Architectural | 120 |
| FT18D. Full-Height Tile, Architectural with Power and Data | 160 |
| FT19C. Cable Management Channel | 297 |
| FT29A. Peninsula Support Bracket | 258 |
| FT29B. Surface Ganging Bracket | 294 |
| FT36R. Extended-Width Lower Power/Data Tile | 153 |
| FT37R. Lower Power/Data Tile, Low Credenza Height | 155 |
| FT38A. To-The-Floor Full-Height Tile, Architectural | 130 |
| FT39R. Extended-Width Lower Power/Data Tile, Low Credenza Height | 158 |
| FT110. Frame | 5 |
| FT111. Stacking Frame | 18 |
| FT112. Frame Top Cap | 63 |
| FT113. Upmount Screen | 21 |
| FT114. Frame Top Screen | 23 |
| FT115. Gallery Panel | 34 |
| FT116. Freestanding Foot | 9 |
| FT117. Architectural Foot | 8 |
| FT118. Privacy Door | 38 |
| FT119. Floor Anchor Bracket | 12 |
| FT121. 90° Universal Connector | 42 |

| | |
|--|-----|
| FT122. 90° Universal Stacking Connector | 44 |
| FT123. 90° Connector Cover | 46 |
| FT126. 90° Connector Top Cap | 69 |
| FT127. Off-Module 90° Connector Kit | 74 |
| FT128. Frame-to-Frame Connection Hardware | 41 |
| FT131. 120° Universal Connector | 43 |
| FT132. 120° Universal Stacking Connector | 45 |
| FT133. 120° Connector Cover | 50 |
| FT136. 120° Connector Top Cap | 72 |
| FT140. Power Entry, External Direct Connect | 85 |
| FT141. Power Entry, New York City | 86 |
| FT142. Ceiling Power Entry, End of Run | 88 |
| FT143. Ceiling Power Entry, Connector | 90 |
| FT144. Power Entry, Internal Direct Connect, 4 Circuit | 84 |
| FT150. Base Power Harness | 94 |
| FT151. Power Harness Extender | 98 |
| FT152. Power Harness, Lower Power/Data Tile | 95 |
| FT153. Power Harness, Upper Power/Data Tile | 97 |
| FT154. Power Jumper | 99 |
| FT155. Receptacle, 15 Amp (package of 6) | 102 |
| FT155M Controlled Receptacle, 15 Amp (package of 6) | 105 |
| FT156. Receptacle, 4 Circuit, 20 Amp | 103 |
| FT156M Controlled Receptacle, 4-Circuit, 20 Amp | 106 |
| FT157. Hardwire Mounting Kit | 100 |
| FT160. Finished End | 53 |
| FT161. Finished End, Change-Of-Height | 57 |
| FT162. Retrofit Base Cover for Power Entry | 17 |
| FT163. Base Cover Retrofit Kit | 15 |
| FT165. Connector Base Filler | 52 |
| FT167. Tile Trim, Wall Strip | 82 |
| FT170. Lower Tile | 133 |
| FT171. Lower Power/Data Tile | 145 |
| FT172. Lower Open Tile | 163 |
| FT174. Lower Open Tile | 163 |
| FT175. Rail Tile | 179 |
| FT178. Upper Monitor Arm Tile | 181 |
| FT179. Monitor Arm Retrofit Kit, Upper Rail Tile | 183 |
| FT180. Full-Height Tile | 113 |
| FT181. Upper Tile | 165 |
| FT183. Upper Window Tile | 184 |
| FT184. Upper Power/Data Tile | 174 |
| FT185. Upper Open Tile | 186 |
| FT187. Thin-Profile Stacking Window | 19 |
| FT188. Off-Module Upper Tile | 177 |
| FT189. Acoustical Insert | 188 |
| FT190. Wall Start | 76 |
| FT191. Wall Strip | 79 |

Index by Product Number *continued*

| | | |
|--------|---|---------|
| FT192. | Tile Adapters, Wall Strip | 81 |
| FT193. | Cable Tray | 109 |
| FT194. | Frame Grommet | 108 |
| FT197. | Vertical Trim, Wall Strip | 83 |
| FT198. | Cable Management Clips | 431 |
| FT199. | Cable Management Trough | 296 |
| FT280. | Squared-Edge Transaction Surface | 253 |
| FT290. | Surface Cantilever | 257 |
| FT291. | Support Panel, Tapered Foot, Frame Attached | 262 |
| FT292. | Support Bracket, Low Credenza-to-Frame | 33, 286 |
| FT293. | Bookcase Surface Support | 261 |
| FT294. | Open Support, Tapered Foot, Frame Attached | 266 |
| FT295. | Surface Support Rail | 260 |
| FT298. | Surface Support, Low Credenza, Fixed Height | 287 |
| FT299. | Surface Support, Low Credenza, Adjustable Height | 288 |
| FT351. | Pari Screen, Surface Attached | 395 |
| FT353. | Pari Screen, Surface Attached with Modesty | 397 |
| FT354. | Pari Screen, Delineation | 402 |
| FT355. | Pari Screen, Frame Top | 27 |
| FT356. | Flat Edge Screen, Surface Attached | 406 |
| FT357. | Flat Edge Screen, Surface Attached with Modesty | 408 |
| FT358. | Flat Edge Screen, Delineation | 413 |
| FT359. | Flat Edge Screen, Frame Top | 30 |
| FT360. | Laminate Screen, Surface Attached | 417 |
| FT361. | Laminate Screen, Surface Attached with Modesty | 419 |
| FT370. | Extended-Width Lower Tile | 136 |
| FT371. | Lower Power/Data Tile, Low Credenza Height | 155 |
| FT372. | | |
| FT375. | To-The-Floor Lower Tile | 139 |
| FT376. | To-The-Floor Extended-Width Lower Tile | 142 |
| FT380. | Extended-Width Full Height Tile | 117 |
| FT381. | Extended-Width Upper Tile | 170 |
| FT385. | To-The-Floor Full-Height Tile | 123 |
| FT386. | To-The-Floor Extended-Width Full-Height Tile | 127 |
| FT410. | F-Style Sliding Door Storage Unit | 311 |
| FT411. | F-Style Shelf | 316 |
| FT412. | F-Style Storage Unit Back Panel | 317 |
| FT414. | F-Style Upmount Sliding Door Storage Unit | 314 |
| FT415. | Storage Cabinet, Frame Top, Mounted, Open | 303 |
| FT416. | Storage Cabinet, Frame Top, Mounted, Sliding Door | 306 |
| FT420. | B-Style Flipper Door Unit | 318 |
| FT422. | B-Style Shelf | 321 |
| FT430. | E-Style Flipper Door Unit | 323 |
| FT489. | Coat Hook - Frame Attached | 191 |
| FT490. | Coat Hook | 190 |
| FT491. | Tackboard, Storage Cabinet, Frame Top Mounted | 309 |
| FT492. | Markerboard, Storage Cabinet, Frame Top Mounted | 310 |

| | | |
|--------|---|-----|
| FT900. | Tool Bar | 189 |
| FT920. | Wall Start Filler | 77 |
| FT963. | Single Sided Base Cover Kit | 13 |
| FT992. | Privacy Door Lock Post Kit | 40 |
| FTE10. | Rectangular Surface | 193 |
| FTE11. | Concave Rectangular Surface | 201 |
| FTE12. | Curvilinear Surface | 206 |
| FTE21. | Concave Corner Surface | 213 |
| FTE41. | 120° Corner Surface, 120° Ends | 228 |
| FTE44. | 120° Corner Surface, Extended 90° Ends | 230 |
| FTE60. | Peninsula Surface, Round-End, Center | 246 |
| FTE61. | Peninsula Surface, Round-End, Single | 243 |
| FTE62. | | |
| FTE67. | Peninsula Surface, Round-End, Transition Left | 241 |
| FTS10. | Rectangular Surface | 193 |
| FTS11. | Concave Rectangular Surface | 201 |
| FTS12. | Curvilinear Surface | 206 |
| FTS18. | Bowtie Rectangular Surface | 204 |
| FTS20. | Corner Surface | 210 |
| FTS21. | Concave Corner Surface | 213 |
| FTS22. | Extended Corner Surface, Rectangular End | 216 |
| FTS23. | | |
| FTS26. | Extended Corner Surface, Round End | 221 |
| FTS27. | | |
| FTS34. | Peninsula Surface, Rectangular End | 234 |
| FTS35. | Peninsula Surface, Round End | 238 |
| FTS36. | D-Shaped Surface | 249 |
| FTS40. | 120° Corner Surface, 90° Ends | 225 |
| FTS41. | 120° Corner Surface, 120° Ends | 228 |
| FTS44. | 120° Corner Surface, Extended 90° Ends | 230 |
| FTT10. | Rectangular Surface | 193 |
| FTT12. | Curvilinear Surface | 206 |
| FTT21. | Concave Corner Surface | 213 |
| FTT22. | Extended Corner Surface, Rectangular End | 216 |
| FTT23. | | |
| FTT40. | 120° Corner Surface, 90° Ends | 225 |
| FTT60. | Peninsula Surface, Round-End, Center | 246 |
| FTT61. | Peninsula Surface, Round-End, Single | 243 |
| FV2A2. | Open Support Leg, Architectural Foot | 278 |
| FV2D1. | Square Open Support Leg, Peninsula Attached | 272 |
| FV2D2. | Square Open Support Leg | 276 |
| FV2E2. | Closed Support Leg | 280 |
| FV43C. | Overhead Storage Cabinet, Open | 325 |
| FV43F. | Overhead Storage Cabinet, Sliding Full Enclosure | 342 |
| FV43H. | Overhead Storage Cabinet, Hinged Doors | 330 |
| FV43P. | Overhead Storage Cabinet, Sliding Partial Enclosure | 336 |
| FV43S. | Overhead Storage Cabinet, Sliding Doors | 349 |

Index by Product Number *continued*

| | |
|--|-----|
| FV298. Fixed Surface Support, Low Credenza, Power Chase | 289 |
| FV360. Pari Screen, Storage Attached | 404 |
| FV361. Flat Edge Screen, Storage Attached | 415 |
| FV434. Floating Shelf, Aluminum | 354 |
| FV617. Cast LED Light | 428 |
| FV618. Valance, for Cast LED Light | 430 |
| FV689. Support Leg, Post | 275 |
| FV692. Canvas Cabinet/Wall Attachment Bracket | 282 |
| FV693. Privacy Panel | 392 |
| FV694. Screen | 387 |
| FV695. Cable Manager | 295 |
| FV696. Stiffener | 291 |
| FV697. Modesty Panel | 389 |
| FV698. Vertical Cable Manager | 299 |
| FV930. Fabric Back Panel | 357 |
| FV932. Fabric Back Panel, Used with Floating Shelf | 363 |
| FV940. Laminate Back Panel | 366 |
| FV942. Laminate Back Panel, Used with Floating Shelf | 370 |
| FV960. Markerboard Back Panel | 374 |
| FV962. Markerboard Back Panel, Used with Floating Shelf | 376 |
| FV970. Glass Back Panel | 378 |
| FV972. Glass Back Panel, Used with Floating Shelf | 380 |
| FV980. Tackboard | 385 |
| FV982. Grommet Kit, Surface | 300 |
| FV984. Cord Manager | 432 |
| FV990. Wall-Mount Fabric Tackboard, for use with Canvas Private Office | 382 |
| FZ19D. Counterweight | 11 |
| G1189. Communication Port Faceplate Extender | 112 |
| G1189. Communication Port Faceplate Reducer | 110 |
| G1331. Cord Cleat | 298 |
| G6160. Twist™ LED Task Light | 426 |
| G6170. Under Shelf LED Task Light | 427 |
| G7330. Shelf Divider, Angled | 362 |
| G9999. Controlled Receptacle Decal (12 per sheet) | 107 |
| LG692. Tu® Storage Tower Attachment Bracket | 284 |
| MTAB. Meridian® Vertical Tower Attachment Bracket | 285 |
| X1191. Toggle Wall Strip Anchor | 80 |
| X1192. Wall Fastener | 78 |
| X1313. Communication Faceplate Extender | 111 |
| X3710. C-Style Flipper Door | 347 |
| X3730. C-Style Shelf | 352 |
| X3750. C-Style Flipper Door Unit | 340 |
| X3790. C-Style Flipper Door Back Panel | 356 |
| X3910. Component Brace | 361 |
| Y1116. Pari Screen, Height Adjustable Tables | 399 |
| Y1118. Surface-Attached Screen, Flat Edge | 410 |



| | |
|--|-----|
| Y1120. Laminate Screen, Surface Attached | 421 |
| Y1121. Name Tag Clip | 423 |
| Y1122. Metal Board, Screen Attached | 424 |
| Y2091. Squared-Edge Corner Wedge | 251 |
| Y5010. Pencil Drawer | 301 |
| Y5012. Metal Pencil Drawer | 302 |
| Y6470. Flute™ Personal Light | 433 |
| Y7231. Marker/Eraser Holder | 192 |



20-Day or Less/Assigned Lead-Time Order Information

20-Day or Less and Assigned Lead-Time Programs

20-day or less and assigned lead-time products are designed for established Herman Miller dealers with pre-approved credit.

Products are distributed from multiple manufacturing facilities across the United States. All products and options not designated by an Assigned Lead-Time icon  will ship in 20 business days or less after being acknowledged by Herman Miller. Products and options designated by an  are on the assigned lead-time program and will ship in 20 days, less than 20 days, or more than 20 days from order acknowledgement.

Ordering Procedure

Please place orders through Order Manager. If this is not available to you, place orders through mail or fax. Verbal purchase orders will not be accepted.

Order Entry fax number for Meridian®

Filing and Storage: (616) 846 9236.

Order Entry fax number for all other products:

(616) 654 3085.

For more information, contact your Customer Care representative at: (866) 854 3048 ext 3400.

Shipments and Delivery

Per Herman Miller Terms and Conditions.

Changes and Cancellation

Per Herman Miller Terms and Conditions.



Keyed-Alike Information

Keyed-Alike Locks

All components with locks may be specified keyed alike. Products with keyed-alike locks will be shipped with lock chassis installed. Installation of lock cylinders will be on-site according to instructions provided. Herman Miller, Inc., will not be responsible for lock cylinder installation.

When specifying product keyed-alike, include separate lines on your order for the lock cylinders.

For Action Office®, Ethospace®, and Supplemental products, list cylinder part number and key number (232092-XXX); select a key number (or numbers) between 226 and 427, excluding numbers 408 and 412.

The following products require a different lock cylinder part number Specify UKY001-XXX for these products only; select a key number (or numbers) between 226 and 427, excluding numbers 408 and 412.

- A3013.
- A3053.
- G5180.
- G5181.
- G5280.

The keys provided in 232092-XXX and UKY001-XXX kits work with either cylinder type, provided the key numbers match.

For Tu® Storage, Canvas Office Landscape®, and Meridian® Storage, see the following charts.

Keyed-alike locks are field installed.

To order keyed-alike locks for Action Office® Series 1 and 2 door panels, please contact Customer Care.

A master key can be used to open any lock on an attached or freestanding component. In addition, a removal key or lock change tool is required to remove lock plugs. Customers interested in ordering master keys, removal keys, or lock change tools should contact Customer Care.

For Canvas overhead and lower storage units, specify as follows:

| Specification Code | Part Number | Color | Lock Series |
|--------------------|-------------------------|--------|-------------------|
| KA | 1B2JK7-XXX ¹ | chrome | UM series 226-427 |

For Canvas Metal Storage, Meridian Storage, and Tu Storage, specify as follows:

| Specification Code | Key Number | Color | Lock Series |
|--------------------|-------------------------|--------|-------------------|
| KA | 232092-XXX ¹ | black | UM series 226-427 |
| KA | 1B2JK7-XXX ¹ | chrome | UM series 226-427 |

For Canvas Metal Desk overhead units, specify as follows:

| Specification Code | Key Number | Color | Lock Series |
|--------------------|-------------------------|--------|-------------------|
| KA | 232092-XXX ¹ | black | UM series 226-427 |
| KC | 1B2JK7-XXX ¹ | chrome | UM series 226-427 |

Key Number:
XXX¹ = a key number between 226 and 427 (excluding 408 and 412)

Vary Easy Program

Program Overview

The Vary Easy program offers expanded product selections beyond what is available through our standard offering. From expanded material and finish lists, to size availability, to completely new product configurations, the Vary Easy program offers it all at standard pricing, warranty, and lead-time.

Specifying Vary Easy using Made-to-Measure Plus

Vary Easy products are now available by clicking the Vary Easy/Options tile in the Made-to-Measure Plus tool.

Made-to-Measure Plus is a web-based tool available through Omni that takes the guesswork out of specifying products and service parts. It's quickly evolving to become your one-stop shop for specifying Herman Miller products and service parts, particularly customized product like Vary Easy and HM Options.

Vary Easy products are no longer published in marketing SIF for importing into specIT and other third-party specifiers. Specifying through the Made-to-Measure Plus tool allows us to make frequent updates and offer more complex products. It allows you to easily specify and price products and download SIF files to import into your specification tool. The acknowledgement process for Vary Easy products is the same as for any standard order. Vary Easy products ship with a standardized lead-time and are competitively priced.

For step-by-step instructions, reference the Made-to-Measure Plus page under Tools & Resources on Omni to watch the how-to video and to see how easy it is to specify Vary Easy products in Made-to-Measure Plus.

For Vary Easy product and specification questions, contact Product Services at 866 854 3048 (ext #1).

For technical questions about the Made-to-Measure Plus tool, contact Sales Technology Support at 866 854 3048 (ext #4) or sts@hermanmiller.com.

Fire Retardancy for Proprietary Fabrics

Action Office® Products

The panel types listed below, when covered with the textiles identified below, meet the Class A requirements for flame spread and smoke development as specified by the National Fire Protection Association (NFPA) in the 2015 Life Safety Code No. 101, and the Underwriter's Laboratories requirements for use with energy distribution components (listed by UL under Office Furnishings 1286).

| Panel Type | | | |
|----------------|-----------------------------|------------------|--------------------|
| fabric covered | stacking fabric covered | | |
| acoustical | tackable acoustical barrier | | |
| | partial-glazed | | |
| Textiles | | | |
| Aristo | Dex | Horizon | Silkworm |
| Bento | Frost | Kira 2 | Sironetta |
| Chain | Gem ¹ | Loom | Slant |
| Code | Glaze | Medley | Stitches |
| Connection | Glisten | Pins and Needles | Strands |
| Cord | Grasscloth | Quilty | String Plaid |
| Crepe | Grosgrain ¹ | Resonance | Tailored |
| Crossing | Ground Cloth® | Rivet | Twist ¹ |
| Current | Hopsak | Savannah | Whisper |

¹ Fabric not available on acoustical panels.

Action Office Products

The panel type listed below meets the Class A requirements for flame spread and smoke development as specified by the National Fire Protection Association (NFPA) in the 2015 Life Safety Code No. 101, and the Underwriter's Laboratories requirements for use with energy distribution components (listed by UL under Office Furnishings 1286).

| Panel Type |
|---------------|
| hard-surfaced |

Ethospace® Products

Acoustical tiles, when covered with the textiles identified below, meet the Class B requirements for flame spread and smoke development as specified by the NFPA in the 2015 Life Safety Code No. 101, and the Underwriter's Laboratories requirements for use with electrical components (listed by UL under Office Furnishings 1286).

Face tiles and beltline communication tiles, when covered with the textiles identified below, meet the Class A requirements for flame spread and smoke development as specified by the National Fire Protection Association (NFPA) in the 2015 Life Safety Code No. 101, and the Underwriter's Laboratories requirements for use with electrical components (listed by UL under Office Furnishings 1286).

Tackable tiles, when covered with the textiles identified below, meet the Class B requirements for flame spread and smoke development as specified by the NFPA in the 2015 Life Safety Code No. 101, and the Underwriter's Laboratories requirements for use with electrical components (listed by UL under Office Furnishings 1286).

| Tile Type | |
|-----------------|--------------------|
| face tile | beltline face tile |
| tackable tile | cable access tile |
| acoustical tile | cable channel tile |

| Textiles | | | |
|------------|---------------|-----------|--------------|
| Chain | Gem | Loft | Silkworm |
| Code | Glaze | Medley | Sironetta |
| Connection | Glisten | Moiré | Slant |
| Cord | Grasscloth | Pins and | Strands |
| Crepe | Grosgrain | Needles | String Plaid |
| Crossing | Ground Cloth® | Quilty | Tailored |
| Current | Hopsak | Resonance | Twist |
| Fish Net | Horizon | Rivet | Well Suited |
| Frost | Kira 2 | Savannah | |

Fire Retardancy — Workspaces

continued

Canvas Office Landscape® Products

Tiles, when covered with the textiles identified below, meet the Class A requirements for flame spread and smoke development as specified by the National Fire Protection Association (NFPA) in the 2015 Life Safety Code No. 101, and the Underwriter’s Laboratories requirements for use with electrical components (listed by UL under Office Furnishings 1286).

| Tile Type | |
|------------------|-----------------------|
| lower tile | lower power/data tile |
| full height tile | off-module upper tile |
| upper tile | upper power/data tile |

| Textiles | | | |
|------------|---------------------|-----------------------|--------------|
| Aristo | Frost | Loom | Stitches |
| Bento | Gem | Medley | Strands |
| Chain | Glaze | Moiré | String Plaid |
| Code | Glisten | Pins and Needles | Tailored |
| Connection | Grasscloth | Quilty | Tape |
| Cord | Grosgrain | Resonance | Twist |
| Crepe | Ground Cloth | Rivet | Well Suited |
| Crossing | Hopsak ¹ | Savannah ¹ | Whisper |
| Current | Horizon | Silkworm | |
| Dex | Kira 2 ¹ | Sironetta | |
| Fish Net | Loft ¹ | Slant | |

¹ Canvas tiles, when covered in Hopsak, Kira 2, Loft, or Savannah meet the Class B requirements for flame spread and smoke development as specified by the NFPA in the 2015 Life Safety Code No. 101.

Fire Retardancy for Maharam® Fabrics

The panel types, tile types, and textiles listed below are recognized by the Underwriter's Laboratories under the UL Component Recognition Program. The following UL recognized fabrics, when used on the panel or tile types listed below, fall within a Class C requirement for flame spread and smoke development as specified by the National Fire Protection Association (NFPA) in the 2015 Life Safety Code No. 101. The panels and tiles are incomplete in construction features when tested. The UL Component Recognition Program does not provide evidence of UL listing or labeling, which may be required by installation codes or standards.

Tackable tiles, when covered with the textiles identified below, meet a minimum Class C requirement for flame spread and smoke development as specified by the NFPA in the 2015 Life Safety Code No. 101, and the Underwriter's Laboratories requirements for use with electrical components (listed by UL under Office Furnishings 1286).

| Action Office Products | |
|------------------------|-----------------------------|
| Panel Type | |
| fabric covered | stacking fabric covered |
| acoustical | tackable acoustical barrier |
| | partial-glazed |
| Textiles | |
| Adjourn | Parallel ¹ |
| Crisp ² | Plait |
| Glint | Reply |
| Hum | Sharkskin 2 |
| Manner | Skein |
| Meld | Sketch |
| Metric | Spiral |
| Mode | Ticker |
| Morse | Unit |

¹ Fabric not available on acoustical panels.

² Fabric not available on partial-glazed panels.

| Ethospace Products | |
|--------------------|--------------------|
| Tile Type | |
| face tile | beltline face tile |
| tackable tile | cable access tile |
| acoustical tile | cable channel tile |
| Textiles | |
| Adjourn | Parallel |
| Crisp ¹ | Plait |
| Glance | Sharkskin 2 |
| Glint | Skein |
| Hum | Sketch |
| Manner | Spiral |
| Messenger | Ticker |
| Morse | |

¹ Fabric not available on tackable tiles.

| Canvas Office Landscape Products | |
|----------------------------------|-----------------------|
| Tile Type | |
| lower tile | lower power/data tile |
| full height tile | off-module upper tile |
| upper tile | upper power/data tile |
| Textiles | |
| Adjourn | Parallel |
| Crisp | Plait |
| Hum | Skein |
| Manner | Sketch |
| Messenger | Spiral |
| Metric | Ticker |
| Morse | |

Stain-to-Match Program

Stain-to-Match Program

Program Overview

The Stain-to-Match program gives you the option of using veneer finishes that are not listed in the standard offering. The program allows Herman Miller to match a customer's existing recut or natural veneer, or create a new finish that is unique to an installation.

Specific information on approval, ordering, pricing, and warranty for the Stain-to-Match program is listed below. Questions and requests for assistance may be directed to Herman Miller Options at: (800) 654 3910

Stain-to-Match Process

1. Fill out the Options Stain-to-Match Request Form and send along with a color sample (2" x 3" minimum) to the Herman Miller Options Applications Team at the address provided on the form. The form can be found on Omni.
2. Within 7-10 working days, Herman Miller Options will send a sample of the color-matched stain on Herman Miller veneer to the requester for the customer's signed approval.
3. If the sample meets the customer's approval, sign the reverse side of the sample, scan and email the approval to: options@hermanmiller.com.
4. After the stain has been approved, a formal quotation with special number and pricing can be provided, or the product can be specified through the Vary Easy program, if available. Work with the Options team on final product needs and how to specify.
5. A purchase order can then be placed.

Stain-to-Match Warranty

Herman Miller warrants its products to be free from defects in craftsmanship from the date of delivery for the applicable warranty period. Herman Miller is responsible for the physical properties of the veneers available through the Stain-to-Match program, which include:

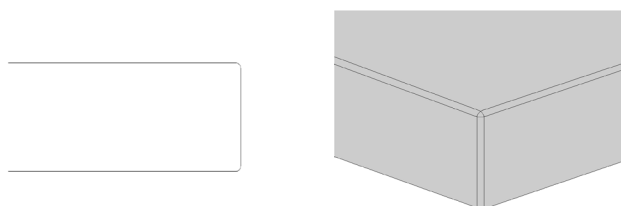
- STA: Stain-to-Match on Recut Ash
- STC: Stain-to-Match on Cherry
- STD: Stain-to-Match on Oak
- STK: Stain-to-Match on Reltech Anigre (Geiger)
- STP: Stain-to-Match on Maple
- STU: Stain-to-Match on Walnut (Geiger)

See your specification tool for product specific finish offering limitations.

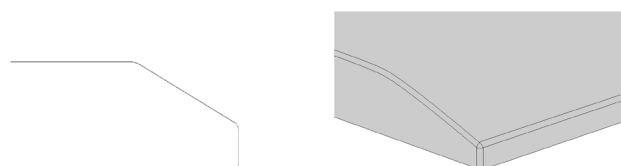
Surface Edge Styles

Surface Edge Styles

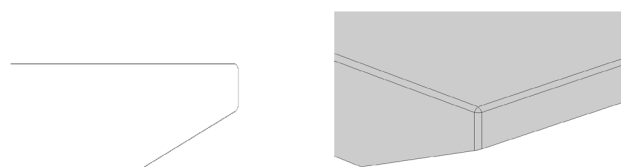
Squared Edge



Eased Edge



Thin Edge



















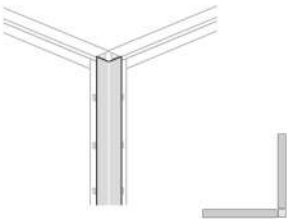
Canvas Office Landscape® Connectors and Covers Matrix

Use the following matrix to confirm your connector, cover, and top cap selection based on the frame heights specified. This matrix represents a subset of the possible frame and connector applications and shows the correct connector, connector cover, and top cap to specify.

For additional applications and information, see the Canvas Office Landscape® Planning Guide.

| Legend | |
|---|-----------------------------|
| Frames | |
|  | Same Height/Tallest |
|  | 11" Drop in Height |
|  | 22" Drop in Height |
| Connectors | |
| 35" and 46" High Frames | |
|  .46 | |
| 57", 68" and 79" High Frames | |
|  .57 | |
| Covers | |
| One Side | |
|  | .1 + Required Height |
|  | (Shown When 2 are Required) |
| Two Sides | |
|  | .2 + Required Height |
| Three Sides | |
|  | .3 + Required Height |
| Top Caps | |
|  | .1A |
|  | .2A |
|  | .2B |
|  | .3A |
|  | .4A |

2-Way, Equal-Height Frames



Frames 35/35



Frames 46/46



Frames 57/57



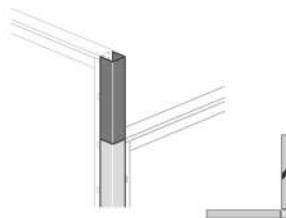
Frames 68/68



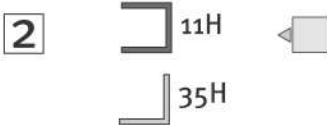
Frames 79/79



2-Way, 1 Frame 11" Lower



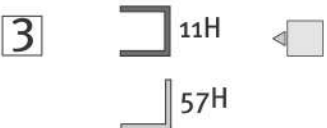
Frames 46/35



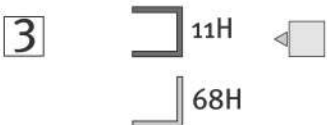
Frames 57/46



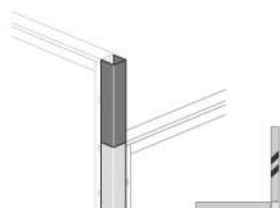
Frames 68/57



Frames 79/68



2-Way, 1 Frame 22" Lower



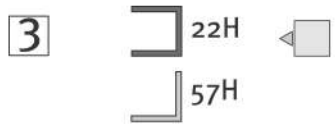
Frames 57/35



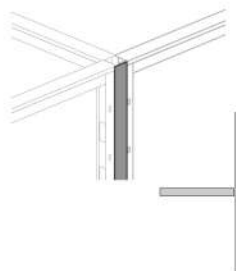
Frames 68/46



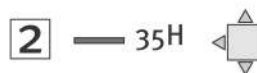
Frames 79/57



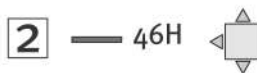
3-Way, Equal-Height Frames



Frames 35/35/35



Frames 46/46/46



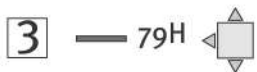
Frames 57/57/57



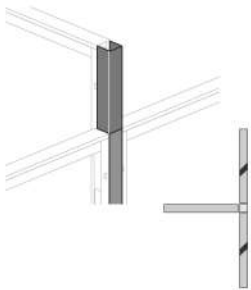
Frames 68/68/68



Frames 79/79/79



3-Way, 1 Frame 11" Higher



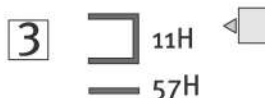
Frames 35/46/35



Frames 46/57/46



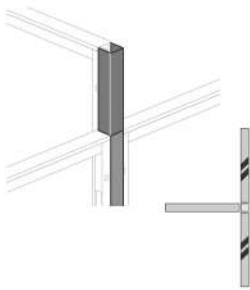
Frames 57/68/57



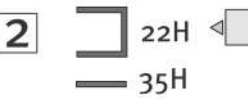
Frames 68/79/68



3-Way, 1 Frame 22" Higher



Frames 35/57/35



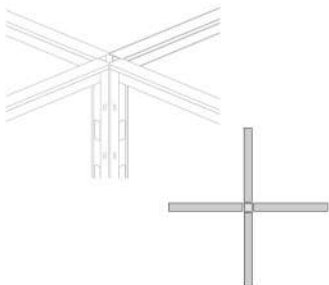
Frames 46/68/46



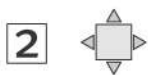
Frames 57/79/57



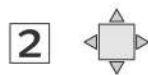
4-Way, Equal-Height Frames



Frames 35



Frames 46



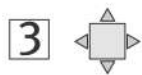
Frames 57



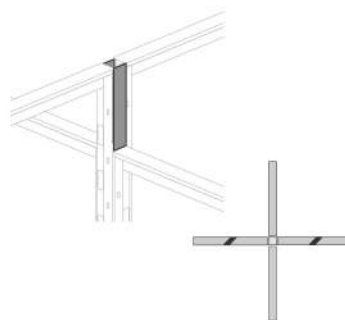
Frames 68



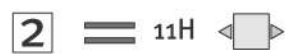
Frames 79



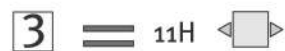
4-Way, 2 180° Equal-Height Frames, 2 180° Frames
11" Lower



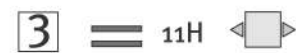
Frames 46/35/46/35



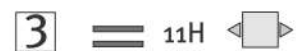
Frames 57/46/57/46



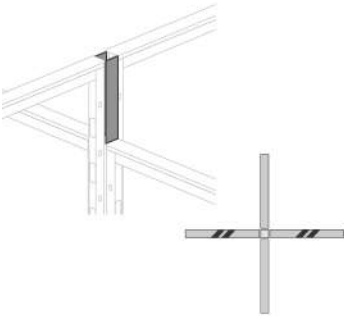
Frames 68/57/68/57



Frames 79/68/79/68



4-Way, 2 180° Equal-Height Frames, 2 180° Frames
22" Lower



Frames 57/35/57/35

3 = 22H

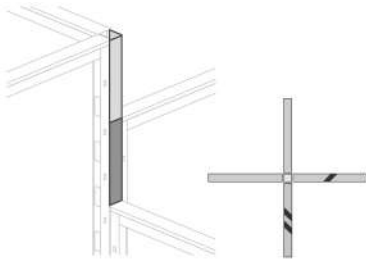
Frames 68/46/68/46

3 = 22H

Frames 79/57/79/57

3 = 22H

4-Way, 2 90° Frames 11" Lower, 1 Frame 22" Lower



Frames 57/57/46/35

3 11H 11H

Frames 68/68/57/46

3 11H 11H

Frames 79/79/68/57

3 11H 11H

Customer's Own Material/ Customer's Own Leather Order Information — Cushion Tops

Customer's Own Material/Customer's Own Leather

Program Overview

The Customer's Own Material (COM) and Customer's Own Leather (COL) program gives you the option of using textiles other than those listed. Herman Miller will test textiles for application to Herman Miller products and will process orders for those with approved COM/COL textiles only. COM/COL are assigned lead time textiles.

Omni lists an overview of fabrics and leathers that have been tested and indicates whether or not they were approved for application to Herman Miller products.

Specific information on the terms and conditions, testing, approval, and ordering process for COM/COL is listed below. Questions about the COM/COL program and requests for assistance may be directed to your COM representative at:

(616) 654 3400

(866) 854 3048 ext 6543400

Customer's Own Material/Customer's Own Leather Warranty

Herman Miller does not warrant COM/COL textiles. COM/COL textiles are tested for application only; they are not tested for performance. The Herman Miller warranty does apply to the underlying products.

Suppliers of COM/COL textiles are responsible for color consistency within commercial tolerances, UV stability, and resistance to soiling and perspiration.

Customer's Own Material/Customer's Own Leather Pricing

COM is a Category 1 fabric. There are no application charges for COM fabrics. COL is a Category 7 textile; refer to prices on specific products to determine the application charge.

Ordering and payment for COM/COL textile yardage are the responsibility of the customer and the textile supplier.

If desired, Herman Miller will purchase COM textiles directly from Maharam, Camira, C.F. Stinson, Guilford of Maine, Luna Textiles, Momentum Textiles and Ultrafabrics to simplify ordering and shipment. For this service, refer to the Supplier Connection program in Omni.

Application Note

Herman Miller does not guarantee that Customer's Own Material (COM) fabric patterns will align across panels/tiles or from one screen to the next. We also do not guarantee that COM fabric designs will be positioned consistently in the same location across several panels, tiles, or screens.

Textile Approval

1. Select a COM/COL textile.
2. If your textile does not show as tested in Omni, submit a request. You will be required to select a specific color of the textile and feature of the product to test, i.e., seat, back, etc.
3. Herman Miller will notify you of approval or disapproval within 4 days from receipt of the test yardage.

Ordering Products with COM/COL

1. Refer to the specific products to determine the yardage required for COM/COL textiles.
Note: Yardage requirements are based on nondirectional, 54"-wide textiles. Additional yardage may be needed due to the unique characteristics of a textile.
2. Obtain the COM ID# in Omni. If the color you are ordering does not have a COM ID# assigned, click "Create ID".
3. Enter your order on Order Manager in Omni.
4. Upon receipt of your purchase order, Herman Miller will send you a PO acknowledgment.
5. Arrangements must be made for the textiles to be shipped from the supplier to Herman Miller for application to the seating products. See Omni for shipping procedures and current shipping addresses or contact a COM representative at (616) 654 3400 or (866) 854 3048 ext 6543400.

Products will be scheduled for production when COM/COL textiles are received at Herman Miller. Standard lead times in effect at that time will apply.

Note: If textiles are to be purchased directly by Herman Miller through the Supplier Connection program, Herman Miller will handle the ordering and shipping process and will schedule your order for production upon receipt of your purchase order (dependent on textile availability). Refer to the Supplier Connection program for more information.

Customer's Own Material/
Customer's Own Leather
Order Information — Cushion Tops
continued

Supplier Connection

Program Overview

The Supplier Connection program is a service offered by Herman Miller to purchase approved COM textiles directly from Maharam, Camira, C.F. Stinson, Guilford of Maine, Luna Textiles, Momentum Textiles and Ultrafabrics. When you select a textile through this program, Herman Miller will facilitate the ordering, scheduling, and shipment of the textile directly with the supplier.

Suppliers included in the Supplier Connection program keep an active inventory of textiles that are pre-approved for application to Herman Miller products. Pre-approval applies only to the suitability of a textile for manufacturing and application to a Herman Miller product. Omni provides an overview of fabrics that have been tested and indicates whether or not they were approved for application to Herman Miller products.

Specific information on the terms and conditions, testing, approval, and ordering process for the Supplier Connection program is listed below. Questions and requests for assistance may be directed to your COM representative at:

(616) 654 3400
(866) 854 3048 ext 6543400

Supplier Connection Warranty

Textiles purchased by Herman Miller through the Supplier Connection program are COM and are not warranted by Herman Miller. COM textiles are tested for application only; they are not tested for performance. The Herman Miller warranty does apply to the underlying products.

Suppliers of COM textiles are responsible for color consistency within commercial tolerances, UV stability, and resistance to soiling and perspiration.

Supplier Connection Pricing

Textiles purchased by Herman Miller through the Supplier Connection program are COM. COM is a Category 1 fabric. There are no application charges for COM fabrics.

Payment for textiles purchased by Herman Miller through the Supplier Connection program is the responsibility of the customer or dealer. Herman Miller will invoice the order at a total product cost based on the supplier's price published at the time of the order.

Textile Approval

1. Select a COM/COL textile.
2. If your textile does not show as tested in Omni, submit a request. You will be required to select a specific color of the textile and feature of the product to test, i.e., seat, back, etc.
3. Herman Miller will notify you of approval or disapproval within 4 days from receipt of the test yardage.

Ordering Products with Supplier Connection COM

1. Identify and include the following information on your purchase order:
 - Product number and option
 - Herman Miller's COM identification number
2. Enter your order on Order Manager in Omni.
3. Upon receipt of the purchase order, Herman Miller will process your order and send you a PO acknowledgment. Herman Miller will determine the yardage required to produce your product and will order and schedule for delivery the required textile. Standard lead times in effect at the time the textile is allocated at the supplier will apply to products ordered through this program.

Customer's Own Material Order Information — Workspaces

Customer's Own Material

Program Overview

The Customer's Own Material (COM) program gives you the option of using textiles other than those listed. Herman Miller will test textiles for application to Herman Miller products and will process orders for those with approved COM textiles only. COM textiles are on assigned lead times.

Omni lists an overview of fabrics that have been tested and indicates whether or not they were approved for application to Herman Miller products.

Specific information on the terms and conditions, testing, approval, and ordering process for COM is listed below. Questions about the COM program and requests for assistance may be directed to your COM representative at:

(616) 654 3400

(866) 854 3048 ext 6543400

Customer's Own Material Warranty

Herman Miller does not warrant COM textiles. COM textiles are tested for application only; they are not tested for performance. The Herman Miller warranty does apply to the underlying products.

Suppliers of COM textiles are responsible for color consistency within commercial tolerances, UV stability, and resistance to soiling and perspiration.

Customer's Own Material Pricing

COM is a Category 1 fabric. There are no application charges for COM fabrics.

Ordering and payment for COM textile yardage are the responsibility of the customer and the textile supplier.

If desired, Herman Miller will purchase COM textiles directly from Maharam, Camira, C.F. Stinson, Guilford of Maine, Luna Textiles, Momentum Textiles and Ultrafabrics to simplify ordering and shipment. For this service, refer to the Supplier Connection program in Omni.

Application Note

Herman Miller does not guarantee that Customer's Own Material (COM) fabric patterns will align across panels/tiles or from one screen to the next. We also do not guarantee that COM fabric designs will be positioned consistently in the same location across several panels, tiles, or screens.

Textile Approval

1. Select a COM textile and a Herman Miller product.
2. If your textile does not show as tested in Omni, submit a request. You will be required to select a specific color of the textile and feature of the product to test, i.e., seat, back, etc.
3. Herman Miller will notify you of approval or disapproval within 4 days from receipt of the test yardage.

Ordering Products with COM

1. Refer to the specific products to determine the yardage required for COM textiles.
Note: Yardage requirements are based on nondirectional, 54"-wide textiles. 66"-wide textiles are needed for application on 60"-wide products. Additional yardage may be needed due to the unique characteristics of a textile.
2. Obtain the COM ID# in Omni. If the color you are ordering does not have a COM ID# assigned, click "Create ID".
3. Enter your order on Order Manager in Omni.
4. Upon receipt of your purchase order, Herman Miller will send you a PO acknowledgment.
5. Arrangements must be made for the textiles to be shipped from the supplier to Herman Miller for application to the Herman Miller products. Textiles must be tagged with the assigned identification number and the roll yardage quantity. See Omni for shipping procedures and current shipping addresses or contact a COM representative at (616) 654 3400 or (866) 854 3048 ext 6543400.
Products will be scheduled for production when COM textiles are received at Herman Miller. Standard lead times in effect at that time will apply.

Note: If textiles are to be purchased directly by Herman Miller through the Supplier Connection program, Herman Miller will handle the ordering and shipping process and will schedule your order for production upon receipt of your purchase order (dependent on textile availability). Refer to the Supplier Connection program for more information.

Supplier Connection

Program Overview

The Supplier Connection program is a service offered by Herman Miller to purchase approved COM textiles directly from Maharam, Camira, C.F. Stinson, Guilford of Maine, Luna Textiles, Momentum Textiles and Ultrafabrics. When you select a textile through this program, Herman Miller will facilitate the ordering, scheduling, and shipment of the textile directly with the supplier.

Suppliers included in the Supplier Connection program keep an active inventory of textiles that are pre-approved for application to Herman Miller products. Pre-approval applies only to the suitability of a textile for manufacturing and application to a Herman Miller product. Omni provides an overview of fabrics that have been tested and indicates whether or not they were approved for application to Herman Miller products.

Specific information on the terms and conditions, testing, approval, and ordering process for the Supplier Connection program is listed below. Questions and requests for assistance may be directed to your COM representative at:
(616) 654 3400
(866) 854 3048 ext 6543400

Supplier Connection Warranty

Textiles purchased by Herman Miller through the Supplier Connection program are COM and are not warranted by Herman Miller. COM textiles are tested for application only; they are not tested for performance. The Herman Miller warranty does apply to the underlying products.

Suppliers of COM textiles are responsible for color consistency within commercial tolerances, UV stability, and resistance to soiling and perspiration.

Supplier Connection Pricing

Textiles purchased by Herman Miller through the Supplier Connection program are COM. COM is a Category 1 fabric. There are no application charges for COM fabrics.

Payment for textiles purchased by Herman Miller through the Supplier Connection program is the responsibility of the customer or dealer. Herman Miller will invoice the order at a total product cost based on the supplier's price published at the time of the order.

Textile Approval

1. Select a COM textile and a Herman Miller product.
2. If your textile does not show as tested in Omni, submit a request. You will be required to select a specific color of the textile and feature of the product to test, i.e., seat, back, etc.
3. Herman Miller will notify you of approval or disapproval within 4 days from receipt of the test yardage.

Ordering Products with Supplier Connection COM

1. Identify and include the following information on your purchase order:
 - Product number and option
 - Herman Miller's COM identification number
2. Enter your order on Order Manager in Omni.
3. Upon receipt of the purchase order, Herman Miller will process your order and send you a PO acknowledgment. Herman Miller will determine the yardage required to produce your product and will order and schedule for delivery the required textile. Standard lead times in effect at the time the textile is allocated at the supplier will apply to products ordered through this program.

Proprietary Textiles Application Chart — Workspaces

continued

Proprietary Textiles
Application Chart —
Workspaces

continued

| | | | | | | | | | | | | | | | | | | | | | | | | |
|------------------------------------|----------------------------------|----------------------------------|---|----------------------------|--|---|---------------------------|-------------------|------------------------------------|---|------------------------------|--|--|------------------------------------|---|----------------------------|---------------------|-----------------------------------|--|--|--|----------------------|---------------------------------|---------|
| | Action Office® Panels/Connectors | Action Office B-Style Tackboards | Action Office/Ethospace E-Style Storage | Ethospace Tiles/Connectors | Ethospace/Canvas Office Landscape® Privacy Doors | Canvas Tiles/Extended Width Tiles/Channel Tiles | Canvas B-/E-Style Storage | Canvas Tackboards | Canvas Metal Desk Hutch Back Panel | Canvas Vista™ Movable Insert and Display Unit | OE1 Boundary Agile Wall Tile | OE1 Boundary Project Board and Screens | OE1 Nook Liner/Felt Screen Liner/Storage Trolley Liner | Overlay™ Performance Wall Cladding | Pari™ Screens/Flat Edge Screens/Channel Screens | Passport Work Table Screen | Renew™ Link Screens | Ambit™ Workspace Solutions Screen | Ambit Workspace Solutions Metal Screen Liner | Exclave® Tackable Boards and Stowage Tackable Backdrop | Exclave Video-Friendly Tackable Boards & Stowage Tackable Backdrop | Personal Side Screen | Tu® Wood Storge Cubby Tackboard | Seating |
| Price Category 3 | | | | | | | | | | | | | | | | | | | | | | | | |
| 47__ Ground Cloth® | • | • | • | • | • | • | • | • | • | • | • | • | | • | • | | • | • | | • | ∞ | • | • | |
| 8L__ Savannah | • | • | • | • | • | • | • | • | • | • | | | | • | | | | | | • | • | | • | |
| 8W__ Strands | • | • | • | • | • | • | • | • | • | | | • | | • | • | | • | • | | | | • | • | |
| Price Category 4 | | | | | | | | | | | | | | | | | | | | | | | | |
| 3DM__ Daydream | 2 | 2 | • | | | • | 2 | • | • | • | • | • | | • | • | | • | • | | • | | • | • | • |
| 2X__ Glisten | • | • | • | • | • | • | • | • | • | • | | | | • | • | | • | | | | | • | • | |
| 1HS__ Hush | • | • | • | • | • | • | • | • | • | • | • | | • | • | | • | • | | • | • | | • | • | |
| Price Category 5 | | | | | | | | | | | | | | | | | | | | | | | | |
| 14A__ Hopsak | 2 | 2 | • | • | | • | 2 | • | • | • | • | | | • | | | | | | • | | • | • | |
| Price Category 6 | | | | | | | | | | | | | | | | | | | | | | | | |
| No fabrics available at this time. | | | | | | | | | | | | | | | | | | | | | | | | |

- 1 Refer to price book appendices and Omni for COM information.
- 2 Available on all products except 54" and 60" wide.
- 4 Not available on Action Office (AO®) acoustical panels.
- 5 (8R__), (8T__), (85__), and (5S__) not available on AO acoustical panels and not available on 54"- or 60"-wide products.
- 6 Not available on Action Office (AO®) connectors, cable management, and spacers.
- 8 Available in select colors. See the "Proprietary Textile Colors — Workspaces" appendix.
- 18 Available on seating products in select colors. See the "Proprietary Textile Colors — Seating" appendix.
- 19 Not available in Grosgrain (84__) fabric color 8405.
- 21 Not available on Ethospace connectors and cable management tiles.
- 22 Not available as railroaded application option for Chain (2V00) on Canvas Extended Width Tiles.

Application Note: Herman Miller cannot guarantee material/pattern alignment in adjacent products. For example, a fabric's pattern may not align from one screen to the next, or from one panel to the next.

Proprietary Textile Colors — Workspaces

Price Category 1

Customer's Own Material
See Order Information in
Appendices.
Assigned lead-time textile. A

| Chain | |
|-------------------------|-------------|
| 66" wide | |
| 100% recycled polyester | |
| 2V01 | Pearl |
| 2V02 | Oyster |
| 2V03 | Wheat |
| 2V04 | Linen |
| 2V05 | Wicker |
| 2V06 | Bamboo |
| 2V07 | Sage |
| 2V08 | Spring Wood |
| 2V09 | Iceberg |

| Crossing | |
|-----------------------------|-------------|
| 54" wide | |
| 86% antimony-free polyester | |
| 14% polyester | |
| 8T03 | Wicker * |
| 8T04 | Porcelain * |
| 8T05 | Warm Grey * |
| 8T10 | Tomato |
| 8T13 | Green Apple |
| 8T16 | Periwinkle |
| 8T17 | Cerulean |
| 8T18 | Indigo |
| 8T19 | Shale * |
| 8T22 | Tin * |
| 8T23 | Graphite |
| 8T24 | Black |

| Crossing | |
|-------------------------------|----------|
| For workspaces products only. | |
| 54" wide | |
| 86% antimony-free polyester | |
| 14% polyester | |
| 8501 | Ivory * |
| 8502 | Oyster * |

* Colors available on Exclave®
Video-friendly Tackable
Boards and Stowage Tackable
Backdrop

| Dex | |
|-------------------------|-------------|
| 54" wide | |
| 100% recycled polyester | |
| 3DE01 | Frost |
| 3DE02 | Silver Pine |
| 3DE03 | Stone |
| 3DE04 | Shale |
| 3DE05 | Charcoal |
| 3DE06 | Gossamer |
| 3DE07 | Pine |

| Gem | |
|------------------------------|-------------|
| 54" wide | |
| 100% antimony-free polyester | |
| 9502 | Tangerine |
| 9503 | Red |
| 9507 | Twilight |
| 9508 | Bayou |
| 9510 | Berry Blue |
| 9511 | Aqua Green |
| 9512 | Green Apple |
| 9514 | Black |
| 9515 | Slate Grey |
| 9516 | Fog |

| Grasscloth | |
|-------------------------|--------------|
| 66" wide | |
| 100% recycled polyester | |
| 2I01 | Silver Birch |
| 2I02 | Pampas |
| 2I03 | Sedge |
| 2I07 | Lea |
| 2I08 | Taro |
| 2I09 | Steam Grey |
| 2I13 | Gravel |

| Monologue | |
|------------------------|--------------|
| 54" wide | |
| 56% recycled polyester | |
| 44% polyester | |
| 1MN01 | Linen |
| 1MN02 | Alabaster |
| 1MN03 | Truffle |
| 1MN04 | Folkstone |
| 1MN05 | Silver Pine |
| 1MN06 | Slate |
| 1MN07 | Seed |
| 1MN08 | Yellow Oxide |
| 1MN09 | Persimmon |
| 1MN10 | Tundra |
| 1MN11 | Meadow |
| 1MN12 | Blue Sky |
| 1MN13 | Blue Spruce |
| 1MN14 | Deep Sea |

| Resonance | |
|----------------|-------------|
| 66" wide | |
| 100% polyester | |
| 5T04 | Greige |
| 5T05 | Porcelain |
| 5T06 | Alabaster |
| 5T15 | Iris |
| 5T28 | Sugar |
| 5T47 | Tobacco |
| 5T54 | Saltbush |
| 5T57 | Seed |
| 5T58 | Sepia |
| 5T60 | Iceberg |
| 5T65 | Red |
| 5T67 | Boysenberry |
| 5T68 | Pistachio |
| 5T69 | Green Apple |
| 5T71 | Jade |
| 5T72 | Blue Green |
| 5T74 | Twilight |

| Scatter | |
|--|------------|
| 54" wide | |
| 100% recycled polyester, with 26% ocean bound plastic | |
| 4SC01 | Alpine |
| 4SC02 | Fog |
| 4SC03 | Shale |
| 4SC04 | Persimmon |
| 4SC05 | Red Violet |
| 4SC06 | Lime Zest |
| 4SC07 | Olive |
| 4SC08 | Glacier |
| 4SC09 | Blue Sky |
| 4SC10 | Lagoon |
| 4SC11 | Slate Grey |
| 4SC12 | Blue Black |

Price category 1 continued on
next page

Proprietary Textile Colors — Workspaces

continued

Price Category 1

continued

Appendix: Proprietary Textile Colors — Workspaces

Scribe
54" wide
100% recycled polyester
with 53% ocean bound plastic

| | |
|-------|-------------|
| 3DN01 | Spring Wood |
| 3DN02 | Poplar |
| 3DN03 | Pewter |
| 3DN04 | Deep Sea |
| 3DN05 | Fir |
| 3DN06 | Nutmeg |

Silkworm
66" wide
58% recycled polyester
42% polyester

| | |
|------|---------|
| 2M01 | Cocoon |
| 2M02 | Pongee |
| 2M03 | Saffron |
| 2M04 | Tussah |
| 2M05 | Ceylon |
| 2M06 | Jasmine |
| 2M07 | Shale |
| 2M08 | Monsoon |

Slant
66" wide
51% polyester
49% recycled polyester

| | |
|-------|--------------|
| 22F04 | Pesto |
| 22F06 | Neptune |
| 22F07 | Blueberry |
| 22F10 | Pumpkin |
| 22F12 | Silver Birch |
| 22F13 | Bluestone |
| 22F15 | Shale |

Tailored
54" wide
56% polyester
44% recycled polyester

| | |
|-------|----------------|
| 23501 | Studio White * |
| 23502 | Sugar |
| 23503 | Tomato |
| 23504 | Orchid |
| 23505 | Boysenberry |
| 23506 | Chive |
| 23507 | Bluegrass |
| 23508 | Cobalt |
| 23509 | Cadet |
| 23510 | Fog |
| 23511 | Graphite |
| 23512 | Black |
| 23513 | Coffee |

* Color not available on Canvas Tiles.

Whisper
54" wide
73% recycled polyester
27% polyester,
with 11.3% ocean bound plastic

| | |
|-------|--------------|
| 1WS01 | Sand Dollar |
| 1WS02 | Pebble |
| 1WS03 | Silver Birch |
| 1WS04 | Iceberg |
| 1WS05 | Silver Pine |
| 1WS06 | Carbon |
| 1WS07 | Cumin |
| 1WS08 | Adobe |
| 1WS09 | Strawberry |
| 1WS10 | Blush |
| 1WS11 | Eggplant |
| 1WS12 | Willow |
| 1WS13 | Sea Grass |
| 1WS14 | Pool |
| 1WS15 | Blueberry |
| 1WS16 | Glacier |
| 1WS17 | Grey |
| 1WS18 | Canyon |

Price Category 2

Aristo
54" wide
88% recycled polyester
12% polyester
Acrylic backing

| | |
|-------|---------------|
| 3AR01 | Forest Moss |
| 3AR02 | Light Brindle |
| 3AR03 | Mink |
| 3AR04 | Copper |
| 3AR05 | Adobe |
| 3AR06 | Cherry |
| 3AR07 | Lilac |
| 3AR08 | Green Apple |
| 3AR09 | Surf |
| 3AR10 | Waterfall |
| 3AR11 | Cadet |
| 3AR12 | Tin |
| 3AR13 | Pewter |
| 3AR14 | Grey Brindle |
| 3AR15 | Grey Black |

Code
66" wide
100% Repreve recycled polyester

| | |
|-------|------------|
| 1CD01 | Linen |
| 1CD02 | Khaki |
| 1CD03 | Iceberg |
| 1CD04 | Zinc |
| 1CD05 | Blue Black |

Cord
66" wide
51% antimony-free polyester
49% polyester

| | |
|------|--------------|
| 5101 | Ivory |
| 5102 | White Ash |
| 5103 | Linen |
| 5104 | Bamboo |
| 5105 | Sepia |
| 5107 | Sesame |
| 5109 | Bayou |
| 5111 | Spring Wood |
| 5112 | Summer White |

Crepe
54" wide
100% recycled polyester,
with 43.6% ocean bound plastic

| | |
|------|------------|
| 9201 | Licorice |
| 9203 | Smoke |
| 9207 | Cherry |
| 9223 | Cadet |
| 9241 | Beachglass |
| 9249 | Stone * |
| 9251 | Fog * |
| 9252 | Slate Grey |
| 9261 | Shale |
| 9262 | Graphite |
| 9265 | Mineral |
| 9266 | Persimmon |
| 9267 | Juniper |
| 9268 | Glacier |
| 9269 | Cascade |
| 9270 | Navy |

* Colors available on Exclave®
Video-friendly Tackable
Boards and Stowage Tackable
Backdrop.

Price category 2 continued on
next page

Proprietary Textile Colors — Workspaces

continued

Price Category 2

continued

| Epic | |
|-------------------------|---------------|
| 54" wide | |
| 56% recycled polyester | |
| 44% polyester | |
| Acrylic backing | |
| 3EP01 | Alabaster |
| 3EP02 | Smoke |
| 3EP03 | Falcon |
| 3EP04 | Citrus Spring |
| 3EP05 | Copper |
| 3EP06 | Urban Orange |
| 3EP07 | Poppy |
| 3EP08 | Wild Plum |
| 3EP09 | Sugar Plum |
| 3EP10 | Clover |
| 3EP11 | Loden |
| 3EP12 | Everglade |
| 3EP13 | Mist |
| 3EP14 | Peacock |
| 3EP15 | Cadet |
| 3EP16 | Indigo |
| 3EP17 | Spring Wood |
| 3EP18 | Grey Brindle |
| 3EP19 | Seed |
| 3EP20 | Carbon Dark |
| Grosgrain | |
| 66" wide | |
| 100% recycled polyester | |
| 8402 | White Ash |
| 8404 | Khaki |
| 8405 | Oyster * |
| 8408 | Spa Blue |
| 8409 | Bud |
| 8411 | Bayou |
| 8412 | Tin |

* Color not available on Canvas Dock Mounted Screens and Thrive® Personal Side Screen.

| Horizon | |
|-----------------------------|------------------|
| 54" wide | |
| 65% antimony-free polyester | |
| 35% polyester | |
| 4N01 | Rye Grass |
| 4N02 | Sugar Pine |
| 4N03 | Silver Pine |
| 4N04 | White Ash |
| 4N05 | Spring Wood |
| 4N06 | Tamarack |
| 4N07 | Mushroom |
| 4N08 | Haystack |
| 4N09 | Oat Grass |
| 4N10 | Forest Moss |
| 4N11 | Hickory |
| 4N12 | Beech Nut |
| 4N13 | Pine Cone |
| 4N14 | Poplar |
| 4N15 | Elderberry |
| Loom | |
| 54" wide | |
| 100% polyester | |
| 1LM01 | Linen |
| 1LM03 | Brick and Mortar |
| 1LM04 | Salt and Pepper |
| 1LM05 | Black |
| 1LM08 | Wild Berry |
| 1LM09 | Loden |
| 1LM10 | Jade |
| 1LM11 | Deep Sea |

| Medley | |
|----------------|----------------|
| 54" wide | |
| 100% polyester | |
| 1HA01 | Stone * |
| 1HA02 | Trail |
| 1HA03 | Charcoal |
| 1HA04 | Cinder |
| 1HA05 | Citrus |
| 1HA06 | Papaya |
| 1HA07 | Chutney |
| 1HA08 | Tundra |
| 1HA09 | Feather Grey * |
| 1HA10 | Chartreuse |
| 1HA11 | Loden |
| 1HA12 | Peacock |
| 1HA13 | Bayou * |
| 1HA14 | Blue Grotto |
| 1HA15 | Blueberry |
| 1HA22 | Khaki |
| 1HA23 | Pewter |
| 1HA24 | Yellow Oxide |
| 1HA25 | Vintage Rose |
| 1HA26 | Raspberry |
| 1HA27 | Acai Berry |

* Colors available on Exclave®
Video-friendly Tackable
Boards and Stowage Tackable
Backdrop

| Mellow | |
|--|-----------|
| 54" wide | |
| 100% recycled polyester, with 16% ocean bound plastic | |
| 4ME01 | Mineral |
| 4ME02 | Pewter |
| 4ME03 | Wisteria |
| 4ME04 | Olive |
| 4ME05 | Glacier |
| 4ME06 | Oceanside |
| 4ME07 | Charcoal |

| Rain | |
|-----------------------------|---------------|
| 66" wide | |
| 100% recycled polyester | |
| 3RA01 | Iceberg |
| 3RA02 | Frost |
| 3RA03 | Pewter |
| 3RA04 | Graphite |
| 3RA05 | Warm White |
| 3RA06 | Linen |
| 3RA07 | Rye |
| 3RA08 | Light Brindle |
| Sequel | |
| 54" wide | |
| 100% vinyl | |
| 100% polyester knit backing | |
| Resilience® finish | |
| 3SL01 | White |
| 3SL02 | Pebble |
| 3SL03 | Mushroom |
| 3SL04 | Stone |
| 3SL05 | Chestnut |
| 3SL06 | Rattan |
| 3SL07 | Black Cherry |
| 3SL08 | Tundra |
| 3SL09 | Seal |
| 3SL10 | Blue Fog |
| 3SL11 | Folkstone |
| 3SL12 | Shale |
| 3SL13 | Slate Grey |
| 3SL14 | Charcoal |
| 3SL15 | Carbon Dark |

Price category 2 continued on
next page

Proprietary Textile Colors — Workspaces

continued

Price Category 2

continued

| Terra | |
|---|-------------|
| 54" wide | |
| 100% post-consumer recycled biodegradable polyester * | |
| 4TE01 | Spring Wood |
| 4TE02 | Zinc |
| 4TE03 | Pine Cone |
| 4TE04 | Charcoal |

* 1% biodegradation in 1,278 days under ASTM D5511 conditions. No evidence of further degradation.

| Twine | |
|-------------------------|--------------|
| 66" wide | |
| 100% recycled polyester | |
| 3TW01 | Silver Birch |
| 3TW02 | Ivory |
| 3TW03 | Alabaster |
| 3TW04 | Bamboo |
| 3TW05 | Iceberg |
| 3TW06 | Charcoal |
| 3TW07 | Feather Grey |
| 3TW08 | Shale |

| Twist | |
|-----------------------------|---------------|
| 54" wide | |
| 80% antimony-free polyester | |
| 13% recycled polyester | |
| 7% polyester | |
| 8R05 | Wicker |
| 8R10 | Poppy |
| 8R14 | Tin |
| 8R15 | Shale |
| 8R16 | Graphite |
| 8R17 | Birch |
| 8R18 | Sepia |
| 8R22 | Blueberry |
| 8R23 | Green Apple |
| 8R26 | Gunmetal |
| 8R27 | Cinder |
| 8R28 | Citrus |
| 8R29 | Pekoe |
| 8R30 | Tangerine |
| 8R31 | Red Plum |
| 8R32 | Wisteria |
| 8R33 | Forest |
| 8R34 | Jade Dark |
| 8R35 | Waterfall |
| 8R36 | Midnight Blue |
| 8R37 | Carbon Dark |

| Twist | |
|-------------------------------|--------|
| For workspaces products only. | |
| 54" wide | |
| 80% antimony-free polyester | |
| 13% recycled polyester | |
| 7% polyester | |
| 5S01 | Pearl |
| 5S02 | Ivory |
| 5S03 | Oyster |

Price Category 3

| Ground Cloth® | |
|----------------|---------------|
| 66" wide | |
| 100% polyester | |
| 4701 | Vapor Grey |
| 4721 | Warm White * |
| 4722 | Fog * |
| 4723 | Straw * |
| 4724 | Red Orange * |
| 4725 | Wild Berry * |
| 4726 | Green Apple * |
| 4727 | Caribbean * |
| 4728 | Midnight * |
| 4729 | Cappuccino * |

* Colors available on Exclave®
Video-friendly Tackable
Boards and Stowage Tackable
Backdrop

| Savannah | |
|------------------------|--------|
| 66" wide | |
| 76% recycled polyester | |
| 24% polypropylene | |
| 8L02 | Oyster |
| 8L04 | Jute |
| 8L05 | Bamboo |
| 8L06 | Metal |
| 8L07 | Linen |
| 8L10 | Frost |
| 8L11 | Shale |

| Strands | |
|-------------------------|-----------|
| 66" wide | |
| 100% recycled polyester | |
| 8W01 | Pebble |
| 8W02 | Porcelain |
| 8W03 | Taupe |
| 8W04 | Honey |
| 8W05 | Khaki |
| 8W06 | Rye |
| 8W07 | Wicker |
| 8W08 | Tin |
| 8W09 | Cool Grey |

Price Category 4

| Daydream | |
|------------------------|--------------|
| 54" wide | |
| 48% wool | |
| 41% recycled polyester | |
| 9% nylon | |
| 2% polyester | |
| 3DM01 | Rye Grass |
| 3DM02 | Silver Birch |
| 3DM03 | Pewter |
| 3DM04 | Graphite |
| 3DM05 | Black |
| 3DM06 | Lemongrass |
| 3DM07 | Permission |
| 3DM08 | Juniper |
| 3DM09 | Sea Grass |
| 3DM10 | Nightfall |

| Glisten | |
|------------------------|---------|
| 66" wide | |
| 84% polyester | |
| 16% recycled polyester | |
| 2X02 | Rye |
| 2X05 | Iceberg |
| 2X09 | Pewter |
| 2X10 | Ash |

| Hush | |
|---------------|------------|
| 66" wide | |
| 80% polyester | |
| 20% viscose | |
| 1HS01 | Canyon |
| 1HS02 | Pesto |
| 1HS03 | Bayou |
| 1HS04 | Greystone |
| 1HS05 | Charcoal |
| 1HS06 | Rye Grass |
| 1HS07 | Cool Grey |
| 1HS08 | Dark Grey |
| 1HS09 | Aqua Green |
| 1HS10 | Nightfall |

Proprietary Textile Colors — Workspaces

continued

Price Category 5

| Hopsak | |
|-------------------------|-------------------|
| 56" wide | |
| 100% recycled polyester | |
| 14A20 | Black |
| 14A22 | Raw Umber Dark |
| 14A26 | Grey Blue Dark |
| 14A30 | Sepia Dark |
| 14A38 | Emerald Dark |
| 14A39 | Yellow Dark |
| 14A40 | Orange |
| 14A41 | Sienna |
| 14A42 | Olive Green Dark |
| 14A43 | Crimson |
| 14A44 | Crimson Dark Dark |
| 14A45 | Violet Dark |
| 14A46 | Pink Dark Dark |
| 14A47 | Ultramarine Dark |
| 14A48 | Cobalt Blue |
| 14A49 | Terra Cotta |
| 14A50 | Ochre Dark |



Maharam® Application Chart — Workspaces

- Available

See below for exception notes.

Maharam textiles are on assigned lead times. A

| | Action Office® Panels/Connectors | Action Office B-Style Tackboards | Action Office/Ethospace E-Style Storage | Ethospace Tiles/Connectors | Ethospace/Canvas Office Landscape® Privacy Doors | Canvas Tiles/Extended Width Tiles/Channel Tiles | Canvas B-/E-Style Storage | Canvas Tackboards | Canvas Metal Desk Hutch Back Panel | Canvas Vista™ Movable Insert and Display Unit | OE1 Boundary Agile Wall Tile | OE1 Boundary Project Board and Screens | Overlay™ Performance Wall Cladding | Parti™ Screens/Flat Edge Screens/Channel Screens | Renew™ Link Screens | Ambit™ Workspace Solutions Screen | Exclave® Tackable Boards and Stowage Tackable Backdrop | Personal Side Screen | Seating |
|---|------------------------------------|----------------------------------|---|----------------------------|--|---|---------------------------|-------------------|------------------------------------|---|------------------------------|--|------------------------------------|--|---------------------|-----------------------------------|--|----------------------|---------|
| Price Category 1 | No fabrics available at this time. | | | | | | | | | | | | | | | | | | |
| Price Category 2 | | | | | | | | | | | | | | | | | | | |
| ZMA__Metaphor - Maharam | 2 | 2 | 2 | 2 | • | • | 2 | • | | • | • | | • | | | | • | | • |
| 8I1__ Muse - Maharam | 2 | 2 | 2 | • | | • | 2 | • | | • | • | • | • | • | • | • | • | • | • |
| Price Category 3 | | | | | | | | | | | | | | | | | | | |
| ZM2__Meld - Maharam * | 2 | 2 | • | • | • | • | • | • | • | • | • | • | • | • | • | • | • | • | • |
| Price Category 4 | No fabrics available at this time. | | | | | | | | | | | | | | | | | | |
| Price Category 5 | | | | | | | | | | | | | | | | | | | |
| 4OG__Method - Maharam | 2 | 2 | 2 | 2 | • | • | 2 | • | • | • | • | • | • | • | • | • | • | • | • |
| ZNC__Nico - Maharam | 2 | 2 | 2 | • | • | • | 2 | • | • | • | • | • | • | • | • | • | • | • | • |
| Price Category 6 | No fabrics available at this time. | | | | | | | | | | | | | | | | | | |
| Price Category 7 | | | | | | | | | | | | | | | | | | | |
| 6VQ__Cumulus | 2 | 2 | 2 | 2 | • | • | 2 | • | • | • | • | • | • | • | • | • | • | • | • |
| Price Category 8-9 | | | | | | | | | | | | | | | | | | | |
| Price Category A | No fabrics available at this time. | | | | | | | | | | | | | | | | | | |
| Price Category B | | | | | | | | | | | | | | | | | | | |
| VQ__Crisp - Maharam | 5 | • | • | 12 | | • | • | • | • | • | | | • | | | | | | |
| VM__Medium - Maharam | | 2 | | | | • | 20 | • | • | • | | | • | | | | | | • |
| TI__Messenger - Maharam * | | 2 | • | 12 | • | • | 2 | • | • | • | | | • | • | | • | | | • |
| Price Category C | | | | | | | | | | | | | | | | | | | |
| Z27__Manner - Maharam | 2 | 2 | 2 | • | | • | 2 | • | • | • | | | • | • | | • | | | • |
| Z3__Metric - Maharam | 2 | 2 | | | • | • | | • | • | • | | | • | • | | • | | | • |
| ZML__Milestone - Maharam | 2 | 2 | 2 | • | • | • | 2 | • | • | | • | • | | • | | • | • | • | • |
| Price Category D | | | | | | | | | | | | | | | | | | | |
| ZMD__Mode - Maharam | 2 | | | | | | | | | | | | | | | | • | | • |
| ZS3__Spiral - Maharam | • | • | • | • | | • | • | • | • | • | | | • | | | | | | |
| Price Category E | | | | | | | | | | | | | | | | | | | |
| ZF3__Flock - Maharam | | | | | | | | | | | | • | • | | | • | | | |
| TT__Parallel - Maharam | 7 | • | | • | • | • | 18 | • | • | • | | | • | | | | | | |
| Price Category F | | | | | | | | | | | | | | | | | | | |
| ZA1__Adjourn - Maharam | • | • | • | • | | | • | • | | | | | | | | | | | |
| 8EX__Emit - Maharam | 2 | 2 | 2 | • | • | • | 2 | • | • | | | | | | | | | | |
| ZS2__Sharkskin 2 - Maharam | 2 | 2 | 2 | 2 | | | | | | | | | • | | | | | | |
| Price Category G-Z | | | | | | | | | | | | | | | | | | | |
| No fabrics available at this time. | | | | | | | | | | | | | | | | | | | |

* Available in select colors on 20-day lead-time. Refer to “Maharam Colors - Workspaces” for 20-day colors.

- | | |
|--|---|
| 2 Available on all products except 54” and 60” wide. | 12 Not available on Ethospace tackable tiles. |
| 5 Not available on AO partial-glazed panels. | 18 Not available on Canvas E-style storage. |
| 7 Not available on AO acoustical panels; not available on AO2 cable management panel face. | 20 Not available on Canvas E-style storage or 60”-wide B-style storage. |

Application Note: Herman Miller cannot guarantee material/ pattern alignment in adjacent products. For example, a fabric’s pattern may not align from one screen to the next, or from one panel to the next.



Maharam® Colors — Workspaces

Price Category 1

No fabrics available at this time.

Price Category 2

Metaphor – Maharam

| |
|-------------------------------|
| 54" wide |
| 100% polyester |
| Acrylic backing |
| ZMA01/466553-001 Afterfeather |
| ZMA02/466553-002 Moonflower |
| ZMA03/466553-003 Handcraft |
| ZMA04/466553-004 Crossroad |
| ZMA05/466553-005 Chondrite |
| ZMA06/466553-006 Detective |
| ZMA07/466553-007 Steamship |
| ZMA08/466553-008 Electricity |
| ZMA09/466553-009 Takeoff |
| ZMA10/466553-010 Parachute |
| ZMA11/466553-011 Blueshift |
| ZMA12/466553-012 Dockyard |
| ZMA13/466553-013 Bathe |
| ZMA14/466553-014 Icebound |
| ZMA15/466553-015 Thermosphere |
| ZMA16/466553-016 Aboard |
| ZMA17/466553-017 Agateware |
| ZMA18/466553-018 Homeland |
| ZMA19/466553-019 Rockfall |
| ZMA20/466553-020 Undergrowth |
| ZMA21/466553-021 Gremolata |
| ZMA22/466553-022 Patina |
| ZMA23/466553-023 Sylvan |
| ZMA24/466553-024 Outfield |
| ZMA25/466553-025 Windbreak |
| ZMA26/466553-026 Saguaro |
| ZMA27/466553-027 Barnwood |
| ZMA28/466553-028 Cookshop |
| ZMA29/466553-029 Amandine |
| ZMA30/466553-030 Bodhran |
| ZMA31/466553-031 Centerstage |
| ZMA32/466553-032 Focaccia |
| ZMA33/466553-033 Bumblebee |
| ZMA34/466553-034 Microbrew |
| ZMA35/466553-035 Sauna |
| ZMA36/466553-036 Gazebo |
| ZMA37/466553-037 Pirouette |
| ZMA38/466553-038 Heartbeat |
| ZMA39/466553-039 Shino |
| ZMA40/466553-040 Sunrise |
| ZMA41/466553-041 Florist |

Metaphor continued

| |
|----------------------------|
| ZMA42/466553-042 Beadwork |
| ZMA43/466553-043 Framboise |
| ZMA44/466553-044 Wisteria |
| ZMA45/466553-045 Warrior |

Muse – Maharam

| |
|---------------------------------------|
| 54" wide |
| 100% post-consumer recycled polyester |
| 8I101/466487-001 Crescendo |
| 8I102/466487-002 Resonate |
| 8I103/466487-003 Runway |
| 8I104/466487-004 Ascend |
| 8I105/466487-005 Veil |
| 8I106/466487-006 Refresh |
| 8I107/466487-007 Clear |
| 8I108/466487-008 Fantasy |
| 8I109/466487-009 Miso |
| 8I110/466487-010 Compass |
| 8I111/466487-011 Bergamot |
| 8I112/466487-012 Grasshopper |
| 8I113/466487-013 Goal |
| 8I114/466487-014 Mistletoe |
| 8I115/466487-015 Seaglass |
| 8I116/466487-016 Frigid |
| 8I117/466487-017 Riverbend |
| 8I118/466487-018 Noble |
| 8I119/466487-019 Pulsar |
| 8I120/466487-020 Velella |
| 8I121/466487-021 Sailboat |
| 8I122/466487-022 Sparse |
| 8I123/466487-023 Vase |
| 8I124/466487-024 Haven |
| 8I125/466487-025 Mead |
| 8I126/466487-026 Neat |
| 8I127/466487-027 Jovial |
| 8I128/466487-028 Theater |
| 8I129/466487-029 Poinsettia |
| 8I130/466487-030 Celebrate |
| 8I131/466487-031 Spectacle |

Price Category 3

Meld – Maharam

| |
|--------------------------------------|
| 54" wide |
| 68% post-consumer recycled polyester |
| 32% polyester |
| PFOA-Free stain resistant |
| ZM201/466387-201 Vast |
| ZM202/466387-202 Panda ** |
| ZM203/466387-203 Skyline * |
| ZM204/466387-204 Knight ** |
| ZM205/466387-205 Quill ** |
| ZM206/466387-206 Pipe |
| ZM207/466387-207 Grate * |
| ZM208/466387-208 Gloss |
| ZM209/466387-209 Bulb |
| ZM210/466387-210 Bride |
| ZM211/466387-211 Stark |
| ZM212/466387-212 Seashell |
| ZM213/466387-213 Antler |
| ZM214/466387-214 Crater * |
| ZM215/466387-215 Perennial |
| ZM216/466387-216 Mulberry |
| ZM217/466387-217 Fuchsia * |
| ZM218/466387-218 Amethyst * |
| ZM219/466387-219 Merlot |
| ZM220/466387-220 Magma * |
| ZM221/466387-221 Rooster |
| ZM222/466387-222 Heat * |
| ZM223/466387-223 Clementine |
| ZM224/466387-224 Fox |
| ZM225/466387-225 Kiss * |
| ZM226/466387-226 Bare |
| ZM227/466387-227 Blonde |
| ZM228/466387-228 Mimosa |
| ZM229/466387-229 Comet * |
| ZM230/466387-230 Honeydew |
| ZM231/466387-231 Wild * |
| ZM232/466387-232 Vine |
| ZM233/466387-233 Seed |
| ZM234/466387-234 Kale * |

* Colors available on 20-day lead time.

** Colors available on 10-day lead time.

Price Category 3 continued on next page

- Maharam textiles are on assigned lead times [A](#).
- Fabric numbers are listed as Herman Miller fabric number/Maharam fabric number.

Maharam® Colors — Workspaces

continued

Price Category 3

continued

Meld continued

| | |
|------------------|-------------|
| ZM235/466387-235 | Waterfall * |
| ZM236/466387-236 | Nordic * |
| ZM237/466387-237 | Reef * |
| ZM238/466387-238 | Wave |
| ZM239/466387-239 | Isle ** |
| ZM240/466387-240 | Creek |
| ZM241/466387-241 | Mariner * |
| ZM242/466387-242 | Globe |
| ZM243/466387-243 | Spa |

Price Category 4

No fabrics available at this time.

Price Category 5

Method - Maharam

| | |
|-----------------------------|------------|
| 54" wide | |
| 100% recycled polyester | |
| with 9% ocean-bound plastic | |
| 40G01/466579-001 | Inspire |
| 40G02/466579-002 | Rhea |
| 40G03/466579-003 | Noise |
| 40G04/466579-004 | Speedway |
| 40G05/466579-005 | Villanelle |
| 40G06/466579-006 | Maestro |
| 40G07/466579-007 | Destiny |
| 40G08/466579-008 | Possess |
| 40G09/466579-009 | Waterside |
| 40G10/466579-010 | Relax |
| 40G11/466579-011 | Delightful |
| 40G12/466579-012 | Parrotlet |
| 40G13/466579-013 | Verdurous |
| 40G14/466579-014 | Bosky |
| 40G15/466579-015 | Acreage |
| 40G16/466579-016 | Allude |
| 40G17/466579-017 | Tweed |
| 40G18/466579-018 | Korma |
| 40G19/466579-019 | Fossilize |
| 40G20/466579-020 | Cattail |
| 40G21/466579-021 | Shortcake |
| 40G22/466579-022 | Racecar |
| 40G23/466579-023 | Courtship |
| 40G24/466579-024 | Jam |
| 40G25/466579-025 | Sparrow |

Nico - Maharam

54" wide

63% wool

21% polyester

16% solution-dyed nylon

| | |
|------------------|------------|
| ZNC01/466564-001 | Alcazar |
| ZNC02/466564-002 | Ironclad |
| ZNC03/466564-003 | Tune |
| ZNC04/466564-004 | Bridegroom |
| ZNC05/466564-005 | Diode |
| ZNC06/466564-006 | Jest |
| ZNC07/466564-007 | Sanctuary |
| ZNC08/466564-008 | Aquarius |
| ZNC09/466564-009 | Houseboat |
| ZNC10/466564-010 | Olympian |
| ZNC11/466564-011 | Tennis |
| ZNC12/466564-012 | Dressage |
| ZNC13/466564-013 | Zing |
| ZNC14/466564-014 | Bitterroot |
| ZNC15/466564-015 | Gemini |
| ZNC16/466564-016 | Posh |
| ZNC17/466564-017 | Sizzle |
| ZNC18/466564-018 | Cheerful |
| ZNC19/466564-019 | Watermelon |
| ZNC20/466564-020 | Toucan |
| ZNC21/466564-021 | Rosin |
| ZNC22/466564-022 | Jousting |
| ZNC23/466564-023 | Jojoba |
| ZNC24/466564-024 | Dromedary |
| ZNC25/466564-025 | Toasty |
| ZNC26/466564-026 | Casaba |
| ZNC27/466564-027 | Greenhouse |
| ZNC28/466564-028 | Sibyl |
| ZNC29/466564-029 | Spearmint |
| ZNC30/466564-030 | Pothos |
| ZNC31/466564-031 | Calathea |
| ZNC32/466564-032 | Landscape |
| ZNC33/466564-033 | Espalier |
| ZNC34/466564-034 | Gecko |
| ZNC35/466564-035 | Meditation |

- Maharam textiles are on assigned lead times [A](#).
- Fabric numbers are listed as Herman Miller fabric number/Maharam fabric number.

Maharam® Colors — Workspaces

continued

| Price Category 6 | Price Category 7 | Price Category 8-9 | Price Category A |
|------------------------------------|--|------------------------------------|------------------------------------|
| No fabrics available at this time. | <div>Cumulus - Maharam</div> <div>54" wide</div> <div>100% biodegradable</div> <div>post-consumer recycled polyester</div> <div>6VQ01/466609-001 Lenticular</div> <div>6VQ02/466609-002 Provoke</div> <div>6VQ03/466609-003 Matrix</div> <div>6VQ04/466609-004 Saturate</div> <div>6VQ05/466609-005 Anabranh</div> <div>6VQ06/466609-006 Outward</div> <div>6VQ07/466609-007 Backwoods</div> <div>6VQ08/466609-008 Dreamer</div> <div>6VQ09/466609-009 Incandescent</div> <div>6VQ10/466609-010 Minute</div> <div>6VQ11/466609-011 Bungalow</div> <div>6VQ12/466609-012 Temperature</div> <div>6VQ13/466609-013 Stiletto</div> <div>6VQ14/466609-014 Precise</div> <div>6VQ15/466609-015 Floccus</div> | No fabrics available at this time. | No fabrics available at this time. |

• Maharam textiles are on assigned lead times [A](#).

• Fabric numbers are listed as Herman Miller fabric number/Maharam fabric number.

Maharam® Colors — Workspaces

continued

Price Category B

| Crisp – Maharam | |
|------------------|-----------|
| 66" wide | |
| 100% polyester | |
| VQ02/901420-002 | Oyster |
| VQ13/901420-013 | Admiral |
| VQ14/901420-014 | Thunder |
| VQ21/901420-021 | Graphite |
| VQ22/901420-022 | Lychee |
| VQ23/901420-023 | Persimmon |
| VQ24/901420-024 | Kimchi |
| VQ25/901420-025 | Marigold |
| VQ26/901420-026 | Brut |
| VQ29/901420-029 | Surf |
| VQ30/901420-030 | Marble |
| VQ31/901420-031 | Boulder |
| VQ32/901420-032 | Bell |
| VQ33/901420-033 | Ferry |
| VQ34/901420-034 | Sapphire |
| VQ35/901420-035 | Carbon |
| VQ36/901420-036 | Owl |
| VQ37/901420-037 | Agate |
| Medium – Maharam | |
| 54" wide | |
| 100% polyester | |
| VM01/463490-001 | Raven |
| VM02/463490-002 | Smoke |
| VM03/463490-003 | Alloy |
| VM04/463490-004 | Flax |
| VM07/463490-007 | Espresso |
| VM08/463490-008 | Pecan |
| VM14/463490-014 | Laser |
| VM16/463490-016 | Port |
| VM22/463490-022 | Marina |
| VM29/463490-029 | Pistachio |
| VM32/463490-032 | Prospect |
| VM36/463490-036 | Delight |
| VM39/463490-039 | Nautical |
| VM40/463490-040 | Pool |

| Medium continued | |
|-------------------------|-------------|
| VM44/463490-044 | Washed |
| VM45/463490-045 | Sculpture |
| VM46/463490-046 | Thatched |
| VM47/463490-047 | Hike |
| VM48/463490-048 | Tangle |
| VM49/463490-049 | Pacific |
| VM50/463490-050 | Cosmic |
| VM51/463490-051 | Cascade |
| VM52/463490-052 | Blackberry |
| VM53/463490-053 | Nasturtium |
| Messenger – Maharam | |
| 54" wide | |
| 78% recycled polyester | |
| 15% polyester, 7% nylon | |
| TI07/458640-007 | Shadow |
| TI08/458640-008 | Bayou * |
| TI24/458640-024 | Poppy |
| TI25/458640-025 | Mao |
| TI29/458640-029 | Onyx * |
| TI31/458640-031 | Cloud * |
| TI38/458640-038 | Depth * |
| TI40/458640-040 | Nile * |
| TI41/458640-041 | Azure * |
| TI45/458640-045 | Cactus * |
| TI46/458640-046 | Ice * |
| TI48/458640-048 | Neon |
| TI50/458640-050 | Hydrangea |
| TI53/458640-053 | Tangelo |
| TI54/458640-054 | Lumine * |
| TI58/458640-058 | Snow |
| TI60/458640-060 | Peridot |
| TI61/458640-061 | Capri * |
| TI62/458640-062 | Ultramarine |
| TI63/458640-063 | Squall |
| TI66/458640-066 | Cassis |
| TI67/458640-067 | Aster |
| TI69/458640-069 | Cherry |
| TI70/458640-070 | Vibrant |
| TI71/458640-071 | Satsuma * |
| TI72/458640-072 | Maize |
| TI76/458640-076 | Fossil |

| Messenger continued | |
|---------------------|-----------|
| TI77/458640-077 | Ash |
| TI78/458640-078 | Tusk |
| TI79/458640-079 | Oyster |
| TI81/458640-081 | Husk |
| TI84/458640-084 | Robust |
| TI85/458640-085 | Beyond |
| TI86/458640-086 | Voyage * |
| TI87/458640-087 | Everglade |
| TI89/458640-089 | Blanch |
| TI90/458640-090 | Longspur |
| TI91/458640-091 | Vireo |
| TI92/458640-092 | Dipper |
| TI93/458640-093 | Gale |
| TI94/458640-094 | Hunter |
| TI95/458640-095 | Lime |
| TI96/458640-096 | Apple |
| TI97/458640-097 | Krill |
| TI98/458640-098 | Catalyst |

* Colors available on
20-day lead time.

Price Category C

| Manner - Maharam | |
|-------------------------|--------------|
| 54" wide | |
| 100% recycled polyester | |
| Z2701/466177-001 | Magic |
| Z2702/466177-002 | Carob |
| Z2703/466177-003 | Porpoise |
| Z2704/466177-004 | Flint |
| Z2705/466177-005 | Hush |
| Z2706/466177-006 | Nuance |
| Z2711/466177-011 | Ember |
| Z2712/466177-012 | Wagon |
| Z2713/466177-013 | Ablaze |
| Z2714/466177-014 | Peel |
| Z2716/466177-016 | Butterscotch |
| Z2717/466177-017 | Harvest |
| Z2720/466177-020 | Parakeet |
| Z2722/466177-022 | Aquatic |
| Z2723/466177-023 | Cottage |
| Z2724/466177-024 | Dahlia |
| Z2725/466177-025 | Vivid |
| Z2726/466177-026 | Basin |
| Z2727/466177-027 | Schooner |
| Z2728/466177-028 | Slope |
| Z2729/466177-029 | Silverpoint |
| Z2730/466177-030 | Lattice |
| Z2731/466177-031 | Smoky |
| Z2732/466177-032 | Magnetic |
| Z2733/466177-033 | Woad |
| Z2734/466177-034 | Resolute |
| Z2735/466177-035 | Cruise |
| Z2736/466177-036 | Atmospheric |
| Z2737/466177-037 | Cloudburst |
| Z2738/466177-038 | Tidewater |
| Z2739/466177-039 | Firth |
| Z2740/466177-040 | Oceanside |
| Z2741/466177-041 | Grandeur |
| Z2742/466177-042 | Comfort |
| Z2743/466177-043 | Dill |
| Z2744/466177-044 | Poplar |
| Z2745/466177-045 | Citronella |
| Z2746/466177-046 | Passerine |
| Z2747/466177-047 | Southwest |
| Z2748/466177-048 | Roseate |

Price Category C continued
on next page

- Maharam textiles are on assigned lead times [A](#).
- Fabric numbers are listed as Herman Miller fabric number/Maharam fabric number.

Maharam® Colors — Workspaces

continued

Price Category C

continued

Manner continued

Z2749/466177-049 Charisma
Z2750/466177-050 Siltstone
Z2751/466177-051 Kimono
Z2752/466177-052 Valiant
Z2753/466177-053 Baroness

Metric – Maharam

54" wide
51% recycled polyester
49% polyester
Z302/466014-002 Fog
Z303/466014-003 Fleece
Z312/466014-012 Cardinal
Z313/466014-013 Lava
Z318/466014-018 Pollen
Z320/466014-020 Alligator
Z323/466014-023 Tar
Z324/466014-024 Anchor
Z326/466014-026 Admiral
Z327/466014-027 Seaport
Z328/466014-028 Scuba
Z329/466014-029 Skate
Z330/466014-030 Hopscotch
Z331/466014-031 Film
Z332/466014-032 Whale
Z333/466014-033 Downpour
Z334/466014-034 Midday
Z335/466014-035 Talisman
Z336/466014-036 Hedgerow
Z337/466014-037 Snorkel
Z338/466014-038 Highway
Z339/466014-039 Canary
Z340/466014-040 Sunny
Z341/466014-041 Aztec
Z342/466014-042 Fruit
Z343/466014-043 Galah
Z344/466014-044 Kiln
Z345/466014-045 Moth

Milestone – Maharam

54" wide
78% post-industrial
recycled polyester
15% polyester
7% nylon
ZML22/403901-022 Pewter
ZML25/403901-025 Charcoal
ZML26/403901-026 Ebony
ZML47/403901-047 Rush
ZML54/403901-054 Linger
ZML55/403901-055 Embrace
ZML57/403901-057 Coffee
ZML58/403901-058 Bison
ZML61/403901-061 Tiger Lily
ZML71/403901-071 Daffodil
ZML78/403901-078 Spruce
ZML79/403901-079 Fountain

Price Category D

Mode – Maharam

54" wide
80% post-consumer recycled polyester
20% polyester
PFOA-Free stain resistant finish
ZMD01/466337-001 Stroll
ZMD02/466337-002 Intaglio
ZMD03/466337-003 Ominous
ZMD04/466337-004 Machine
ZMD05/466337-005 Talus
ZMD06/466337-006 Marsh
ZMD07/466337-007 Hollow
ZMD08/466337-008 Sycamore
ZMD09/466337-009 Clavicle
ZMD10/466337-010 Billygoat
ZMD11/466337-011 Spindle
ZMD12/466337-012 Lemon
ZMD13/466337-013 Oxeye
ZMD14/466337-014 Henge
ZMD15/466337-015 Goldenrod
ZMD16/466337-016 Cottontail
ZMD17/466337-017 Lioness
ZMD18/466337-018 Oriole
ZMD19/466337-019 Rust
ZMD20/466337-020 Carotene
ZMD21/466337-021 Blush
ZMD22/466337-022 Vermillion
ZMD23/466337-023 Alder
ZMD24/466337-024 Kermes
ZMD25/466337-025 Barberry
ZMD26/466337-026 Petal
ZMD27/466337-027 Valley
ZMD28/466337-028 Odyssey
ZMD29/466337-029 Ballpoint
ZMD30/466337-030 Toile
ZMD31/466337-031 Paradise
ZMD32/466337-032 Angelfish
ZMD33/466337-033 Denim

Mode continued

ZMD34/466337-034 Crush
ZMD35/466337-035 Jetty
ZMD36/466337-036 Saltwater
ZMD37/466337-037 Mallard
ZMD38/466337-038 Celtic
ZMD39/466337-039 Eucalyptus
ZMD40/466337-040 Bonsai
ZMD41/466337-041 Sassafras
ZMD42/466337-042 Yucca
ZMD43/466337-043 Lichen

Spiral - Maharam

66" wide
100% polyester
ZS301/901882-001 Chalk
ZS303/901882-003 Wheat
ZS304/901882-004 Mica
ZS305/901882-005 Pavement
ZS306/901882-006 Graphite

Appendix: Maharam Colors — Workspaces

- Maharam textiles are on assigned lead times [A](#).
- Fabric numbers are listed as Herman Miller fabric number/Maharam fabric number.

Maharam® Colors — Workspaces

continued

Price Category E

| Flock - Maharam | |
|------------------|-----------|
| 63" wide | |
| 100% polyester | |
| ZF301/901892-001 | Calm |
| ZF302/901892-002 | Course |
| ZF303/901892-003 | Highlight |
| ZF304/901892-004 | Roe |
| ZF305/901892-005 | Poppy |
| ZF306/901892-006 | Briefcase |
| ZF307/901892-007 | Monkstrap |
| ZF308/901892-008 | Quag |
| ZF309/901892-009 | Pistachio |
| ZF310/901892-010 | Froth |
| ZF311/901892-011 | Celadon |
| ZF312/901892-012 | Highsea |
| ZF313/901892-013 | China |
| ZF314/901892-014 | Victorian |
| ZF315/901892-015 | Commander |
| ZF316/901892-016 | Raven |
| ZF317/901892-017 | Aluminum |

| Parallel — Maharam | |
|-------------------------|----------|
| 66" wide | |
| 100% recycled polyester | |
| TT01/901180-001 | Chalk |
| TT02/901180-002 | Argent |
| TT03/901180-003 | Fog |
| TT22/901180-022 | Sterling |
| TT23/901180-023 | Linen |
| TT24/901180-024 | Pea |
| TT27/901180-027 | Boulder |
| TT28/901180-028 | Stream |
| TT29/901180-029 | Shiitake |
| TT30/901180-030 | Wafer |
| TT31/901180-031 | Plank |
| TT32/901180-032 | Brandy |
| TT33/901180-033 | Crater |
| TT36/901180-036 | Quail |

Price Category F

| Adjourn - Maharam | |
|--------------------------|---------|
| 72" wide | |
| 57% polyester | |
| 43% Trevira CS polyester | |
| ZA102/511350-002 | Guava |
| ZA103/511350-003 | Bran |
| ZA104/511350-004 | Flax |
| ZA105/511350-005 | Oatmeal |
| ZA109/511350-009 | Terrain |

| Emit — Maharam | |
|--|-----------|
| 54" wide | |
| 55% post-industrial recycled polyester | |
| 45% post-consumer recycled polyester | |
| PFOA-free stain resistant | |
| 8EX01/466378-001 | Wed |
| 8EX02/466378-002 | Zebra |
| 8EX03/466378-003 | Chiffon |
| 8EX04/466378-004 | Scallop |
| 8EX05/466378-005 | Nectar |
| 8EX06/466378-006 | Elk |
| 8EX07/466378-007 | Carat |
| 8EX08/466378-008 | Goldenrod |
| 8EX09/466378-009 | Beached |
| 8EX10/466378-010 | Samba |
| 8EX11/466378-011 | Nest |
| 8EX12/466378-012 | Ravishing |
| 8EX13/466378-013 | Tassel |
| 8EX14/466378-014 | Groove |
| 8EX15/466378-015 | Tailor |
| 8EX16/466378-016 | Duo |
| 8EX17/466378-017 | Haiku |
| 8EX18/466378-018 | Bluefin |
| 8EX19/466378-019 | Flow |
| 8EX20/466378-020 | Xenon |
| 8EX21/466378-021 | Artem |
| 8EX22/466378-022 | Zen |
| 8EX23/466378-023 | Sprinkle |
| 8EX24/466378-024 | Camp |
| 8EX25/466378-025 | Limeade |

Price Category G-Z

| Sharkskin 2 - Maharam | |
|----------------------------------|------------|
| 54" wide | |
| 89% polyester | |
| 11% solution-dyed polyester | |
| PFOA-Free stain resistant finish | |
| Acrylic backing | |
| ZS201/901650-033 | Harmony |
| ZS202/901650-034 | Suggestion |
| ZS203/901650-039 | Lyric |
| ZS204/901650-040 | Clarify |
| ZS205/901650-041 | Remain |
| ZS206/901650-046 | Sphere |
| ZS207/901650-051 | Restore |
| ZS208/901650-054 | Night |
| ZS209/901650-056 | Frosted |
| ZS211/901650-058 | Wash |
| ZS212/901650-059 | Navy |

No fabrics available at this time.

- Maharam textiles are on assigned lead times [A](#).
- Fabric numbers are listed as Herman Miller fabric number/Maharam fabric number.

Proprietary Textiles Application Chart — Seating

• Available

[A] Assigned lead-time textile.

[N] Non-woven textile.

See following page for
exception notes.

Price Category 1

| | | | | | | | | | | | | | | | | | | | | | | | | | | | | |
|---------------------------------|---|---|--|--|---|----|----|---|---|---|---|---|---|---|---|--|---|---|--|----|----|---|---|---|---|---|---|---|
| COM Customer's Own Material [A] | | | | | | 1 | 1 | | | 1 | 1 | 1 | 1 | 1 | 1 | | 1 | 1 | | 1 | 1 | 1 | 1 | 1 | 1 | 1 | 1 | 1 |
| 231_ 8Z Pellicle® | • | | | | | | | | | | | | | | | | | | | | | | | | | | | |
| 1A7_ AireWeave™ 2 | | • | | | | | | | | | | | | | | | | | | | | | | | | | | |
| 8T_ Crossing | | | | | | | | • | | | | | | | | | | | | | | | | | | | | |
| 3DE_ Dex | | | | | | • | • | • | | • | • | • | • | • | • | | | | | | | | | | | | • | • |
| 4RM_ Duo | | | | | | | | | | | | | | | | | | | | 19 | • | | | | | • | • | |
| 6V_ Flexnet™ | | | | | | | | | | | | | | | | | | | | | | | | | | | | |
| 95_ Gem | | | | | | | | • | | | | | | | | | | | | | | | | | | | | • |
| 845_ Intercept | | • | | | | | | | | | | | | | | | | | | | | | | | | | | |
| 365_ Interweave 2 | | | | | | | | | | | | | | | | | | | | | | | | | | | | |
| 4W_ Lyris 2™ | | | | | | | | • | | | | | | | | | | | | | | | | | | | | |
| 1MN_ Monologue | | | | | | 24 | 22 | • | | | | • | • | • | | | | | | • | • | • | • | • | • | • | • | • |
| 5H2_ Ripple 3D Knit | | | | | | | | | • | | | | | | | | | | | | | | | | | | | |
| 5H1_ Splash 3D Knit | | | | | | | | • | | | | | | | | | | | | | | | | | | | | |
| 4SC_ Scatter | | | | | | • | • | • | | • | • | • | • | • | • | | | | | • | • | • | • | • | • | • | • | • |
| 3DN_ Scribe | | | | | | 21 | 22 | • | | • | | | | | | | | | | • | • | | | | | • | • | |
| 3DK_ Stretch Knit [A] | | | | | | 21 | | | | | | | | | | | | | | | | | | | | | | |
| 235_ Tailored | | | | | | • | • | • | | • | • | • | • | | • | | | | | • | 23 | | | | • | | 7 | • |
| 9NK_ Tuck 3D Knit | | | | | • | | | | | | | | | | | | | | | | | | | | | | | |
| 1WS_ Whisper | | | | | | 24 | • | • | | | • | • | • | • | • | | | | | • | • | • | • | • | • | • | • | • |

Price Category 2

| | | | | | | | | | | | | | | | | | | | | | | | | | | | | |
|-----------------|--|--|--|---|----|----|----|---|--|---|---|---|---|---|---|---|--|--|---|---|---|----|---|---|---|---|----|---|
| 3AR_ Aristo | | | | | | • | • | • | | • | • | • | • | • | • | | | | • | • | • | • | • | • | • | • | • | • |
| 92_ Crepe | | | | | | • | • | • | | • | • | • | • | • | • | | | | • | • | • | • | • | • | • | • | • | • |
| 3EP_ Epic | | | | | | • | • | | | • | • | • | • | • | • | | | | • | | | | | | | 7 | • | • |
| 1LM_ Loom | | | | | | • | • | | | • | • | • | • | • | • | | | | | | • | 23 | | | | • | • | • |
| 1MV_ Marvel [N] | | | | | | 21 | 22 | • | | | | | | | | | | | | • | | | | | • | • | • | • |
| 1HA_ Medley | | | | • | | • | 22 | | | • | • | • | • | • | • | | | | • | • | • | • | • | • | • | • | • | • |
| 4ME_ Mellow | | | | | | • | 22 | • | | • | • | • | • | • | • | | | | • | • | • | • | • | • | • | • | • | • |
| 30_ Rhythm | | | | | 23 | • | • | | | • | • | • | • | • | • | | | | • | • | • | • | • | • | • | • | • | • |
| 3SL_ Sequel [N] | | | | | | • | • | • | | • | • | • | • | • | • | 8 | | | • | • | • | • | • | • | • | • | 23 | • |
| 4TE_ Terra | | | | | | • | 22 | | | • | • | • | • | • | • | | | | • | | • | • | • | • | • | • | 7 | • |
| 8R_ Twist | | | | | | • | • | • | | • | • | • | • | • | • | | | | • | • | • | • | • | • | • | • | • | • |

Price Category 3

| | | | | | | | | | | | | | | | | | | | | | | | | | | | | |
|------------------|--|--|--|----|--|----|---|--|--|---|---|---|---|---|---|--|--|--|---|---|--|---|----|---|---|---|---|---|
| 3AC_ Ace | | | | | | 21 | • | | | • | • | • | • | • | 8 | | | | • | • | | • | 19 | | • | | • | • |
| 4LN_ Landing [N] | | | | | | | | | | | | | | | | | | | | | | | | | | • | | |
| 8M_ Latitude™ | | | | 23 | | • | • | | | | | | | | | | | | • | | | | | • | • | | | |

Price Category 4

| | | | | | | | | | | | | | | | | | | | | | | | | | | | | |
|---------------|--|--|--|---|--|----|---|---|--|---|---|---|---|---|---|--|--|--|---|---|---|---|---|---|---|---|---|---|
| 3DM_ Daydream | | | | | | 21 | • | • | | • | | • | • | • | | | | | • | • | | • | • | • | | | • | • |
| 1DL_ Dialogue | | | | | | | | | | | | | | | | | | | | | • | | | | | | | |
| 1A9_ Network | | | | | | | | | | | | | | | | | | | | | | • | | | | | | |
| 3SY_ Sync | | | | • | | • | • | • | | • | • | • | • | • | • | | | | • | | | • | • | • | • | • | • | • |

continued on next page

Proprietary Textile Colors — Seating

Price Category 1

Customer's Own Material

See Order Information in Appendices.
Assigned lead-time textile. A

8Z Pellicle®

For New Aeron® Chairs
56% elastomeric
44% polyester

| | |
|-------|----------|
| 23101 | Mineral |
| 23102 | Carbon |
| 23103 | Graphite |

AireWeave™ 2

For Mirra® 2 Chairs
67% elastomeric
33% antimony-free polyester

| | |
|-------|----------------|
| 1A701 | Alpine |
| 1A702 | Slate Grey |
| 1A703 | Graphite |
| 1A704 | Lime Green |
| 1A705 | Cappuccino |
| 1A706 | Urban Orange |
| 1A707 | Dark Turquoise |
| 1A708 | Twilight |

Crossing

54" wide
86% antimony-free polyester
14% polyester

| | |
|------|-------------|
| 8T03 | Wicker |
| 8T04 | Porcelain |
| 8T05 | Warm Grey |
| 8T10 | Tomato |
| 8T13 | Green Apple |
| 8T16 | Periwinkle |
| 8T17 | Cerulean |
| 8T18 | Indigo |
| 8T19 | Shale |
| 8T22 | Tin |
| 8T23 | Graphite |
| 8T24 | Black |

Dex

54" wide
100% recycled polyester

| | |
|-------|-------------|
| 3DE01 | Frost |
| 3DE02 | Silver Pine |
| 3DE03 | Stone |
| 3DE04 | Shale |
| 3DE05 | Charcoal |
| 3DE06 | Gossamer |
| 3DE07 | Pine |

Duo

For Lino™ Chairs
52% polyester
48% elastomeric

| | |
|-------|------------|
| 4RM01 | Mineral |
| 4RM02 | Poppy |
| 4RM03 | Green Leaf |
| 4RM04 | Jade |
| 4RM05 | Shadow |
| 4RM06 | Graphite |

Flexnet™

For Caper® Chairs
69% elastomeric
31% polyester

| | |
|------|-------------|
| 6V01 | Black |
| 6V02 | Silver Grey |

Gem

54" wide
100% antimony-free polyester

| | |
|------|-------------|
| 9502 | Tangerine |
| 9503 | Red |
| 9507 | Twilight |
| 9508 | Bayou |
| 9510 | Berry Blue |
| 9511 | Aqua Green |
| 9512 | Green Apple |
| 9514 | Black |
| 9515 | Slate Grey |
| 9516 | Fog |

Intercept

For Cosm™ Chairs
60% elastomeric
40% polyester

| | |
|-------|-----------|
| 84501 | Graphite |
| 84502 | Carbon |
| 84503 | Mineral |
| 84504 | Nightfall |
| 84505 | Glacier |
| 84506 | Canyon |

Interweave 2

For Verus™ Chairs
65% elastomeric
35% polyester

| | |
|-------|-------------|
| 36501 | Iceberg |
| 36502 | Poppy |
| 36503 | Beachglass |
| 36504 | Blue Grotto |
| 36505 | Slate |
| 36506 | Shale |

Lyriss 2™

For Setu® Chairs
74% elastomeric
26% polyester

| | |
|------|------------|
| 4W21 | Alpine |
| 4W22 | Mango |
| 4W23 | Chartreuse |
| 4W25 | Berry Blue |
| 4W26 | Slate Grey |
| 4W28 | Chino |
| 4W29 | Rattan |
| 4W30 | Java |
| 4W31 | Graphite |

Monologue

54" wide
56% recycled polyester
44% polyester

| | |
|-------|-------------|
| 1MN01 | Linen |
| 1MN02 | Alabaster |
| 1MN03 | Truffle |
| 1MN04 | Folkstone |
| 1MN05 | Silver Pine |
| 1MN06 | Slate |

Monologue *continued*

| | |
|-------|--------------|
| 1MN07 | Seed |
| 1MN08 | Yellow Oxide |
| 1MN09 | Persimmon |
| 1MN10 | Tundra |
| 1MN11 | Meadow |
| 1MN12 | Blue Sky |
| 1MN13 | Blue Spruce |
| 1MN14 | Deep Sea |

Ripple 3D Knit

Available only on Zeph™ Chairs.
knit to size
51% post-consumer recycled polyester
48% polyester
1% lycra

| | |
|-------|--------------------|
| 5H201 | Black |
| 5H202 | Carbon |
| 5H203 | Alpine |
| 5H204 | Silt |
| 5H205 | Tea Rose |
| 5H206 | Cocoa |
| 5H207 | Persimmon |
| 5H208 | Blaze |
| 5H209 | Cayenne |
| 5H210 | Falcon |
| 5H211 | Mustard Seed |
| 5H212 | Patina |
| 5H213 | Olive |
| 5H214 | Moss |
| 5H215 | Aloe |
| 5H216 | Glacier |
| 5H217 | Ultramarine |
| 5H218 | Nightfall |
| 5H219 | Bluebell |
| 5H220 | Boysenberry |
| 5H221 | Nightfall/Bluebell |
| 5H222 | Patina/Alpine |
| 5H223 | Cayenne/Glacier |
| 5H224 | Tea Rose/Olive |
| 5H225 | Silt/Blaze |

Price category 1 continued on next page

Proprietary Textile Colors — Seating

continued

Price Category 1

continued

Scatter

54" wide
100% recycled polyester,
with 26% ocean bound plastic

| | |
|-------|------------|
| 4SC01 | Alpine |
| 4SC02 | Fog |
| 4SC03 | Shale |
| 4SC04 | Persimmon |
| 4SC05 | Red Violet |
| 4SC06 | Lime Zest |
| 4SC07 | Olive |
| 4SC08 | Glacier |
| 4SC09 | Blue Sky |
| 4SC10 | Lagoon |
| 4SC11 | Slate Grey |
| 4SC12 | Blue Black |

Scribe

54" wide
100% recycled polyester
with 53% ocean bound plastic

| | |
|-------|-------------|
| 3DN01 | Spring Wood |
| 3DN02 | Poplar |
| 3DN03 | Pewter |
| 3DN04 | Deep Sea |
| 3DN05 | Fir |
| 3DN06 | Nutmeg |

Splash 3D Knit


Available only on Zeph™ Chairs.
knit to size
54% post-consumer recycled polyester
44% polyester
2% lycra

| | |
|-------|-----------|
| 5H101 | Black |
| 5H102 | Carbon |
| 5H103 | Alpine |
| 5H104 | Silt |
| 5H105 | Tea Rose |
| 5H106 | Cocoa |
| 5H107 | Persimmon |
| 5H108 | Blaze |
| 5H109 | Cayenne |
| 5H110 | Falcon |

Splash 3D Knit *continued*

| | |
|-------|--------------|
| 5H111 | Mustard Seed |
| 5H112 | Patina |
| 5H113 | Olive |
| 5H114 | Moss |
| 5H115 | Aloe |
| 5H116 | Glacier |
| 5H117 | Ultramarine |
| 5H118 | Nightfall |
| 5H119 | Bluebell |
| 5H120 | Boysenberry |

Stretch Knit

Assigned lead-time textile. 
Available only on Sayl®
Suspension Back Work Chairs
97% polyester, 3% spandex

| | |
|-------|-------------|
| 3DK01 | Fog |
| 3DK02 | Slate Grey |
| 3DK03 | Java |
| 3DK04 | Black |
| 3DK05 | Red |
| 3DK06 | Green Apple |
| 3DK07 | Berry Blue |

Tailored

54" wide
56% polyester
44% recycled polyester

| | |
|-------|----------------|
| 23501 | Studio White * |
| 23502 | Sugar * |
| 23503 | Tomato |
| 23504 | Orchid |
| 23505 | Boysenberry |
| 23506 | Chive |
| 23507 | Bluegrass |
| 23508 | Cobalt |
| 23509 | Cadet |
| 23510 | Fog |
| 23511 | Graphite |
| 23512 | Black |
| 23513 | Coffee |

* Colors not available on
Plex™ Lounge Furniture.

Tuck 3D Knit

Available only on Fuld Nesting
Chairs.
knit to size
56% polyester
44% recycled polyester

| | |
|-------|-----------|
| 9NK01 | Alpine |
| 9NK02 | Carbon |
| 9NK03 | Nightfall |
| 9NK04 | Olive |
| 9NK05 | Cocoa |
| 9NK06 | Canyon |

Whisper

54" wide
73% recycled polyester
27% polyester
with 11.3% ocean bound plastic

| | |
|-------|--------------|
| 1WS01 | Sand Dollar |
| 1WS02 | Pebble |
| 1WS03 | Silver Birch |
| 1WS04 | Iceberg |
| 1WS05 | Silver Pine |
| 1WS06 | Carbon |
| 1WS07 | Cumin |
| 1WS08 | Adobe |
| 1WS09 | Strawberry |
| 1WS10 | Blush |
| 1WS11 | Eggplant |
| 1WS12 | Willow |
| 1WS13 | Sea Grass |
| 1WS14 | Pool |
| 1WS15 | Blueberry |
| 1WS16 | Glacier |
| 1WS17 | Grey |
| 1WS18 | Canyon |

Price Category 2

Aristo

54" wide
88% recycled polyester
12% polyester
Acrylic backing

| | |
|-------|---------------|
| 3AR01 | Forest Moss |
| 3AR02 | Light Brindle |
| 3AR03 | Mink |
| 3AR04 | Copper |
| 3AR05 | Adobe |
| 3AR06 | Cherry |
| 3AR07 | Lilac |
| 3AR08 | Green Apple |
| 3AR09 | Surf |
| 3AR10 | Waterfall |
| 3AR11 | Cadet |
| 3AR12 | Tin |
| 3AR13 | Pewter |
| 3AR14 | Grey Brindle |
| 3AR15 | Grey Black |

Crepe

54" wide
100% recycled polyester,
with 43.6% ocean bound plastic

| | |
|------|------------|
| 9201 | Licorice |
| 9203 | Smoke |
| 9207 | Cherry |
| 9223 | Cadet |
| 9241 | Beachglass |
| 9249 | Stone |
| 9251 | Fog |
| 9252 | Slate Grey |
| 9261 | Shale |
| 9262 | Graphite |
| 9265 | Mineral |
| 9266 | Persimmon |
| 9267 | Juniper |
| 9268 | Glacier |
| 9269 | Cascade |
| 9270 | Navy |

Price category 2 continued on
next page

Proprietary Textile Colors — Seating

continued

Price Category 2

continued

| Epic | |
|------------------------|---------------|
| 54" wide | |
| 56% recycled polyester | |
| 44% polyester | |
| Acrylic backing | |
| 3EP01 | Alabaster |
| 3EP02 | Smoke |
| 3EP03 | Falcon |
| 3EP04 | Citrus Spring |
| 3EP05 | Copper |
| 3EP06 | Urban Orange |
| 3EP07 | Poppy |
| 3EP08 | Wild Plum |
| 3EP09 | Sugar Plum |
| 3EP10 | Clover |
| 3EP11 | Loden |
| 3EP12 | Everglade |
| 3EP13 | Mist |
| 3EP14 | Peacock |
| 3EP15 | Cadet |
| 3EP16 | Indigo |
| 3EP17 | Spring Wood |
| 3EP18 | Grey Brindle |
| 3EP19 | Seed |
| 3EP20 | Carbon Dark |

| Loom | |
|----------------|------------------|
| 54" wide | |
| 100% polyester | |
| 1LM01 | Linen * |
| 1LM03 | Brick and Mortar |
| 1LM04 | Salt and Pepper |
| 1LM05 | Black |
| 1LM08 | Wild Berry |
| 1LM09 | Loden |
| 1LM10 | Jade |
| 1LM11 | Deep Sea |

* Color not available on
Valor™ Seating

| Marvel | |
|----------------------------|----------------|
| 54" wide | |
| 100% pvc-free polyurethane | |
| 1MV01 | Summer White |
| 1MV02 | Sand Dollar |
| 1MV03 | Espresso |
| 1MV04 | Folkstone Grey |
| 1MV05 | Graphite |
| 1MV06 | Onyx |
| 1MV07 | Polar Blue |
| 1MV08 | Blush Grey |
| 1MV09 | Woodrose |
| 1MV10 | Citrus |
| 1MV11 | Adobe |
| 1MV12 | Red |
| 1MV13 | Kiwi Green |
| 1MV14 | Pine |
| 1MV15 | Teal Green |
| 1MV16 | Twilight |

| Medley | |
|----------------|--------------|
| 54" wide | |
| 100% polyester | |
| 1HA01 | Stone |
| 1HA02 | Trail |
| 1HA03 | Charcoal |
| 1HA04 | Cinder |
| 1HA05 | Citrus |
| 1HA06 | Papaya |
| 1HA07 | Chutney |
| 1HA08 | Tundra |
| 1HA09 | Feather Grey |
| 1HA10 | Chartreuse |
| 1HA11 | Loden |
| 1HA12 | Peacock |
| 1HA13 | Bayou |
| 1HA14 | Blue Grotto |
| 1HA15 | Blueberry |
| 1HA22 | Khaki |
| 1HA23 | Pewter |
| 1HA24 | Yellow Oxide |
| 1HA25 | Vintage Rose |
| 1HA26 | Raspberry |
| 1HA27 | Acai Berry |

| Mellow | |
|--|-----------|
| 54" wide | |
| 100% recycled polyester, with 16% ocean bound plastic | |
| 4ME01 | Mineral |
| 4ME02 | Pewter |
| 4ME03 | Wisteria |
| 4ME04 | Olive |
| 4ME05 | Glacier |
| 4ME06 | Oceanside |
| 4ME07 | Charcoal |

| Rhythm | |
|----------------|---------------|
| 54" wide | |
| 100% polyester | |
| 3001 | Kiwi Green * |
| 3002 | Green Apple * |
| 3003 | Peacock * |
| 3004 | Bayou * |
| 3005 | Berry Blue |
| 3006 | Iris * |
| 3007 | Twilight |
| 3008 | Pumpkin * |
| 3009 | Poppy * |
| 3010 | Molasses * |
| 3011 | Mulberry * |
| 3012 | Khaki * |
| 3013 | Mink * |
| 3014 | Black |
| 3015 | Charcoal |

* Colors not available on
Embody® Chair.

| Sequel | |
|-----------------------------|--------------|
| 54" wide | |
| 100% vinyl | |
| 100% polyester knit backing | |
| Resilience® finish | |
| 3SL01 | White |
| 3SL02 | Pebble |
| 3SL03 | Mushroom |
| 3SL04 | Stone |
| 3SL05 | Chestnut |
| 3SL06 | Rattan |
| 3SL07 | Black Cherry |
| 3SL08 | Tundra |
| 3SL09 | Seal |
| 3SL10 | Blue Fog |
| 3SL11 | Folkstone |
| 3SL12 | Shale |
| 3SL13 | Slate Grey |
| 3SL14 | Charcoal |
| 3SL15 | Carbon Dark |
| 3SL28 | Navy * |

* Color available on Eames®
Tandem Sling Seating.

| Terra | |
|--|-------------|
| 54" wide | |
| 100% post-consumer recycled biodegradable polyester * | |
| 4TE01 | Spring Wood |
| 4TE02 | Zinc |
| 4TE03 | Pine Cone |
| 4TE04 | Charcoal |

* 1% biodegradation in 1,278
days under ASTM D5511
conditions. No evidence of further
degradation.

Price category 2 continued on
next page

Proprietary Textile Colors — Seating

continued

Price Category 2

continued

| Twist | |
|-----------------------------|---------------|
| 54" wide | |
| 80% antimony-free polyester | |
| 13% recycled polyester | |
| 7% polyester | |
| 8R05 | Wicker |
| 8R10 | Poppy |
| 8R14 | Tin |
| 8R15 | Shale |
| 8R16 | Graphite |
| 8R17 | Birch |
| 8R18 | Sepia |
| 8R22 | Blueberry |
| 8R23 | Green Apple |
| 8R26 | Gunmetal |
| 8R27 | Cinder |
| 8R28 | Citrus |
| 8R29 | Pekoe |
| 8R30 | Tangerine |
| 8R31 | Red Plum |
| 8R32 | Wisteria |
| 8R33 | Forest |
| 8R34 | Jade Dark |
| 8R35 | Waterfall |
| 8R36 | Midnight Blue |
| 8R37 | Carbon Dark |

Price Category 3

| Ace | |
|------------------------|--------------|
| 54" wide | |
| 100% polyurethane | |
| Polyester knit backing | |
| Stain resistant finish | |
| 3AC01 | Summer White |
| 3AC02 | White Ash |
| 3AC03 | Rye |
| 3AC04 | Metal |
| 3AC05 | Clay |
| 3AC06 | Chestnut |
| 3AC07 | Citrus |
| 3AC08 | Camelback |
| 3AC09 | Chipotle |
| 3AC10 | Claret |
| 3AC11 | Slate Purple |
| 3AC12 | Artichoke |
| 3AC13 | Sepia Dark |
| 3AC14 | Aloe |
| 3AC15 | Flint |
| 3AC16 | Blue Sky |
| 3AC17 | Oceanside |
| 3AC18 | Midnight |
| 3AC19 | Spring Wood |
| 3AC20 | Frost |
| 3AC21 | Lead |
| 3AC22 | Black |

| Landing | |
|---------------------------------|-------|
| For Eames® Tandem Sling Seating | |
| 54" wide | |
| 100% TPE | |
| Polyester knit backing | |
| 4LN01 | Black |

| Latitude™ | |
|----------------|----------------|
| 61" wide | |
| 100% polyester | |
| 8M01 | Graphite |
| 8M02 | Shadow |
| 8M10 | Alpine |
| 8M17 | Black |
| 8M21 | Slate Grey |
| 8M22 | Lime Green |
| 8M23 | French Press |
| 8M24 | Urban Orange |
| 8M25 | Dark Turquoise |
| 8M26 | Twilight |

| Latitude | |
|---------------------------|----------------|
| Colors for Mirra 2 Chairs | |
| 100% polyester | |
| 8M10 | Alpine |
| 8M17 | Black |
| 8M21 | Slate Grey |
| 8M22 | Lime Green |
| 8M23 | French Press |
| 8M24 | Urban Orange |
| 8M25 | Dark Turquoise |
| 8M26 | Twilight |

Price Category 4

| Daydream | |
|------------------------|--------------|
| 54" wide | |
| 48% wool | |
| 41% recycled polyester | |
| 9% nylon | |
| 2% polyester | |
| 3DM01 | Rye Grass |
| 3DM02 | Silver Birch |
| 3DM03 | Pewter |
| 3DM04 | Graphite |
| 3DM05 | Black |
| 3DM06 | Lemongrass |
| 3DM07 | Permission |
| 3DM08 | Juniper |
| 3DM09 | Sea Grass |
| 3DM10 | Nightfall |

| Dialogue | |
|----------------------------------|---------------|
| For Public Office Landscape® | |
| Sectional Back/Social Chair Back | |
| knit to size | |
| 100% polyester | |
| 1DL01 | Light Brindle |
| 1DL02 | Dark Brindle |

| Network | |
|----------------------------------|-------------|
| For Public Office Landscape® | |
| Sectional Back/Social Chair Back | |
| knit to size | |
| 100% polyester | |
| 1A901 | Warm White |
| 1A902 | Fog |
| 1A903 | Red |
| 1A904 | Wildberry |
| 1A905 | Green Apple |
| 1A906 | Twilight |
| 1A907 | Graphite |

Price category 4 continued on next page

Proprietary Textile Colors — Seating

continued

Price Category 4

continued

| Sync | |
|----------------|--------------|
| 55" wide | |
| 100% polyester | |
| 3SY01 | Pine Cone |
| 3SY02 | Citron |
| 3SY03 | Canyon |
| 3SY04 | Truffle |
| 3SY05 | Wild Berry |
| 3SY06 | Everglade |
| 3SY07 | Glacier |
| 3SY08 | Nightfall |
| 3SY09 | Dark Mineral |
| 3SY10 | Slate Grey |
| 3SY11 | Dark Carbon |
| 3SY12 | Black |

Price Category 5

| Cozy | |
|-----------|---------------------|
| 54" wide | |
| 100% wool | |
| 3CY01 | Heathered Warm Grey |
| 3CY02 | Heathered Rye Grass |
| 3CY03 | Heathered Cool Grey |
| 3CY04 | Heathered Blue Grey |
| 3CY05 | Heathered Black |
| 3CY06 | Heathered Persimmon |
| 3CY07 | Heathered Loden |
| 3CY08 | Heathered Jade |
| 3CY09 | Heathered Lagoon |
| 3CY10 | Heathered Twilight |

| Hopsak | |
|-------------------------|-------------------|
| 56" wide | |
| 100% recycled polyester | |
| 14A20 | Black |
| 14A22 | Raw Umber Dark |
| 14A26 | Grey Blue Dark |
| 14A30 | Sepia Dark |
| 14A38 | Emerald Dark |
| 14A39 | Yellow Dark |
| 14A40 | Orange |
| 14A41 | Sienna |
| 14A42 | Olive Green Dark |
| 14A43 | Crimson |
| 14A44 | Crimson Dark Dark |
| 14A45 | Violet Dark |
| 14A46 | Pink Dark Dark |
| 14A47 | Ultramarine Dark |
| 14A48 | Cobalt Blue |
| 14A49 | Terra Cotta |
| 14A50 | Ochre Dark |

| Summit | |
|------------------------|--------------|
| 54" wide | |
| 100% silicone | |
| Polyester knit backing | |
| 3SU01 | Bright White |
| 3SU02 | Oyster |
| 3SU03 | Zinc |
| 3SU04 | Sparrow |
| 3SU05 | Taupe |
| 3SU06 | Java |
| 3SU07 | Black |
| 3SU08 | Cherry |
| 3SU09 | Beachglass |
| 3SU10 | Midnight |

Price Category 6

| Balance | |
|--------------------|--------|
| For Embody® chairs | |
| 100% polyester | |
| 3512 | Carbon |
| 3513 | Black |

Proprietary Textile Colors — Seating

continued

Price Category 7

Customer's Own Leather
See Order Information in
Appendices. Assigned lead-time
textile. A

Price Category 8

No fabrics available at this time.

Price Category 9

| Leather | |
|-----------------------------|-----------------|
| approx. 50 sq. ft. per hide | |
| 100% leather | |
| 2101 | Ivory |
| 2109 | Black * |
| 2110 | Smoke |
| 2111 | Graphite |
| 2112 | Khaki |
| 2113 | Rattan |
| 2114 | Truffle |
| 2115 | Alpine |
| 2116 | Haze |
| 2117 | Sable Grey |
| 2118 | Dark Mineral ** |
| 2119 | Dark Carbon *** |
| 2120 | Cranberry |
| 2121 | Deep Sea |

* Armpad color available on
Aeron® Chair, Graphite.
** Armpad color available on
Aeron Chair, Mineral.
*** Armpad color available on
Aeron Chair, Carbon.

Maharam® Application Chart — Seating

- Available

[A] Maharam textiles are on assigned lead times.

[N] Non-woven textile.

See below for exception notes.

| | Asari Work Chairs by Herman Miller™ | Sayl® Work Chairs/Stools | Sayl Side Chairs | Setu® Chairs/Stools | Verus® Work Chairs/Stools Back | Verus Work Chairs/Stools Seat | Verus Side Chairs Back | Verus Side Chairs Seat | Verus Plus Chairs | Aside® Chairs | Caper® Chairs/Stools | Lino® Chairs Seat | OE1 Storage Trolley Cushion Top | Public Office Landscape® Seat | Plex® Lounge Furniture | Swoop™ Lounge Seating - Fully Upholstered | Swoop Lounge Seating - Plywood | Valor™ Seating | Cushion Tops | Workspaces |
|-------------------------------------|-------------------------------------|--------------------------|------------------|---------------------|--------------------------------|-------------------------------|------------------------|------------------------|-------------------|---------------|----------------------|-------------------|---------------------------------|-------------------------------|------------------------|---|--------------------------------|----------------|--------------|------------|
| Price Category 1 | | | | | | | | | | | | | | | | | | | | |
| No fabrics available at this time. | | | | | | | | | | | | | | | | | | | | |
| Price Category 2 | | | | | | | | | | | | | | | | | | | | |
| ZMA__ Metaphor - Maharam | | 16 | 16 | • | • | • | • | • | • | • | • | • | • | • | • | • | • | • | • | • |
| 8I1__ Muse - Maharam | | 16 | 16 | | | • | • | | | | • | | • | | | | 26 | | | • |
| Price Category 3 | | | | | | | | | | | | | | | | | | | | |
| ZM2__ Meld - Maharam * | • | • | • | • | • | • | • | • | | 8 | • | • | • | • | • | • | | | • | • |
| Price Category 4 | | | | | | | | | | | | | | | | | | | | |
| ZLR__ Lariat - Maharam [N] | | • | • | • | • | • | • | • | • | | | | • | • | 20 | | | • | • | |
| Price Category 5 | | | | | | | | | | | | | | | | | | | | |
| 4OG__ Method - Maharam | | 16 | 16 | • | • | • | • | • | • | | | • | • | • | • | • | | • | • | • |
| ZNC__ Nico - Maharam | | • | • | | • | • | • | • | • | • | | • | | • | • | • | • | • | • | |
| Price Category 6 | | | | | | | | | | | | | | | | | | | | |
| No fabrics available at this time. | | | | | | | | | | | | | | | | | | | | |
| Price Category 7 | | | | | | | | | | | | | | | | | | | | |
| ZB3__ Beck - Maharam | | 16 | 16 | • | | • | | • | • | • | | • | | • | • | • | • | • | • | |
| Price Category 8 | | | | | | | | | | | | | | | | | | | | |
| ZLU__ Luce - Maharam | • | 16 | 16 | • | | • | | • | • | • | | • | | • | • | • | • | • | • | |
| Price Category 9 | | | | | | | | | | | | | | | | | | | | |
| ZC0__ Campana - Maharam | | 16 | 16 | | | • | | • | • | • | | • | | • | • | • | • | • | • | |
| ZGE__ Gemma - Maharam | | • | • | • | • | • | • | • | • | • | | • | | • | • | • | • | • | • | |
| ZJA__ Jasper - Maharam | | 16 | 16 | | | • | | • | • | • | | • | | • | | | | • | 7 | |
| Price Category 10 | | | | | | | | | | | | | | | | | | | | |
| 3KH__ Firma - Maharam | | 16 | | • | • | • | • | • | • | • | | • | | • | • | • | • | • | • | |
| ZGF__ Gemma Multi - Maharam | | • | • | • | • | • | • | • | • | • | | • | | • | • | • | • | • | • | |
| ZGF__ Gemma Multi Reverse - Maharam | | • | • | • | • | • | • | • | • | • | | • | | • | • | • | • | • | • | |
| ZP4__ Petra - Maharam | | 16 | 16 | | | • | | • | • | • | | • | | • | • | • | • | | • | |
| Price Category A | | | | | | | | | | | | | | | | | | | | |
| No fabrics available at this time. | | | | | | | | | | | | | | | | | | | | |
| Price Category B | | | | | | | | | | | | | | | | | | | | |
| VM__ Medium - Maharam | | • | • | | • | • | | • | • | • | | • | • | | | | | • | • | • |
| TI__ Messenger - Maharam * | | • | • | • | • | • | • | • | | • | | • | • | | • | • | • | 26 | • | • |
| Price Category C | | | | | | | | | | | | | | | | | | | | |
| Z27__ Manner - Maharam | | • | • | | | • | | • | | • | | • | • | | • | • | • | • | • | • |
| 887__ Merit - Maharam | | • | • | | • | • | • | • | | • | | • | • | • | • | • | • | | • | |
| Z3__ Metric - Maharam | | • | • | | • | • | • | • | • | • | | • | • | | • | • | • | • | • | • |
| ZML__ Milestone - Maharam | | • | • | | | • | | • | | • | | • | | • | | • | • | • | • | • |
| 8EY__ Murmur - Maharam | | • | 16 | | | • | | • | | • | | • | | • | • | • | | • | 7 | |
| Price Category D | | | | | | | | | | | | | | | | | | | | |
| 8I8__ Bluff - Maharam [N] | | 16 | 16 | | • | • | • | • | • | 8 | | | | • | 21 | | • | • | • | |
| ZMD__ Mode - Maharam | | 18 | • | • | • | • | • | • | • | • | | | • | | • | • | • | | • | • |

continued on next page

* Available in select colors on 20-day lead-time. Refer to “Maharam Colors - Seating” for 20-day colors.

Maharam® Application Chart — Seating *continued*

- Available

[A] Maharam textiles are on assigned lead times.

[N] Non-woven textile.

See below for exception notes.

| | Asari Work Chairs by Herman Miller™ | Sayl® Work Chairs/Stools | Sayl Side Chairs | Setu® Chairs/Stools | Verus® Work Chairs/Stools Back | Verus Work Chairs/Stools Seat | Verus Side Chairs Back | Verus Side Chairs Seat | Verus Plus Chairs | Aside® Chairs | Caper® Chairs/Stools | Lino® Chairs Seat | OE1 Storage Trolley Cushion Top | Public Office Landscape® Seat | Plex® Lounge Furniture | Swoop™ Lounge Seating - Fully Upholstered | Swoop Lounge Seating - Plywood | Valor™ Seating | Cushion Tops | Workspaces |
|----------------------------------|-------------------------------------|--------------------------|------------------|---------------------|--------------------------------|-------------------------------|------------------------|------------------------|-------------------|---------------|----------------------|-------------------|---------------------------------|-------------------------------|------------------------|---|--------------------------------|----------------|--------------|------------|
| Price Category E | | | | | | | | | | | | | | | | | | | | |
| ZAT__ Article - Maharam [N] | | 16 | 16 | | • | • | • | • | | | | • | | • | | | | • | 7 | |
| 896__ Dwell - Maharam | | 16 | 16 | | | • | | • | | • | | • | | • | | | | • | 7 | |
| ZP2__ Pick - Maharam | | 18 | • | | • | • | • | • | | • | | • | • | | | • | • | • | • | |
| ZR2__ Roster - Maharam | | 16 | 16 | | | • | | • | • | • | | • | | • | | • | | | • | |
| ZT3__ Technic - Maharam | | 18 | • | | • | • | • | • | | • | | | | | | | | • | 7 | |
| Price Category F | | | | | | | | | | | | | | | | | | | | |
| 82T__ Apt - Maharam [N] | | 18 | • | | • | • | • | • | | | | | | • | | • | | • | 7 | |
| 871__ Brindle - Maharam | | 16 | 16 | | | • | | • | | • | | • | • | • | | | | • | • | |
| 87Z__ Conduit - Maharam | | 16 | 16 | | • | • | • | • | | • | | • | • | • | | | | | | 7 |
| 74M__ Instill - Maharam [N] | | 18 | 16 | | • | • | • | • | | | | | • | • | • | | • | • | 7 | |
| 89N__ Keen - Maharam | | 16 | 16 | | | • | | • | • | • | | • | | • | • | • | • | | | |
| V9G__ Ledger - Maharam [N] | | 18 | 16 | | • | • | | • | • | | | • | • | | | | | • | • | |
| ZLL__ Loop - Maharam | | 16 | 16 | | | • | | • | | 8 | | • | | • | | | | • | | |
| 82A__ Multiply - Maharam | | 16 | 16 | | • | • | • | • | | • | | • | | • | | • | • | • | | |
| 8LW__ Pepper - Maharam | | 16 | 16 | | | • | | • | | • | | • | | • | 21 | • | | 9 | | • |
| ZRA__ Runner Standard - Maharam | | 18 | • | | • | • | • | • | | | | | | | | | | • | 7 | |
| Z31__ Sequence - Maharam | | | • | | • | • | • | • | | • | | | • | | | • | | • | • | |
| Z33__ Strum - Maharam [N] | | | 16 | | | | | | | | | | | | | • | | • | 7 | |
| Price Category G | | | | | | | | | | | | | | | | | | | | |
| ZC2__ Compound - Maharam [N] | | 16 | 16 | | • | • | • | • | | 8 | | • | | | • | | • | • | 7 | |
| ZEM__ Emboss - Maharam [N] | | | 16 | | | | | | | | | | | | | | | • | 7 | |
| ZF1__ Fold - Maharam [N] | | 16 | 16 | | | | | | | | | | | | | | | | 7 | |
| 8AR__ Gild - Maharam | | | 16 | | | • | • | • | • | | | | | • | 21 | • | • | • | | |
| ZPR__ Pare - Maharam | | 18 | 16 | | | • | | • | | 8 | | • | | • | • | • | • | | 7 | |
| ZP1__ Pick Crypton - Maharam | | 16 | • | | • | • | | • | | • | | • | | | | | | • | 7 | |
| ZRF__ Runner - Maharam | | 16 | 16 | | | | | | | | | | • | | | | | • | • | |
| Price Category H | | | | | | | | | | | | | | | | | | | | |
| ZT__ Circles - Maharam | | 16 | 16 | | | | | | | | | | | | | | | | • | |
| ZS__ Crosspatch - Maharam | | | • | | | | | | | | | | • | | | | | | • | |
| ZK__ Dot Pattern - Maharam | | | • | • | • | | • | | • | | | • | | | | | | • | • | |
| ZQF__ Offset - Maharam | | 16 | • | | | | | | | • | | • | | | | | | | • | |
| ZL__ Small Dot Pattern - Maharam | | | • | • | • | | • | | • | | | • | | | | | | • | • | |
| Price Category I | | | | | | | | | | | | | | | | | | | | |
| 7CW__ Cursive - Maharam | | 16 | 16 | | • | • | • | • | | 8 | | • | • | • | | • | | • | • | |
| ZSY__ Study - Maharam | | | | | | | | | | | | | • | | | | | • | | |

continued on next page

Maharam® Application Chart — Seating *continued*

- Available

[A] Maharam textiles are on assigned lead times.

[N] Non-woven textile.

See below for exception notes.

| | Asari Work Chairs by Herman Miller™ | Sayl® Work Chairs/Stools | Sayl Side Chairs | Setu® Chairs/Stools | Verus® Work Chairs/Stools Back | Verus Work Chairs/Stools Seat | Verus Side Chairs Back | Verus Side Chairs Seat | Verus Plus Chairs | Aside® Chairs | Caper® Chairs/Stools | Lino® Chairs Seat | OE1 Storage Trolley Cushion Top | Public Office Landscape® Seat | Plex® Lounge Furniture | Swoop™ Lounge Seating - Fully Upholstered | Swoop Lounge Seating - Plywood | Valor™ Seating | Cushion Tops | Workspaces |
|------------------------------------|-------------------------------------|--------------------------|------------------|---------------------|--------------------------------|-------------------------------|------------------------|------------------------|-------------------|---------------|----------------------|-------------------|---------------------------------|-------------------------------|------------------------|---|--------------------------------|----------------|--------------|------------|
| Price Category J-K | | | | | | | | | | | | | | | | | | | | |
| No fabrics available at this time. | | | | | | | | | | | | | | | | | | | | |
| Price Category L | | | | | | | | | | | | | | | | | | | | |
| ZMK_ _ Minicheck - Maharam | | • | • | | | • | • | • | | • | | • | | | | | | • | 7 | |
| Price Category M | | | | | | | | | | | | | | | | | | | | |
| ZF2_ _ Fruit - Maharam | | | 16 | | | | | | | • | | | | | | | | | 7 | |
| Price Category N-Q | | | | | | | | | | | | | | | | | | | | |
| No fabrics available at this time. | | | | | | | | | | | | | | | | | | | | |
| Price Category R | | | | | | | | | | | | | | | | | | | | |
| Stow Leather | • | | | | | | | | | | | | | | | | | | | |
| Price Category S-Z | | | | | | | | | | | | | | | | | | | | |
| No fabrics available at this time. | | | | | | | | | | | | | | | | | | | | |

7 Available on 1" Cushion Tops only.

8 Only available on the Aside nonupholstered outer back option (PB).

9 Available on Valor upholstered seat.

16 Available on Sayl Chair seat.

18 Available on Sayl Chair seat and upholstered mid-back.

20 Not available on Plex Club Chair with Headrest.

21 Available on Plex seat and on Ottoman.

26 Available in select colors. Refer to "Maharam Textile Colors - Seating" for color offering.



Maharam® Colors — Seating

Price Category 1

No fabrics available at this time.

Price Category 2

| Metaphor – Maharam | |
|--------------------|--------------|
| 54" wide | |
| 100% polyester | |
| Acrylic backing | |
| ZMA01/466553-001 | Afterfeather |
| ZMA02/466553-002 | Moonflower |
| ZMA03/466553-003 | Handcraft |
| ZMA04/466553-004 | Crossroad |
| ZMA05/466553-005 | Chondrite |
| ZMA06/466553-006 | Detective |
| ZMA07/466553-007 | Steamship |
| ZMA08/466553-008 | Electricity |
| ZMA09/466553-009 | Takeoff |
| ZMA10/466553-010 | Parachute |
| ZMA11/466553-011 | Blueshift |
| ZMA12/466553-012 | Dockyard |
| ZMA13/466553-013 | Bathe |
| ZMA14/466553-014 | Icebound |
| ZMA15/466553-015 | Thermosphere |
| ZMA16/466553-016 | Aboard |
| ZMA17/466553-017 | Agateway |
| ZMA18/466553-018 | Homeland |
| ZMA19/466553-019 | Rockfall |
| ZMA20/466553-020 | Undergrowth |
| ZMA21/466553-021 | Gremolata |
| ZMA22/466553-022 | Patina |
| ZMA23/466553-023 | Sylvan |
| ZMA24/466553-024 | Outfield |
| ZMA25/466553-025 | Windbreak |
| ZMA26/466553-026 | Saguaro |
| ZMA27/466553-027 | Barnwood |
| ZMA28/466553-028 | Cookshop |
| ZMA29/466553-029 | Amandine |
| ZMA30/466553-030 | Bodhran |
| ZMA31/466553-031 | Centerstage |
| ZMA32/466553-032 | Focaccia |
| ZMA33/466553-033 | Bumblebee |
| ZMA34/466553-034 | Microbrew |
| ZMA35/466553-035 | Sauna |
| ZMA36/466553-036 | Gazebo |
| ZMA37/466553-037 | Pirouette |
| ZMA38/466553-038 | Heartbeat |
| ZMA39/466553-039 | Shino |
| ZMA40/466553-040 | Sunrise |
| ZMA41/466553-041 | Florist |

| Metaphor continued | |
|--------------------|-----------|
| ZMA42/466553-042 | Beadwork |
| ZMA43/466553-043 | Framboise |
| ZMA44/466553-044 | Wisteria |
| ZMA45/466553-045 | Warrior |

| Muse – Maharam | |
|---------------------------------------|-------------|
| 54" wide | |
| 100% post-consumer recycled polyester | |
| 81101/466487-001 | Crescendo |
| 81102/466487-002 | Resonate |
| 81103/466487-003 | Runway |
| 81104/466487-004 | Ascend |
| 81105/466487-005 | Veil * |
| 81106/466487-006 | Refresh * |
| 81107/466487-007 | Clear * |
| 81108/466487-008 | Fantasy |
| 81109/466487-009 | Miso |
| 81110/466487-010 | Compass |
| 81111/466487-011 | Bergamot * |
| 81112/466487-012 | Grasshopper |
| 81113/466487-013 | Goal |
| 81114/466487-014 | Mistletoe |
| 81115/466487-015 | Seaglass * |
| 81116/466487-016 | Frigid |
| 81117/466487-017 | Riverbend |
| 81118/466487-018 | Noble |
| 81119/466487-019 | Pulsar |
| 81120/466487-020 | Velella |
| 81121/466487-021 | Sailboat |
| 81122/466487-022 | Sparse |
| 81123/466487-023 | Vase |
| 81124/466487-024 | Haven |
| 81125/466487-025 | Mead |
| 81126/466487-026 | Neat |
| 81127/466487-027 | Jovial |
| 81128/466487-028 | Theater |
| 81129/466487-029 | Poinsettia |
| 81130/466487-030 | Celebrate |
| 81131/466487-031 | Spectacle |

* Colors not available on Valor Seating.

Price Category 3

| Meld – Maharam | |
|--------------------------------------|------------|
| 54" wide | |
| 68% post-consumer recycled polyester | |
| 32% polyester | |
| PFOA-Free stain resistant | |
| ZM201/466387-201 | Vast |
| ZM202/466387-202 | Panda ** |
| ZM203/466387-203 | Skyline * |
| ZM204/466387-204 | Knight ** |
| ZM205/466387-205 | Quill ** |
| ZM206/466387-206 | Pipe |
| ZM207/466387-207 | Grate * |
| ZM208/466387-208 | Gloss |
| ZM209/466387-209 | Bulb |
| ZM210/466387-210 | Bride |
| ZM211/466387-211 | Stark |
| ZM212/466387-212 | Seashell |
| ZM213/466387-213 | Antler |
| ZM214/466387-214 | Crater * |
| ZM215/466387-215 | Perennial |
| ZM216/466387-216 | Mulberry |
| ZM217/466387-217 | Fuchsia * |
| ZM218/466387-218 | Amethyst * |
| ZM219/466387-219 | Merlot |
| ZM220/466387-220 | Magma * |
| ZM221/466387-221 | Rooster |
| ZM222/466387-222 | Heat * |
| ZM223/466387-223 | Clementine |
| ZM224/466387-224 | Fox |
| ZM225/466387-225 | Kiss * |
| ZM226/466387-226 | Bare |
| ZM227/466387-227 | Blonde |
| ZM228/466387-228 | Mimosa |
| ZM229/466387-229 | Comet * |
| ZM230/466387-230 | Honeydew |
| ZM231/466387-231 | Wild * |
| ZM232/466387-232 | Vine |
| ZM233/466387-233 | Seed |
| ZM234/466387-234 | Kale * |

* Colors available on 20-day lead time.

** Colors available on 10-day lead time.

Price category 3 continued on next page

- Maharam textiles are on assigned lead times ^A unless otherwise noted.
- Fabric numbers are listed as Herman Miller fabric number/Maharam fabric number.

Maharam® Colors — Seating

continued

Price Category 3

continued

Price Category 4

Price Category 5

| Meld continued | |
|------------------|-------------|
| ZM235/466387-235 | Waterfall * |
| ZM236/466387-236 | Nordic * |
| ZM237/466387-237 | Reef * |
| ZM238/466387-238 | Wave |
| ZM239/466387-239 | Isle ** |
| ZM240/466387-240 | Creek |
| ZM241/466387-241 | Mariner * |
| ZM242/466387-242 | Globe |
| ZM243/466387-243 | Spa |

* Colors available on
20-day lead time.

** Colors available on
10-day lead time.

| Lariat – Maharam | |
|------------------|-----|
| 54" wide | |
| 100% vinyl | |
| ZLR01/440401-001 | 001 |
| ZLR02/440401-002 | 002 |
| ZLR03/440401-003 | 003 |
| ZLR04/440401-004 | 004 |
| ZLR06/440401-006 | 006 |
| ZLR07/440401-007 | 007 |
| ZLR08/440401-008 | 008 |
| ZLR10/440401-010 | 010 |
| ZLR11/440401-011 | 011 |
| ZLR12/440401-012 | 012 |
| ZLR13/440401-013 | 013 |
| ZLR14/440401-014 | 014 |
| ZLR15/440401-015 | 015 |
| ZLR16/440401-016 | 016 |
| ZLR18/440401-018 | 018 |
| ZLR20/440401-020 | 020 |
| ZLR21/440401-021 | 021 |
| ZLR23/440401-023 | 023 |
| ZLR24/440401-024 | 024 |
| ZLR25/440401-025 | 025 |
| ZLR26/440401-026 | 026 |
| ZLR27/440401-027 | 027 |

| Lariat continued | |
|------------------|-----------|
| ZLR28/440401-028 | 028 |
| ZLR29/440401-029 | 029 |
| ZLR30/440401-030 | 030 |
| ZLR31/440401-031 | 031 |
| ZLR32/440401-032 | 032 |
| ZLR33/440401-033 | 033 |
| ZLR34/440401-034 | 034 |
| ZLR35/440401-035 | 035 |
| ZLR36/440401-036 | 036 |
| ZLR37/440401-037 | 037 |
| ZLR38/440401-038 | 038 |
| ZLR39/440401-039 | Granite |
| ZLR40/440401-040 | Linen |
| ZLR41/440401-041 | Stella |
| ZLR42/440401-042 | Saddle |
| ZLR43/440401-043 | Holly |
| ZLR44/440401-044 | Maroon |
| ZLR45/440401-045 | Siren |
| ZLR46/440401-046 | Reseda |
| ZLR47/440401-047 | Purslane |
| ZLR48/440401-048 | Spire |
| ZLR49/440401-049 | Papyrus |
| ZLR50/440401-050 | Chickadee |
| ZLR51/440401-051 | Requiem |

| Method - Maharam | |
|--|------------|
| 54" wide | |
| 100% recycled polyester with 9% ocean-bound plastic | |
| 40G01/466579-001 | Inspire |
| 40G02/466579-002 | Rhea |
| 40G03/466579-003 | Noise |
| 40G04/466579-004 | Speedway |
| 40G05/466579-005 | Villanelle |
| 40G06/466579-006 | Maestro |
| 40G07/466579-007 | Destiny |
| 40G08/466579-008 | Possess |
| 40G09/466579-009 | Waterside |
| 40G10/466579-010 | Relax |
| 40G11/466579-011 | Delightful |
| 40G12/466579-012 | Parrotlet |
| 40G13/466579-013 | Verdurous |
| 40G14/466579-014 | Bosky |
| 40G15/466579-015 | Acreage |
| 40G16/466579-016 | Allude |
| 40G17/466579-017 | Tweed |
| 40G18/466579-018 | Korma |
| 40G19/466579-019 | Fossilize |
| 40G20/466579-020 | Cattail |
| 40G21/466579-021 | Shortcake |
| 40G22/466579-022 | Racecar |
| 40G23/466579-023 | Courtship |
| 40G24/466579-024 | Jam |
| 40G25/466579-025 | Sparrow |

Price category 5 continued on
next page

- Maharam textiles are on assigned lead times A unless otherwise noted.
- Fabric numbers are listed as Herman Miller fabric number/Maharam fabric number.

Maharam® Colors — Seating

continued

Price Category 5

continued

| Nico - Maharam |
|-----------------------------|
| 54" wide |
| 63% wool |
| 21% polyester |
| 16% solution-dyed nylon |
| ZNC01/466564-001 Alcazar |
| ZNC02/466564-002 Ironclad |
| ZNC03/466564-003 Tune |
| ZNC04/466564-004 Bridegroom |
| ZNC05/466564-005 Diode |
| ZNC06/466564-006 Jest |
| ZNC07/466564-007 Sanctuary |
| ZNC08/466564-008 Aquarius |
| ZNC09/466564-009 Houseboat |
| ZNC10/466564-010 Olympian |
| ZNC11/466564-011 Tennis |
| ZNC12/466564-012 Dressage |
| ZNC13/466564-013 Zing |
| ZNC14/466564-014 Bitterroot |
| ZNC15/466564-015 Gemini |
| ZNC16/466564-016 Posh |
| ZNC17/466564-017 Sizzle |
| ZNC18/466564-018 Cheerful |
| ZNC19/466564-019 Watermelon |
| ZNC20/466564-020 Toucan |
| ZNC21/466564-021 Rosin |
| ZNC22/466564-022 Jousting |
| ZNC23/466564-023 Jojoba |
| ZNC24/466564-024 Dromedary |
| ZNC25/466564-025 Toasty |
| ZNC26/466564-026 Casaba |
| ZNC27/466564-027 Greenhouse |
| ZNC28/466564-028 Sibyl |
| ZNC29/466564-029 Spearmint |
| ZNC30/466564-030 Pothos |
| ZNC31/466564-031 Calathea |
| ZNC32/466564-032 Landscape |
| ZNC33/466564-033 Espalier |
| ZNC34/466564-034 Gecko |
| ZNC35/466564-035 Meditation |

Price Category 6

No fabrics available at this time.

Price Category 7

| Beck - Maharam |
|------------------------------|
| 55" wide |
| 78% wool |
| 22% nylon |
| ZB301/466571-001 Overshadow |
| ZB302/466571-002 Molecule |
| ZB303/466571-003 Zeitgeist |
| ZB304/466571-004 Blacksmith |
| ZB305/466571-005 Cornerstone |
| ZB306/466571-006 Chainmail |
| ZB307/466571-007 Buckram |
| ZB308/466571-008 Callisto |
| ZB309/466571-009 Interlude |
| ZB310/466571-010 Letterpress |
| ZB311/466571-011 Memoir |
| ZB312/466571-012 Litmus |
| ZB313/466571-013 Stoic |
| ZB314/466571-014 Inkpad |
| ZB315/466571-015 Praxis |
| ZB316/466571-016 Astute |
| ZB317/466571-017 Percolate |
| ZB318/466571-018 Halocline |
| ZB319/466571-019 Semblance |
| ZB320/466571-020 Loch |
| ZB321/466571-021 Lido |
| ZB322/466571-022 Underwater |
| ZB323/466571-023 Tetrapod |
| ZB324/466571-024 Nymph |
| ZB325/466571-025 Appalachian |
| ZB326/466571-026 Menthol |
| ZB327/466571-027 Woodruff |
| ZB328/466571-028 Malachite |
| ZB329/466571-029 Botanist |
| ZB330/466571-030 Woodlet |
| ZB331/466571-031 Katydid |
| ZB332/466571-032 Exuberant |
| ZB333/466571-033 Retrospect |

| Beck continued |
|-------------------------------|
| ZB334/466571-034 Lambic |
| ZB335/466571-035 Argil |
| ZB336/466571-036 Brushstroke |
| ZB337/466571-037 Candescent |
| ZB338/466571-038 Reedbuck |
| ZB339/466571-039 Clayware |
| ZB340/466571-040 Curio |
| ZB341/466571-041 Whimsy |
| ZB342/466571-042 Effervescent |
| ZB343/466571-043 Lingonberry |
| ZB344/466571-044 Resplendent |
| ZB345/466571-045 Hollyhock |
| ZB346/466571-046 Filigree |
| ZB347/466571-047 Plutonic |
| ZB348/466571-048 Foundry |
| ZB349/466571-049 Patisserie |

| Cumulus - Maharam |
|----------------------------------|
| 54" wide |
| 100% biodegradable |
| post-consumer recycled polyester |
| 6VQ01/466609-001 Lenticular |
| 6VQ02/466609-002 Provoke |
| 6VQ03/466609-003 Matrix |
| 6VQ04/466609-004 Saturate |
| 6VQ05/466609-005 Anabranth |
| 6VQ06/466609-006 Outward |
| 6VQ07/466609-007 Backwoods |
| 6VQ08/466609-008 Dreamer |
| 6VQ09/466609-009 Incandescent |
| 6VQ10/466609-010 Minute |
| 6VQ11/466609-011 Bungalow |
| 6VQ12/466609-012 Temperature |
| 6VQ13/466609-013 Stiletto |
| 6VQ14/466609-014 Precise |
| 6VQ15/466609-015 Floccus |

- Maharam textiles are on assigned lead times ^A unless otherwise noted.
- Fabric numbers are listed as Herman Miller fabric number/Maharam fabric number.

Maharam® Colors — Seating

continued

Price Category 8

Price Category 9

| Luce - Maharam |
|---------------------------------|
| 59" wide |
| 75% post-consumer recycled wool |
| 20% polyester |
| 5% nylon |
| ZLU01/466566-001 Brioche |
| ZLU02/466566-002 Blanched |
| ZLU03/466566-003 Relic |
| ZLU04/466566-004 Sinter |
| ZLU05/466566-005 Scoria |
| ZLU06/466566-006 Austere |
| ZLU07/466566-007 Pigment |
| ZLU08/466566-008 Alkali |
| ZLU09/466566-009 Tidal |
| ZLU10/466566-010 Imbue |
| ZLU11/466566-011 Reservoir |
| ZLU12/466566-012 Brine |
| ZLU13/466566-013 Undertone |
| ZLU14/466566-014 Prelude |
| ZLU15/466566-015 Submerge |
| ZLU16/466566-016 Cypress |
| ZLU17/466566-017 Awash |
| ZLU18/466566-018 Adriatic |
| ZLU19/466566-019 Province |
| ZLU20/466566-020 Virescent |
| ZLU21/466566-021 Nettle |
| ZLU22/466566-022 Agrarian |
| ZLU23/466566-023 Serpentine |
| ZLU24/466566-024 Laurel |
| ZLU25/466566-025 Clarion |
| ZLU26/466566-026 Gooseberry |
| ZLU27/466566-027 Swelter |
| ZLU28/466566-028 Etruscan |
| ZLU29/466566-029 Coulis |
| ZLU30/466566-030 Rubescent |
| ZLU31/466566-031 Akoya |
| ZLU32/466566-032 Radiant |
| ZLU33/466566-033 Regent |
| ZLU34/466566-034 Spectral |
| ZLU35/466566-035 Thistle |

| Campana – Maharam |
|-------------------------------|
| 59" wide |
| 85% wool |
| 15% nylon |
| ZC001/466571-001 Viverine |
| ZC002/466571-002 Lithograph |
| ZC003/466571-003 Moonscape |
| ZC004/466571-004 Brevity |
| ZC005/466571-005 Linear |
| ZC006/466571-006 Hinterland |
| ZC007/466571-007 Mural |
| ZC008/466571-008 Sloe |
| ZC009/466571-009 Interstellar |
| ZC010/466571-010 Mythology |
| ZC011/466571-011 Scintillate |
| ZC012/466571-012 Succession |
| ZC013/466571-013 Visceral |
| ZC014/466571-014 Hemisphere |
| ZC015/466571-015 Troposphere |
| ZC016/466571-016 Skye |
| ZC017/466571-017 Seaward |
| ZC018/466571-018 Nemorous |
| ZC019/466571-019 Allegory |
| ZC020/466571-020 Olivine |
| ZC021/466571-021 Reptilian |
| ZC022/466571-022 Basil |
| ZC023/466571-023 Fanleaf |
| ZC024/466571-024 Beachgrass |
| ZC025/466571-025 Hayfield |
| ZC026/466571-026 Freesia |
| ZC027/466571-027 Rhodium |
| ZC028/466571-028 Undercoat |
| ZC029/466571-029 Airbrush |
| ZC030/466571-030 Shellfish |
| ZC031/466571-031 Mojave |
| ZC032/466571-032 Renaissance |
| ZC033/466571-033 Decoupage |
| ZC034/466571-034 Outback |
| ZC035/466571-035 Millipede |

| Gemma – Maharam |
|------------------------------|
| 55" wide |
| 85% wool |
| 15% nylon |
| ZGE01/466568-001 Crinoline |
| ZGE02/466568-002 Angelic |
| ZGE03/466568-003 Savory |
| ZGE04/466568-004 Honeycomb |
| ZGE05/466568-005 Gilded |
| ZGE06/466568-006 Paddleboat |
| ZGE07/466568-007 Stagecoach |
| ZGE08/466568-008 Waterbuck |
| ZGE09/466568-009 Earnest |
| ZGE10/466568-010 Auric |
| ZGE11/466568-011 Carmine |
| ZGE12/466568-012 Serape |
| ZGE13/466568-013 Ferric |
| ZGE14/466568-014 Canyon |
| ZGE15/466568-015 Alembic |
| ZGE16/466568-016 Patio |
| ZGE17/466568-017 Sorrel |
| ZGE18/466568-018 Root |
| ZGE19/466568-019 Mansion |
| ZGE20/466568-020 Buff |
| ZGE21/466568-021 Starch |
| ZGE22/466568-022 Dawn |
| ZGE23/466568-023 Countryside |
| ZGE24/466568-024 Dewy |
| ZGE25/466568-025 Reliquary |
| ZGE26/466568-026 Deluge |
| ZGE27/466568-027 Overlay |
| ZGE28/466568-028 Electron |
| ZGE29/466568-029 Sheath |
| ZGE30/466568-030 Quietude |
| ZGE31/466568-031 Jargon |
| ZGE32/466568-032 Powder |
| ZGE33/466568-033 Tide |
| ZGE34/466568-034 Outwash |
| ZGE35/466568-035 Enamored |
| ZGE36/466568-036 Smitten |
| ZGE37/466568-037 Revere |
| ZGE38/466568-038 Mangosteen |
| ZGE39/466568-039 Allium |
| ZGE40/466568-040 Immense |
| ZGE41/466568-041 Chamber |

| Gemma continued |
|----------------------------|
| ZGE42/466568-042 Cosmos |
| ZGE43/466568-043 Inklings |
| ZGE44/466568-044 Rainwater |
| ZGE45/466568-045 Shade |
| ZGE46/466568-046 Pendant |
| ZGE47/466568-047 Axial |
| ZGE48/466568-048 Fervent |
| ZGE49/466568-049 Legacy |
| ZGE50/466568-050 Caliber |
| ZGE51/466568-051 Temple |
| ZGE52/466568-052 Evenfall |

| Jasper - Maharam |
|-------------------------------|
| 53" wide |
| 55% wool |
| 27% solution-dyed nylon |
| 18% cotton |
| ZJA01/466563-001 Thrill |
| ZJA02/466563-002 Anise |
| ZJA03/466563-003 Grapefruit |
| ZJA04/466563-004 Lifeguard |
| ZJA05/466563-005 Heartfelt |
| ZJA06/466563-006 Corsage |
| ZJA07/466563-007 Earthenware |
| ZJA08/466563-008 Bear |
| ZJA09/466563-009 Firelight |
| ZJA10/466563-010 Dreamcatcher |
| ZJA11/466563-011 Bobcat |
| ZJA12/466563-012 Glacial |
| ZJA13/466563-013 Vaporize |
| ZJA14/466563-014 Trapdoor |
| ZJA15/466563-015 Halcyon |
| ZJA16/466563-016 Observatory |
| ZJA17/466563-017 Steamboat |
| ZJA18/466563-018 Aquathlon |
| ZJA19/466563-019 Cloudless |
| ZJA20/466563-020 Briny |
| ZJA21/466563-021 Magical |
| ZJA22/466563-022 Picnic |
| ZJA23/466563-023 Herbage |
| ZJA24/466563-024 Pasture |
| ZJA25/466563-025 Courtyard |
| ZJA26/466563-026 Leapfrog |

- Maharam textiles are on assigned lead times [A](#) unless otherwise noted.
- Fabric numbers are listed as Herman Miller fabric number/Maharam fabric number.

Maharam® Colors — Seating

continued

Price Category 10

| Firma – Maharam | Firma continued | Gemma Multi continued | Gemma Multi Reverse – Maharam |
|-----------------------------|------------------------------|-------------------------------|-------------------------------|
| 55" wide | 3KH41/466582-041 Elemental | ZGF20/466569-020 Memoir | 55" wide |
| 78% wool | 3KH42/466582-042 Cuff | ZGF21/466569-021 Roulette | 85% wool |
| 22% nylon | 3KH43/466582-043 Emu | ZGF22/466569-022 Voltaic | 15% nylon |
| 3KH01/466582-001 Wrath | 3KH44/466582-044 Tempeh | ZGF23/466569-023 Compote | ZGF58/466569-101 Andromeda |
| 3KH02/466582-002 Pantomime | 3KH45/466582-045 Tephra | ZGF24/466569-024 Lambent | Reverse |
| 3KH03/466582-003 Shaded | 3KH46/466582-046 Shellac | ZGF25/466569-025 Twister | ZGF59/466569-102 Dappled |
| 3KH04/466582-004 Prologue | 3KH47/466582-047 Emporium | ZGF26/466569-026 Chronicle | Reverse |
| 3KH05/466582-005 Framework | 3KH48/466582-048 Keratin | ZGF27/466569-027 Sidereal | ZGF60/466569-103 Lyra |
| 3KH06/466582-006 Railroad | 3KH49/466582-049 Camwood | ZGF28/466569-028 Tanzanite | Reverse |
| 3KH07/466582-007 Grommet | 3KH50/466582-050 Gloam | ZGF29/466569-029 Crystalize | ZGF61/466569-104 Flaunt |
| 3KH08/466582-008 Lunisolar | 3KH51/466582-051 Novela | ZGF30/466569-030 Chromium | Reverse |
| 3KH09/466582-009 Snowpack | 3KH52/466582-052 Fruitpunch | ZGF31/466569-031 Pallium | ZGF62/466569-105 Celluloid |
| 3KH10/466582-010 Coldsnap | 3KH53/466582-053 Decant | ZGF32/466569-032 Spectre | Reverse |
| 3KH11/466582-011 Sealift | 3KH54/466582-054 Milkshake | ZGF33/466569-033 Courgette | ZGF63/466569-106 Hydrozoa |
| 3KH12/466582-012 Brood | 3KH55/466582-055 Metaphysic | ZGF34/466569-034 Viper | Reverse |
| 3KH13/466582-013 Intertidal | 3KH56/466582-056 Carafe | ZGF35/466569-035 Sunlit | ZGF64/466569-107 Firefly |
| 3KH14/466582-014 Confide | 3KH57/466582-057 Voyager | ZGF36/466569-036 Heavenly | Reverse |
| 3KH15/466582-015 Secluded | 3KH58/466582-058 Tenebrous | ZGF37/466569-037 Vernal | ZGF65/466569-108 Pisces |
| 3KH16/466582-016 Leisure | 3KH59/466582-059 Subtext | ZGF38/466569-038 Cress | Reverse |
| 3KH17/466582-017 Portfolio | 3KH60/466582-060 Silent | ZGF39/466569-039 Limn | ZGF66/466569-109 Strath |
| 3KH18/466582-018 Strato | | ZGF40/466569-040 Horseradish | Reverse |
| 3KH19/466582-019 Fogbow | Gemma Multi – Maharam | ZGF41/466569-041 Shandy | ZGF67/466569-110 Erosion |
| 3KH20/466582-020 Snowcone | 55" wide | ZGF42/466569-042 Granary | Reverse |
| 3KH21/466582-021 Kazoo | 85% wool | ZGF43/466569-043 Percolate | ZGF68/466569-111 Cabaret |
| 3KH22/466582-022 Esteem | 15% nylon | ZGF44/466569-044 Motor | Reverse |
| 3KH23/466582-023 Mackerel | ZGF01/466569-001 Andromeda | ZGF45/466569-045 Unicorn | ZGF69/466569-112 Candytuft |
| 3KH24/466582-024 Brooch | ZGF02/466569-002 Dappled | ZGF46/466569-046 Lobster | Reverse |
| 3KH25/466582-025 Caesious | ZGF03/466569-003 Lyra | ZGF47/466569-047 Rhododendron | ZGF70/466569-113 Juice |
| 3KH26/466582-026 Islet | ZGF04/466569-004 Flaunt | ZGF48/466569-048 Taffy | Reverse |
| 3KH27/466582-027 Biosphere | ZGF05/466569-005 Celluloid | ZGF49/466569-049 Rishi | ZGF71/466569-114 Fairground |
| 3KH28/466582-028 Hilltop | ZGF06/466569-006 Hydrozoa | ZGF50/466569-050 Backcountry | Reverse |
| 3KH29/466582-029 Arboreal | ZGF07/466569-007 Firefly | ZGF51/466569-051 Buckthorn | ZGF72/466569-115 Copperplate |
| 3KH30/466582-030 Lineage | ZGF08/466569-008 Pisces | ZGF52/466569-052 Coniferous | Reverse |
| 3KH31/466582-031 Comfrey | ZGF09/466569-009 Strath | ZGF53/466569-053 Delphic | ZGF73/466569-116 Sunbird |
| 3KH32/466582-032 Circe | ZGF10/466569-010 Erosion | ZGF54/466569-054 Hieroglyph | Reverse |
| 3KH33/466582-033 Ecosystem | ZGF11/466569-011 Cabaret | ZGF55/466569-055 Eiderdown | ZGF74/466569-117 Cinematic |
| 3KH34/466582-034 Knack | ZGF12/466569-012 Candytuft | ZGF56/466569-056 Sandbar | Reverse |
| 3KH35/466582-035 Watt | ZGF13/466569-013 Juice | ZGF57/466569-057 Tanager | ZGF75/466569-118 Clairvoyant |
| 3KH36/466582-036 Epiphany | ZGF14/466569-014 Fairground | | Reverse |
| 3KH37/466582-037 Gamma | ZGF15/466569-015 Copperplate | | ZGF76/466569-119 Crocus |
| 3KH38/466582-038 Taxicab | ZGF16/466569-016 Sunbird | | Reverse |
| 3KH39/466582-039 Varietal | ZGF17/466569-017 Cinematic | | |
| 3KH40/466582-040 Tale | ZGF18/466569-018 Clairvoyant | | |
| | ZGF19/466569-019 Crocus | | |

Price category 10 continued on next page

- Maharam textiles are on assigned lead times ^A unless otherwise noted.
- Fabric numbers are listed as Herman Miller fabric number/Maharam fabric number.

Maharam® Colors — Seating

continued

Price Category 10

continued

Price Category A

Gemma Multi Reverse continued

| | |
|------------------|------------|
| ZGF77/466569-120 | Memoir |
| | Reverse |
| ZGF78/466569-121 | Roulette |
| | Reverse |
| ZGF79/466569-122 | Voltaic |
| | Reverse |
| ZGF80/466569-123 | Compote |
| | Reverse |
| ZGF81/466569-124 | Lambent |
| | Reverse |
| ZGF82/466569-125 | Twister |
| | Reverse |
| ZGF83/466569-126 | Chronicle |
| | Reverse |
| ZGF84/466569-127 | Sidereal |
| | Reverse |
| ZGF85/466569-128 | Tanzanite |
| | Reverse |
| ZGF86/466569-129 | Crystalize |
| | Reverse |
| ZGF87/466569-130 | Chromium |
| | Reverse |
| ZGF88/466569-131 | Pallium |
| | Reverse |
| ZGF89/466569-132 | Spectre |
| | Reverse |
| ZGF90/466569-133 | Courgette |
| | Reverse |
| ZGF91/466569-134 | Viper |
| | Reverse |
| ZGF92/466569-135 | Sunlit |
| | Reverse |
| ZGF93/466569-136 | Heavenly |
| | Reverse |
| ZGF94/466569-137 | Vernal |
| | Reverse |
| ZGF95/466569-138 | Cress |
| | Reverse |
| ZGF96/466569-139 | Limn |
| | Reverse |

Gemma Multi Reverse continued

| | |
|------------------|--------------|
| ZGF97/466569-140 | Horseradish |
| | Reverse |
| ZGF98/466569-141 | Shandy |
| | Reverse |
| ZGF99/466569-142 | Granary |
| | Reverse |
| ZGFA0/466569-143 | Percolate |
| | Reverse |
| ZGFA1/466569-144 | Motor |
| | Reverse |
| ZGFA2/466569-145 | Unicorn |
| | Reverse |
| ZGFA3/466569-146 | Lobster |
| | Reverse |
| ZGFA4/466569-147 | Rhododendron |
| | Reverse |
| ZGFA5/466569-148 | Taffy |
| | Reverse |
| ZGFA6/466569-149 | Rishi |
| | Reverse |
| ZGFA7/466569-150 | Backcountry |
| | Reverse |
| ZGFA8/466569-151 | Buckthorn |
| | Reverse |
| ZGFA9/466569-152 | Coniferous |
| | Reverse |
| ZGFB0/466569-153 | Delphic |
| | Reverse |
| ZGFB1/466569-154 | Hieroglyph |
| | Reverse |
| ZGFB2/466569-155 | Eiderdown |
| | Reverse |
| ZGFB3/466569-157 | Tanager |
| | Reverse |

Petra - Maharam

| |
|------------------------------|
| 55" wide |
| 70% wool |
| 19% linen |
| 11% nylon |
| ZP401/466580-001 Hieroglyph |
| ZP402/466580-002 Interior |
| ZP403/466580-003 Samovar |
| ZP404/466580-004 Calcite |
| ZP405/466580-005 Silversmith |
| ZP406/466580-006 Rivet |
| ZP407/466580-007 Carpolite |
| ZP408/466580-008 Bonbon |
| ZP409/466580-009 Dreamy |
| ZP410/466580-010 Bejewel |
| ZP411/466580-011 Sashimi |
| ZP412/466580-012 Spirula |
| ZP413/466580-013 Chalet |
| ZP414/466580-014 Reindeer |
| ZP415/466580-015 Nostalgia |
| ZP416/466580-016 Trove |
| ZP417/466580-017 Narcissus |
| ZP418/466580-018 Yurt |
| ZP419/466580-019 Congee |
| ZP420/466580-020 Genepy |
| ZP421/466580-021 Herbaceous |
| ZP422/466580-022 Paddock |
| ZP423/466580-023 Precious |
| ZP424/466580-024 Biome |
| ZP425/466580-025 Tinted |
| ZP426/466580-026 Pelagic |
| ZP427/466580-027 Bluebill |
| ZP428/466580-028 Chicory |
| ZP429/466580-029 Eaglet |
| ZP430/466580-030 Permafrost |
| ZP431/466580-031 Atlantic |
| ZP432/466580-032 Airstream |
| ZP433/466580-033 Debonair |

No fabrics available at this time.

- Maharam textiles are on assigned lead times A unless otherwise noted.
- Fabric numbers are listed as Herman Miller fabric number/Maharam fabric number.

Maharam® Colors — Seating

continued

Price Category B

Medium – Maharam

| |
|----------------------------|
| 54" wide |
| 100% polyester |
| VM01/463490-001 Raven |
| VM02/463490-002 Smoke |
| VM03/463490-003 Alloy |
| VM04/463490-004 Flax |
| VM07/463490-007 Espresso |
| VM08/463490-008 Pecan |
| VM14/463490-014 Laser |
| VM16/463490-016 Port |
| VM22/463490-022 Marina |
| VM29/463490-029 Pistachio |
| VM32/463490-032 Prospect |
| VM36/463490-036 Delight |
| VM39/463490-039 Nautical |
| VM40/463490-040 Pool |
| VM44/463490-044 Washed |
| VM45/463490-045 Sculpture |
| VM46/463490-046 Thatched |
| VM47/463490-047 Hike |
| VM48/463490-048 Tangle |
| VM49/463490-049 Pacific |
| VM50/463490-050 Cosmic |
| VM51/463490-051 Cascade |
| VM52/463490-052 Blackberry |
| VM53/463490-053 Nasturtium |

Messenger – Maharam

| |
|-------------------------|
| 54" wide |
| 78% recycled polyester |
| 15% polyester, 7% nylon |
| TI07/458640-007 Shadow |
| TI08/458640-008 Bayou * |
| TI24/458640-024 Poppy |
| TI25/458640-025 Mao |
| TI29/458640-029 Onyx * |
| TI31/458640-031 Cloud * |
| TI38/458640-038 Depth * |
| TI40/458640-040 Nile * |

Messenger continued

| |
|-----------------------------|
| TI41/458640-041 Azure * |
| TI45/458640-045 Cactus * |
| TI46/458640-046 Ice * |
| TI48/458640-048 Neon |
| TI50/458640-050 Hydrangea |
| TI53/458640-053 Tangelo |
| TI54/458640-054 Lumine * |
| TI58/458640-058 Snow ** |
| TI60/458640-060 Peridot |
| TI61/458640-061 Capri * |
| TI62/458640-062 Ultramarine |
| TI63/458640-063 Squall |
| TI66/458640-066 Cassis |
| TI67/458640-067 Aster |
| TI69/458640-069 Cherry |
| TI70/458640-070 Vibrant |
| TI71/458640-071 Satsuma * |
| TI72/458640-072 Maize |
| TI76/458640-076 Fossil |
| TI77/458640-077 Ash |
| TI78/458640-078 Tusk |
| TI79/458640-079 Oyster |
| TI81/458640-081 Husk |
| TI84/458640-084 Robust |
| TI85/458640-085 Beyond |
| TI86/458640-086 Voyage * |
| TI87/458640-087 Everglade |
| TI89/458640-089 Blanch ** |
| TI90/458640-090 Longspur |
| TI91/458640-091 Vireo |
| TI92/458640-092 Dipper |
| TI93/458640-093 Gale |
| TI94/458640-094 Hunter |
| TI95/458640-095 Lime |
| TI96/458640-096 Apple |
| TI97/458640-097 Krill |
| TI98/458640-098 Catalyst |

* Colors available on 20-day lead time.

** Colors not available on Valor Seating.

Price Category C

Manner - Maharam

| |
|-------------------------------|
| 54" wide |
| 100% recycled polyester |
| Z2701/466177-001 Magic |
| Z2702/466177-002 Carob |
| Z2703/466177-003 Porpoise |
| Z2704/466177-004 Flint |
| Z2705/466177-005 Hush |
| Z2706/466177-006 Nuance |
| Z2711/466177-011 Ember |
| Z2712/466177-012 Wagon |
| Z2713/466177-013 Ablaze |
| Z2714/466177-014 Peel |
| Z2716/466177-016 Butterscotch |
| Z2717/466177-017 Harvest |
| Z2720/466177-020 Parakeet |
| Z2722/466177-022 Aquatic |
| Z2723/466177-023 Cottage |
| Z2724/466177-024 Dahlia |
| Z2725/466177-025 Vivid |
| Z2726/466177-026 Basin |
| Z2727/466177-027 Schooner |
| Z2728/466177-028 Slope |
| Z2729/466177-029 Silverpoint |
| Z2730/466177-030 Lattice |
| Z2731/466177-031 Smoky |
| Z2732/466177-032 Magnetic |
| Z2733/466177-033 Woad |
| Z2734/466177-034 Resolute |
| Z2735/466177-035 Cruise |
| Z2736/466177-036 Atmospheric |
| Z2737/466177-037 Cloudburst |
| Z2738/466177-038 Tidewater |
| Z2739/466177-039 Firth |
| Z2740/466177-040 Oceanside |
| Z2741/466177-041 Grandeur |
| Z2742/466177-042 Comfort |
| Z2743/466177-043 Dill |
| Z2744/466177-044 Poplar |
| Z2745/466177-045 Citronella |
| Z2746/466177-046 Passerine |

Manner continued

| |
|----------------------------|
| Z2747/466177-047 Southwest |
| Z2748/466177-048 Roseate |
| Z2749/466177-049 Charisma |
| Z2750/466177-050 Siltstone |
| Z2751/466177-051 Kimono |
| Z2752/466177-052 Valiant |
| Z2753/466177-053 Baroness |

Merit - Maharam

| |
|--|
| 54" wide |
| 76% post-industrial recycled polyester |
| 24% polyester |
| PFOA-Free stain resistant |
| 88Z01/466444-001 Trickle |
| 88Z02/466444-002 Beluga |
| 88Z03/466444-003 Gunmetal |
| 88Z04/466444-004 Blackout |
| 88Z05/466444-005 Superior |
| 88Z06/466444-006 Ocean |
| 88Z07/466444-007 Highborn |
| 88Z08/466444-008 Immersed |
| 88Z09/466444-009 Rainfall |
| 88Z10/466444-010 Blizzard |
| 88Z11/466444-011 Poolside |
| 88Z12/466444-012 Steel |
| 88Z13/466444-013 Zircon |
| 88Z14/466444-014 Ripple |
| 88Z15/466444-015 Aegean |
| 88Z16/466444-016 Armada |
| 88Z17/466444-017 Hedera |
| 88Z18/466444-018 Rainforest |
| 88Z19/466444-019 Gator |
| 88Z20/466444-020 Vineyard |
| 88Z21/466444-021 Pine |
| 88Z22/466444-022 Kiwi |
| 88Z23/466444-023 Kookaburra |
| 88Z24/466444-024 Bellini |
| 88Z25/466444-025 Sunflower |
| 88Z26/466444-026 Sandstorm |

Price category C continued on next page

- Maharam textiles are on assigned lead times [A](#) unless otherwise noted.
- Fabric numbers are listed as Herman Miller fabric number/Maharam fabric number.

Maharam® Colors — Seating

continued

Price Category C

continued

Merit continued

| | |
|------------------|-----------|
| 88Z27/466444-027 | Mudder |
| 88Z28/466444-028 | Lynx |
| 88Z29/466444-029 | Farro |
| 88Z30/466444-030 | Manila |
| 88Z31/466444-031 | Starfish |
| 88Z32/466444-032 | Brass |
| 88Z33/466444-033 | Arrow |
| 88Z34/466444-034 | Gelato |
| 88Z35/466444-035 | Nectarine |
| 88Z36/466444-036 | Macaron |
| 88Z37/466444-037 | Alert |
| 88Z38/466444-038 | Goji |
| 88Z39/466444-039 | Cabernet |
| 88Z40/466444-040 | Eggplant |
| 88Z41/466444-041 | Hawk |
| 88Z42/466444-042 | Stag |
| 88Z43/466444-043 | Overcast |

Metric – Maharam

54" wide

51% recycled polyester

49% polyester

| | |
|-----------------|-----------|
| Z302/466014-002 | Fog |
| Z303/466014-003 | Fleece |
| Z312/466014-012 | Cardinal |
| Z313/466014-013 | Lava |
| Z318/466014-018 | Pollen |
| Z320/466014-020 | Alligator |
| Z323/466014-023 | Tar |
| Z324/466014-024 | Anchor |
| Z326/466014-026 | Admiral |
| Z327/466014-027 | Seaport |
| Z328/466014-028 | Scuba |
| Z329/466014-029 | Skate |
| Z330/466014-030 | Hopscotch |
| Z331/466014-031 | Film |
| Z332/466014-032 | Whale |
| Z333/466014-033 | Downpour |
| Z334/466014-034 | Midday |
| Z335/466014-035 | Talisman |

Metric continued

| | |
|-----------------|----------|
| Z336/466014-036 | Hedgerow |
| Z337/466014-037 | Snorkel |
| Z338/466014-038 | Highway |
| Z339/466014-039 | Canary |
| Z340/466014-040 | Sunny |
| Z341/466014-041 | Aztec |
| Z342/466014-042 | Fruit |
| Z343/466014-043 | Galah |
| Z344/466014-044 | Kiln |
| Z345/466014-045 | Moth |

Milestone – Maharam

54" wide

78% post-industrial recycled polyester

15% polyester

7% nylon

| | |
|------------------|------------|
| ZML22/403901-022 | Pewter |
| ZML25/403901-025 | Charcoal |
| ZML26/403901-026 | Ebony |
| ZML47/403901-047 | Rush |
| ZML54/403901-054 | Linger |
| ZML55/403901-055 | Embrace |
| ZML57/403901-057 | Coffee |
| ZML58/403901-058 | Bison |
| ZML61/403901-061 | Tiger Lily |
| ZML71/403901-071 | Daffodil |
| ZML78/403901-078 | Spruce |
| ZML79/403901-079 | Fountain |

Murmur - Maharam

55" wide

100% polyester

PFOA-Free stain resistant

8EY01/466446-001 Gust

8EY02/466446-002 Harmonica

8EY03/466446-003 Canopy

8EY04/466446-004 Dim

8EY05/466446-005 Peppercorn

8EY06/466446-006 Cauldron

8EY07/466446-007 Conquer

8EY08/466446-008 Rapids

8EY09/466446-009 Seawater

8EY10/466446-010 Baby

8EY11/466446-011 Elderberry

8EY12/466446-012 Iceberg

8EY13/466446-013 Tallgrass

8EY14/466446-014 Underground

8EY15/466446-015 Biome

8EY16/466446-016 Cask

8EY17/466446-017 Argan

8EY18/466446-018 Sundown

8EY19/466446-019 Ignite

8EY20/466446-020 Sultry

8EY21/466446-021 Sangria

Price Category D

Bluff - Maharam

54" wide

100% polyurethane

Ink-resistant protective top coat

Polyester backing

8I801/466489-001 Loom

8I802/466489-002 Helm

8I803/466489-003 Cruller

8I804/466489-004 Folklore

8I805/466489-005 Beguile

8I806/466489-006 Sherpa

8I807/466489-007 Teleport

8I808/466489-008 Annex

8I809/466489-009 Lorimer

8I810/466489-010 Cinema

8I811/466489-011 Zip

8I812/466489-012 Coach

8I813/466489-013 Supernova

8I814/466489-014 Pirate

8I815/466489-015 Academy

8I816/466489-016 Disco

8I817/466489-017 Equator

8I818/466489-018 Brink

8I819/466489-019 Scene

8I820/466489-020 Petrichor

8I821/466489-021 Exotic

8I822/466489-022 Fauna

8I823/466489-023 Calabash

8I824/466489-024 Fuscous

8I825/466489-025 Wildling

8I826/466489-026 Blitz

8I827/466489-027 Allspice

8I828/466489-028 Lumos

8I829/466489-029 Pilot

8I830/466489-030 Jukebox

8I831/466489-031 Dugout

8I832/466489-032 Claret

8I833/466489-033 Flamenco

Mode – Maharam

| |
|--------------------------------------|
| 54" wide |
| 80% post-consumer recycled polyester |
| 20% polyester |
| PFOA-Free stain resistant finish |

- Maharam textiles are on assigned lead times ^A unless otherwise noted.
- Fabric numbers are listed as Herman Miller fabric number/Maharam fabric number.

Price category D continued on next page

Maharam® Colors — Seating

continued

Price Category D

continued

Mode continued

| | |
|------------------|------------|
| ZMD01/466337-001 | Stroll |
| ZMD02/466337-002 | Intaglio |
| ZMD03/466337-003 | Ominous |
| ZMD04/466337-004 | Machine |
| ZMD05/466337-005 | Talus |
| ZMD06/466337-006 | Marsh |
| ZMD07/466337-007 | Hollow |
| ZMD08/466337-008 | Sycamore |
| ZMD09/466337-009 | Clavicle |
| ZMD10/466337-010 | Billygoat |
| ZMD11/466337-011 | Spindle |
| ZMD12/466337-012 | Lemon |
| ZMD13/466337-013 | Oxeye |
| ZMD14/466337-014 | Henge |
| ZMD15/466337-015 | Goldenrod |
| ZMD16/466337-016 | Cottontail |
| ZMD17/466337-017 | Lioness |
| ZMD18/466337-018 | Oriole |
| ZMD19/466337-019 | Rust |
| ZMD20/466337-020 | Carotene |
| ZMD21/466337-021 | Blush |
| ZMD22/466337-022 | Vermilion |
| ZMD23/466337-023 | Alder |
| ZMD24/466337-024 | Kermes |
| ZMD25/466337-025 | Barberry |
| ZMD26/466337-026 | Petal |
| ZMD27/466337-027 | Valley |
| ZMD28/466337-028 | Odyssey |
| ZMD29/466337-029 | Ballpoint |
| ZMD30/466337-030 | Toile |
| ZMD31/466337-031 | Paradise |
| ZMD32/466337-032 | Angelfish |
| ZMD33/466337-033 | Denim |
| ZMD34/466337-034 | Crush |
| ZMD35/466337-035 | Jetty |
| ZMD36/466337-036 | Saltwater |
| ZMD37/466337-037 | Mallard |
| ZMD38/466337-038 | Celtic |
| ZMD39/466337-039 | Eucalyptus |
| ZMD40/466337-040 | Bonsai |
| ZMD41/466337-041 | Sassafras |
| ZMD42/466337-042 | Yucca |
| ZMD43/466337-043 | Lichen |

Price Category E

Article – Maharam

| | |
|------------------|------------|
| 54" wide | |
| 100% vinyl | |
| ZAT08/458600-008 | Marina |
| ZAT13/458600-013 | Flume |
| ZAT14/458600-014 | Storm |
| ZAT15/458600-015 | Toast |
| ZAT19/458600-019 | Fleece |
| ZAT22/458600-022 | Stone |
| ZAT26/458600-026 | Mercury |
| ZAT29/458600-029 | Bluegrass |
| ZAT31/458600-031 | Truffle |
| ZAT32/458600-032 | Gravel |
| ZAT33/458600-033 | Value |
| ZAT34/458600-034 | Tint |
| ZAT35/458600-035 | Snowflake |
| ZAT36/458600-036 | Chalice |
| ZAT37/458600-037 | Trail |
| ZAT38/458600-038 | Pyramid |
| ZAT39/458600-039 | Desert |
| ZAT40/458600-040 | Lei |
| ZAT41/458600-041 | Rouge |
| ZAT42/458600-042 | Karma |
| ZAT43/458600-043 | Opal |
| ZAT44/458600-044 | Periwinkle |
| ZAT45/458600-045 | Vampire |
| ZAT46/458600-046 | Surf |
| ZAT47/458600-047 | Plumage |

Dwell - Maharam

54" wide

68% post-industrial
recycled polyester

32% post-consumer
recycled polyester

PFOA-Free stain resistant

Latex backing

89602/466419-002 Summit

89603/466419-003 Freeze

89604/466419-004 Poolside

89605/466419-005 Teal

89606/466419-006 Mojito

89608/466419-008 Thunder

89609/466419-009 Foil

89611/466419-011 Firecracker

Pick - Maharam

| | |
|-----------------------------|-----|
| 58" wide | |
| 100% polyester | |
| with stain resistant finish | |
| ZP202/466224-002 | 002 |
| ZP204/466224-004 | 004 |
| ZP209/466224-009 | 009 |

Roster - Maharam

54" wide

68% post-consumer recycled polyester

32% polyester

PFOA-Free stain resistant

Acrylic backing

ZR201/466445-001 Jacana

ZR202/466445-002 Wythe

ZR203/466445-003 Grosgrain

ZR204/466445-004 Ceremony

ZR205/466445-005 Breton

ZR206/466445-006 Frigate

Technic - Maharam

56" wide

60% post-industrial recycled polyester

40% post-consumer recycled polyester

PFOA-Free stain resistant finish

Acrylic backing

ZT301/466226-001 Cumin

ZT302/466226-002 Evergreen

ZT303/466226-003 Cobalt

ZT305/466226-005 Squirrel

Price Category F

Apt – Maharam

| |
|-----------------------------------|
| 54" wide |
| 100% polyurethane/silicone |
| Ink-resistant protective top coat |
| Polyester backing |
| 82T12/466392-012 Iris |
| 82T13/466392-013 Nocturnal |
| 82T14/466392-014 Fluid |
| 82T15/466392-015 Eden |
| 82T16/466392-016 Galactic |
| 82T17/466392-017 Shoreline |
| 82T18/466392-018 Jade |
| 82T19/466392-019 Garden |
| 82T20/466392-020 Botanic |
| 82T21/466392-021 Chartreuse |
| 82T23/466392-023 Lyric |
| 82T24/466392-024 Turmeric |
| 82T25/466392-025 Bengal |
| 82T26/466392-026 Core |
| 82T27/466392-027 Mantle |
| 82T28/466392-028 Sorbet |
| 82T32/466392-032 Oak |
| 82T33/466392-033 Castle |
| 82T34/466392-034 Follow |
| 82T35/466392-035 Elixir |
| 82T36/466392-036 Charm |
| 82T37/466392-037 Descend |
| 82T38/466392-009 Sketch |
| 82T39/466392-010 Glacier |
| 82T40/466392-031 Fortress |
| 82T41/466392-030 Lotus |
| 82T42/466392-001 Coconut |
| 82T43/466392-011 Cobblestone |
| 82T44/466392-029 Bloom |
| 82T45/466392-022 Crepe |
| 82T46/466392-006 Hickory |
| 82T47/466392-007 Constellation |
| 82T48/466392-008 Labyrinth |
| 82T49/466392-002 Vibe |
| 82T50/466392-003 Stampede |
| 82T51/466392-004 Lumber |
| 82T52/466392-005 Gingerbread |

Price category F continued on next page

- Maharam textiles are on assigned lead times [A](#) unless otherwise noted.
- Fabric numbers are listed as Herman Miller fabric number/Maharam fabric number.

Maharam® Colors — Seating

continued

Price Category F

continued

| | | | |
|-----------------------------|-----------------------------------|-----------------------------|--|
| Brindle - Maharam | Instill – Maharam | Keen - Maharam | Loop - Maharam |
| 58” wide | 54” wide | 54” wide | 57” wide |
| 100% polyester | 100% polyurethane | 61% polyester | 48% post-industrial recycled polyester |
| PFOA-free stain resistant | Ink-resistant protective top coat | 39% polyolefin | 26% polyester |
| Acrylic backing | Polyester backing | PFOA-Free stain resistant | 26% post-consumer recycled polyester |
| 87101/466418-001 Calico | 74M01/466351-001 Page | Acrylic backing | PFOA-Free stain resistant |
| 87102/466418-002 Mauve | 74M02/466351-002 Limestone | 89N01/466433-001 Gaur | Acrylic Backing |
| 87103/466418-003 Torch | 74M03/466351-003 Bobwhite | 89N02/466433-002 Lock | ZLL01/466469-001 Opossum |
| 87104/466418-004 Burnt | 74M04/466351-004 Loafer | 89N03/466433-003 Elk | ZLL02/466469-002 Foundation |
| 87105/466418-005 Barn | 74M05/466351-005 Moor | 89N04/466433-004 Oatmeal | ZLL03/466469-003 Naval |
| 87106/466418-006 Pharaoh | 74M06/466351-006 Barley | 89N05/466433-005 Lakefront | ZLL04/466469-004 Buoyant |
| 87107/466418-007 Sandbur | 74M07/466351-007 Shaker | 89N06/466433-006 Argent | ZLL05/466469-005 Mockingbird |
| 87108/466418-008 Jungle | 74M08/466351-008 Doe | 89N07/466433-007 Coyote | ZLL06/466469-006 Dynasty |
| 87109/466418-009 Inland | 74M09/466351-009 Ride | 89N08/466433-008 Eventide | ZLL07/466469-007 Zori |
| 87110/466418-009 Seagrass | 74M10/466351-010 Squire | 89N09/466433-009 Canal | ZLL08/466469-008 Wildfire |
| 87111/466418-009 Watercolor | 74M11/466351-011 Tannin | 89N10/466433-010 Rosemary | ZLL09/466469-009 Floral |
| 87112/466418-009 Aquarium | 74M12/466351-012 Vitis | 89N11/466433-011 Herb | ZLL10/466469-010 Penguin |
| 87113/466418-009 Drill | 74M13/466351-013 Sonar | 89N12/466433-012 Ruby | |
| | 74M14/466351-014 Quail | 89N13/466433-013 Loganberry | |
| | 74M15/466351-015 Brittanic | | Multiply - Maharam |
| Conduit - Maharam | 74M16/466351-016 Narwhal | Ledger – Maharam | 58” wide |
| 58” wide | 74M17/466351-017 Synth | 54” wide | 57% post-consumer recycled polyester |
| 100% polyester | 74M18/466351-018 Stowaway | 100% polyurethane | 43% post-industrial recycled polyester |
| PFOA-free stain resistant | 74M19/466351-019 Koala | V9G1/463770-001 001 | PFOA-Free stain resistant |
| Acrylic backing | 74M20/466351-020 Dorsal | V9G2/463770-002 002 | Acrylic Backing |
| 87Z01/466428-001 Space | 74M21/466351-021 Stealth | V9G3/463770-003 003 | 82A01/466341-001 Winter |
| 87Z02/466428-002 Syrup | | V9G4/463770-004 004 | 82A02/466341-002 Encore |
| 87Z03/466428-003 Nimbus | | V9GG/463770-017 017 | 82A03/466341-003 Swing |
| 87Z04/466428-004 Greystone | | V9GQ/463770-025 025 | 82A04/466341-004 Contrast |
| 87Z05/466428-005 Fawn | | V9GS/463770-026 026 | 82A05/466341-005 Sterling |
| 87Z06/466428-006 Ghost | | V9GU/463770-028 028 | 82A06/466341-006 Daze |
| 87Z07/466428-007 Caribbean | | V9GV/463770-029 029 | 82A07/466341-007 Sway |
| 87Z08/466428-008 Canal | | V9GW/463770-030 030 | 82A08/466341-008 Sailor |
| 87Z09/466428-009 Bonfire | | V9GX/463770-031 031 | 82A09/466341-009 Mystique |
| | | V9GY/463770-032 032 | 82A10/466341-010 Deep |
| | | V9G18/463770-042 042 | 82A11/466341-011 Craft |
| | | V9G19/463770-043 043 | 82A12/466341-012 Town |
| | | V9G20/463770-044 044 | 82A13/466341-013 Limit |
| | | V9G21/463770-045 045 | 82A14/466341-014 Tamale |
| | | V9G22/463770-046 046 | |
| | | | <i>Price category F continued</i> |

Price category F continued
on next page

- Maharam textiles are on assigned lead times A unless otherwise noted.
- Fabric numbers are listed as Herman Miller fabric number/Maharam fabric number.

Maharam® Colors — Seating

continued

Price Category F

continued

| Pepper - Maharam |
|--|
| 58" wide |
| 49% polyester |
| 41% post-industrial recycled polyester |
| 10% post-consumer recycled polyester |
| PFOA-Free stain resistant |
| Acrylic Backing |
| 8LW01/466486-001 Dojo |
| 8LW02/466486-002 Marengo |
| 8LW03/466486-003 Harlequin |
| 8LW04/466486-004 Pavlova |
| 8LW05/466486-005 Sedona |
| 8LW06/466486-006 Achiotte |
| 8LW07/466486-007 Essence |
| 8LW08/466486-008 Genome |
| 8LW09/466486-009 Myriad |
| 8LW10/466486-010 Terrarium |
| Runner Standard - Maharam |
| 58" wide |
| 57% post-industrial recycled polyester |
| 43% post-consumer recycled polyester |
| ZRA07/466167-007 Bluff |
| ZRA09/466167-009 Grove |
| ZRA10/466167-010 Starboard |
| ZRA12/466167-012 Carousel |

| Sequence - Maharam |
|---------------------------------|
| 54" wide |
| 100% solution-dyed polyolefin |
| with silver-based antimicrobial |
| Z3101/466179-001 Driftwood |
| Z3104/466179-004 Alfresco |
| Z3105/466179-005 Plunge |
| Z3106/466179-006 Starboard |
| Z3107/466179-007 Veranda |
| Z3109/466179-009 Flare |
| Strum - Maharam |
| 54" wide |
| 100% polyurethane |
| with silver-based antimicrobial |
| Z3301/466122-001 Overcast |
| Z3302/466122-002 Ridge |
| Z3304/466122-004 Pigeon |
| Z3307/466122-007 Bur |
| Z3308/466122-008 Abalone |
| Z3311/466122-011 Wheat |
| Z3312/466122-012 Lemongrass |

Price Category G

| Compound - Maharam |
|------------------------------|
| 54" wide |
| 100% polyurethane |
| silane-based antimicrobial |
| ZC201/466196-001 001 |
| ZC203/466196-003 003 |
| ZC204/466196-004 004 |
| ZC205/466196-005 005 |
| ZC206/466196-006 006 |
| ZC207/466196-007 007 |
| ZC208/466196-008 008 |
| ZC209/466196-009 009 |
| ZC210/466196-010 010 |
| ZC211/466196-011 011 |
| ZC212/466196-012 012 |
| ZC213/466196-013 013 |
| ZC214/466196-014 014 |
| ZC215/466196-015 015 |
| ZC216/466196-016 016 |
| ZC217/466196-017 017 |
| ZC218/466196-018 018 |
| ZC219/466196-019 019 |
| Emboss - Maharam |
| 54" wide |
| 100% polyurethane |
| Polyester backing |
| ZEM01/466281-001 Bronze |
| ZEM02/466281-002 Brass |
| ZEM03/466281-003 Gold |
| ZEM04/466281-004 Platinum |
| ZEM09/466281-009 Ultraviolet |
| ZEM10/466281-010 Copper |
| ZEM11/466281-011 Molten |

| Fold - Maharam |
|-----------------------------------|
| 54" wide |
| 100% polyurethane |
| Polyester backing |
| ZF101/466292-001 Jet |
| ZF102/466292-002 Chalk |
| ZF103/466292-003 Smoke |
| ZF104/466292-004 Putty |
| ZF105/466292-005 Fatigue |
| ZF106/466292-006 Splash |
| ZF107/466292-007 Apple |
| ZF108/466292-008 Moss |
| ZF109/466292-009 Graphite |
| ZF110/466292-010 Midnight |
| Gild - Maharam |
| 54" wide |
| 100% non-phthalate vinyl |
| Ink-resistant protective top coat |
| Polyester backing |
| 8AR01/466432-005 Grapevine |
| 8AR02/466432-009 Frosting |
| 8AR03/466432-007 Smokey |
| 8AR04/466432-003 Skylight |
| 8AR05/466432-011 Sandstone |
| 8AR06/466432-004 Hurricane |
| 8AR07/466432-002 Wreath |
| 8AR08/466432-001 Rainforest |
| 8AR09/466432-012 Fudge |
| 8AR10/466432-010 Lantern |
| 8AR11/466432-006 Planet |
| 8AR12/466432-008 Reflection |

Price category G continued on next page

- Maharam textiles are on assigned lead times [A](#) unless otherwise noted.
- Fabric numbers are listed as Herman Miller fabric number/Maharam fabric number.

Maharam® Colors — Seating

continued

Price Category G

continued

| Pare — Maharam |
|----------------------------------|
| 54" wide |
| 52% wool |
| 26% polyester |
| 22% nylon |
| PFOA-free stain resistant finish |
| ZPR01/466359-001 Polaris |
| ZPR02/466359-002 Mountain |
| ZPR03/466359-003 Mineral |
| ZPR04/466359-004 Fresco |
| ZPR06/466359-006 Wink |
| ZPR07/466359-007 Concord |
| ZPR08/466359-008 Strawberry |
| ZPR09/466359-009 Solar |
| ZPR10/466359-010 Amulet |
| ZPR11/466359-011 Zest |
| ZPR12/466359-012 Elmwood |
| ZPR13/466359-013 Thyme |
| ZPR14/466359-014 Frost |
| ZPR16/466359-016 Denim |
| ZPR17/466359-017 Blueberry |

Pick Crypton - Maharam

| |
|----------------------------|
| 54" wide |
| 100% polyester |
| Crypton finish and backing |
| ZP107/466235-007 Fresh |
| ZP108/466235-008 Cool |

Runner - Maharam

| |
|--|
| 54" wide |
| 57% post-industrial recycled polyester |
| 43% post-consumer recycled polyester |
| ZRF01/466108-001 Bluff |
| ZRF03/466108-003 Grove |
| ZRF04/466108-004 Starboard |
| ZRF05/466108-005 Plot |
| ZRF06/466108-006 Carousel |

Price Category H

| Circles — Maharam |
|--------------------------|
| 55" wide |
| 70% cotton |
| 30% polyester |
| ZT01/458310-001 Khaki |
| ZT02/458310-002 Fatigue |
| ZT03/458310-003 Document |
| ZT04/458310-004 Engine |
| ZT05/458310-005 Charcoal |

Crosspatch — Maharam

| |
|----------------------|
| 54" wide |
| 75% rayon |
| 25% polyester |
| ZS01/458920-001 Song |

Dot Pattern — Maharam

| |
|--------------------------|
| 55" wide |
| 71% cotton |
| 29% polyester |
| ZK01/458300-001 Document |
| ZK02/458300-002 Taupe |
| ZK04/458300-004 Red |
| ZK05/458300-005 Navy |

Offset — Maharam

| |
|------------------------|
| 54" wide |
| 40% cotton |
| 36% nylon |
| 24% wool |
| ZQF03/465951-003 Coast |
| ZQF05/465951-005 Oasis |

Price Category I

| Cursive — Maharam |
|-----------------------------|
| 54" wide |
| 67% solution-dyed acrylic |
| 33% solution-dyed polyester |
| PFOA-Free stain resistant |
| 7CW01/466335-001 Fast |
| 7CW03/466335-003 Beachcomb |
| 7CW05/466335-005 Swift |
| 7CW07/466335-007 Inkwell |
| 7CW08/466335-008 Rubber |

Study - Maharam

| |
|-----------------------------|
| 54" wide |
| 73% solution-dyed acrylic |
| 27% solution-dyed polyester |
| ZSY01/466269-001 001 |
| ZSY02/466269-002 002 |
| ZSY03/466269-003 003 |
| ZSY04/466269-004 004 |
| ZSY05/466269-005 005 |

- Maharam textiles are on assigned lead times [A](#) unless otherwise noted.
- Fabric numbers are listed as Herman Miller fabric number/Maharam fabric number.

Maharam® Colors — Seating

continued

| Price Category J-K | Price Category L | Price Category M | Price Category N-Z |
|------------------------------------|--|---|------------------------------------|
| No fabrics available at this time. | <div><div>Minicheck - Maharam</div><div>55" wide 78% cotton 22% polyester PFOA-Free stain resistant finish ZMK01/466268-001 Black/ White</div></div> | <div><div>Fruit - Maharam</div><div>54" wide 55% cotton 32% nylon 13% post-consumer recycled polyester PFOA-Free stain resistant finish Acrylic backing ZF201/466262-001 Opal ZF202/466262-002 Lime ZF203/466262-003 Olive ZF204/466262-004 Sky ZF207/466262-007 Russet</div></div> | No fabrics available at this time. |

Appendix: Maharam Colors — Seating

- Maharam textiles are on assigned lead times A unless otherwise noted.
- Fabric numbers are listed as Herman Miller fabric number/Maharam fabric number.

For more information about our products and services or to see a list of dealers, please visit us at HermanMiller.com or call (800) 851 1196.

© 2023 Herman Miller, Inc., Zeeland, Michigan

Distribution Rights

Working together since 1956, Herman Miller and Vitra are the authentic sources of designs by Charles and Ray Eames, Alexander Girard, and George Nelson. All the designs shown in this book are protected by law. Herman Miller has obtained all rights to make and sell these designs. Also, Herman Miller holds exclusive worldwide manufacturing and distribution rights for these products with the following exceptions:

Charles and Ray Eames, George Nelson, and Alexander Girard—Worldwide distribution rights for furniture in all areas except Europe and the Middle East. For those areas, please contact Vitra.

Isamu Noguchi—Worldwide distribution rights for the Noguchi Rudder Table. Distribution rights for the Noguchi Table in North America and Central America only. For all other areas, please contact Vitra.

Magis—Exclusive distribution rights in the US and Canada. For all other areas, please contact Magis.

© **HermanMiller**, 3D Intelligent, 8Z Pellicle, AO, Action Office, Aeron, Aside, Bubble Lamps, Canvas Office Landscape, Caper, Celle, Cosm, Co/Struc, Daisyone, Distil, Eames, Eco-Dematerialized, Embody, Envelop, Ethospace, Exclave, Fine-Tune, FlexFront, Flo, Formcoat, Formwork, Ground Cloth, Intent, Kinemat, Layout Studio, Lino, Live Unframed, Living Office, Maharam, Meridian, Mirra, Motia, Nelson, Pari, Pellicle, Perspectives, Plex, PostureFit, PostureFit SL, Public Office Landscape, Sayl, Setu, Striad, Tu, Ubi, Verus, Wishbone, and Y-Tower are among the registered trademarks of Herman Miller, Inc., and its owned subsidiaries.

™ About Face, AireWeave, Airia, Ambit, Asari Chair by HermanMiller, Backfit, Bubbletack, Burdick Group, Butterfly Back, Canvas Vista, Cellular Suspension, Commend, Compass, Connect, DOT, Duracare, Durawrap, EnhancedAccess, Everywhere, Flex-Edge, Flute, Harmonic, Headway, Herman Miller Select, Hopsak 2, Iota, Keyless Entry, Latitude, Logic Mini, Logic Power Access Solutions, Lyriss, Lyriss 2, Made-to-Measure Storage, Mora, Multiscrim, Nevi, OE1, OE1 Workspace Collection, Overlay, Pixelated Support, Pronta, Renew, Sense, Soft Pad, Stackable, Stackable Storage, Swoop, Thrive, Tone, TriFlex, Twist, Wireframe, and Zeph are among the trademarks of Herman Miller, Inc., and its owned subsidiaries.

SM Herman Miller Options is among the service marks of Herman Miller, Inc.

AAP™ is a trademark of Extron Electronics.

Alexander Girard® is a registered trademark of The Alexander Girard Estate.

Chemsurf® is a registered trademark of Wilsonart International.

Corian® is a registered trademark of E. I. du Pont de Nemours and Company Corporation.

Crypton® is a registered trademark of Crypton, Inc.

DACRON® is a registered trademark of INVISTA S.a r.l.

Danzer® is a registered trademark of Danzer Holding AG.

Decora® is a registered trademark of Leviton Manufacturing Co., Inc.

Edelman® Leather is a registered trademark of Edelman Leather, Inc.

Extron® is a registered trademark of RGB Systems, Inc.

FENIX NTM® is a registered trademark of Arpa Industriale S.p.A.

FLEXNET™ is a trademark of Milliken & Company.

Floor Saver Glide® is a registered trademark of Carpin Manufacturing, Inc.

Forest Stewardship Council® is a registered trademark of the Forest Stewardship Council A.C. (FSC). We are FSC® certified (FSC® C102895).

FSC® is a registered trademark of the Forest Stewardship Council A.C. (FSC).

Geiger® is a registered trademark, and Bumper™, Saiba™, and Ward Bennett™ are trademarks, of Geiger International.

Hang-It-All® is a registered trademark of Lucia Eames Demetrios, d.b.a. Eames Office.

Holophane® is a registered trademark of Holophane.

Ingeo™ is a trademark of Cargill Dow LLC.

iPad® and Mac mini® are registered trademarks of Apple Inc.

Leviton® is a registered trademark of Leviton Manufacturing Co., Inc.

LifeSize® is a registered trademark of LifeSize Communications, Inc.

Logitech G® is a registered trademark of Logitech International S.A.

Magis®, Bombo®, and Me Too® are registered trademarks of Magis S.p.A.

MicrobeCare™ is a trademark of Parasol Medical LLC.

Microsoft® and Natural® Keyboard are registered trademarks of Microsoft Corporation.

Noguchi® and the Noguchi table configuration (trade dress) are registered trademarks, and Rudder Table™ is a trademark, of The Isamu Noguchi Foundation and Garden Museum.

Place Textiles® is a registered trademark of Place Textiles.

Sunbrella® is a registered trademark of Glen Raven, Inc.

SuperSeat™ is a trademark of Dahti Seating, a division of ITW.

Valor™ is among the trademarks owned by Nemschoff, Inc.