

Half End Shelves

Half End Shelves include a steel shelf and color matched composite half height end supports with brackets for mounting to Choices Panels. The 15" (381)-deep shelf is designed with a 5/8" (16) gap along the back to allow cable passage. The end supports are 7 1/8" (181)-high. Optional factory installed accessories include the Quarterback.

Full End Shelves

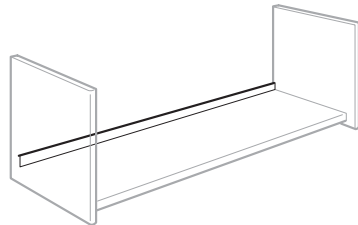
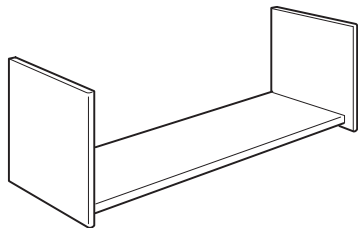
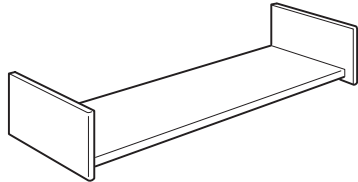
Full End Shelves include a steel shelf and color matched full height resin end supports with brackets for mounting to Choices Panels. The 15" (381)-deep

shelf is designed with a 5/8" (16) gap along the back to allow cable pas-sage, and the end supports are 16 1/8" (410)-high. Optional factory installed accessories include the Quarterback.

Note: Resin or composite end sup-ports or end panels, and quarterbacks are not available in textured or premium trim finishes. If textured or premium trim finish is specified, these components will match the standard smooth trim color. For example, if Textured Stucco (TJ) is specified these components will be Stucco (J) in trim finish.

Quarterback

The Quarterback is a 1 1/2" (38)-high back stop that is available separately for field installation on an existing Flipper Door, Half End Shelf, or Full End Shelf. The Quarterback is avail-able in standard smooth trim colors. Attachment hardware included.



Half End Shelves

Depth	Dimensions		List Price	Catalog Number	Trim Color	Quarter-back
	Height	Width				
15" (81)	7 1/8" (181)	24" (610)	\$253	HES24	Standard Finishes No Cost Premium Finishes + \$42	QN No Cost No Quarterback
		30" (762)	268	HES30		
		36" (914)	278	HES36		
		42" (1067)	288	HES42		
		48" (1219)	291	HES48		
		60" (1524)	316	HES60		

Full End Shelves

Depth	Dimensions		List Price	Catalog Number	See Surface Materials Page 9	QY + \$28 Quarterback Will match trim color in standard smooth finish
	Height	Width				
15" (81)	16 1/8" (410)	24" (610)	\$239	FES24		
		30" (762)	252	FES30		
		36" (914)	265	FES36		
		42" (1067)	271	FES42		
		48" (1219)	279	FES48		
		60" (1524)	295	FES60		

Quarterback

Dimensions		List Price	Catalog Number	Trim Color	N/A
Width					
	24" (610)	\$39	QB24	Standard Smooth Finish only	
	30" (762)	41	QB30		
	36" (914)	46	QB36		
	42" (1067)	50	QB42		
	48" (1219)	54	QB48		
	60" (1524)	62	QB60		
Build your complete Part Number here:			— — — —	—	— —

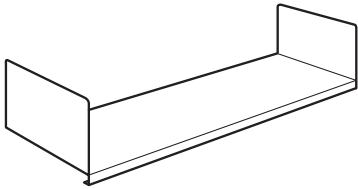
Sample Part Number:

HES60	.Y	.QN
\$316	+	N/C
	+	N/C

Total Cost \$316 =

Steel Shelves

Steel Shelves include a painted steel shelf and 7" (203)-high painted steel end panels. Mounts to Choices panels.



Shelf/File Dividers

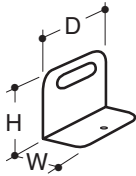
Shelf/File Dividers are freestanding dividers that magnetically attach to a shelf or drawer bottom. Includes three dividers. Available in all standard smooth trim colors.

Flipper/Shelf Clip

Flipper/Shelf Clips connect to the underside of two adjacent flipper doors or shelf units. Clips are recommended for heavy loading conditions to reduce panel run deflection. Includes six clips per box. Available in all standard smooth trim colors.

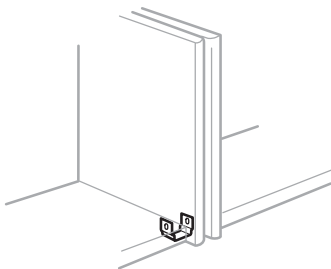
Steel Shelves

Depth	Dimensions		List Price	Catalog Number	Trim Color
	Height	Width			
12 1/4" (311)	8" (203)	24" (610)	\$227	STS24	Standard Finishes No Cost Premium Finishes + \$27 See Surface Materials Page 9
		30" (762)	239	STS30	
		36" (914)	246	STS36	
		42" (1067)	265	STS42	
		48" (1219)	268	STS48	
		60" (1524)	284	STS60	



Shelf/File Dividers

Depth	Dimensions Height	Width	List Price	Catalog Number	Trim Color
8" (203)	7 1/2" (191)	4" (102)	\$123	SFDIV	Standard Smooth Finish only See Surface Materials Page 9
Note: 3 dividers per box.					



Flipper/Shelf Clips

Dimensions			List Price	Catalog Number	
Depth	Height	Width			
1 1/4" (32)	1 1/4" (32)	1 1/2" (38)	\$94	FSCL	
Note: 6 clips per box.					
Build your complete Part Number here:				— — — — —	—

Sample
Part Number:

STS24

.Y

Total Cost \$227 =

\$227

+

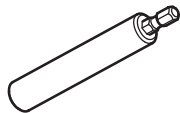
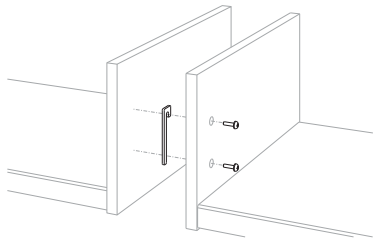
N/C

Laminate Overhead Assembly Tool

The Systems Laminate Overhead Assembly Tool makes assembling laminate overhead products much easier. The tool fits into a power driver chuck and provides a guide for driving the cam pins into laminate surfaces. This tool will save you time during the installation process, and reduce laminate surface chipping.

Laminate Overhead Flipper/Shelf Clip

The Laminate Overhead Flipper/Shelf Clip connects two adjacent Laminate Overhead storage pieces. The clips are recommended to reduce panel run deflection, and keep the gaps between units uniform. Includes six clips per box.

Choices Panels		Laminate Overhead Assembly Tool		
		Dimensions Length	List Price	Catalog Number
		3" (152)	\$39	LAMOHPT
Choices Electrical		Laminate Overhead Flipper/Shelf Clip		
		Dimensions Height Width	List Price	Catalog Number
		3" (152) 3/4" (19)	\$94	LOSCL
		Note: 6 clips per box		
Choices Components				
Choices Deskings				
Terms & Policies				

Sample
Part Number:

LAMOHPT

Total Cost \$39 =

\$39

Choices Laminate Overhead Full-End Shelf

The Full-End Shelf consists of a high pressure laminate shelf and end panel with matching vinyl edge. The end supports are 16 1/8" high. The unit includes brackets for mounting to Choices Panels. Optional factory installed accessories include a grommet for cord management and a Quarterback.

Choices Laminate Overhead Half-End Shelf

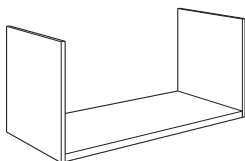
The Half-End Shelf consists of a high pressure laminate shelf and end panel with matching vinyl edge. The end supports are 8" high. The unit includes brackets for mounting to Choices Panels. Optional factory installed accessories include a grommet for cord management and a Quarterback.

Note: The trim color option refers to the mounting brackets for a half- and full-end shelf.

Note: The Quarterback will match the trim color. It provides a 1 1/2" backstop to protect the fabric behind the half- and full-end shelf.

Choices Laminate Overhead Full-End Shelf

Depth	Dimensions Height	Width	List Price Laminate Grade			Catalog Number	End Support Grain Direction	Grommet In Shelf	Laminate Colors	Quarter- back	Trim Color
			1	2	3						
15" (381)	16 1/8" (410)	24" (610)	\$297	\$316	\$390	LOCSFES24	NA	GN No Cost No Grommet GS + \$19 Grommet 24" - 42" Unit GS + \$27 Grommet 48" - 60" Unit	High- Pressure Laminate Color Edge band will match laminate See Surface Materials Page 10	QN No Cost No Quarter- back QY + \$19 Quarter- back Quarterback Will match trim color	Standard Smooth Finish Only See Surface Materials Page 9
		30" (762)	315	334	408	LOCSFES30	No Grain Direction				
		36" (914)	329	357	469	LOCSFES36					
		42" (1067)	348	376	488	LOCSFES42	DGH				
		48" (1219)	363	391	503	LOCSFES48	Horizontal Grain				
		60" (1524)	389	417	529	LOCSFES60	DGV Vertical Grain				



Choices Laminate Overhead Half-End Shelf

Depth	Dimensions Height	Width	List Price Laminate Grade			Catalog Number
			1	2	3	
15" (381)	8" (203)	24" (610)	\$234	\$247	\$296	LOCSHES24
		30" (762)	248	261	310	LOCSHES30
		36" (914)	267	286	360	LOCSHES36
		42" (1067)	283	302	376	LOCSHES42
		48" (1219)	297	316	390	LOCSHES48
		60" (1524)	329	357	469	LOCSHES60



Build your complete
Part Number here:

---	--	--	---	--	-
-----	----	----	-----	----	---

Sample
Part Number:

LOCSFES24	N/A	.GS	.573	.QN	.G
-----------	-----	-----	------	-----	----

Total Cost \$316 =

\$297	+	N/C	+	\$19	+	N/C	+	N/C	+	N/C
-------	---	-----	---	------	---	-----	---	-----	---	-----

Choices Laminate Overhead Full-End Cubby

The Full-End Cubby is comprised of a high pressure laminate with matching vinyl edge. The unit is 16 1/8" high and allows for 13 1/2" of vertical storage space. The cubby includes brackets for mounting to Choices Panels. Units that are 48" and 60" wide will have a center divider. Optional factory installed accessories include a grommet for cord management and a Quarterback.

Choices Laminate Overhead Half-End Cubby

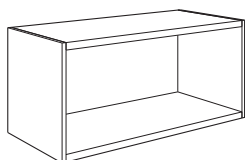
The Half-End Cubby is comprised of a high pressure laminate with matching vinyl edge. The unit is 8" high and allows for 5 1/2" of vertical storage space. The cubby includes brackets for mounting to Choices Panels. Units that are 48" and 60" wide will have a center divider. Optional factory installed accessories include a grommet for cord management and a Quarterback.

Note: The trim color option refers to the mounting brackets for a half- and full-end cubby.

Note: The Quarterback will match the trim color. It provides a 1 1/2" backstop to protect the fabric behind the half- and full-end shelf.

Choices Laminate Overhead Full-End Cubby

Depth	Dimensions Height	Width	List Price Laminate Grade			Catalog Number	Back Grain Direction	Grommet In Shelf	Laminate Colors	Quarter- back	Trim Color
			1	2	3						
15" (381)	16 1/8" (410)	24" (610)	\$403	\$431	\$543	LOCSFOC24	NA No Grain Direction DGH Horizontal Grain DGV Vertical Grain	GN No Cost No Grommet GS + \$19 Grommet 24" - 42" Unit GS + \$27 Grommet 48" - 60" Unit	High- Pressure Laminate Color Edge band will match laminate See Surface Materials Page 10	QN No Cost No Quarter- back QY + \$19 Quarter- back Quarterback Will match trim color	Standard Smooth Finish Only See Surface Materials Page 9
		30" (762)	436	464	576	LOCSFOC30					
		36" (914)	469	497	609	LOCSFOC36					
		42" (1067)	500	528	640	LOCSFOC42					
		48" (1219)	639	667	779	LOCSFOC48					
		60" (1524)	704	749	923	LOCSFOC60					



Choices Laminate Overhead Half-End Cubby

Depth	Dimensions Height	Width	List Price Laminate Grade			Catalog Number
			1	2	3	
15" (381)	8" (203)	24" (610)	\$389	\$408	\$482	LOCSHOC24
		30" (762)	420	448	560	LOCSHOC30
		36" (914)	452	480	592	LOCSHOC36
		42" (1067)	476	504	616	LOCSHOC42
		48" (1219)	622	650	762	LOCSHOC48
		60" (1524)	687	732	906	LOCSHOC60



Build your complete
Part Number here:

---	---	---	---	---	---
-----	-----	-----	-----	-----	-----

Sample
Part Number:

LOCSFOC24	N/A	.GS	.573	.QN	.G
-----------	-----	-----	------	-----	----

Total Cost \$422 =

\$403	+	N/C	+	\$19	+	N/C	+	N/C	+	N/C
-------	---	-----	---	------	---	-----	---	-----	---	-----

Choices Laminate Overhead Flipper Door Unit

The Choices Flipper Door Unit is comprised of a high pressure laminate with matching vinyl edge. The flipper door will accommodate standard and A4 (11 7/16" x 12 5/8") size binders. The unit has a full width locking door and stores over the top with a pull. To avoid the door from closing abruptly a slow close mechanism is available as an option. Units that are 36" to 60" wide will include a center spacer when a lock is specified. Units that are 48" and 60" wide will always include a center divider. Optional factory installed

accessories include a grommet for cord management and a Quarterback.

Note: Quarterback option required on 60" wide units and all locking units.

Choices Laminate Overhead Dual-Hinged Doors

The Dual-Hinged Door is comprised of a high pressure laminate with matching vinyl edge. Each unit has two locking hinged doors that open up. The unit is 16 1/8" high and will accommodate standard and A4 (11 7/16" x 12 5/8") size binders. Units that are 36" to 60" wide will include a center spacer when a lock is specified. Units that are 48"

and 60" wide will always include a center divider. Optional factory installed accessories include a grommet for cord management and a Quarterback.


Note: The trim color option refers to the mounting brackets for a flipper and dual-hinged doors.

Note: The Quarterback will match the trim color. It provides a 1 1/2" backstop to protect the fabric behind the half- and full-end shelf.

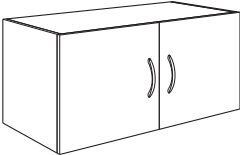
Note: Quarterback option required on 60" wide units and all locking units.

Choices Laminate Overhead Flipper Door Unit

Depth	Dimensions		List Price			Catalog Number	Door Grain Direction	Grommet In Shelf	Pull Style	Laminate Color	Slow Close	Lock Type	Lock Option	Quarter-back	Trim Color
	Height	Width	Laminate 1	Grade 2	3										
15" (381)	16 1/8" (410)	24" (610)	\$694	\$722	\$834	LOCSFDU24	NA No Grain Direction DGH Horizontal Grain DGV Vertical Grain	GN No Cost No Grommet GS + \$19 Grommet 24" - 42" Unit GS + \$27 Grommet 48" - 60" Unit	No Cost Applied	High-Pressure Laminate Color Edge band will match laminate See Surface Materials Page 10	SCN No Cost No Slow Close SCY + \$292 Slow Close	NL No Cost No Lock PK + \$33 Pack	Specify Only if Lock Type is Selected RDM No Cost Pack Random KA - \$-16 Pack Key Alike Note: Be sure to order Core/Key Sets (PLCAK)	QN No Cost No Quarter-back QY + \$28 Quarter-back Quarter-back Will match trim color	Standard Smooth Finish Only See Surface Materials Page 9
		30" (762)	743	771	883	LOCSFDU30									
		36" (914)	795	831	972	LOCSFDU36									
		42" (1067)	849	885	1026	LOCSFDU42									
		48" (1219)	964	1009	1183	LOCSFDU48									
		60" (1524)	1053	1128	1405	LOCSFDU60									



Choices Laminate Overhead Dual Hinged Doors															
Depth	Dimensions		List Price			Catalog Number									
	Height	Width	Laminate 1	Grade 2	3										
15" (381)	16 1/8" (410)	24" (610)	\$622	\$650	\$762	LOCSDHD24									
		30" (762)	673	701	813	LOCSDHD30									
		36" (914)	729	765	906	LOCSDHD36									
		42" (1067)	769	805	946	LOCSDHD42									
		48" (1219)	890	935	1109	LOCSDHD48									
		60" (1524)	978	1036	1267	LOCSDHD60									



Build your complete Part Number here:							-----	--	--	-	-	----	--	-	--	-
---------------------------------------	--	--	--	--	--	--	-------	----	----	---	---	------	----	---	----	---

Choices Laminate Overhead Dual Hinged Doors

List Price							Catalog Number																																																																																																																																																																																																																																																																																																																																																																																																																																																																																																																																																																																																																																																																																																																																						
------------	--	--	--	--	--	--	----------------	--	--	--	--	--	--	--	--	--	--	--	--	--	--	--	--	--	--	--	--	--	--	--	--	--	--	--	--	--	--	--	--	--	--	--	--	--	--	--	--	--	--	--	--	--	--	--	--	--	--	--	--	--	--	--	--	--	--	--	--	--	--	--	--	--	--	--	--	--	--	--	--	--	--	--	--	--	--	--	--	--	--	--	--	--	--	--	--	--	--	--	--	--	--	--	--	--	--	--	--	--	--	--	--	--	--	--	--	--	--	--	--	--	--	--	--	--	--	--	--	--	--	--	--	--	--	--	--	--	--	--	--	--	--	--	--	--	--	--	--	--	--	--	--	--	--	--	--	--	--	--	--	--	--	--	--	--	--	--	--	--	--	--	--	--	--	--	--	--	--	--	--	--	--	--	--	--	--	--	--	--	--	--	--	--	--	--	--	--	--	--	--	--	--	--	--	--	--	--	--	--	--	--	--	--	--	--	--	--	--	--	--	--	--	--	--	--	--	--	--	--	--	--	--	--	--	--	--	--	--	--	--	--	--	--	--	--	--	--	--	--	--	--	--	--	--	--	--	--	--	--	--	--	--	--	--	--	--	--	--	--	--	--	--	--	--	--	--	--	--	--	--	--	--	--	--	--	--	--	--	--	--	--	--	--	--	--	--	--	--	--	--	--	--	--	--	--	--	--	--	--	--	--	--	--	--	--	--	--	--	--	--	--	--	--	--	--	--	--	--	--	--	--	--	--	--	--	--	--	--	--	--	--	--	--	--	--	--	--	--	--	--	--	--	--	--	--	--	--	--	--	--	--	--	--	--	--	--	--	--	--	--	--	--	--	--	--	--	--	--	--	--	--	--	--	--	--	--	--	--	--	--	--	--	--	--	--	--	--	--	--	--	--	--	--	--	--	--	--	--	--	--	--	--	--	--	--	--	--	--	--	--	--	--	--	--	--	--	--	--	--	--	--	--	--	--	--	--	--	--	--	--	--	--	--	--	--	--	--	--	--	--	--	--	--	--	--	--	--	--	--	--	--	--	--	--	--	--	--	--	--	--	--	--	--	--	--	--	--	--	--	--	--	--	--	--	--	--	--	--	--	--	--	--	--	--	--	--	--	--	--	--	--	--	--	--	--	--	--	--	--	--	--	--	--	--	--	--	--	--	--	--	--	--	--	--	--	--	--	--	--	--	--	--	--	--	--	--	--	--	--	--	--	--	--	--	--	--	--	--	--	--	--	--	--	--	--	--	--	--	--	--	--	--	--	--	--	--	--	--	--	--	--	--	--	--	--	--	--	--	--	--	--	--	--	--	--	--	--	--	--	--	--	--	--	--	--	--	--	--	--	--	--	--	--	--	--	--	--	--	--	--	--	--	--	--	--	--	--	--	--	--	--	--	--	--	--	--	--	--	--	--	--	--	--	--	--	--	--	--	--	--	--	--	--	--	--	--	--	--	--	--	--	--	--	--	--	--	--	--	--	--	--	--	--	--	--	--	--	--	--	--	--	--	--	--	--	--	--	--	--	--	--	--	--	--	--	--	--	--	--	--	--	--	--	--	--	--	--	--	--	--	--	--	--	--	--	--	--	--	--	--	--	--	--	--	--	--	--	--

Sample Part Number:

LOCSFDU24	N/A	.GN	.L	.573	.SCN	.NL		.QY	.G
-----------	-----	-----	----	------	------	-----	--	-----	----

Total Cost \$722 =

\$694	+	N/C	+	N/C	+	N/C	+	N/C	+	N/C	+	N/C	+	\$28	+	N/C
-------	---	-----	---	-----	---	-----	---	-----	---	-----	---	-----	---	------	---	-----

Choices Laminate Overhead Full-Height Single-Sliding Door

The Full-Height Single-slider is comprised of a high pressure laminate with matching vinyl edge. The high pressure laminate door has a pull and travels in an aluminum track. Each unit has a center divider so if the door is open or closed there will always be one cubby open and one closed. The unit is 16 1/8" high and can accommodate standard and A4 (11 7/16" x 12 5/8") sized binders. This unit does not lock. All units will have a center divider. Optional factory installed

accessories include a grommet for cord management and a Quarterback.

Note: Quarterback option required on 60" wide units.

Choices Laminate Overhead Half-Height Single-Sliding Door

The Half-Height Single-slider is comprised of a high pressure laminate with matching vinyl edge. The high pressure laminate door has a knob pull and travels in an aluminum track. Each unit has a center divider so if the door is open or closed there will always be one cubby open and one closed. This unit

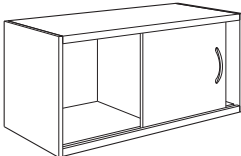
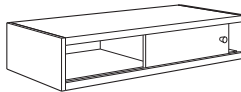
does not lock. All units will have a center divider. Optional factory installed accessories include a grommet for cord management and a Quarterback.

Note: The trim color option refers to the mounting brackets for a full- or half-height single-sliding door.

Note: The Quarterback will match the trim color. It provides a 1 1/2" backstop to protect the fabric behind the half- and full-end shelf.

Note: Quarterback option required on 60" wide units.

Choices Laminate Overhead Full-Height Single-Sliding Door

Dimensions			List Price			Catalog	Door	Grommet	Pull	Laminate	Quarter-	Trim	
Depth	Height	Width	Laminate	Grade	Number								Grain
15" (381)	16 1/8" (410)	24" (610)	\$808	\$836	\$948	LOCSFSS24	NA No Grain Direction DGH Horizontal Grain DGV Vertical Grain	GN No Cost No Grommet GS + \$19 Grommet 24" - 42" Unit GS + \$27 Grommet 48" - 60" Unit	No Cost Applied L Classic E Stream- line AZ Designer MM Mod2	High- Pressure Laminate Color Edge band will match laminate See Surface Materials Page 10	QN No Cost No Quarter- back QY + \$28 Quarter- back Quarter- back Will match trim color	Standard Smooth Finish Only See Surface Materials Page 9	
		30" (762)	890	918	1030	LOCSFSS30							
		36" (914)	971	1007	1148	LOCSFSS36							
		42" (1067)	1067	1103	1244	LOCSFSS42							
		48" (1219)	1156	1192	1333	LOCSFSS48							
		60" (1524)	1311	1356	1530	LOCSFSS60							
<div></div>													
Choices Laminate Overhead Half-Height Single-Sliding Door													
Dimensions			List Price			Catalog	Door	Grommet	Pull	Laminate	Quarter-	Trim	
Depth	Height	Width	Laminate	Grade	Number								Grain
15" (381)	8" (203)	24" (610)	\$694	\$713	\$787	LOCSHSS24							
		30" (762)	775	803	915	LOCSHSS30							
		36" (914)	849	877	989	LOCSHSS36							
		42" (1067)	921	949	1061	LOCSHSS42							
		48" (1219)	1003	1031	1143	LOCSHSS48							
		60" (1524)	1156	1201	1375	LOCSHSS60							
<div></div>													
Build your complete Part Number here:							---	---	---	---	---	---	

Sample Part Number:

LOCSFSS24	N/A	.GN	.L	.573	.QY	.G
-----------	-----	-----	----	------	-----	----

Total Cost \$836 =

\$808	+	N/C	+	N/C	+	N/C	+	N/C	+	\$28	+	N/C
-------	---	-----	---	-----	---	-----	---	-----	---	------	---	-----

Choices Laminate Overhead Full-Height Dual-Sliding Door

The Full-Height Dual-slider is comprised of a high pressure laminate with matching vinyl edge. The two acrylic doors run back to back in an aluminum track. The unit is 16 1/8" high and will accommodate standard and A4 (11 7/16" x 12 5/8") size binders. This unit does not lock. All units will have a center divider. Optional factory installed accessories include a grommet for cord management and a Quarterback.

Note: Quarterback option required on 60" wide units.

Choices Laminate Overhead Half-Height Dual-Sliding Door

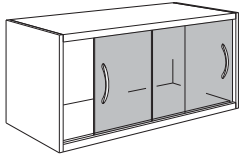
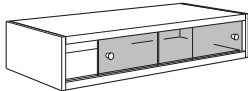
The Half-Height Dual-slider is comprised of a high pressure laminate with matching vinyl edge. The two acrylic doors run back to back in an aluminum track. The half-height unit comes standard with a knob pull. This unit does not lock. All units will have a center divider. Optional factory installed accessories include a grommet for cord management and a Quarterback.

Note: The trim color option refers to the mounting brackets for a full- or half-height dual-sliding door.

Note: Quarterback option required on 60" wide units.

Note: The Quarterback will match the trim color. It provides a 1 1/2" backstop to protect the fabric behind the half- and full-end shelf.

Choices Laminate Overhead Full-Height Dual-Sliding Door

Depth	Dimensions Height	Width	List Price Laminate Grade			Catalog Number	Back Grain Direction	Grommet In Shelf	Pull Style	Glass Type	Laminate Color	Quarter-back	Trim Color
15" (381)	16 1/8" (410)	24" (610)	\$694	\$722	\$834	LOCSFDS24	NA	GN	No Cost Applied	Frosted Plexi-glass No Cost	High-Pressure Laminate Color	QN No Cost	Standard Smooth Finish Only
		30" (762)	782	810	922	LOCSFDS30	No Grain Direction	No Cost				No Cost	
		36" (914)	876	912	1053	LOCSFDS36		No Grommet	L Classic			No Quarter-back	See Surface Materials Page 9
		42" (1067)	964	1000	1141	LOCSFDS42	DGH Horizontal Grain	GS + \$19 Grommet 24" - 42" Unit	E Streamline	3 form + \$145 24" - 36" Unit	Edge band will match laminate	QY + \$28 Quarter-back	
		48" (1219)	1117	1153	1294	LOCSFDS48		GS + \$27 Grommet 48" - 60" Unit	AZ Designer	+ \$428 42" - 60" Unit	See Surface Materials Page 10	Quarter-back Will match trim color	
		60" (1524)	1286	1344	1575	LOCSFDS60	DGV Vertical Grain		MM Mod2				
<div>  </div>													
Choices Laminate Overhead Half-Height Dual-Sliding Door													
Depth	Dimensions Height	Width	List Price Laminate Grade			Catalog Number							
15" (381)	8" (203)	24" (610)	\$582	\$601	\$675	LOCSHDS24							
		30" (762)	662	690	802	LOCSHDS30							
		36" (914)	743	771	883	LOCSHDS36							
		42" (1067)	808	836	948	LOCSHDS42							
		48" (1219)	930	958	1070	LOCSHDS48							
		60" (1524)	1092	1120	1232	LOCSHDS60							
<div>  </div>													
Build your complete Part Number here:							---	--	--	--	---	--	--

Choices Panels

Choices Electrical

Choices Components

Choices Desking

Choices Terms & Policies

Sample Part Number:

LOCSFDS24	N/A	.GN	.L	.E3A	.JOC	.QY	.G
-----------	-----	-----	----	------	------	-----	----

Total Cost \$722 =

\$694	+	N/C	+	N/C	+	N/C	+	N/C	+	\$28	+	N/C
-------	---	-----	---	-----	---	-----	---	-----	---	------	---	-----

LED Task Lights

Ultra slim LED task lights are only 2" (51)-wide, just over 1/2" high and available in 3 widths-17, 31 and 44. They come complete with hardware to attach to both metal flipper doors and laminate freestanding hutches. All LED task lights include a dimmer, 10 hour auto shut off, and a 50,000 hour life span. The unit is anodized aluminum with white end caps. ETL listed.

LED Task Light Complete

The LED Task Light Complete includes the light, mounting hardware and power source. It is the equivalent of a regular fluorescent task light.

LED Task Light Main Power Daisy Chain

The Task light with main power provides the light and mounting hardware plus a 60 watt power supply capable of powering more than one light. The power supply can accommodate a maximum of 60 watts. Please see the chart-for appropriate wattages as to not overload the power supply.

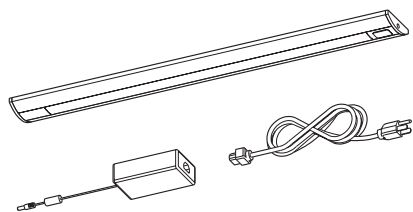
Width	Watts
17	9
31	18
44	25

LED Task Light Daisy Chain Jumper Cord

The LED Daisy Chain Jumper Cord Task Light includes the light and mounting hardware, plus an 8" and 30" jumper cord to attach to another task light. The jumper cord can attach to a Daisy Chain Main Power Task Light or another Daisy Chain Jumper Cord Task Light. Each connected light will have an independent power switch.

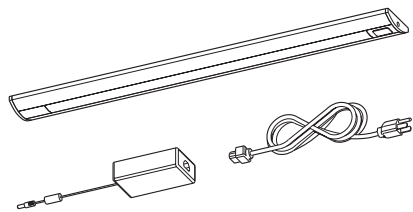
LED Task Light Occupancy Sensor

The LED Occupancy Sensor will automatically turn off all interlinked fixtures after 30 minutes of no movement. One occupancy sensor can 'control' all the lights that are daisy chained together.



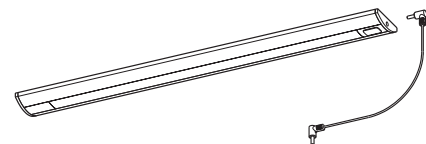
LED Task Light Complete

Fixture Dimensions			Fits Shelf Width	List Price	Catalog Number
Depth	Height	Width			
2" (51)	4 7/8" (14)	17" (432)	24"-60" (610-1524)	\$ 417	LEDTL17
		31" (787)	36"-60" (914-1524)	673	LEDTL31
		44" (1118)	48"-60" (1219-1524)	964	LEDTL44



LED Task Light - Daisy Chain with Main Power

Fixture Dimensions			Fits Shelf Width	List Price	Catalog Number
Depth	Height	Width			
2" (51)	4 7/8" (14)	17" (432)	24"-60" (610-1524)	\$ 525	LEDTL17DCMP
		31" (787)	36"-60" (914-1524)	673	LEDTL31DCMP
		44" (1118)	48"-60" (1219-1524)	964	LEDTL44DCMP

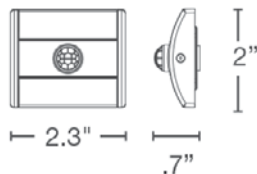


LED Task Light - Daisy Chain with Jumper Cord

Fixture Dimensions			List Price	Catalog Number
Depth	Height	Width		
2" (51)	4 7/8" (14)	17" (432)	\$ 322	LEDTL17DCJC
		31" (787)	579	LEDTL31DCJC
		44" (1118)	862	LEDTL44DCJC

LED Task Light - Occupancy Sensor

Fixture Dimensions			List Price	Catalog Number
Depth	Height	Width		
7/10" (51)	2" (51)	2 3/10" (432)	\$ 301	LEDTLOS



Build your complete Part Number here:

Sample Part Number:

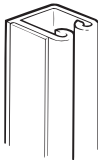
Total Cost \$525 =

LEDTL17DCMP

\$525

Vertical Wire Channel

The Vertical Wire Channel encloses power or light cords on the face of a panel. It attaches to panel side rails with self-adhesive backing. Packaged in boxes of three.



Vertical Wire Channel

			List Price	Catalog Number	Trim Color
Length	Dimensions Width	Depth	\$30	VWC3	Standard Smooth Finish Only See Surface Materials Page 9
24" (610)	1/2" (13)	1/2" (13)			
Package Contains 3 Wire Channels					
Build your complete Part Number here:				— — — —	—

Choices Panels
Choices Electrical
Choices Components
Choices Deskling
Terms & Policies

Sample Part Number:

VWC3	.Y
\$30	N/C

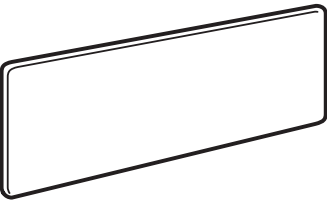
Total Cost \$30 =

Tackboards

The Tackboard has a tackable fabric front and two grooves in back to conceal task light cords.

Note: For fabric orientation, refer to the table located in the Fabric Planning section.

Note: When mounting underneath a Panel Hung Flipper or Shelf, use 20" (508)-high Tackboards on a 66" (1676)-high panel.



Tackboards

Dimensions			List Price						Catalog Number	Fabric Color
Depth	Width	Height	0/1	2	3	4	5	6		
1" (25)	24" (610)	8" (203)	\$ 152	\$179	\$200	\$225	\$251	\$280	TB2408	See Surface Materials Page 8
		16" (406)	255	283	303	326	354	386	TB2416	
		20" (508)	268	297	316	343	369	399	TB2420	
		32" (813)	303	334	360	402	445	492	TB2432	
		48" (1219)	391	424	457	497	543	587	TB2448	
1" (25)	30" (762)	8" (203)	\$ 156	\$182	\$199	\$226	\$253	\$282	TB3008	
		16" (406)	259	287	307	336	367	401	TB3016	
		20" (508)	278	307	326	360	400	438	TB3020	
		32" (813)	316	347	376	429	483	541	TB3032	
		48" (1219)	417	450	487	559	641	721	TB3048	
1" (25)	36" (914)	8" (203)	\$159	\$185	\$202	\$229	\$256	\$284	TB3608	
		16" (406)	265	294	313	342	373	407	TB3616	
		20" (508)	293	321	341	375	415	453	TB3620	
		32" (813)	337	367	394	452	516	578	TB3632	
		48" (1219)	439	472	505	578	658	739	TB3648	
1" (25)	42" (1067)	8" (203)	\$160	\$186	\$203	\$230	\$257	\$287	TB4208	
		16" (406)	267	296	315	344	375	409	TB4216	
		20" (508)	302	330	350	384	424	462	TB4220	
		32" (813)	355	386	412	478	548	621	TB4232	
		48" (1219)	474	506	540	613	693	774	TB4248	
1" (25)	48" (1219)	8" (203)	\$165	\$191	\$208	\$234	\$260	\$288	TB4808	
		16" (406)	272	301	320	349	380	414	TB4816	
		20" (508)	314	343	362	397	439	478	TB4820	
		32" (813)	375	406	435	507	590	670	TB4832	
		48" (1219)	500	533	570	642	724	804	TB4848	
1" (25)	60" (1524)	8" (203)	\$187	\$214	\$230	\$254	\$280	\$305	TB6008	
		16" (406)	305	334	353	382	413	447	TB6016	
		20" (508)	358	387	406	449	499	548	TB6020	
		32" (813)	431	461	488	579	677	777	TB6032	
		48" (1219)	564	596	630	719	817	917	TB6048	
Build your complete Part Number here:									-----	---

Sample
Part Number:

TB2408

.AG0

Total Cost \$179 =

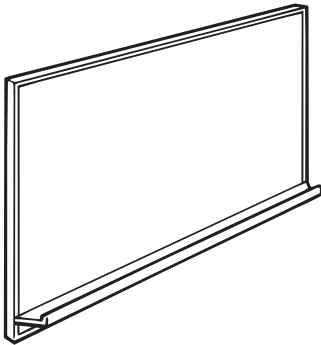
\$179



N/C

Marker Boards

The Marker Board provides a white, writing surface for use with dry erase markers. Includes Black or Satin Aluminum metal tray and trim, markers and eraser.



Marker Boards

Dimensions		List Price	Catalog Number	Trim Color
Height	Width			
30" (762)	30" (762)	\$783	MB3030	BK No Cost Black
	36" (914)	811	MB3630	
	42" (1067)	842	MB4230	
	48" (1219)	866	MB4830	
	60" (1524)	920	MB6030	
Build your complete Part Number here:			-----	--

Choices
Panels

Choices
Electrical

Choices
Components

Choices
Deskling

Terms & Policies

Sample
Part Number:

MB6030	.BK
--------	-----

Total Cost \$920 =

\$920	+	N/C
-------	---	-----

Dual Wall Mounts
The Dual Wall Mount attaches work surfaces and components to existing walls. Price includes wall mount and cover piece.

Note: It is the responsibility of the dealer or installer to obtain the correct type of fastener for specific, existing wall conditions.

Ordering quantities: One component requires two wall mounts; 2 components mounted side-to-side require 3 wall

mounts; 3 components mounted side-to-side require 4 wall mounts.

Note: For safe use, Dual Wall Mount must extend to the floor.

Touch-Up Paint
The Touch-Up Paint covers nicks and scratches on metal parts and components.

Handy Hooks
The Handy Hook attaches to the top of a panel with metal top cap to provide hanging storage for individual garments. The molded plastic construction supports up to 25 (11kg) pounds. Packaged in boxes of twelve. Only available in standard smooth finishes.

- Choices Panels
- Choices Electrical
- Choices Components
- Choices Deskling
- Terms & Policies



Dual Wall Mounts

Depth	Dimensions Width	Height	List Price	Catalog Number	Trim Color
11/16" (17)	19/16" (40)	497/8" (1267)	\$ 125	DWM48	Standard Smooth Finish Only See Surface Materials Page 9
		677/8" (1724)	152	DWM66	
		857/8" (2181)	189	DWM84	



Touch-Up Paint

Size	List Price	Catalog Number	Trim Color
4 1/2 oz. (128g)	\$57	STU	See Surface Materials Page 9



Handy Hooks

	List Price	Catalog Number	Trim Color
Package Contains 12 Hooks	\$76	HH	Standard Smooth Finish Only See Surface Materials Page 9

Build your complete Part Number here:

_____	_____
-------	-------

Sample Part Number:

DWM48	.A
-------	----

Total Cost \$125 =

\$125	+	N/C
-------	---	-----

Choices Desking is a complete line of modular furniture designed to be used independently or in conjunction with the Choices Panel Systems. For maximum storage flexibility, Choices Desking provides shell components with separately specified storage components.

Ordering Information

For ease in specifying, Fellowes' catalog numbering system uses meaningful characters to convey description, surface type, and size. For example. CD2436 represents a Corner Desk, 24" (610)-deep by 36" (762)-wide.

By following the Sample Part Number Example at the bottom of each page, you create a Part Number for each product. This Part Number will match your acknowledgement and packing slip.

When ordering filing and storage units, list the following:

- 1. Quantity (combine same products)
- 2. Complete Part Number, see Sample Part Number at the bottom of each page for correct number sequence.
- 3. For ease of reading, place a period between each option number (SD2448.F.P.L.GY.G.JP9.G.JP9.G.G).

Acknowledgment Defaults:

- If grommet option is not identified, GN no grommet will be selected.

Choices
Panels

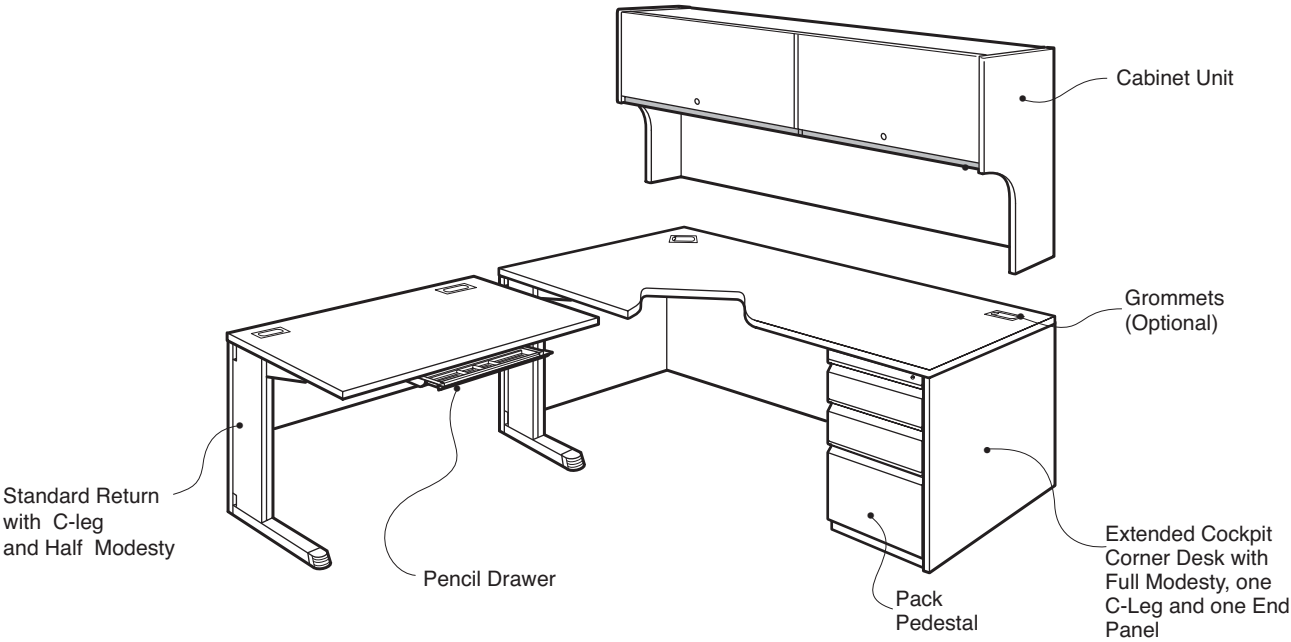
Choices
Electrical

Choices
Components

Choices
Desking

Terms & Policies

	Catalog Number	Modesty Panel	End Supports	Grommet Option	Grommet Color	Top Color	Edge Color	Top Base Color	Edge Color	Base Trim Color							
Sample Part Number:	<u>SD2448</u>	<u>.F</u>	<u>.P</u>	<u>.L</u>	<u>.GY</u>	<u>.G</u>	<u>.JP9</u>	<u>.G</u>	<u>.JP9</u>	<u>.G</u>							
Total Cost \$1272 =	\$1001	+	\$135	+	N/C	+	\$108	+	\$28	+	N/C	+	N/C	+	N/C	+	N/C



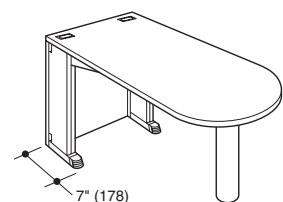
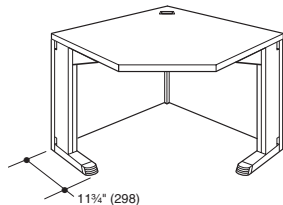
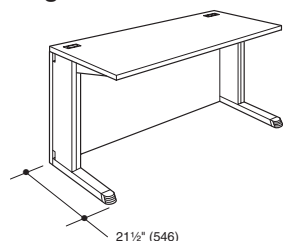
Standard Features

Choices Desking and Components

- Freestanding Desks include a 1¹/₄" (32) thick work top surfaced with a high pressure laminate with vinyl edge, and support components.
- End panels are non-handed and can be attached under the left or right side of the work top. C-legs may be used as left, right, or shared supports.
- C-legs are designed with three different foot depths for proper support and clearance in each application. Rectangular desks have a C-leg foot that is 21¹/₂" (546)-deep, Corner Desks have a foot depth of 11³/₄" (298) and Peninsula Desks have C-legs with 7" (178)-deep support feet (Fig. A).

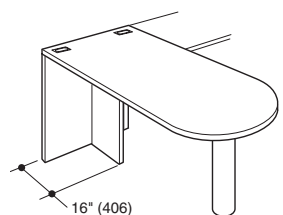
C-legs provide cable management down each side of the C-leg. A one-piece cover allows easy access to the cables.

Fig. A



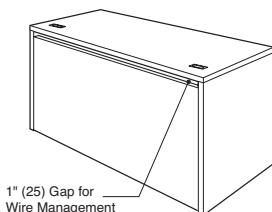
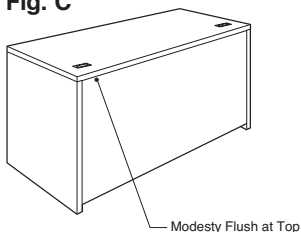
- The Peninsula Desk is supported by a T-Base and a Column Leg. C-Leg supports are available as an option in place of the T-Base. The Peninsula Desk must be attached to a Standard Desk, a Standard Return, or a Standard Bridge for proper stability.

Fig. B



- Bridges and Returns are designed to attach to other Freestanding desks. **Attachment hardware must be ordered separately.**
- Modesty panels are available as full-height or half-height. Half-height modesties provide 17" (432) of space under the modesty for accessing wall outlets. Modesty panels may be positioned with a one-inch space between the work top and the modesty panel to provide cable management.

Fig. C



Overhead Storage Units

Freestanding Flipper Units and Shelf Units have a ⁵/₈" (16) gap between the back of the shelf and the back of the unit to allow cables to pass through to the work top.

All work tops that accept Freestanding Flipper and Shelf Units have pre-drilled pilot holes on the underside of the work top that serve as a guide for field installation.

Component Capacities

Fellowes Corporation will not, under any circumstances, guarantee or assume responsibility for loading performance beyond the basic individual component capacities given below.

- Shelf Units: 3 lbs. (1.4kg) per linear inch of usable space.
- Overhead Storage Units: Inside — 3 lbs. (1.4kg) per linear inch. Top cover of under storing door unit — 2 lbs. (.9kg) per linear inch of usable space.
- Counter Caps: 3.5 lbs. (1.6kg) per linear inch, uniformly distributed.
- Desks: 5 lbs. (2.3kg) per linear inch, uniformly distributed.
- Center Drawers: 9 lbs. (4.1kg)

Pedestals and Files Centers

Any pedestal or file center that is attached to the underside of a work top must have glides adjusted to support the weight of the pedestal or file center.

WARNING:

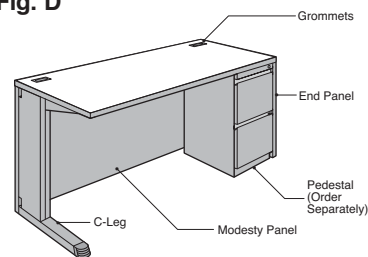
Failure to observe the recommended practices, such as loading beyond listed capacities, will result in unsafe usage conditions and may result in bodily injury or failure of other components.

Any modification to Fellowes product will change the criteria referenced above. Fellowes will not be responsible for product warranty if modifications are made to the product or if the capacities referenced are exceeded.

Finishes

All freestanding units have a high-pressure laminate top with vinyl edge. C-Legs are all color matched in one of Fellowes' trim colors.

Fig. D



Glide Adjustment Ranges:

- C-Legs 1¹/₂" (13)
- End Panels 1" (25)
- T-Bases 1" (25)
- Support Columns 4" (102)
work surface height range 27³/₄" (705) to 31³/₄" (806)
- Straight Legs 3³/₄" (95)
work surface height range 27³/₄" (705) to 31¹/₂" (800)

Specifications

All dimensions listed are nominal unless otherwise noted.

Special Products

Please contact Fellowes Custom Solutions 1-800-893-8117 for product availability and pricing on non-standard products.

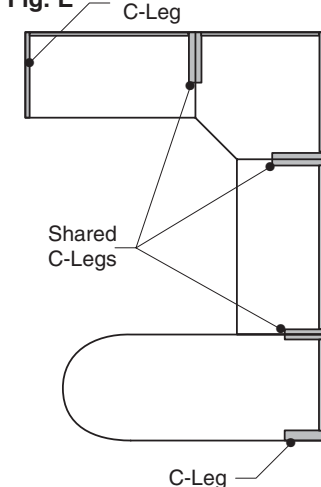
Desking Components Planning

These planning guidelines provide instructions for safely configuring freestanding product applications. The following diagrams illustrate the proper use of supporting elements, connecting hardware, and overhead components.

C-Leg Supports

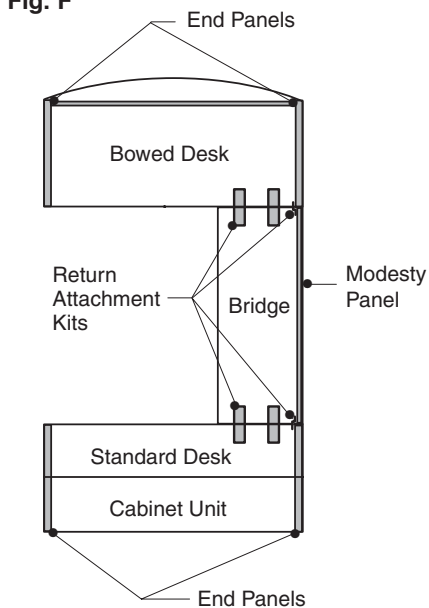
- In many applications, C-Legs can be shared between desk modules, thus serving as both the supporting and connecting hardware.

Fig. E



- Return Attachment Kits (RAK) are designed to be used when attaching Returns and Bridges to Freestanding Desks that are supported by End Panels or T-Bases (Fig. F).

Fig. F

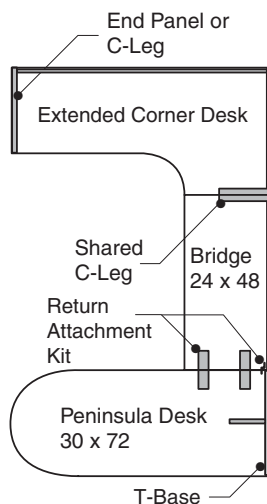


- Where a Standard Return or Bridge connects to the front of the Freestanding Desk, Return Attachment Kits (RAK) must be specified (specify two kits for a bridge).

T-Base Supports

- When a T-Base is used to support the back end of a Peninsula Desk, a Return or Bridge must be attached to the Peninsula for proper stability. This attachment must be made using a Return Attachment Kit (RAK) (Fig. G).

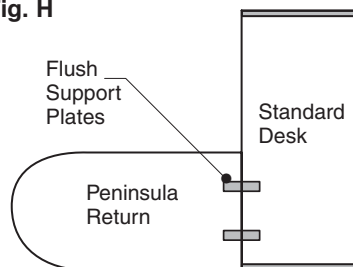
Fig. G



Flush Support Plates

- Flush Support Plates (SICSP) are designed to be used with attaching a Peninsula Return to the front edge of a Freestanding Desk (Fig. H).
- Note:** Flush Support Plates must be ordered separately (see page 135).

Fig. H



Freestanding Flipper, Shelf and Screen Placement Guide

The following illustrations show valid locations for attaching Freestanding Flipper Units, Shelf Units, and Screens to Desk modules. All work tops that can accept Overhead Storage Units and Screens have pre-drilled pilot holes on the underside of the work top that serve as a guide for field installation. The pilot holes are placed to accept Overhead Storage Units and Screens of the same nominal size as the work top.

Note: If a Freestanding Flipper or Shelf Unit is placed on a single rectangular desk, it must be backed up against a wall or be connected to a desk to form a 90-degree angle.

Note: Extended Top Desks, Bowed Desks and Standard Bridges do not accept overhead components.

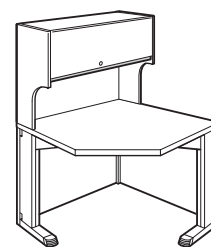
Freestanding Flipper, Shelf and Screen Placement Guide (Cont.)

Peninsula Desks



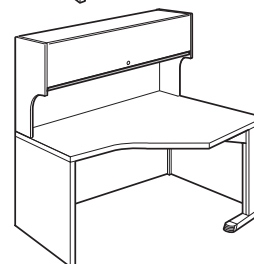
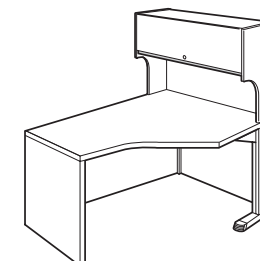
Peninsula Desks accept Freestanding Flipper, Shelf Units or Screens on the end only.

Corner Desks



Corner Desks accept Freestanding Flipper Units on the end only.

Extended Corner Desks



Extended Corner Desks accept Freestanding Flipper units on either side.

Grommets

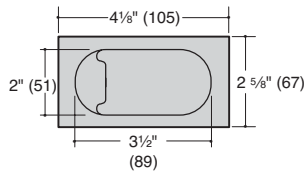
Grommets are available as an option on most desk units. They are not available on Extended Top or Bowed Top Desks. Grommets are available in Fellowes trim colors. The following drawings show standard grommet locations. Other grommet locations may be available as a special order. Contact your Customer Care representative for more information.

Note: Grommets are not available on Extended Desks or Bowed Desks.

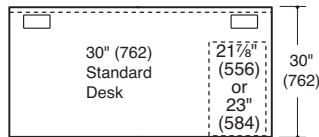
Note: When the 21⁷/₈" (556)-deep Pack Pedestal or 23" (584)-deep Intrinsic Pedestal is used with a 24" (610)-deep work top, the grommet will be unusable. The same is true when using a 27⁷/₈" (708) Pack Pedestal with a 30" (762)-deep work top. On a 30" (762)-deep work top, use an 18⁷/₈" (479), 21⁷/₈" (556)- or 27⁷/₈" (708)-deep pedestal if grommet access is needed.

Standard Grommet Locations

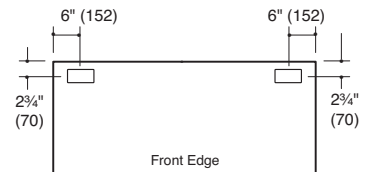
Grommet Dimensions



30" (762) Standard Desks with Full Modest and 21⁷/₈" (556) or 23" (584) depth Pedestal allows access to Grommet.

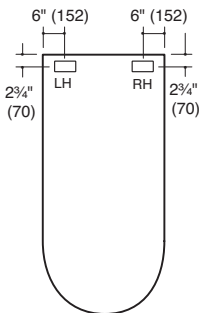


Standard Desks, Returns and Bridges

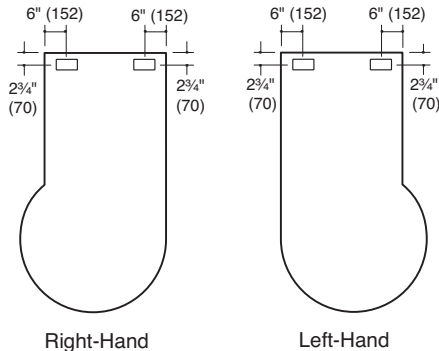


For All Sizes of Rectangular Work Tops

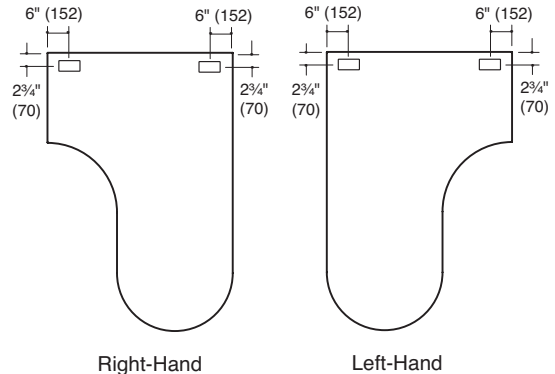
D-Shaped Peninsula Desks



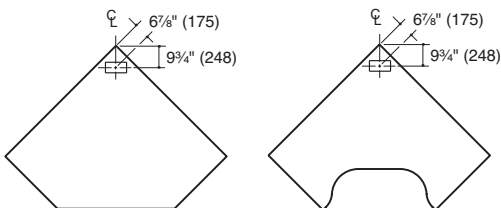
P-Shaped Peninsula Desks



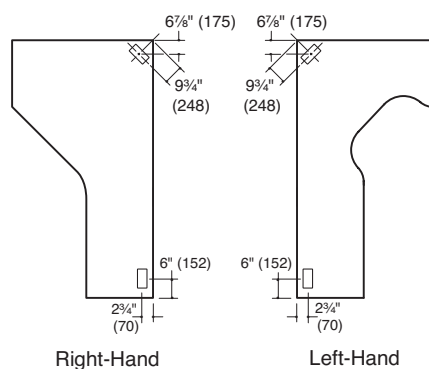
Extended D-Shaped Peninsula Desks



Corner and Cockpit Corner Desks



Extended Corner and Extended Cockpit Corner Desks



Lined area for notes or additional information.

Choices Panels
Choices Electrical
Choices Components
Choices Deskling
Terms & Policies

Choices Standard Desks

Dimensions		List Price			Catalog Number	Modesty Panel	End Supports		Grommet Option	Grommet Color	Top Color	Top Edge Color	Base Color	Base Edge Color	Base Trim Color
Depth	Width	Laminate 1	Grade 2	3											
24" (610)	48" (1219)	\$1001	\$1046	\$1220	SD2448 SD2460 SD2466 SD2472	H No Cost Half	P No Cost End Panel	P No Cost End Panel	GN No Cost No Grommet Order	Standard Smooth Finish Only See Surface Materials Page 9	High- Pressure Laminate Color (See Surface Materials Page 10)	Edge Detail (See Surface Materials Page 9)	Specify for Modesty/ End Panel(s).	Specify for Modesty/ End Panel(s).	Specify only if C-Leg is selected. Standard Smooth Finish Only See Surface Materials Page 9
	60" (1524)	1095	1140	1314											
	66" (1676)	1238	1313	1590											
	72" (1829)	1252	1327	1604											
30" (762)	48" (1219)	\$1095	\$1123	\$1235	SD3048 SD3060 SD3066 SD3072	F + \$135 Full	L + \$108 C-Leg	L + \$108 C-Leg	GY + \$28 Two Grommets	See Surface Materials Page 9			High- Pressure Laminate Color (See Surface Materials Page 10)	Edge Detail (See Surface Materials Page 9)	
	60" (1524)	1191	1249	1480											
	66" (1676)	1353	1428	1705											
	72" (1829)	1374	1449	1726											
Build your complete Part Number here:					----	-	-	-	--	-	----	-	-	-	

Choices
Panels

Choices
Electrical

Choices
Components

Choices
Deskings

Terms & Policies

Sample
Part Number:

SD3072	.F	.P	.P	.GY	.K	.553	.K	.533	.K	N/A
----	-	-	-	--	-	---	-	---	-	-

Total Cost \$1537 =

\$1374	+	\$135	+	N/C	+	N/C	+	\$28	+	N/C	+	N/C	+	N/C	+	N/C	+	N/C
--------	---	-------	---	-----	---	-----	---	------	---	-----	---	-----	---	-----	---	-----	---	-----

Extended Top Desks

Dimensions		List Price			Catalog Number	Modesty Panel	End Supports		Top Color	Top Edge Color	Base Color	Base Edge Color	Trim Color	
Depth	Width	1	2	3										
30" (762)	60" (1524)	\$1138	\$1231	\$1578	ED3060 ED3066 ED3072	H No Cost Half	P No Cost End Panel	P No Cost End Panel	High- Pressure Laminate Color (See Surface Materials Page 10)	Edge Detail (See Surface Materials Page 9)	Specify for Modesty/ End Panel(s).	Specify for Modesty/ End Panel(s).	Specify only if C-Leg is selected.	
	66" (1676)	1290	1383	1730										
	72" (1829)	1330	1423	1770										
36" (914)	60" (1524)	\$1488	\$1581	\$1928	ED3660 ED3666 ED3672	F + \$135 Full	L + \$108 C-Leg	L + \$108 C-Leg			High- Pressure Laminate Color (See Surface Materials Page 10)	High- Pressure Laminate Color (See Surface Materials Page 10)	Edge Detail (See Surface Materials Page 9)	Standard Smooth Finish Only
	66" (1676)	1605	1680	1957										
	72" (1829)	1726	1819	2166										
Bowed Top Desks													See Surface Materials Page 9	
Dimensions		List Price			Catalog Number									
Depth	Width	1	2	3										
36" (914)	60" (1524)	\$1726	\$1819	\$2166	BD3660 BD3666 BD3672									
	66" (1676)	1822	1944	2398										
	72" (1829)	1923	2045	2499										
Build your complete Part Number here:						-----	-	-	-	---	-	-	-	

Choices
Panels

Choices
Electrical

Choices
Components

Choices
Deskling

Terms & Policies

Sample
Part Number:

ED3660	.F	.L	.L	.JP9	.G	---	-	.G
-----	-	-	-	---	-			-

Total Cost \$1839 =

\$1488	+	\$135	+	\$108	+	\$108	+	N/C	+	N/C	+		+		+	N/C
--------	---	-------	---	-------	---	-------	---	-----	---	-----	---	--	---	--	---	-----

CORNER AND COCKPIT CORNER DESKS

Corner Desks and Cockpit Corner Desks must be attached to a Standard Return (page 132) on both sides to ensure proper stability. The Corner and Cockpit Corner Desk have a high-pressure laminate top. Standard features include a Half Modesty, two C-Legs, and a corner support leg. Other available options include a Full Modesty and grommets. See Grommet information in the planning section for standard grommet locations and ordering guidelines.

The underside of the work top has pre-drilled pilot holes to accept Freestanding Flipper Units, Shelf Units, and Screens. A Placement Guide is located in the planning section.

Modesty Panels can be positioned to provide a one-inch wire management clearance at the top or at the bottom of the modesty.

Note: Center Drawers and Pencil Drawers are available on Corner Desks with front widths greater than 22" (559).

Corner Desk

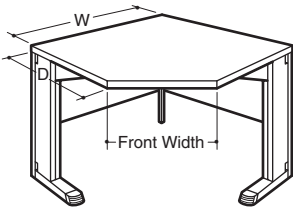
The Corner Desk is available with either a Curved or Straight front edge.

Cockpit Corner Desk

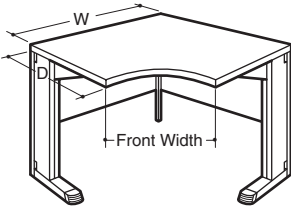
The Cockpit Corner Desk creates a wrap-around effect which provides deeper access into the corner work top. The front opening is 28½" (724)-wide, accommodating most chairs or a keyboard tray.

Corner Desk Configurations

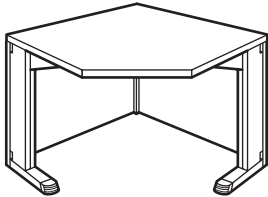
Corner Desk with Straight Front and Half Modesty



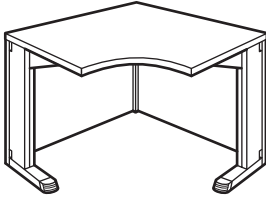
Corner Desk with Curved Front and Half Modesty



Corner Desk with Straight Front and Full Modesty

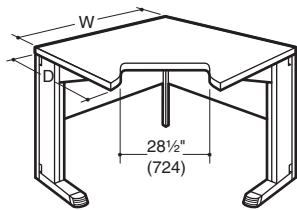


Corner Desk with Curved Front and Full Modesty

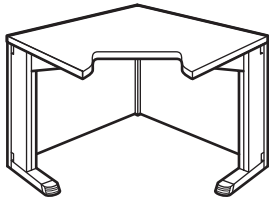


Cockpit Corner Desk Configurations

Cockpit Corner Desk with Half Modesty



Cockpit Corner Desk with Full Modesty



Choices
Panels

Choices
Electrical

Choices
Components

Choices
Deskings

Terms & Policies

Corner Desks

Dimensions			List Price			Catalog Number	Front Option	Modesty Panel	Grommet Option	Grommet Color	Top Color	Top Edge Color	Base Color	Base Edge Color	Trim Color
Depth	Width	Front Width	Laminate 1	Grade 2	3										
24" (610)	36" (914)	17" (432)	\$1961	\$2054	\$2401	CD2436	S No Cost Straight	H No Cost Half	GN No Cost No Grommet Order	Standard Smooth Finish Only	High-Pressure Laminate Color (See Surface Materials Page 10)	Edge Detail (See Surface Materials Page 9)	Specify for Modesty Panel.	Specify for Modesty Panel.	Specify for C-Legs.
	42" (1067)	25 ^{1/2} " (648)	2114	2189	2466	CD2442									
	48" (1219)	34" (864)	2208	2253	2427	CD2448									
30" (762)	36" (914)	8 ^{1/2} " (216)	\$1979	\$2037	\$2268	CD3036	C + \$43 Curved	F + \$179 Full	GY + \$20 Center	See Surface Materials Page 9	Note: Woodgrain vinyl edge not available on Cockpit Corner Desk.	High-Pressure Laminate Color (See Surface Materials Page 10)	Edge Detail (See Surface Materials Page 9)	Standard Smooth Finish Only	See Surface Materials Page 9
	42" (1067)	17" (432)	2131	2176	2350	CD3042									
	48" (1219)	25 ^{1/2} " (648)	2228	2303	2580	CD3048									
Cockpit Corner Desks															
Dimensions			List Price			Catalog Number									
Depth	Width	Front Width	Laminate 1	Grade 2	3										
24" (610)	48" (1219)	28 ^{1/2} " (724)	\$2353	\$2398	\$2572	CPCD2448									
Build your complete Part Number here:							----	—	—	--	—	----	—	----	—

Sample
Part Number:

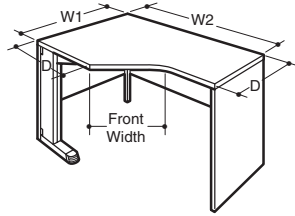
<u>CD2436</u>	<u>.C</u>	<u>.F</u>	<u>.GN</u>	<u>-</u>	<u>.JP9</u>	<u>.G</u>	<u>.JP9</u>	<u>.G</u>	<u>.G</u>			
\$1961	+	\$43	+	\$179	+	N/C	+	N/C	+	N/C	+	N/C

Choices Panels
Choices Electrical
Choices Components
Choices Deskling
Terms & Policies

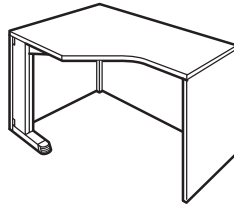
Blank lined area for content.

Right-Hand Extended Corner Desk Configurations

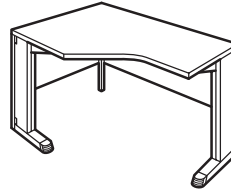
Extended Corner Desk - Right-Hand with Straight Front, Half Modesty, C-Leg and End Panel



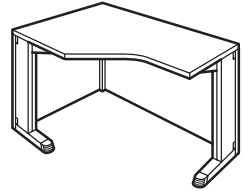
Extended Corner Desk - Right-Hand with Straight Front, Full Modesty, C-Leg and End Panel



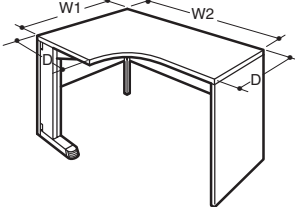
Extended Corner Desk - Right-Hand with Straight Front, Half Modesty and two C-Legs



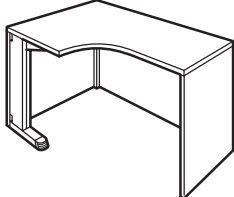
Extended Corner Desk - Right-Hand with Straight Front, Full Modesty and two C-Legs



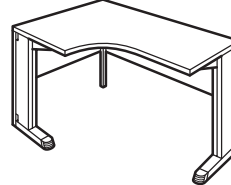
Extended Corner Desk - Right-Hand with Curved Front, Half Modesty, C-Leg and End Panel



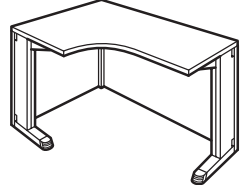
Extended Corner Desk - Right-Hand with Curved Front, Full Modesty, C-Leg and End Panel



Extended Corner Desk - Right-Hand with Curved Front, Half Modesty and two C-Legs

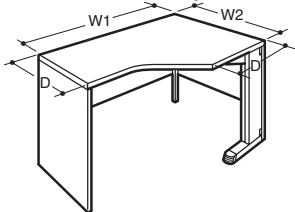


Extended Corner Desk - Right-Hand with Curved Front, Full Modesty and two C-Legs

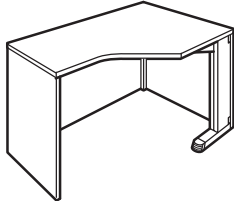


Left-Hand Extended Corner Desk Configurations


Extended Corner Desk - Left-Hand with Straight Front, Half Modesty, End Panel and C-Leg



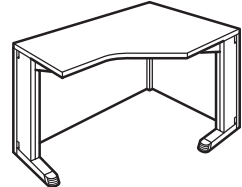
Extended Corner Desk - Left-Hand with Straight Front, Full Modesty, End Panel and C-Leg



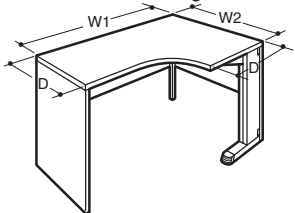
Extended Corner Desk - Left-Hand with Straight Front, Half Modesty and two C-Legs



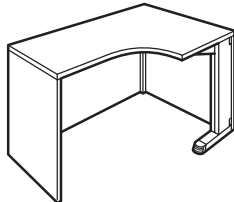
Extended Corner Desk - Left-Hand with Straight Front, Full Modesty and two C-Legs




Extended Corner Desk - Left-Hand with Curved Front, Half Modesty, End Panel and C-Leg



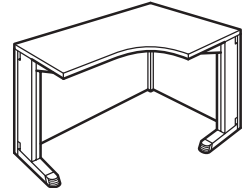
Extended Corner Desk - Left-Hand with Curved Front, Full Modesty, End Panel and C-Leg



Extended Corner Desk - Left-Hand with Curved Front, Half Modesty and two C-Legs



Extended Corner Desk - Left-Hand with Curved Front, Full Modesty and two C-Legs



Choices
Panels

Choices
Electrical

Choices
Components

Choices
Deskings

Terms & Policies

Extended Corner Desks

The Extended Corner Desk has a high-pressure laminate top with a vinyl edge, and is available with either a Curved or Straight front edge. Standard features include a Half Modesty, one End Panel, one C-Leg, and a corner support leg. Available options include a Full Modesty,

an additional C-Leg, and grommets. See Grommet information in the planning section for standard grommet locations and ordering guidelines.

The underside of the work top has pre-drilled pilot holes to accept Freestanding Flipper Units, Shelf Units, and Screens. A Placement Guide is located in the planning section.

End Panels are non-handed and can be field installed on either the left or right side.

Modesty Panels can be positioned to provide a one-inch wire management clearance at the top or at the bottom of the modesty.

Extended Corner Desks – Right-Hand

Depth	Dimensions		List Price			Catalog Number
	Width 1	Width 2	Laminate 1	Grade 2	3	
24" (610)	36" (914)	60" (1524)	\$2097	\$2172	\$2449	CD243660
	36" (914)	66" (1676)	2314	2407	2754	CD243666
	36" (914)	72" (1829)	2333	2455	2909	CD243672
24" (610)	42" (1067)	60" (1524)	\$2155	\$2230	\$2507	CD244260
	42" (1067)	66" (1676)	2371	2464	2811	CD244266
	42" (1067)	72" (1829)	2389	2482	2829	CD244272
24" (610)	48" (1219)	60" (1524)	\$2212	\$2287	\$2564	CD244860
	48" (1219)	66" (1676)	2432	2525	2872	CD244866
	48" (1219)	72" (1829)	2450	2543	2890	CD244872
30" (762)	36" (914)	60" (1524)	\$2134	\$2209	\$2486	CD303660
	36" (914)	66" (1676)	2353	2475	2929	CD303666
	36" (914)	72" (1829)	2371	2493	2947	CD303672
30" (762)	42" (1067)	60" (1524)	\$2195	\$2288	\$2635	CD304260
	42" (1067)	66" (1676)	2411	2533	2987	CD304266
	42" (1067)	72" (1829)	2432	2525	2872	CD304272
30" (762)	48" (1219)	60" (1524)	\$2253	\$2311	\$2542	CD304860
	48" (1219)	66" (1676)	2466	2588	3042	CD304866
	48" (1219)	72" (1829)	2489	2611	3065	CD304872

Extended Corner Desks – Left-Hand

Depth	Dimensions		List Price			Catalog Number
	Width 1	Width 2	Laminate 1	Grade 2	3	
24" (610)	60" (1524)	36" (914)	\$2097	\$2172	\$2449	CD246036
	66" (1676)	36" (914)	2314	2436	2890	CD246636
	72" (1829)	36" (914)	2333	2455	2909	CD247236
24" (610)	60" (1524)	42" (1067)	\$2155	\$2230	\$2507	CD246042
	66" (1676)	42" (1067)	2371	2464	2811	CD246642
	72" (1829)	42" (1067)	2389	2482	2829	CD247242
24" (610)	60" (1524)	48" (1219)	\$2212	\$2287	\$2564	CD246048
	66" (1676)	48" (1219)	2432	2525	2872	CD246648
	72" (1829)	48" (1219)	2450	2543	2890	CD247248
30" (762)	60" (1524)	36" (914)	\$2134	\$2209	\$2486	CD306036
	66" (1676)	36" (914)	2353	2475	2929	CD306636
	72" (1829)	36" (914)	2371	2493	2947	CD307236
30" (762)	60" (1524)	42" (1067)	\$2195	\$2288	\$2635	CD306042
	66" (1676)	42" (1067)	2411	2533	2987	CD306642
	72" (1829)	42" (1067)	2432	2525	2872	CD307242
30" (762)	60" (1524)	48" (1219)	\$2253	\$2311	\$2542	CD306048
	66" (1676)	48" (1219)	2466	2588	3042	CD306648
	72" (1829)	48" (1219)	2489	2611	3065	CD307248

Choices
Panels

Choices
Electrical

Choices
Components

Choices
Deskings

Terms & Policies

Pedestals, File Centers, Center Drawers and other Filing and Storage Units are specified separately for maximum flexibility. These units are offered in the Filing and Storage price list.

Note: Center Drawers and Pencil Drawers are available for use in the corner of an Extended Corner Desk if the front corner width is greater than 22" (559).

Dimensions		
Depth	Width	Front Width
24" (610)	36" (914)	17" (432)
	42" (1062)	25 1/2" (648)
	48" (1219)	34" (864)
30" (762)	36" (914)	8 1/2" (216)
	42" (1062)	17" (432)
	48" (1219)	25 1/2" (648)

	Front Option	Modesty Panel	End Supports		Grommet Option	Grommet Color	Top Color	Top Edge Color	Base Color	Base Edge Color	Trim Color
	S No Cost Straight C + \$43 Curved	H No Cost Half F + \$179 Full	P No Cost End Panel L + \$108 C-Leg	L No Cost C-Leg	GN No Cost No Grommet Order GY + \$28 Two Grommets	Standard Smooth Finish Only See Surface Materials Page 9	High-Pressure Laminate Color (See Surface Materials Page 10)	Edge Detail (See Surface Materials Page 9)	Specify for Modesty/ End Panel(s). High-Pressure Laminate Color (See Surface Materials Page 10)	Specify for Modesty/ End Panel(s).	Specify only if C-Leg is selected. Standard Smooth Finish Only See Surface Materials Page 9
Build your complete Part Number here:	-	-	-	-	--	-	---	-	---	-	-

Sample Part Number:	CD303660	.C	.F	.L	.L	.GY	.G	.553	.G	.553	.G	.G								
Total Cost \$2492 =	\$2134	+	\$43	+	\$179	+	\$108	N/C	+	\$28	+	N/C	+	N/C	+	N/C	+	N/C	+	N/C

Extended Cockpit Corner Desks

The Extended Cockpit Corner Desk creates a wrap-around effect which provides deeper access into the corner work top. The front opening is 28½"(724)-wide, accommodating most chairs or a keyboard tray.

The Extended Cockpit Corner Desk has a high-pressure laminate top with vinyl edge. Standard features include a Half Modesty, one End Panel, one C-Leg, and a corner support leg. Available options include a Full Modesty, an additional C-Leg, and grommets. See Grommet information in the

planning section for standard grommet locations and ordering guidelines.

The underside of the work top has pre-drilled pilot holes to accept Freestanding Flipper Units, Shelf Units, and Screens. A Placement Guide is located in the planning section.

End Panels are non-handed and can be field installed on either the left or right side.

Modesty Panels can be positioned to provide a one-inch wire management clearance at the top or at the bottom of the modesty.

Pedestals, File Centers, Center Drawers and other Filing and Storage Units are specified separately for maximum flexibility. These units are offered in the Filing and Storage price list.

Note: When specifying grommets where Pedestals are being used, please refer to Integrating Storage into Choices Desking Furniture in the planning section for guidelines.

Dimensions		
Depth	Width	Front Width
24" (610)	48" (1219)	28½" (724)

Extended Cockpit Corner Desks – Right-Hand

Depth	Dimensions		List Price			Catalog Number
	Width 1	Width 2	Laminate 1	Grade 2	3	
24" (610)	48" (1219)	60" (1524)	\$2314	\$2389	\$2666	ECPCDR244860
	48" (1219)	66" (1676)	2528	2650	3104	ECPCDR244866
	48" (1219)	72" (1829)	2548	2641	2988	ECPCDR244872

Extended Cockpit Corner Desks – Left-Hand

Depth	Dimensions		List Price			Catalog Number
	Width 1	Width 2	Laminate 1	Grade 2	3	
24" (610)	60" (1524)	48" (1219)	\$2314	\$2389	\$2666	ECPCDL246048
	66" (1676)	48" (1219)	2528	2650	3104	ECPCDL246648
	72" (1829)	48" (1219)	2548	2641	2988	ECPCDL247248

Choices
Panels

Choices
Electrical

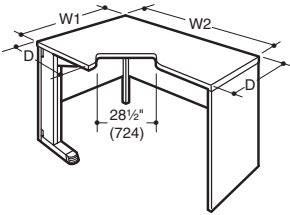
Choices
Components

Choices
Desking

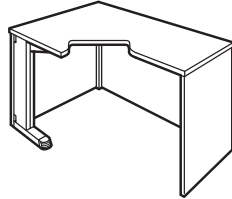
Terms & Policies

Right-Hand Extended Cockpit Corner Desk Configurations

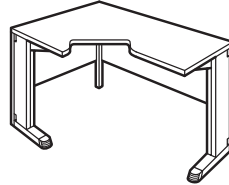
Extended Cockpit Corner Desk - Right-Hand with Half Modesty, C-Leg and End Panel



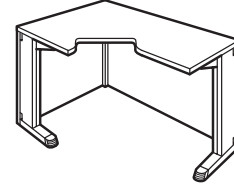
Extended Cockpit Corner Desk - Right-Hand with Full Modesty, C-Leg and End Panel



Extended Cockpit Corner Desk - Right-Hand with Half Modesty and two C-Legs

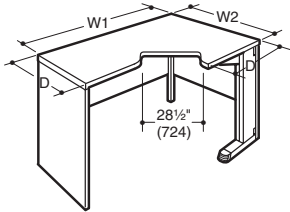


Extended Cockpit Corner Desk - Right-Hand with Full Modesty and two C-Legs

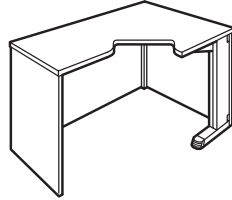


Left-Hand Extended Cockpit Corner Desk Configurations

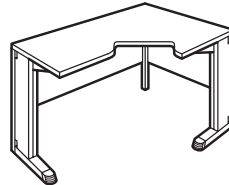
Extended Cockpit Corner Desk - Left-Hand with Half Modesty, End Panel and C-Leg



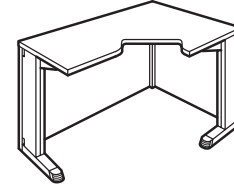
Extended Cockpit Corner Desk - Left-Hand with Full Modesty, End Panel and C-Leg



Extended Cockpit Corner Desk - Left-Hand with Half Modesty and two C-Legs



Extended Cockpit Corner Desk - Left-Hand with Straight Front, Full Modesty and two C-Legs



		Modesty Panel	End Supports		Grommet Option	Grommet Color	Top Color	Top Edge Color	Base Color	Base Edge Color	Trim Color
		H No Cost Half F + \$179 Full	P No Cost End Panel L + \$108 C-Leg	L No Cost C-Leg	GN No Cost No Grommet GY + \$28 Two Grommets	Standard Smooth Finish Only See Surface Materials Page 9	High-Pressure Laminate Color (See Surface Materials Page 10)	Edge Detail (See Surface Materials Page 9) Note: Wood-grain vinyl edge not available on Cockpit Corner Desk.	Specify for Modesty/End Panel(s). High-Pressure Laminate Color (See Surface Materials Page 10)	Specify for Modesty/End Panel(s). Edge Detail (See Surface Materials Page 9)	Specify only if C-Leg is selected. Standard Smooth Finish Only See Surface Materials Page 9
Build your complete Part Number here:		-----	-	-	-	-	---	-	---	-	-

Sample Part Number:

ECPCDR244872	.F	.L	.L	.GY	.G	.JP9	.G	.G	.G	.G
--------------	----	----	----	-----	----	------	----	----	----	----

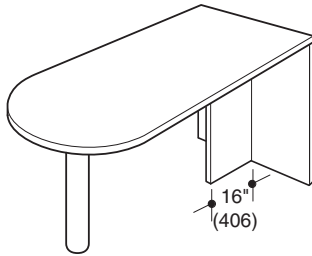
Total Cost \$2863 =

\$2548	+	\$179	+	\$108	+	N/C	+	\$28	+	N/C	+	N/C	+	N/C	+	N/C	+	N/C	+	N/C
--------	---	-------	---	-------	---	-----	---	------	---	-----	---	-----	---	-----	---	-----	---	-----	---	-----

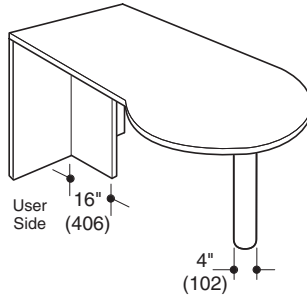
Choices Panels
Choices Electrical
Choices Components
Choices Deskling
Terms & Policies

Peninsula Desk Configurations

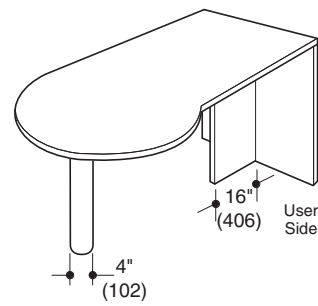
D-Shaped Peninsula Desk with Standard T-Base Support



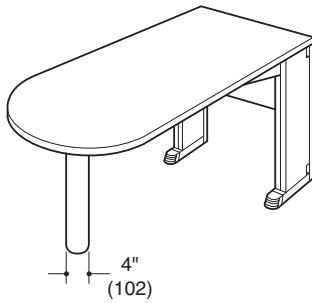
P-Shaped Right-Hand Peninsula Desk with Standard T-Base Support



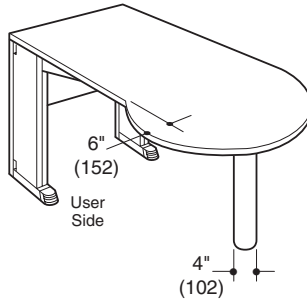
P-Shaped Left-Hand Peninsula Desk with Standard T-Base Support



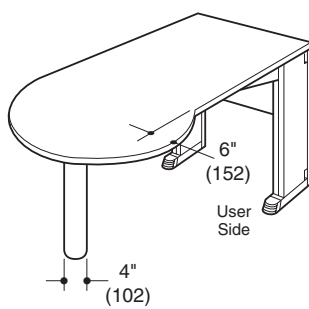
D-Shaped Peninsula Desk with C-Legs and Half Modesty.



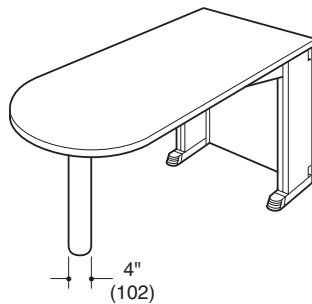
P-Shaped Right-Hand Peninsula Desk with C-Legs and Half Modesty.



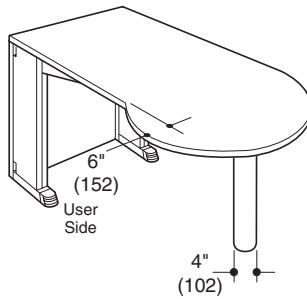
P-Shaped Left-Hand Peninsula Desk with C-Legs and Half Modesty.



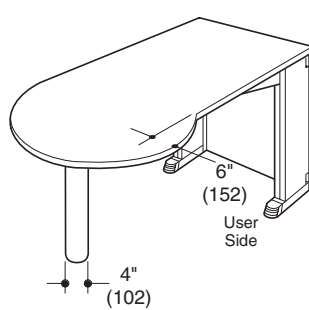
D-Shaped Peninsula Desk with C-Legs and Full Modesty.



P-Shaped Right-Hand Peninsula Desk with C-Legs and Full Modesty.



P-Shaped Left-Hand Peninsula Desk with C-Legs and Full Modesty.



Choices
Panels

Choices
Electrical

Choices
Components

Choices
Deskings

Terms & Policies

Peninsula Desks

Peninsula Desks have high-pressure laminate D or P shaped tops with vinyl edging. Standard features include a T-Base support and adjustable height center support column. Available options include two C-Legs with a Half Modesty or Full Modesty, and grommets. See Grommet information in the planning section for standard grommet locations and ordering guidelines.

The underside of the work top has pre-drilled pilot holes to accept Freestanding Flipper Units, Shelf Units, and Screens.

A Placement Guide is located in the planning section.

Modesty Panels can be positioned to provide a one-inch wire management clearance at the top or at the bottom of the modesty (C-Leg version only).

Pedestals, File Centers, Center Drawers and other Filing and Storage Units are specified separately for maximum flexibility. These units are offered in the Filing and Storage price list.

Note: A Peninsula Desk must be connected to other Freestanding units for proper stability. Peninsula Desks with T-Base Supports require a Return Attachment Kit (RAKH or RAKF) to make this connection. The Return Attachment Kit must be ordered separately.

Peninsula Desks

Dimensions		List Price			Catalog Number
Depth	Width	Laminate 1	Grade 2	3	
30" (762)	60" (1524)	\$ 1353	\$ 1411	\$ 1642	PD3060
	66" (1676)	1450	1543	1890	PD3066
	72" (1829)	1473	1566	1913	PD3072
36" (914)	60" (1524)	\$1527	\$1602	\$ 1879	PD3660
	66" (1676)	1703	1778	2055	PD3666
	72" (1829)	1726	1819	2166	PD3672

Choices
Panels

Choices
Electrical

Choices
Components

Choices
Deskings

Terms & Policies

		Table Shape	End Support	Modesty Panel	Grommet Option	Grommet Color	Top Color	Top Edge Color	Base Color	Base Edge Color	Trim Color
		D No Cost D-Shape PR + \$81 P-Shape Right-Hand PL + \$81 P-Shape Left-Hand	T No Cost T-Base L + \$219 Two C-Legs	H No Cost Half (Not avail- able with T-Base End Support option) F + \$135 Full (Not avail- able with T-Base End Support option)	GN No Cost No Grommet GY + \$28 Two Grommets	Standard Smooth Finish Only See Surface Materials Page 9	High- Pressure Laminate Color (See Surface Materials Page 10)	Edge Detail (See Surface Materials Page 9)	Specify for Modesty or T-Base. High- Pressure Laminate Color (See Surface Materials Page 10)	Specify for Modesty or T-Base. Edge Detail (See Surface Materials Page 9)	Specify for Column and C-Leg if selected. Standard Finishes No Cost Premium Finishes +\$42 See Surface Materials Page 9
Build your complete Part Number here:	-----	--	-	-	--	-	----	-	----	-	-

- Choices
Panels
- Choices
Electrical
- Choices
Components
- Choices
Deskings
- Terms & Policies

Sample Part Number:	PD3660	.PR	.T	.F	.GY	.G	.JP9	.G	.JP9	.G											
Total Cost \$1771 =	\$1527	+	\$81	+	N/C	+	\$135	+	\$28	+	N/C	+	N/C	+	N/C	+	N/C	+	N/C	+	N/C

Extended D-Shaped Peninsula Desks

Extended D-Shaped Peninsula Desks have high-pressure laminate tops with vinyl edging. Standard features include a Half Modesty and two C-Legs. Available options include a Full Modesty, and grommets. See Grommet information in the planning section for standard grommet locations and ordering guidelines.

The underside of the work top has pre-drilled pilot holes to accept Freestanding Flipper Units, Shelf Units, and Screens. A Placement Guide is located in the planning section.

Modesty Panels can be positioned to provide a one-inch wire management clearance at the top or at the bottom of the modesty.

Choices Panels
Choices Electrical
Choices Components
Choices Deskling
Terms & Policies

Extended D-Shaped Peninsula Desks – Right-Hand

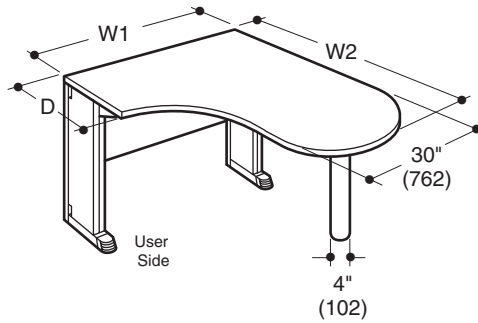
Depth	Dimensions		List Price Laminate Grade			Catalog Number
	Width 1	Width 2	1	2	3	
24" (610)	48" (1219)	60" (1524)	\$1568	\$1613	\$1787	EDDR244860
	48" (1219)	72" (1829)	1685	1778	2125	EDDR244872
30" (762)	48" (1219)	72" (1829)	1703	1778	\$2055	EDDR304872

Extended D-Shaped Peninsula Desks – Left-Hand

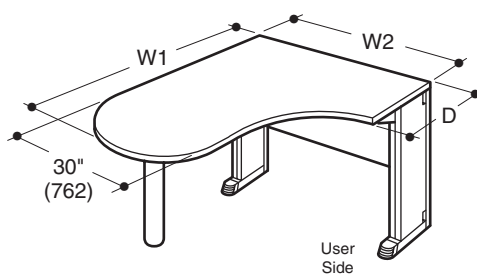
Depth	Dimensions		List Price Laminate Grade			Catalog Number
	Width 1	Width 2	1	2	3	
60" (1524)	48" (1219)	24" (610)	\$1568	\$1613	\$1787	EDDL604824
72" (1829)	48" (1219)		1685	1778	2125	EDDL724824
72" (1829)	48" (1219)	30" (762)	\$1703	\$1778	\$2055	EDDL724830

Extended D-Shaped Peninsula Desk Configurations

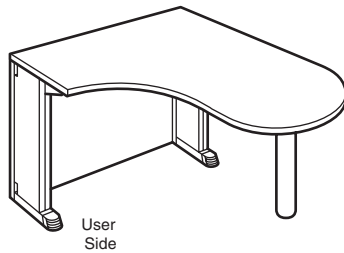
Extended D-Shaped Right-Hand Peninsula Desk with Half Modesty and C-Legs



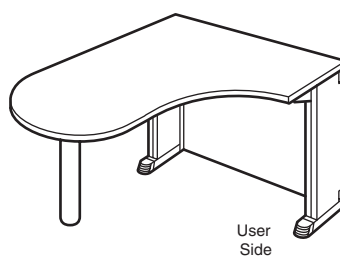
Extended D-Shaped Left-Hand Peninsula Desk with Half Modesty and C-Legs



Extended D-Shaped Right-Hand Peninsula Desk with Full Modesty and C-Legs



Extended D-Shaped Left-Hand Peninsula Desk with Full Modesty and C-Legs



		Modesty Panel	Grommet Option	Grommet Color	Top Color	Top Edge Color	Base Color	Base Edge Color	Trim Color						
		H No Cost Half F + \$135 Full	GN No Cost No Grommet GY + \$28 Two Grommets	Standard Smooth Finish Only See Surface Materials Page 9	High-Pressure Laminate Color (See Surface Materials Page 10)	Edge Detail (See Surface Materials Page 9)	Specify for Modesty Panel. High-Pressure Laminate Color (See Surface Materials Page 10)	Specify for Modesty Panel. Edge Detail (See Surface Materials Page 9)	Specify for Column and C-Legs. Standard Finishes No Cost Premium Finishes +\$42 See Surface Materials Page 9						
Build your complete Part Number here:	_____	—	—	—	—	—	—	—	—						
Sample Part Number:	EDDR244872	.F	.GY	.G	.JP9	.G	.JP9	.G	.G						
Total Cost \$1848 =	\$1685	+	\$135	+	\$28	+	N/C	+	N/C	+	N/C	+	N/C	+	N/C

Peninsula Returns

Peninsula Returns are used in Desking applications as an extension off the front edge of a Freestanding Desk.

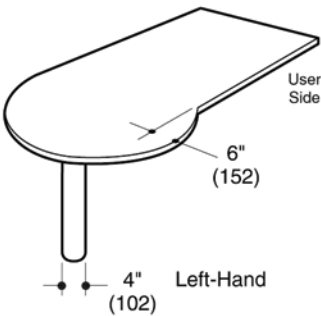
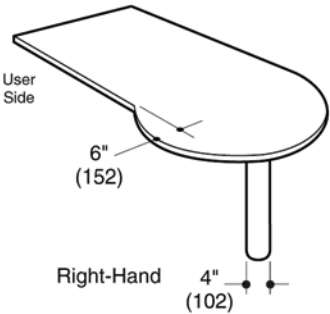
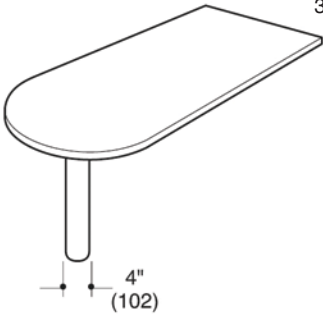
The Peninsula Return has a high pressure laminate D-or P-shaped top with vinyl edging. Includes an adjustable height center support column. Grommets are not available in Freestanding applications due to the placement of the work top.

Pedestals, File Centers, Center Drawers and other Filing and Storage Units are specified separately for maximum flexibility. These units are offered in the Filing and Storage price list.

Note: Flush Support Plates (SICSP) are required to attach the Peninsula Return to the front edge of a Freestanding Desk, and must be ordered separately.

Peninsula Returns

Dimensions		List Price			Catalog Number	Table Shape	Top Color	Trim Color	Edge Color
Depth	Width	Laminate 1	Grade 2	3					
30" (762)	60" (1524)	\$843	\$888	\$1062	PR3060	D No Cost D-Shape	High-Pressure Laminate Color (See Surface Materials Page 10)	Standard Finishes No Cost	See Surface Materials Page 9
	66" (1676)	942	1000	1231	PR3066				
	72" (1829)	957	1015	1246	PR3072				
36" (762)	60" (1524)	\$902	\$947	\$1121	PR3660	PR + \$81 P-Shape Right-Hand PL + \$81 P-Shape Left-Hand		Premium Finishes +\$42	See Surface Materials Page 9
	66" (1676)	1114	1172	1403	PR3666				
	72" (1829)	1138	1196	1427	PR3672				
Build your complete Part Number here:						---	--	---	-



Sample Part Number:

PR3072	.D	.JP9	.Y	.Y
--------	----	------	----	----

Total Cost \$957 =

\$957	+	N/C	+	N/C	+	N/C	+	N/C
-------	---	-----	---	-----	---	-----	---	-----

Choices
Panels

Choices
Electrical

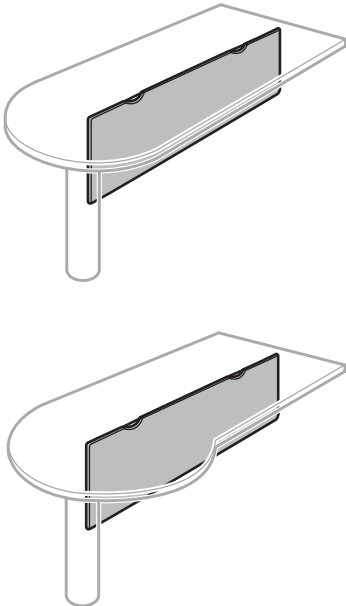
Choices
Components

Choices
Desking

Terms & Policies

Peninsula Modesty

The Peninsula Modesty is a half-height opaque black mesh fabric panel designed to attach on the underside surface of Peninsula Desk and Return Work Tops. The modesty panel includes a mesh pocket for cable management and attachment hardware.



Peninsula Modesty

Fits Peninsula Desk and Return Work Top Width	Actual Width	Actual Height	List Price	Catalog Number
42" (1067), 48" (1219)	30" (762)	12" (305)	\$196	PDM48
54" (1372), 60" (1524)	38" (965)	12" (305)	231	PDM60
66" (1676)	44" (1118)	12" (305)	256	PDM66
72" (1829)	50" (1270)	12" (305)	272	PDM72

Build your complete Part Number here:

Choices
Panels

Choices
Electrical

Choices
Components

Choices
Deskling

Terms & Policies

PDM72

Total Cost \$272 =

\$272

Standard Returns

Standard Returns are designed to be used as an extension off the front edge of a Freestanding Desk, off the sides of a Corner Desk, or off the side of a Peninsula Desk. The Standard Return has a rectangular, high-pressure laminate top with vinyl edging. Standard features include a Half Modesty and one End Panel. Other available options include a Full Modesty, a C-Leg, and grommets. See Grommet information in the planning section for standard grommet locations and ordering guidelines.

The underside of the work top has pre-drilled pilot holes to accept Freestanding Flipper Units, Shelf Units, and Screens. A Placement Guide is located in the planning section.

End Panels are non-handed and can be field installed on either the left or right side.

Modesty Panels can be positioned to provide a one-inch wire management clearance at the top or at the bottom of the modesty.

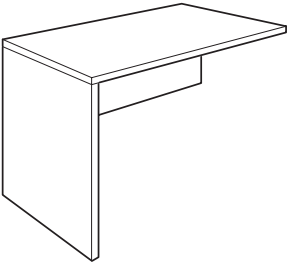
Pedestals, File Centers, Center Drawers and other Filing and Storage Units are specified separately for maximum flexibility. These units are offered in the Filing and Storage price list.

Note: When attaching a Standard Return to the front of a Freestanding Desk, the Freestanding Desk should be specified with an End Panel on the attachment side. A Return Attachment Kit (RAKH or RAKF) is required to attach the Standard Return to a Freestanding Desk, and must be ordered separately.

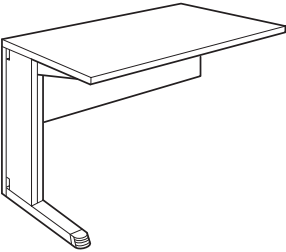
Standard Returns

Dimensions		List Price			Catalog Number
Depth	Width	Laminate	Grade		
		1	2	3	
24" (610)	36" (814)	\$683	\$719	\$860	SR2436
	42" (1067)	725	761	902	SR2442
	48" (1219)	744	780	921	SR2448
	60" (1524)	820	878	1109	SR2460
	66" (1676)	957	1015	1246	SR2466
	72" (1829)	979	1037	1268	SR2472
30" (762)	36" (814)	\$781	\$809	\$921	SR3036
	42" (1067)	820	856	997	SR3042
	48" (1219)	843	871	983	SR3048
	60" (1524)	919	964	1138	SR3060
	66" (1676)	1056	1131	1408	SR3066
	72" (1829)	1077	1135	1366	SR3072

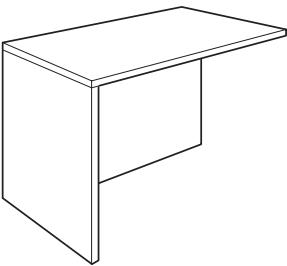
Return with Half Modesty and End Panel



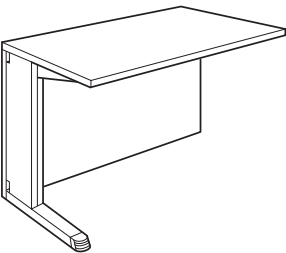
Return with Half Modesty and C-Leg



Return with Full Modesty and End Panel



Return with Full Modesty and C-Leg



			Modesty Panel	End Support	Grommet Option	Grommet Color	Top Color	Top Edge Color	Base Color	Base Edge Color	Trim Color
			H No Cost Half F + \$135 Full	P No Cost End Panel L + \$108 C-Leg	GN No Cost No Grommet GY + \$28 Two Grommets	Standard Smooth Finish Only See Surface Materials Page 9	High-Pressure Laminate Color (See Surface Materials Page 10)	Edge Detail (See Surface Materials Page 9)	Specify for Modesty/ End Panel(s). High-Pressure Laminate Color (See Surface Materials Page 10)	Specify for Modesty/ End Panel(s). Edge Detail (See Surface Materials Page 9)	Specify only if C-Leg is selected. Standard Smooth Finish Only See Surface Materials Page 9
Build your complete Part Number here:		-----	--	--	-	---	-	---	-	-	

Choices
Panels

Choices
Electrical

Choices
Components

Choices
Deskling

Terms & Policies

Sample Part Number:

SR2436	.F	.L	.GY	.G	.JP9	.G	.JP9	.G	.G
-----	-	-	-	-	---	-	---	-	-

Total Cost \$954 =

\$683	+	\$135	+	\$108	+	\$28	+	N/C	+	N/C	+	N/C	+	N/C	+	N/C
-------	---	-------	---	-------	---	------	---	-----	---	-----	---	-----	---	-----	---	-----

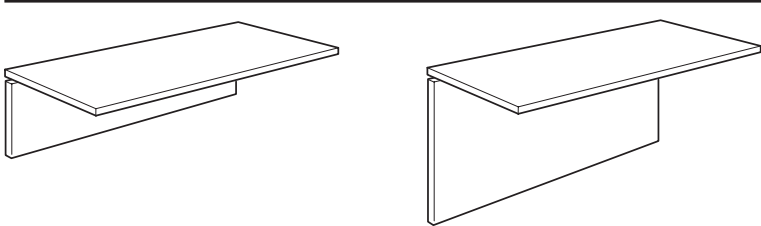
Standard Bridges

The Standard Bridge is designed to be used as a connection between two Freestanding Desks to create a U-shaped configuration. The Standard Bridge has a rectangular, high-pressure laminate top with vinyl edge. Standard features include a Half Modesty. Other available options include a Full Modesty and grommets. See grommet information in the planning section for standard grommet locations and ordering guidelines.

The underside of the work top has pre-drilled pilot holes to accept Freestanding Screens. Standard Bridges are not designed to support Flipper Units or Shelf Units.

Modesty Panels can be positioned to provide a one-inch wire management clearance at the top or at the bottom of the modesty.

Note: Each end of a Standard Bridge that attaches to the front of a Freestanding Desk with End Panel supports, requires a Return Attachment Kit (RAKH or RAKF), ordered separately.



Standard Bridges

Dimensions		List Price			Catalog Number	Modesty Panel	Grommet Option	Grommet Color	Top Color	Top Edge Color	Base Color	Base Edge Color
Depth	Width	Laminate 1	Laminate 2	Grade 3								
24" (610)	36" (814)	\$431	\$459	\$571	SB2436 SB2442 SB2448 SB2460 SB2466 SB2472	H No Cost Half F + \$135 Full	GN No Cost No Grommet GY + \$28 Two Grommets	Standard Smooth Finish Only See Surface Materials Page 9	High-Pressure Laminate Color (See Surface Materials Page 10)	Edge Detail (See Surface Materials Page 9)	Specify for Modesty Panel. High-Pressure Laminate Color (See Surface Materials Page 10)	Specify for Modesty Panel. Edge Detail (See Surface Materials Page 9)
	42" (1067)	470	498	610								
	48" (1219)	487	515	627								
	60" (1524)	545	590	764								
	66" (1676)	705	780	1057								
	72" (1829)	725	800	1077								
30" (762)	36" (814)	\$487	\$515	\$627	SB3036 SB3042 SB3048 SB3060 SB3066 SB3072							
	42" (1067)	528	556	668								
	48" (1219)	545	573	685								
	60" (1524)	605	680	957								
	66" (1676)	766	824	1055								
	72" (1829)	781	839	1070								
Build your complete Part Number here:					-----	-	--	-	---	-	----	-

Sample Part Number:

SB3072	.H	.GY	.G	.JP9	.G	.JP9	.G			
\$781	+	N/C	+	N/C	+	N/C	+	N/C	+	N/C

Total Cost \$781 =

Modesty Side Rail Attachment Kit

The Modesty Side Rail Attachment Kit secures the top and modesty panel of a return or bridge to a panel side rail. The kit contains both left and right brackets with mounting screws.

Available in standard smooth Trim color.

RETURN ATTACHMENT KIT

The Return Attachment Kit attaches Returns and Bridges to the front of a desk, and is also used to attach T-Base supported Peninsula Desks to

adjacent Freestanding Desks. One Kit is required for Standard Returns; two Kits are required for Standard Bridges.

Return Attachment Kit for Desk with a Half Modesty

The Kit contains a modesty to end panel bracket, available in trim color, Flush Support Plates in black trim color for work top-to-work top attachment, and the necessary mounting screws.

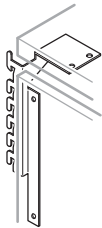
Return Attachment Kit for Desk with a Full Modesty

The Kit contains two modesty to end panel brackets, available in trim color, Flush Support Plates in black trim color for work top-to-work top attachment, and the necessary mounting screws.

Flush Support Plates

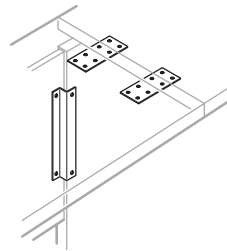
Flush Support Plates connect a work surface that extends from an adjacent work surface at the same level. Includes two mounting plates and screws.

Available in Black only.



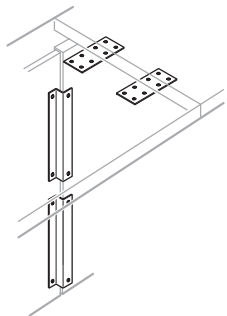
Modesty Side Rail Attachment Kit

	List Price	Catalog Number	Trim Color
	\$77	MSRAK	Standard Smooth Finish Only



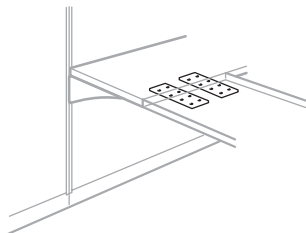
Return Attachment Kit for Desk with a Half Modesty

	List Price	Catalog Number
	\$66	RAKH



Return Attachment Kit for Desk with a Full Modesty

	List Price	Catalog Number
	\$88	RAKF



Flush Support Plates

Dimensions		List Price	Catalog Number	
Length	Width			
7 ³ / ₈ " (187)	2" (51)	\$60	SICSP	
Includes Two Support Plates				
Build your complete Part Number here:			----	-

Sample Part Number:

RAKH	.Y
------	----

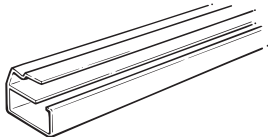
Total Cost \$66 =

\$66	+	N/C
------	---	-----

Horizontal Wire Manager

The Horizontal Wire Manager accommodates electrical cords and communication cables. It attaches under all work tops and desks. Includes mounting hardware.

Available in Black only.



Horizontal Wire Manager

Dimensions			List Price	Catalog Number
Depth	Length	Height		
3" (76)	30" (762)	2" (51)	\$44	HWM30
Build your complete Part Number here:				-----

Choices
Panels

Choices
Electrical

Choices
Components

Choices
Deskling

Terms & Policies

Sample Part Number:

HWM30

Total Cost \$44 =

\$44

FREESTANDING FLIPPER UNITS

The Freestanding Flipper Unit attaches to Freestanding Desks of the same nominal width to serve a variety of storage and privacy needs. Freestanding Flipper Units are available with a painted or fabric covered locking door that stores over the top. The Flipper Unit is 15^{5/8}" (397)-deep, and accommodates standard and A4 11^{7/16}" x 12^{5/8}" (291 x 321) size binders.

Units include a steel door with lock, steel cover, steel shelf and composite end panels, a back panel, and a fabric covered tackboard below the shelf. The shelf is designed with a ⁵/₈" (16) gap along the back

to allow cable passage. The back panel is surfaced with a high-pressure laminate. Optional factory installed accessories include the Quarterback.

The Quarterback is a 1¹/₂" (38)-high back stop.

*Note: 66" (1676) and 72" (1829)-wide units have a single shelf, two door fronts and two tackboards.

Shipped ready to assemble.

Note: For fabric orientation, refer to the table located in the Fabric Planning section.

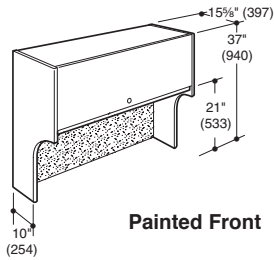
Painted Front

Painted front units have color matched locking steel door, steel cover and steel shelf.

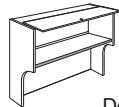
Fabric Front

Fabric front units have a fabric covered locking steel door and selected trim color, painted steel cover and steel shelf.

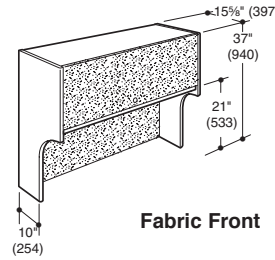
Note: Resin or composite end supports or end panels, and quarterbacks are not available in textured or premium trim finishes. If textured or premium trim finish is specified, these components will match the standard smooth trim color. For example, if Textured Stucco (TJ) is specified these components will be Stucco (J) in trim finish.



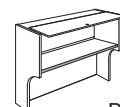
Painted Front



Door stores over the top



Fabric Front



Door stores over the top

Freestanding Flipper Unit — Painted Front

Dimensions Width	List Price Tackboard Fabric Grade						Catalog Number	Tackboard Fabric	Trim Color	Quarter- back	Lock Type	Lock
	0/1	2	3	4	5	6						
30" (762)	\$ 1310	\$ 1350	\$ 1372	\$ 1410	\$ 1451	\$ 1494	FRF30	See Surface Materials Page 8	Standard Finishes No Cost Premium Finishes + \$42 See Surface Materials Page 9	QN No Cost No Quarter- back QY + \$28 Quarter- back Will match trim color in standard smooth finish	PK Pack	RDM No Cost Random *KA - \$-16 Key-Alike *Note: Be sure to order Core/ Key sets (PLCAK) separately (1 per unit)
36" (914)	1417	1465	1490	1527	1570	1610	FRF36					
42" (1067)	1518	1566	1591	1628	1671	1711	FRF42					
48" (1219)	1589	1641	1666	1704	1745	1786	FRF48					
60" (1524)	1652	1702	1729	1774	1821	1871	FRF60					
66" (1676)	2030	2092	2124	2239	2362	2489	FRF66*					
72" (1829)	2083	2149	2183	2304	2438	2573	FRF72*					

Freestanding Flipper Unit — Fabric Front

Dimensions Width	List Price Fabric Grade**						Catalog Number	Door Front Fabric	Tack- board Fabric
	0/1	2	3	4	5	6			
30" (762)	\$ 1401	\$ 1444	\$ 1467	\$ 1532	\$ 1605	\$ 1680	FRFF30	See Surface Materials Page 8	
36" (914)	1495	1543	1568	1634	1708	1782	FRFF36		
42" (1067)	1575	1627	1652	1717	1791	1865	FRFF42		
48" (1219)	1664	1720	1746	1814	1885	1959	FRFF48		
60" (1524)	1726	1781	1808	1881	1963	2044	FRFF60		
66" (1676)	2125	2189	2225	2393	2583	2771	FRFF66*		
72" (1829)	2200	2271	2306	2485	2683	2879	FRFF72*		

**Fabric Grade will be determined by taking the highest grade fabric chosen for either the door front or tackboard.

Build your complete Part Number here:

---	---	---	---	---	---	---
-----	-----	-----	-----	-----	-----	-----

Lock Option

If "RDM" is selected, the unit will ship with a lock and core in place. If "KA" is selected, the unit will ship without a lock or core at a reduced price, and the core/key set must be ordered separately and field installed: PLCAK (Pack).

Sample
Part Number:

FRFF36	.MA1	.MA1	.FG	.QN	.PK	.RDM
--------	------	------	-----	-----	-----	------

Total Cost \$1585 =

\$1543	+	N/C	+	N/C	+	\$42	+	N/C	+	N/C	+	N/C
--------	---	-----	---	-----	---	------	---	-----	---	-----	---	-----

CABINET UNIT

The Cabinet Unit attaches to Freestanding Desks of the same nominal width to serve a variety of storage and privacy needs. Cabinet Units are available with a painted or fabric covered locking door that stores below the top shelf. The Cabinet Unit is 15⁵/₈" (397)-deep, and accommodates standard and A4 11⁷/₁₆" x 12⁵/₈" (291 x 321) size binders.

Units include a steel door with lock, steel cover, steel shelf and color matched composite end panels, a back panel, and a fabric covered tackboard below the shelf. The shelf is designed with a ⁵/₈"

(16) gap along the back to allow cable passage. The back panel is surfaced with a high-pressure laminate. Optional factory installed accessories include the Quarterback.

The Quarterback is a 1¹/₂" (38)-high back stop.

*Note: 66" (1676) and 72" (1829)-wide units have a single shelf, two door fronts and two tackboards.

Shipped ready to assemble.

Note: For fabric orientation, refer to the table located in the Fabric Planning section.

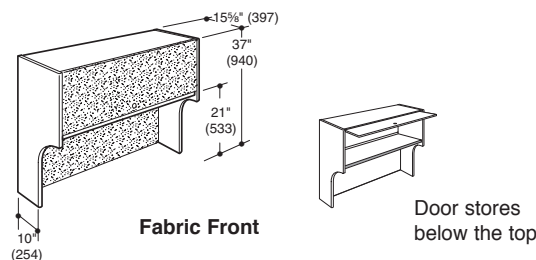
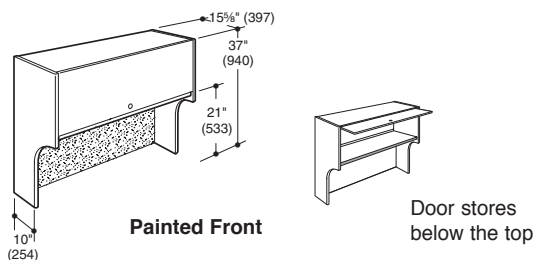
Painted Front

Painted front units have color matched locking steel door, steel cover and steel shelf.

Fabric Front

Fabric front units have a fabric covered locking steel door and selected trim color, painted steel cover and steel shelf.

Note: Resin or composite end supports or end panels, and quarterbacks are not available in textured or premium trim finishes. If textured or premium trim finish is specified, these components will match the standard smooth trim color. For example, if Textured Stucco (TJ) is specified these components will be Stucco (J) in trim finish.



Cabinet Unit — Painted Front

Dimensions Width	List Price						Catalog Number	Tackboard Fabric	Trim Color	Quarter- back	Lock Type	Lock
	0/1	2	3	4	5	6						
30" (762)	\$1622	\$1660	\$1682	\$1721	\$1762	\$1804	CU30	See Surface Materials Page 8	Standard Finishes No Cost Premium Finishes + \$42 See Surface Materials Page 9	QN No Cost No Quarter- back QY + \$28 Quarter- back Will match trim color in standard smooth finish	PK Pack	RDM No Cost Random *KA - \$-16 Key-Alike *Note: Be sure to order Core/ Key sets (PLCAK) separately (1 per unit)
36" (914)	1749	1793	1822	1859	1902	1942	CU36					
42" (1067)	1844	1888	1917	1954	1997	2037	CU42					
48" (1219)	1959	2011	2036	2074	2115	2156	CU48					
60" (1524)	2015	2065	2091	2135	2183	2233	CU60					
66" (1676)	2399	2461	2492	2566	2651	2736	CU66*					
72" (1829)	2490	2554	2589	2665	2748	2831	CU72*					

Cabinet Unit — Fabric Front

Dimensions Width	List Price						Catalog Number	Door Front Fabric	Tack- board Fabric	Trim Color	Quarter- back	Lock Type	Lock
	0/1	2	3	4	5	6							
30" (762)	\$1731	\$1773	\$1795	\$1861	\$1934	\$2009	CUF30	See Surface Materials Page 8					
36" (914)	1823	1867	1894	1961	2035	2108	CUF36						
42" (1067)	1935	1985	2012	2077	2151	2225	CUF42						
48" (1219)	2031	2086	2113	2181	2252	2326	CUF48						
60" (1524)	2126	2181	2208	2281	2363	2444	CUF60						
66" (1676)	2490	2554	2589	2720	2868	3015	CUF66*						
72" (1829)	2584	2654	2688	2819	2967	3115	CUF72*						

**Fabric Grade will be determined by taking the highest grade fabric chosen for either the door front or tackboard.

**Build your complete
Part Number here:**

---	---	---	---	---	---	---
-----	-----	-----	-----	-----	-----	-----

Lock Option

If "RDM" is selected, the unit will ship with a lock and core in place. If "KA" is selected, the unit will ship without a lock or core at a reduced price, and the core/key set must be ordered separately and field installed: PLCAK (Pack).

**Sample
Part Number:**

CUF36	.MA1	.MA1	.K	.QN	.PK	.RDM
\$1867	+	N/C	+	N/C	+	N/C

Total Cost \$1867 =

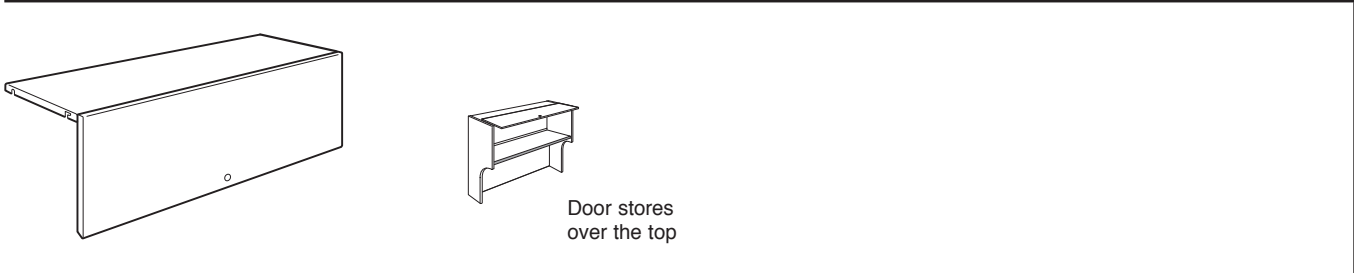
Flipper Door Conversion Kits – Painted or Fabric Front

The Flipper Door Conversion Kit converts the Freestanding Shelf Unit (FRS) to a locking Freestanding Flipper Unit with a door that stores over the top. The kit includes a painted or fabric-covered door, steel cover, door mechanism, and attachment hardware.

Note: For fabric orientation, refer to the table located in the Fabric Planning section.

Lock Option

If “RDM” is selected, the unit will ship with a lock and core in place. If “KA” is selected, the unit will ship without a lock or core at a reduced price, and the core/key set must be ordered separately and field installed: PLCAK (Pack).



Flipper Door Conversion Kits — Painted or Fabric Front (To Convert FRS to FRF or FRFF)

Dimensions Width		List Price Fabric Grade							Catalog Number	Front Type	Front Fabric	Trim Color	Lock Type	Lock
		Painted	0/1	2	3	4	5	6						
30" (762)		\$447	\$476	\$503	\$523	\$547	\$572	\$611	FDC30	PF Painted	See Surface Materials Page 8	Standard Finishes No Cost	PK Pack	RDM No Cost Random
36" (914)		454	484	510	531	567	606	644	FDC36					
42" (1067)		463	493	523	550	585	623	662	FDC42	FF Fabric	See Surface Materials Page 9	Premium Finishes + \$42		*KA - \$-16 Key- Alike
48" (1219)		490	518	547	572	607	646	684	FDC48					
60" (1524)		556	584	622	655	688	728	769	FDC60					
Build your complete Part Number here:									— — — —	— —	— — —	— — — —	— —	— — —

Sample Part Number:

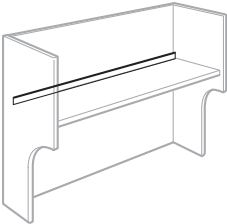
<u>FDC60</u>	<u>.FF</u>	<u>.AQ0</u>	<u>.G</u>	<u>.PK</u>	<u>.RDM</u>	
\$584	+	N/C	+	N/C	+	N/C

Quarterback

The Quarterback is a 1½" (38)-high back stop that is available separately for field installation on an existing Freestanding Flipper Unit, Cabinet Unit or Shelf Unit. The Quarterback is available in all trim colors. Attachment hardware included.

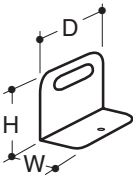
Shelf/File Dividers

Shelf/File Dividers are freestanding dividers that magnetically attach to a shelf or drawer bottom. Includes three dividers. Available in all standard smooth trim colors.



Quarterback

Dimensions		List Price	Catalog Number	Trim Color
Width				
30" (762)		\$41	QB30	Standard Smooth Finish Only See Surface Materials Page 9
36" (914)		46	QB36	
42" (1067)		50	QB42	
48" (1219)		54	QB48	
60" (1524)		62	QB60	
66" (1676)		64	QB66	
72" (1829)		67	QB72	



Shelf/File Dividers

Dimensions			List Price	Catalog Number	Trim Color
Depth	Height	Width			
8" (203)	7'½" (191)	4" (102)	\$123	SFDIV	Standard Smooth Finish Only See Surface Materials Page 9
Note: 3 dividers per box.					
Build your complete Part Number here:				— — — — —	—

Sample Part Number:

QB60	.Y
----	-

Total Cost \$62 =

\$62	+	N/C
------	---	-----

Terms, Policies & Index

Terms & Policies [142](#)

Choices Panels
Choices Electrical
Choices Components
Choices Deskling
Terms & Policies

FELLOWES CONTRACT INTERIORS GLOBAL TERMS AND CONDITIONS OF SALE (All Locations)

These terms shall be considered to be an inseparable part of any additional terms between the applicable Fellowes entity and Customer and are collectively referred to herein as the Terms and Conditions. To the extent that any terms provided by Customer conflict with the terms and conditions that follow, these Terms and Conditions shall govern that transaction.

Acceptance; Entire Agreement.

Acceptance by Customer of delivery of goods constitutes acceptance by Customer of the following terms and conditions. Any additional or different terms proposed by Customer shall be deemed to have been objected to by the Fellowes entity ("Fellowes" or "Seller"), shall be of no force or effect, and shall not be binding upon or enforceable against Seller. These terms and conditions constitute the entire agreement and understanding between the parties and supersede any and all prior agreements, understandings and communications with Customer, oral or written, relating to the goods that Seller or any of its subcontractors may provide (collectively, the "Goods"). No course of dealing or course of performance, either prior to, during or after the delivery of the Goods, shall be relevant or admissible by Customer to supplement, explain or vary these Terms and Conditions. The invalidity or unenforceability of any Terms and Conditions shall not affect the validity or enforceability of any other term or condition, and the remaining terms and conditions shall remain in full force and effect. No waiver, amendment or modification of these Terms and Conditions shall be binding upon or enforceable against Seller until approved in writing by a Fellowes Authorized Signatory.

Proprietary Information; Confidentiality.

Advertising. Customer shall consider all information furnished by Fellowes, as well as information learned about Fellowes' business or products, to be confidential and shall not disclose any such information to any other person or entity or use such information itself for any purpose other than performing hereunder, unless Customer obtains written permission from Fellowes to do so. This paragraph shall apply to drawings, specifications, or other documents prepared by Customer or Fellowes in connection with this order as well as observations of Customer while receiving goods or services. Customer shall not advertise or publish the fact that Fellowes has contracted to sell goods or services to Customer, nor shall any information relating to the order be disclosed without Fellowes' written permission unless otherwise agreed in writing, no commercial financial or technical information disclosed in any manner or at any time by Customer to Fellowes shall be deemed secret or confidential and Customer shall have no rights against Fellowes with respect thereof except such rights as may exist under patent or copyright laws.

Trademark Rights.

Fellowes grants Customer a non-exclusive, royalty-free license to use the Fellowes' trademarks included on any goods purchased hereunder (the "Licensed Marks") in connection with Customer's sale or marketing of goods in the course of Customer's business. The license granted herein does not include a right to sublicense. Customer acknowledges that Fellowes is the owner of the Licensed Marks, and nothing herein shall grant to Customer any right, title or interest in the Licensed Marks, except as specifically set forth herein. Customer shall use Fellowes' trademarks in a manner that is consistent with Fellowes' standards. This includes using the ® designation adjacent to registered trademarks, and the TM designation adjacent to unregistered trademarks, where practicable. Customer shall cooperate with Fellowes' requests to ensure that Fellowes' trademarks are used in this manner. Fellowes shall have the right to review and inspect any marketing or promotional materials relating to the Licensed Products and, in its sole discretion, to prohibit the use of any such materials that do not meet Fellowes' standards. If Customer becomes aware of any infringing products, Customer will promptly notify Fellowes, which reserves the right to take any action. This trademark license is revocable at Fellowes' sole discretion.

Prices.

Prices quoted by Fellowes are subject to change without notice. Prices billed on invoice at time of shipment shall govern. Unless otherwise stated, all prices are quoted in U.S. Dollars. Seller will not accept or process purchase orders that contain pricing different from the standard prices. Fellowes reserves the right to revise all pricing, discounts, and freight terms, at any time, without notice. Current product pricing is included on product pages at Fellowes.com. Prices which are in effect at the time of order shall apply. Listed prices exclude additional fees applicable to special services requested by Customer (e.g., special cutting).

Taxes.

The prices for the Goods do not include sales, use and other taxes, duties and other governmental fees and charges that may be applicable to the Goods, and Customer shall be responsible for and pay upon demand all such taxes, duties and other governmental fees and charges (other than income taxes of Seller), notwithstanding that responsibility for collection or payment of such taxes, duties and other governmental fees and charges may be imposed by law on Seller or any of its subcontractors. All authorized dealers should ensure that a resale tax exemption certificate is on file with Fellowes.

Discontinued products.

Due to changing market demands, Fellowes may periodically discontinue certain products. Fellowes reserves the right to change and/or discontinue products at any time without notice.

Credit.

Fellowes may, in its sole discretion, extend credit to the Customer. For credit limits in excess of \$100,000, Fellowes requires audited financial statements prior to initial credit approval and on an annual basis thereafter. Fellowes shall perform periodic credit reviews using credit reporting agencies, trade references, industry trade groups and banks. In the event of a material adverse change in Customer's credit standing or in the event that Customer does not comply with the terms of these

provisions, Fellowes shall have the right to change terms of payment, and Fellowes obligation to provide Products will be subject to reaching mutual agreement on revised terms.

To establish an account, Customer must complete and submit Fellowes' New Account Application (signed by company officer of Customer), Federal Taxpayer ID (Form W-9) and State Resale Certificate. Subject to sales, credit history, and credit lines, a deposit or advance payment may be required to process large orders.

Once credit is approved, payment terms are net 30 days. Prior to Customer's credit approval (with receipt of required documents), prepayment of orders may be made by corporate check, wire transfer or ACH or for convenience, credit cards (Visa and Mastercard) are accepted.

Payment.

Unless otherwise agreed in writing or stated on the Invoice, all payments are to be made in US Dollars and all amounts payable by Customer shall be due and payable in full 30 days after invoice. Fellowes will not accept the unilateral assessment of any fee, marketing support, co-op or other advertising, expense reimbursement, rebate, offset or any other financial or marketing support not explicitly authorized in writing by an authorized officer of Seller.

Any amounts not paid in full within 30 days after invoice shall be subject to a late payment charge of 1 ½ % per month (or, if less, the maximum amount permitted by law) from the date due until paid. Fellowes' obligation to provide Products is subject to receipt of prompt payment of all invoices pursuant to the terms of this and other agreements we may have with Customer. Progress billing of interest due or a failure to bill for interest due shall not constitute a waiver of Fellowes' right to charge interest on all amounts past due to the date payment is received. Should any portion of an invoice become disputed you agree to pay the undisputed portion according to its terms, and you will notify us promptly of the dispute.

Both parties agree to use their best efforts to resolve the disputed portion of such invoice within 30 days. Fellowes shall have the right to set off against any amount that Fellowes may be obligated to pay to Customer any amounts due or to become due to Fellowes from Customer and its divisions, subsidiaries and affiliated companies. Fellowes may assign payments due to a wholly-owned subsidiary without consent.

Order Placement and Confirmation.

(a) Stocked Finished Goods (Workspace Category).

Fellowes be submitted via e-mail to ci-orders@Fellowes.com. Orders must include "Ship To" and "Bill To" information along with complete Fellowes product model numbers and Customer cost. Government orders require a copy of the agency PO at the time the order is placed with Fellowes. All orders shall be subject to written acceptance by an authorized representative of Fellowes. Incomplete orders or changes will delay processing and shipment until receipt of all necessary information and Fellowes issuance of revised Sales Order Acknowledgment.

(b) For Made-to-Order, Special, and Custom Products (Furniture, Modular Walls, and Air Quality Management Categories)

Fellowes requires all orders to be submitted electronically via on-line order entry at www.fellowes.com, or in writing following Ordering Procedures. Fellowes recommends using design software for larger projects which allows the dealer to design, specify, and enter an order more efficiently and accurately which will assure completeness and avoid errors and duplications. Customer assumes all responsibility for the correct content of any order which has been acknowledged.

Upon receiving an order, Fellowes will send an acknowledgement with exact pricing information and a scheduled shipping date. Orders can also be confirmed on-line at www.fellowes.com. Customer is responsible for checking acknowledgements to ensure that the order is correct. Order will be processed as acknowledged.

Order changes or cancellations.

All Customer cancellations and changes must be submitted to Fellowes in writing to ci-orders@Fellowes.com. **Any request for cancellation or change to an order must be submitted within twenty-four (24) hours of receipt of order acknowledgement by Fellowes. Any requested cancellation or change received thereafter will incur a fee.** Order changes include the addition/deletion of line items or changes in quantity or requested Ship Date or Ship To address. Order changes that result in a quantity reduction may be subject to an adjustment in pricing. Change or cancellation requests are not considered accepted until Fellowes provides a revised Sales Order Acknowledgment. Changes may result in processing delays or shipping delays. Under no circumstances will changes or cancellations be accepted on any special order, custom product, or worksurface order without the express written consent of Fellowes. All such custom and special orders are non-returnable.

Lead-Times and Delays.

Fellowes reserves the right to alter lead times as demand for products fluctuate. Stated lead-times begin after a complete order is entered and scheduled. Shipments are subject to product availability. Special products and larger orders may entail extended lead-times. Orders placed by dealers without a requested delivery date will be assigned a delivery date for custom product orders as currently published at www.fellowes.com. Please contact your customer service representative for estimated lead-times. If unforeseen circumstances occur, Fellowes may postpone delivery of orders and will notify Customer when such postponement occurs.

Fellowes shall not be liable for loss or damage due to delay in manufacturing or delivery resulting from any cause beyond Fellowes' reasonable control. This includes, but is not limited to, compliance with any regulations, orders, or instructions of any Federal, State, or Municipal Government, or any department or agency thereof, acts of God, acts or omissions of Customer, acts of civil or military authority, fires, strikes, disease or pandemic, factory shutdowns or alterations, embargoes, war, riot, delays in transportation or inability due to causes beyond Fellowes' reasonable control to obtain necessary labor, manufacturing facilities, or material from Fellowes' usual sources. In no event shall Fellowes be liable for special or consequential damages for any delay for any cause.

Shipping and Transportation.

(a) For Stocked Finished Goods

48-hour shipping program

Fellowes offers 48-hour shipping on the majority of finished goods in that are in stock. Unless otherwise requested, these products are shipped from multiple shipping points throughout the U.S., within two business days of receiving the PO, depending on quantity ordered and available inventory. Orders that include products with longer lead times including special orders, custom products, or worksurface orders, are designated as "LT" (lead time) and therefore excluded from the 48-hour shipping program. Large orders may also require additional lead time. Products designated as LT could take up to 90 days for delivery after Fellowes' receipt of Customer's order. Call for on-hand availability.

Please note:

1. For the order to qualify for 48-hour shipping, all products on the PO must be available under the 48-hour shipping program.
2. POs that include LT designated products will be shipped based on the lead time of the LT designated products unless otherwise requested.
3. 48-hour orders will be shipped out within two business days of Fellowes' receipt of Customer's order unless otherwise specified on the PO.
4. Worksurfaces, Motific, Centro, and Railway may arrive on a date different than the other items on the order.

For all other purchases, delivery dates for the Goods shall be established by mutual agreement of Fellowes and Customer. The minimum order size is \$1500. Fellowes may at its option accept orders not meeting the minimum order size with a \$75 handling fee. Customer shall provide any special shipping or labeling requirements to Fellowes for consideration prior to the first shipment.

Freight terms are as follows:

For U.S.:

- Orders under \$2,500 list will incur a flat \$25 net fee
- Orders between \$2,501 list and \$5,000 list will incur a flat \$100 net fee
- Orders between \$5,001 list and \$7,000 list will incur a flat \$200 net fee
- Orders over \$7,001 list ship free
- Residential freight deliveries will incur a flat \$70 net fee.

For Canada:

- Orders under \$3,125 (CAD) list will incur a flat \$50 (CAD) net fee
- Orders between \$3,126 (CAD) list and \$6,250 (CAD) list will incur a flat \$125 (CAD) net fee
- Orders between \$6,251 (CAD) list and \$9,375 (CAD) list will incur a flat \$250 (CAD) net fee
- Orders over \$9,376 (CAD) list ship free
- Residential freight deliveries will incur a flat \$140 (CAD) net fee.

Fellowes ships orders by way of standard ground carrier service dock-to-dock within the contiguous 48 states of the United States. Special requests such as "call before delivery", "delivery lift gate required", residential delivery, re-routed deliveries, or specific delivery date/time requests may be subject to additional charges or may not be available. Contact our Customer Service Department for expedited delivery requests or deliveries outside of the contiguous 48 states. Customers will be charged additional fees for changes made to orders that have already departed the facility, resulting in re-delivery or re-consignment.

Fellowes accepts requests for expedited freight at the customer's expense. Please contact our Customer Service Department at 800.833.3746 and provide your preferred carrier account number in which to charge the expedited freight.

Unless an Invoice expressly specifies otherwise, all Goods shall be delivered F.O.B. the shipping platform at the shipping facility, and all shipping and transportation costs from the shipping platform at such facility shall be borne by Customer and all risk of loss, damage or late delivery shall pass to Customer upon loading at the shipping platform at such facility. Seller shall have no responsibility for any failure of or delay in delivery caused by or attributable to war, sabotage, riot, civil disorder, fire, flood, earthquake, explosion, accident, natural or manmade disaster, governmental action, shortage or interruption of supply of materials, supplies, equipment or energy, transportation problem, strike, labor stoppage or slowdown, or other cause beyond the reasonable control of Seller.

(b) For Made-to-Order, Special, and Custom Products

All orders shipped to any destination within the contiguous United States, will be F.O.B. origin, freight prepaid. Except as noted above, title and risk of loss or damage shall pass to Customer upon delivery to carrier. Fellowes shall retain a Purchase Money Security Interest in all such goods until payment is received in full and reserves the right to file and perfect the same. Fellowes will determine the method and agency of transportation to be used.

Exceptions to standard prepaid freight are as follows:

- Customer directed expedites (Air Freight, Team Hauls) will be prepaid by Fellowes and Customer will be billed the difference between standard and expedited freight.
- Truckload deliveries that are requested to deliver on weekends, Holidays or after 12:00 noon EST on Fridays will have an additional charge of \$450 per truck.
- Excessive unloading (in excess of 2 hours) will be billed at \$50 per hour after the initial 4 hour unloading period.
- LTL shipments normally deliver between 8:00 am and 5:00 pm, Monday through Friday. A specific delivery time on your assigned delivery date can be requested for an additional charge of \$150. This charge does not apply to full-truckload shipments. Requests for specific dates/times falling outside standard delivery timeframe for the carrier serving your area constitute Expedites (see Customer-Directed Expedites, above). Expedite charges do apply to full-truckload shipments.
- Lift gate service will have an additional charge of \$85 for an LTL carrier. For lift gate service on a truckload, contact Customer Service.
- Inside delivery service starts at \$50. Call Customer Service for quote.
- Reconsignment cost after shipment starts at \$50. Call Customer Service for quote.
- Special equipment requirements call for a quote.

If delivery is made on Fellowes owned or leased equipment, Customer or its authorized representative is responsible for noting any freight damage or shortage on the freight bill of lading at time of delivery and must notify Fellowes within five (5) days of delivery day of any such damage or shortage. Assistance in a concealed damage claim will be provided by Fellowes only if the product has been immediately unpacked and both the carrier and Fellowes have been promptly notified of resultant damage so the proper inspection can be made.

Damage and Shortage.

Fellowes is not responsible for shipped products when the common carrier is in receipt of the material. Fellowes expects all customers to thoroughly inspect orders on receipt regardless of point of delivery. Clear receipt should not be given on the material until it has been checked for damage in transit. All claims for noted damaged material must be made by the Customer to Fellowes Customer Service. Concealed damage or damage not noted at time of delivery shall be made by the Customer to the common carrier within five (5) days after receipt. Fellowes assumes no liability for such damage. Shortage on ordered products must be reported to Fellowes within five (5) days of product delivery and must be noted on the bill of lading at time of delivery.

Storage.

When shipment is delayed by the Customer, Fellowes reserves the right to place the goods in storage at Customer's risk and cost. Fellowes charges ¼ of 1% of list price per week to cover storage. All terms and conditions of the sale, including but not limited to invoicing and payment, will continue to apply to Customer's confirmed order; except that title shall remain with Fellowes. Fellowes reserves the right to modify payment terms to assure recovery of any additional cost incurred.

Returned Goods.

To receive authorization to return goods, please contact Fellowes' Customer Service Department. All Returned Materials Authorizations expire thirty (30) days from date of issue. Any product returned after thirty (30) days will be refused and returned to sender collect. Electrical components, nonstandard items and fabric-covered goods may not be returned. Replacement products will be billed to you with credit being issued upon return of the product in good condition. All goods returned must be in the original Fellowes packaging. Goods will be inspected for damage upon return. No credit will be issued for goods which are damaged. A return authorization will not be issued for items unless they are Fellowes stock items. If material is authorized for return because of Fellowes error, shipment may be made freight collect. Any other goods that Fellowes authorizes a return will be sent prepaid and a restocking charge of 35% will apply.

Fellowes offers free returns for any accessory product returned in the original Fellowes packaging.

Fellowes does not accept returns of any made to order, special or custom product.

Installation.

Installation and servicing of Fellowes products are normally handled directly by Fellowes-authorized dealers. When this is not possible, assistance is available by calling Fellowes' Customer Service Department. On-site field measurement and installation support is available as a service. The fees are listed below:

Field Installation Assistance: 2 Day On-Site, \$1,200

Field Installation Assistance: 3 Days On-Site, \$1,800

Field Installation Assistance: 4 Days On-site, \$2,400

Field Installation Assistance: 5 Days On-Site, \$3,000

*Days include ½ day travel to and ½ day travel from location. These fees are based on a minimum fourteen (14) business days advanced notification and booking.

*Service requests booked less than fourteen (14) business days in advance may be subject to additional fees due to added travel cost. For more information or to place a request, contact Fellowes Customer Service at 1-800-833-3746.

Product Usage and Compliance.

Customer assumes full responsibility for the application of Fellowes' product to Customer's use and compliance with Fellowes installation and maintenance instructions and reasonable load restrictions. Compliance to local code restrictions regarding fire, electrical, and building codes are the responsibility of the Customer or its authorized agent.

Customer's Own Material or COM.

The Fellowes COM program allows customers to use special materials. By complying with the COM testing procedure in the steps below, Fellowes will be able to identify if your material is appropriate for application to the products you specify. To comply with the COM process, please follow these steps:

1. Select the COM material.
2. Check first with www.fellowes.com/, and consult the COM library to determine if this material has already passed testing for manufacturability on the intended product.
3. If the material is pre-approved in the COM Library, customer must submit a *COM Order Submission Form* (available from Fellowes Customer Service Representative).
4. If the material requested is not in the COM Library, customer must submit a *COM test request* on-line at www.fellowes.com, send a sample of the COM material (see Test Yardage Requirements below) and include a list of Fellowes product numbers designated for the COM application. Material sample should include pattern name, pattern number and color, manufacturer, direction material should be applied, and Control number from the COM Request Form automated e-mail response.
5. Ship COM samples to:
U.S. Mail and UPS/ FedEx Shipment:
Fellowes - Attn: COM Request
13467 Quincy Street
Holland, MI 49424
6. You will be notified within five working days of receiving the material sample by Fellowes, whether your COM has been approved or disapproved for application.

TEST YARDAGE REQUIREMENTS

TrendWall and Volo Tiles	4 yards
Fabric Screens	2 yards
Choices Panels	1½ yards
Capture Tiles, Intrinsic	1 yard
Freestanding, Ped	
Cushions, and Tackboards	
Flipper Doors	⅔ yard

NOTE: Most fabric houses have a yard- age minimum or an upcharge on less than one-yard cuts.

NOTE: All COM applications are priced at Grade 1 or Grade A.

If Customer desires to use its own material in the production of Fellowes' products, it is necessary to obtain the prior written consent of Fellowes. Whether purchased by Customer or by Fellowes on Customer's behalf, material provided by the Customer shall be shipped to Fellowes at Customer's sole expense and risk of loss. Fellowes will hold Customer's own materials for up to one (1) year from the date of receipt and thereafter return or dispose of such material at Customer's sole cost and expense.

Customer hereby holds Fellowes harmless against any and all claims for loss, liability, injury, or damage arising from use of Customer-provided material; and Customer takes full responsibility for performance and quality of Customer-provided material. Customer should also be aware that Customer-provided materials may not qualify for UL Listings and may not meet fire codes. Please discuss specific concerns and special needs with Fellowes Customer Service before to placing your order.

Custom Color.

Fellowes' Custom Color program allows the customer to specify their own color on many of Fellowes' products. See www.fellowes.com for product availability, individual product guidelines and lead times. Set up fees and lead times are product specific and will vary.

To request a Custom Color:

1. Complete a Custom Color Request form (available on www.fellowes.com).
2. Send request form along with two 2"x3" samples to Fellowes Customer Service Color Coordinator.
3. After the receipt of the request, Fellowes will provide customer with one color sample.
4. If approved, Dealer or customer completes custom color form, providing the custom match color number on the back of the sample, signs, and returns by fax or mail to Custom Color Coordinator.

5. Samples will be matched under cool white florescent lighting. All orders processed under the Custom Color program will be manufactured within commercially acceptable tolerances.
6. If applicable, dealer will be sent an invoice for \$250 color matching fee per customer, per color. See Specials Request form for details.

Limited Warranty; Limitations on Liability.

Fellowes grants a limited warranty to the end-users of its Goods, the terms of which are included with each product. Fellowes warrants to the Customer solely that, subject to the terms, conditions and limitations hereof, the Goods conform to the specifications set forth in the Fellowes catalog and will be transferred to customer free and clear of any and all encumbrances. **FELLOWES MAKES NO OTHER WARRANTIES AND GIVES NO OTHER ASSURANCES OR GUARANTEES, EXPRESS OR IMPLIED, WITH RESPECT TO ANY GOODS, INCLUDING, WITHOUT LIMITATION, ANY WARRANTY OF FITNESS FOR A PARTICULAR PURPOSE.**

FELLOWES' SOLE LIABILITY IN CONNECTION WITH ANY GOODS THAT ARE DEFECTIVE OR DELIVERED LATE SHALL BE LIMITED TO EITHER (i) REFUNDING TO THE CUSTOMER A PERCENTAGE OF THE TOTAL PRICE (EXCLUSIVE OF TAXES, SHIPPING AND OTHER SEPARATE CHARGES) THAT THE CUSTOMER HAS PAID TO FELLOWES FOR ALL GOODS PROVIDED EQUAL TO THE PERCENTAGE OF ALL GOODS PROVIDED THAT ARE DEFECTIVE OR DELIVERED LATE DUE TO THE SOLE FAULT OF FELLOWES AND ITS SUBCONTRACTORS, OR (ii) AT FELLOWES' OPTION, REPLACING FOR THE CUSTOMER, AT NO CHARGE TO THE CUSTOMER, THE GOODS THAT ARE DEFECTIVE OR DELIVERED LATE DUE TO THE SOLE FAULT OF FELLOWES AND ITS SUBCONTRACTORS.

IN NO EVENT SHALL FELLOWES OR ANY OF ITS SUBCONTRACTORS BE LIABLE FOR (i) ANY INCIDENTAL, INDIRECT, EXEMPLARY, SPECIAL OR CONSEQUENTIAL DAMAGES (INCLUDING, BUT NOT LIMITED TO, INTEREST, LOST PROFITS OR INTERRUPTION OF BUSINESS), EVEN IF FELLOWES HAS BEEN ADVISED OF THE POSSIBILITY OF SUCH DAMAGES OR IF SUCH DAMAGES RESULT FROM ANY RECOMMENDATIONS MADE BY FELLOWES, OR (ii) ANY LOSSES, DAMAGES, LIABILITIES, SUITS OR CLAIMS THAT ARE COVERED BY ANY INSURANCE MAINTAINED BY OR ON BEHALF OF THE CUSTOMER OR ARE OTHERWISE RECOVERABLE FROM THIRD PARTIES.

IN ADDITION, THE LIABILITY OF FELLOWES AND ITS SUBCONTRACTORS FOR LOSSES, DAMAGES, LIABILITIES, SUITS AND CLAIMS, REGARDLESS OF THE FORM OF ACTION (WHETHER BASED ON CONTRACT, ON NEGLIGENCE, ON STRICT LIABILITY OR OTHERWISE) AND THE PERSON OR ENTITY BRINGING SUCH ACTION, SHALL NOT EXCEED, IN THE AGGREGATE, THE TOTAL AMOUNT (EXCLUSIVE OF TAXES, SHIPPING, AND OTHER SEPARATE CHARGES) ACTUALLY PAID TO SELLER BY THE CUSTOMER FOR THE GOODS AT ISSUE. ANY ACTION AGAINST SELLER MUST BE BROUGHT WITHIN ONE YEAR OF THE CAUSE OF ACTION FIRST ARISING.

Lifetime Warranty.

Fellowes warrants to the original purchaser that the products described in its price lists, sold after March 1, 2023, will be free from defects in materials and workmanship commencing with the date of initial purchase and continuing for as long as the original owner uses these products. This warranty provides limits on the following products:

	Products	Components
10 Years	Lighting Power Solutions Hana Series Palm Rests/Mouse Pads/ Pencil Drawers	Panel and Wall Textiles
5 Years		Upholstered Cushions PET and Acrylic Screens and Modesties Seating Mesh Plastic Components Paint
Not Covered		Customer's Own Material Custom Requested Logos Special Paint Textures and Finishes

The following exceptions apply to all product lines:

The Fellowes warranty applies to normal Eight hour, Forty hours per week office use.

Damage caused by improper treatment of the product including exposure to unusual environmental conditions (extreme climates, acids, and moisture)

This comprehensive warranty applies to all products installed or reconfigured by a Fellowes authorized installer. Fellowes will repair, or at its sole option, replace defective merchandise, free of charge, which, when used normally and pursuant to Fellowes' published instructions, and applicable planning guide information, prove to be defective within the period stated. This remedy is expressly agreed to be exclusive as a condition of sale. No person is authorized to assume for Fellowes

any warranty liability, except as expressly set forth in this paragraph, or set forth in writing by an authorized officer of the company.

Any and all labor charge backs must be pre-approved by Fellowes' Customer Service Manager in writing. Fellowes will reimburse authorized Fellowes dealers and service centers with a credit against future orders.

This warranty does not apply to damage resulting from accident, alteration, transport, or misuse, as well as damage from normal wear and tear such as dents, nicks, scratches, fading and improper maintenance. Fellowes employs quality measures to ensure color consistency in our products. However, due to the effects of light and other environmental factors, no guarantee can be made for an exact match to product in an existing installation.

Fellowes makes no warranty to purchasers who acquire products for personal, family, or household purposes, or to purchasers acquiring the product other than directly from Fellowes, its authorized dealers, or others who are specifically authorized by Fellowes to sell such products. Fellowes' liability with respect to its products shall not exceed that expressly set forth above irrespective of the theory upon which a claim might be based, including negligence. Under no circumstances shall Fellowes be liable for incidental or consequential damages. Original product label must be attached to the product in question.

The warranty period is not interrupted or prolonged by the performance of a service under the terms of the warranty. There are no other warranties except as expressly set forth above, either express or implied, and Fellowes expressly disclaims any warranty of design, merchantability or fitness for any purpose.

This warranty supersedes all previously printed Fellowes warranties.

Governing Law and Dispute Resolution.

In no case shall the 1980 U.N. Convention on Contracts for the International Sale of Goods apply.

If Seller is Fellowes, Inc. or any other subsidiary or joint venture of Fellowes, Inc. not listed below:

The construction, validity and performance of these Terms and Conditions shall be governed and construed according to the internal laws of the State of Illinois. Seller and Customer agree that any legal action arising out of or relating to this agreement or the transactions contemplated by this agreement shall be brought in either the United States District Court in and for the Eastern Division of the Northern District of Illinois or the Circuit Court in and for Du Page County, Illinois, and consents to personal jurisdiction of such courts over them in any such action. Seller and Customer waive any defense of inconvenient forum to the maintenance of any such action or proceeding so brought and waives any bond, surety, or other security that might be required of either Seller and Customer.

If Seller is Fellowes Canada, Ltd.

The construction, validity and performance of these Terms and Conditions shall be governed and construed according to the internal laws of the Province of Ontario, without giving effect to any choice or conflict of law provision or rule that would cause the application of the laws of any jurisdiction other than the Province of Ontario. Each of the Parties agrees that any legal action arising out of or relating to this Agreement shall be brought in Ontario, Canada, and consents to the personal jurisdiction of such courts over the Parties in any such action. Each of the Parties waives any defense of inconvenient forum to the maintenance of any such action or proceeding so brought and waives any bond, surety, or other security that might be required of any Party hereto.

If Seller is Fellowes Ltd, Fellowes Ibérica S.L., Fellowes GmbH, Fellowes Polska S.A., Fellowes RU Ltd, Beswick Office Products (Pty) Ltd., Fellowes Leonardi S.p.A., or Fellowes France SA:

The construction, validity and performance of these Terms and Conditions shall be governed and construed according to the laws of England and Wales. Seller and Customer agree that any legal action arising out of or relating to this agreement or the transactions contemplated by this agreement shall be brought in England and Wales, and consents to personal jurisdiction of such courts over them in any such action. Any such action shall be conducted in English. Seller and Customer waive any defense of inconvenient forum to the maintenance of any such action or proceeding so brought and waives any bond, surety, or other security that might be required of either Seller and Customer.

If Seller is Fellowes (Australia) Pty. Ltd:

The construction, validity and performance of these Terms and Conditions shall be governed and construed according to the laws of Victoria, Australia. Seller and Customer agree that any legal action arising out of or relating to this agreement or the transactions contemplated by this agreement shall be brought in courts of the State of Victoria, and consents to personal jurisdiction of such courts over them in any such action. Any such action shall be conducted in English. Seller and Customer waive any defense of inconvenient forum to the maintenance of any such action or proceeding so brought and waives any bond, surety, or other security that might be required of either Seller and Customer.

If Seller is Fellowes Office Products Suzhou Co. Ltd, Fellowes Singapore, Fellowes Malaysia, Fellowes Korea Ltd:

The construction, validity and performance of these Terms and Conditions shall be governed and construed according to the internal laws of the State of Illinois. Any controversy or claim arising out of or relating to these Terms and Conditions, or the breach thereof, will be determined by arbitration administered by the International Centre for Dispute Resolution ("ICDR") in accordance with its International Arbitration Rules. A request for interim measures addressed by Seller and Customer to a judicial authority will not be deemed incompatible with the agreement to arbitrate or a waiver of the right to arbitrate. The place of arbitration will be Chicago, Illinois, U.S.A. The number of arbitrators shall be three (3); Seller and Customer will each appoint one (1) arbitrator, and ICDR will appoint a third arbitrator, who will be the presiding arbitrator. The language of the arbitration will be English. The arbitration award made by ICDR will be final and binding upon the parties. The costs of arbitration will be borne by the losing party, unless otherwise determined by the arbitration award.

Notwithstanding the forgoing, if Customer is domiciled in the People's Republic of China or any other jurisdiction that does not enforce the judgments from a court of a jurisdiction designated by the foregoing paragraphs, the paragraph calling for arbitration with the ICDR shall apply.

Relationship of parties.

References herein to "Customer" include the person or entity specifically identified in the Invoice as "Customer" and its divisions, subsidiaries and affiliated companies. The relationship of the Parties hereto is that of vendor and purchaser. Nothing in these Terms and Conditions, and no course of dealing between the Parties, shall be construed to create any other type of relationship. Accordingly, Customer shall not be empowered to bind Fellowes in any way, to incur any liability or otherwise act on behalf of Fellowes.

Severability.

If any clause or portion of these Terms and Conditions shall be held by a court of competent jurisdiction to be illegal, invalid, or unenforceable, the remaining clauses or portions shall remain in full force and effect.

Force majeure.

Fellowes shall not be liable hereunder for any failure or delay in the performance of its obligations under these Terms and Conditions, if such failure or delay is on account of causes beyond its control, including labor disputes, civil commotion, contagion, pandemic, war, fires, floods, inclement weather, governmental regulations or controls, casualty, government authority, strikes, or acts of God, in which event the Fellowes shall be excused from its obligations for the period of the delay and for a reasonable time thereafter. Fellowes shall use reasonable efforts to notify the other Party of the occurrence of such an event within five business days of its occurrence.

Fellowes Customer Service Contacts:

Workspace

Phone: 800-833-3746

Email: cimesacustomerservice@fellowes.com

Furniture, Modular Walls, and Air Quality Management

Phone: 800-893-8115

Email: ciquincycustomerservice@fellowes.com

Lifetime Warranty

Fellowes warrants to the original purchaser that the products described in its price lists, sold after May 1, 2023, will be free from defects in materials and workmanship commencing with the date of initial purchase and continuing for as long as the original owner uses these products. This warranty provides limits on the following products:

	Products	Components
10 Years	<ul style="list-style-type: none">• Lighting• Power Solutions• Hana Series• Palm Rests/Mouse Pads/ Pencil Drawers	<ul style="list-style-type: none">• Panel and Wall Textiles
5 Years		<ul style="list-style-type: none">• Upholstered Cushions• PET and Acrylic Screens and Modesties• Seating Mesh• Plastic Components• Paint
Not Covered		<ul style="list-style-type: none">• Customer's Own Material• Custom Requested Logos• Special Paint Textures and Finishes

The following exceptions apply to all product lines:

- The Fellowes warranty applies to normal Eight hour, Forty hours per week office use.
- Damage caused by improper treatment of the product including exposure to unusual environmental conditions (extreme climates, acids, and moisture)

This comprehensive warranty applies to all products installed or reconfigured by a Fellowes authorized installer. Fellowes will repair, or at its sole option, replace defective merchandise, free of charge, which, when used normally and pursuant to Fellowes' published instructions, and applicable planning guide information, prove to be defective within the period stated. This remedy is expressly agreed to be exclusive as a condition of sale. No person is authorized to assume for Fellowes any warranty liability, except as expressly set forth in this paragraph, or set forth in writing by an authorized officer of the company.

Any and all labor charge backs must be pre-approved by Fellowes' Customer Service Manager in writing. Fellowes will reimburse authorized Fellowes dealers and service centers with a credit against future orders.

This warranty does not apply to damage resulting from accident, alteration, transport, or misuse, as well as damage from normal

wear and tear such as dents, nicks, scratches, fading and improper maintenance. Fellowes employs quality measures to ensure color consistency in our products. However, due to the effects of light and other environmental factors, no guarantee can be made for an exact match to product in an existing installation.

Fellowes makes no warranty to purchasers who acquire products for personal, family, or household purposes, or to purchasers acquiring the product other than directly from Fellowes, its authorized dealers, or others who are specifically authorized by Fellowes to sell such products. Fellowes' liability with respect to its products shall not exceed that expressly set forth above irrespective of the theory upon which a claim might be based, including negligence. Under no circumstances shall Fellowes be liable for incidental or consequential damages. Original product label must be attached to the product in question.

The warranty period is not interrupted or prolonged by the performance of a service under the terms of the warranty. There are no other warranties except as expressly set forth above, either express or implied, and Fellowes expressly disclaims any warranty of design, merchantability or fitness for any purpose.

This warranty supersedes all previously printed Fellowes warranties.