

Classic Shelving



Classic Shelving

Available Finishes

Classic Shelving is available in Oak or Maple Finishes and Wood or Steel Shelves for versatile aesthetic and never goes out of style.



**Oak Shelving with
Wood Flat Shelves**



**Maple Shelving with Wood
Shelves and Glass Door**



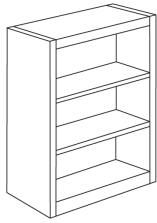
**Oak Shelving with
Omega Picture Book Shelves**

Features

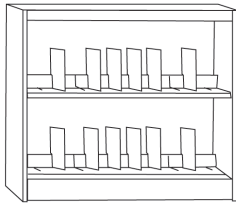
- Classic Shelving is designed using the starter and adder concept, to create a “built in” look while saving cost; 36" from center to center of the uprights
- Single-Faced (wall type) and Double-Faced (aisle type) units with or without backs
- Solid hardwoods and veneers construction
- Hardwood shelves are ¾" thick
- End panels and intermediate panels are 1" thick, 9-ply Formaldehyde-free hardwood veneer core plywood
- All exposed edges are banded with matching 2mm PVC edgebanding, providing excellent durability and a finished look from any angle
- ¼" thick back panels and dividers (specified separately) allow specifiers to tune installations to their needs; panels and dividers are not required for the structural integrity of the shelving
- Omega (steel) shelves are available to support additional aesthetics and functions; powder coat finishes are durable and attractive, available in standard Brodart colors and textures
- Steel shelves are 18-gauge stamped steel, providing the durability and performance that are hallmarks of all Brodart products
- The back edge of the “Book-Stop” shelf is bent upward to form a 90° angle, 1⅝"H above the shelf surface, to function as a book stop
- Optional continuous tops and decorative end panels provide colorful accents for creating signature installations with a unique design aesthetic
- Made in the USA and backed with a 25 year warranty: specify with confidence, knowing that Classic Shelving will perform for years to come!

Options

Wood Shelves



Flat
Shelves



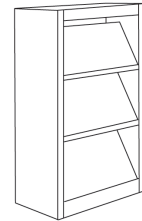
Picture Book
Shelves



Glass Door
with Flat Shelves

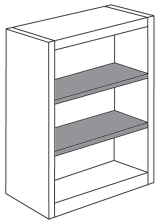


Periodical Display
Shelves

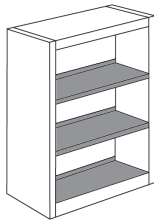


Tilt and Store
Shelves*

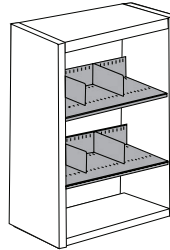
Omega Steel Shelves




Omega Flat
Steel Shelves



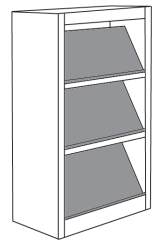
Omega Book Stop
Steel Shelves



Omega Picture Book
Steel Shelves



Omega Periodical Display
Steel Shelves



Omega Tilt and Store
Steel Shelves

Configurations

Stationary Units are available in single-faced and double-faced configurations, in heights of 30", 36", 42", 48", 60½", 72", 82", and 90". Shelf depths: 10", 12", 16".

Mobile Units feature concealed casters and are available double-faced, one or two bays wide, in heights of 30", 36", 42", 48", and 60½". Shelf depths: 10", 12".



Mobile Shelving Unit



DEPENDABLE. DISTINCTIVE. VERSATILE.



Full of timeless style, flexibility, and endless arrangements possibilities.

With several basic types of construction and 15 shelf options, you are well on your way to elegant, long-lasting, personalized storage and display. Your shelving units can be customized to the very last detail. Each of Brodart's new designs has its own personality and offers a unique subtlety that allows you to mix and match even the finest elements of decor.

Brodart Co.

280 North Rd, Clinton County Industrial Park • McElhattan, PA 17748
P: 888.521.1884 • furniture@brodart.com • www.brodartfurniture.com