

COLOR	PRODUCT NUMBER	LIST PRICE
Black	SWU804.00	\$13.00/2 pieces

DESCRIPTION: Black only. Used for wall starting panel runs.

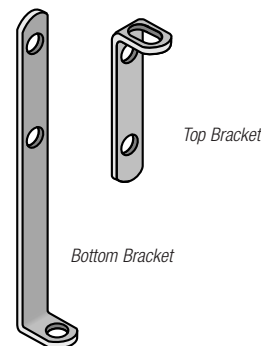
SPECIFY: Product Number.

NOTE: Compatico part # UNP855.0100 Nylon Toggler with part # UNP886.0300 (Toggler Anchor Bolt or equivalent are recommended). Stud Installation: Use a standard no. 8 screw with flat head. Cement Block, Poured Walls, Brick: Use a minimum no. 8 (1 1/2") sheet metal screw anchors. Walls strips may be field painted without affecting the structural integrity.

Walls must be structural and load bearing. For example, the composite dry wall must be a minimum 5/8" thick, wood or metal studs must be nominal 4" x 2" and no greater than 24" separated and be tied into floor and ceilings. It is recommended to consult a qualified contractor for proper mounting and load limitation to assure all local construction codes/laws are met.

For wall starter use: Ensure wall is plumb. A vertical leveling shim may be required (if the wall is not plumb) or consult a local carpenter for proper installation.

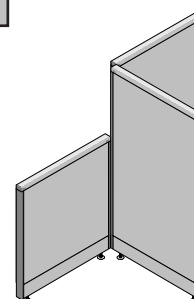
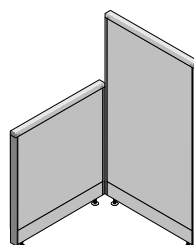
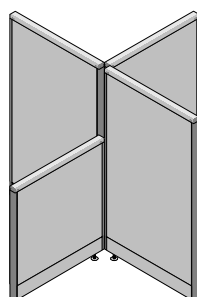
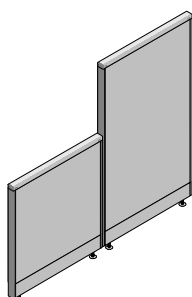
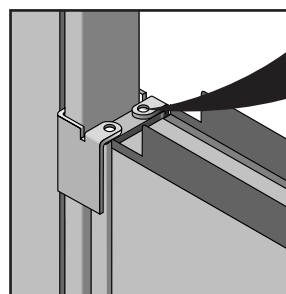

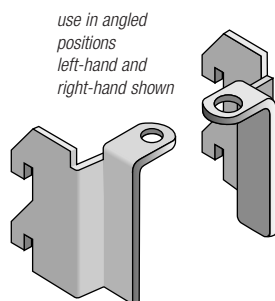
Panel to Wall Bracket Kit



DIMENSIONS	PRODUCT NUMBER	LIST PRICE	POSITION
Height			
41H	SWU841.01	\$19.00	Straight (2 pc)
41H	SWU841.02	19.00	Angle (2 pc)
53H	SWU853.01	19.00	Straight (2 pc)
53H	SWU853.02	19.00	Angle (2 pc)
65H	SWU865.01	19.00	Straight (2 pc)
65H	SWU865.02	19.00	Angle (2 pc)

Varying Height Kits

DESCRIPTION: Kits include left and right hand connectors. Connectors clip to channel of taller panel and attach to top of short panel. **Specify by height of lower panel.** Straight connectors attach to the top of the shorter panel, and hook into one or both sides of the taller panel in a straight line. Alternative connectors and mounting screws are shipped in each package. Painted to match trim color. **SPECIFY:** Product Number.



Compatico Systems
Terms & Conditions

Surface Materials

AO2

CMW

G2/Genesis &
Benching

Frames

Hush

FreshFIT

Electrical

Storage

Worksurfaces

Conference &
Training Tables

Legs

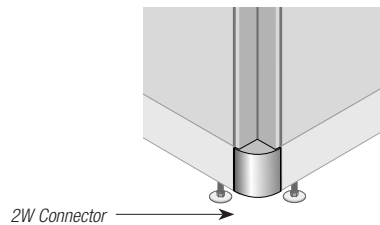
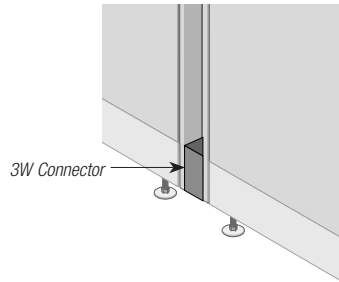
Height Adjustable
Legs

Accessories

FS Desking &
Seating

References

2W (90°) and 3W Wire Management Connector



DESCRIPTION	PRODUCT NUMBER	LIST PRICE
2-WAY 90°	STP441.02	\$33.00
2-WAY 120°	STP446.05	17.00
2-WAY 135°	STP446.04	20.00
3-WAY	STP446.03	19.00

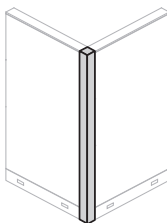
DESCRIPTION: Painted steel 2W90° cover to hide power distribution cable at base of panel at 2W90° connection and 3W cover to hide power distribution cable at base of panel at 3W90° connection. Painted to match base trim color.

NOTE: 120° and 135° connector covers not shown.

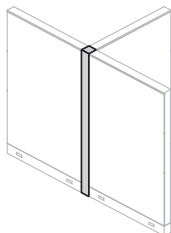
SPECIFY: Product Number, Finish.

Post Fillers

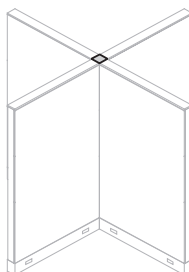
2-Way Equal Heights



3-Way Equal Heights



4-Way Equal Heights



DESCRIPTION	HEIGHT	PRODUCT NUMBER	
2 - WAY	41H	STP230.41	\$165.00
	53H	STP230.53	176.00
	65H	STP230.65	188.00
	80H	STP230.80	203.00
3 - WAY	41H	STP231.41	\$165.00
	53H	STP231.53	176.00
	65H	STP231.65	188.00
	80H	STP231.80	203.00
4 - WAY	1 Size	STP232.04	\$60.00

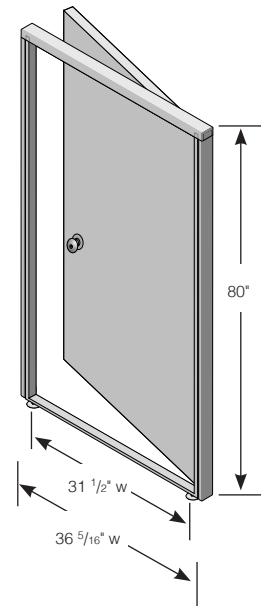
DESCRIPTION: Kits include top cap, filler, and raceway cover plus mounting hardware.

NOTE: Compatico does not offer fabric covered or post fillers for variable height configurations. **NOTE:** Post fillers are not required for panel-to-panel connection or for panel system structural stability. **SPECIFY:** Product Number, Finish (LG, MT, DT, LT, HT, WR, G1, T1, W1, BU/BK).

DIMENSIONS		PRODUCT NUMBER	LIST PRICE
Door Height	Door Width		
77.5H	32.75W	STA880.36	\$2,059.00

DESCRIPTION: Steel frame with laminated hollow core door, adjustable threshold and lockset. Includes hardware (porkchop kit) to attach to panels of equal height. Lockset is brushed chrome finish. Door kit can only be used with adjacent panels 80" high. **NOTE:** Door kit will not attach to non-80" panel heights in a straight or 2-way or 3-way design. Door is not ADA compliant. For less than 32" doorway access, see sliding door options. **NOTE:** For floor-to-ceiling application with door, specification must use special-sized 30" over the door Polystax. **SPECIFY:** Product Number, Trim Finish and Door Laminate.

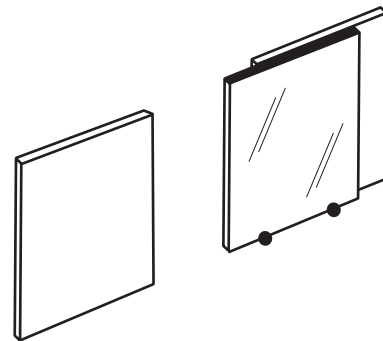
Door Kit



DIMENSIONS				PRODUCT NUMBER	LIST PRICE
Panel Height	Actual Door Height	Door Opening Width	Actual Door Width		
65H	64.25H	36W	44.5W	SSD167.3600	\$2,556.00
		42W	48.5W	SSD167.4200	2,610.00
		48W	56.5W	SSD167.4800	2,663.00
80H	80.75H	36W	44.5W	SSD185.3600	\$2,769.00
		42W	48.5W	SSD185.4200	2,876.00
		48W	56.5W	SSD185.4800	2,982.00

Sliding Door

DESCRIPTION: Sliding door is opaque acrylic. Rollers to make sliding easy. Aluminum Frame. Mounting brackets included. Reversible for both left and right. See www.compatico.com for installation instructions. **SPECIFY:** Finish (LT, MT, DT, LT, HT, WR, GV1, TV1, WB, BU/BK). Special finishes are available - add \$380 and one (1) week leadtime.

Compatico Systems
Terms & Conditions

Surface Materials

AO2

CMW

G2/Genesis &
Benching

Frames

Hush

FreshFIT

Electrical

Storage

Worksurfaces

Conference &
Training Tables

Legs

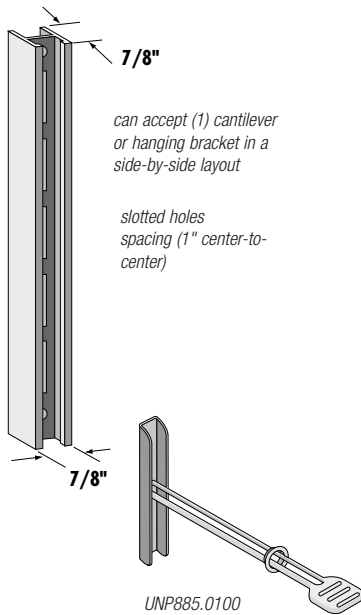
Height Adjustable
Legs

Accessories

FS Desking &
Seating

References

Wall Channel



DIMENSIONS	ALUMINUM PRODUCT NUMBER	LIST PRICE	PAINTED PRODUCT NUMBER	LIST PRICE
Height				
65H	STP034.65AL	\$29.00	STP034.65XX	\$35.00
75H	STP034.75AL	\$33.00	STP034.75XX	\$40.00
NYLON TOGGLE ANCHOR				
N/A	UNP885.0100	\$2.00		
TOGGLE ANCHOR BOLT				
N/A	UNP886.0300	\$.30		

DESCRIPTION: Aluminum track will accommodate one cantilever only. Use to hang CMW, MW and ST9000 components and work surfaces to reinforced drywall. Use of toggle anchor and bolts is strongly recommended. **SPECIFY:** Product Number, Paint Finish. For unpainted aluminum add suffix AL to Part Number (ex. STP034.65AL).

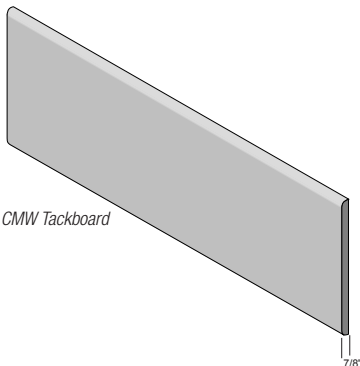
WALL CHANNEL DESCRIPTION: Wall hanger strips are used for mounting work surfaces and overhead storage units to walls. The finish standard is brushed aluminum.

DRYWALL INSTALLATION: Compatico Part Number UNP885.0100 Nylon Toggler with part number UPN886.0300 Toggler Anchor Bolt or equivalent are recommended.

STUD INSTALLATION: Use a standard no. 8 screw with flat head, cement block, poured walls and brick. Use a minimum no. 8 (1 1/2) sheet metal screw into anchors. **NOTE:** Wall Strips may be field painted without affecting the structural integrity. Walls must be structural load bearing. For example, the composite dry wall must be a minimum of 5/8" thick. Wood or metal studs must be nominal 4" x 2" and no greater than 24" separated and be tied into floor ceilings. It is recommended to consult a qualified contractor for proper mounting and load limitation to assure all local construction codes/laws are met.

WALL STRIP SIZE	NUMBER OF TOGGLERS (EVERY 6 1/2")
65"	10
75"	12

Fabric Covered Tackboards



Note: "Value" CMW Tackboard and Whiteboard (same size options as tackboards) - but design is squared with 1mm black pvc edging. See Accessories Section.

DIMENSIONS		TACK BOARD PRODUCT NUMBER	LIST PRICE	COM Fabric	Value Fabric	Grade 2 Fabric	Grade 3 Fabric	Grade 4 Fabric
Height	Width							
11.5H	24W	STA140.2400	\$81.00	-\$10	-\$5	+\$11	+\$26	+\$37
	30W	STA140.3000	86.00					
	36W	STA140.3600	100.00					
	42W	STA140.4200	105.00					
	48W	STA140.4800	105.00					
	60W	STA140.6000	116.00					
15.5H	24W	STA141.2400	\$85.00	-\$10	-\$5	+\$13	+\$30	+\$43
	30W	STA141.3000	91.00					
	36W	STA141.3600	111.00					
	42W	STA141.4200	116.00					
	48W	STA141.4800	116.00					
	60W	STA141.6000	125.00					

DESCRIPTION: Mount to slotted vertical channels on panel to provide tackable surface. Hardware included for field installation. **SPECIFY:** Product Number, Fabric Name and Grade. **NOTE:** For paper template used for hardware installation, go to www.compatico.com or the Accessories Section.

NOTE: See Accessory section in this price book for White Marker Board.

G2/GENESIS

G2/Genesis is a frame and tile system that offers versatile design, advanced electrical and data storage and a full palette of fabric and finish options. From starter work stations to floor-to-ceiling private offices, G2/Genesis does it with simplicity and cost-effectiveness. G2/Genesis is produced by Compatico, a company whose commitment to customer service and the price/quality value principal is unsurpassed in the office furniture industry. G2/Genesis features a rigid frame with squared ends and tubular steel. Plus, it's easy to install.

- Genesis Workstations
- Genesis Floor-To-Ceiling Walls
- Genesis Benching

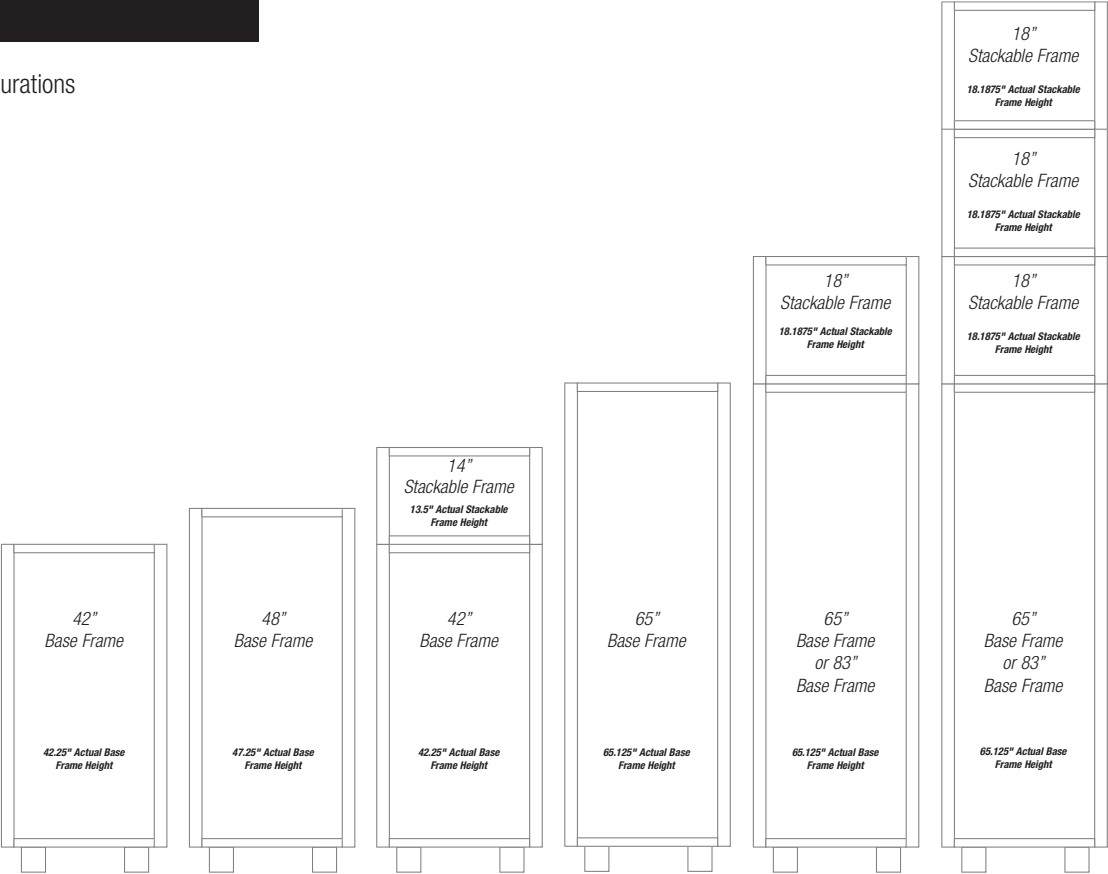
G2/Genesis



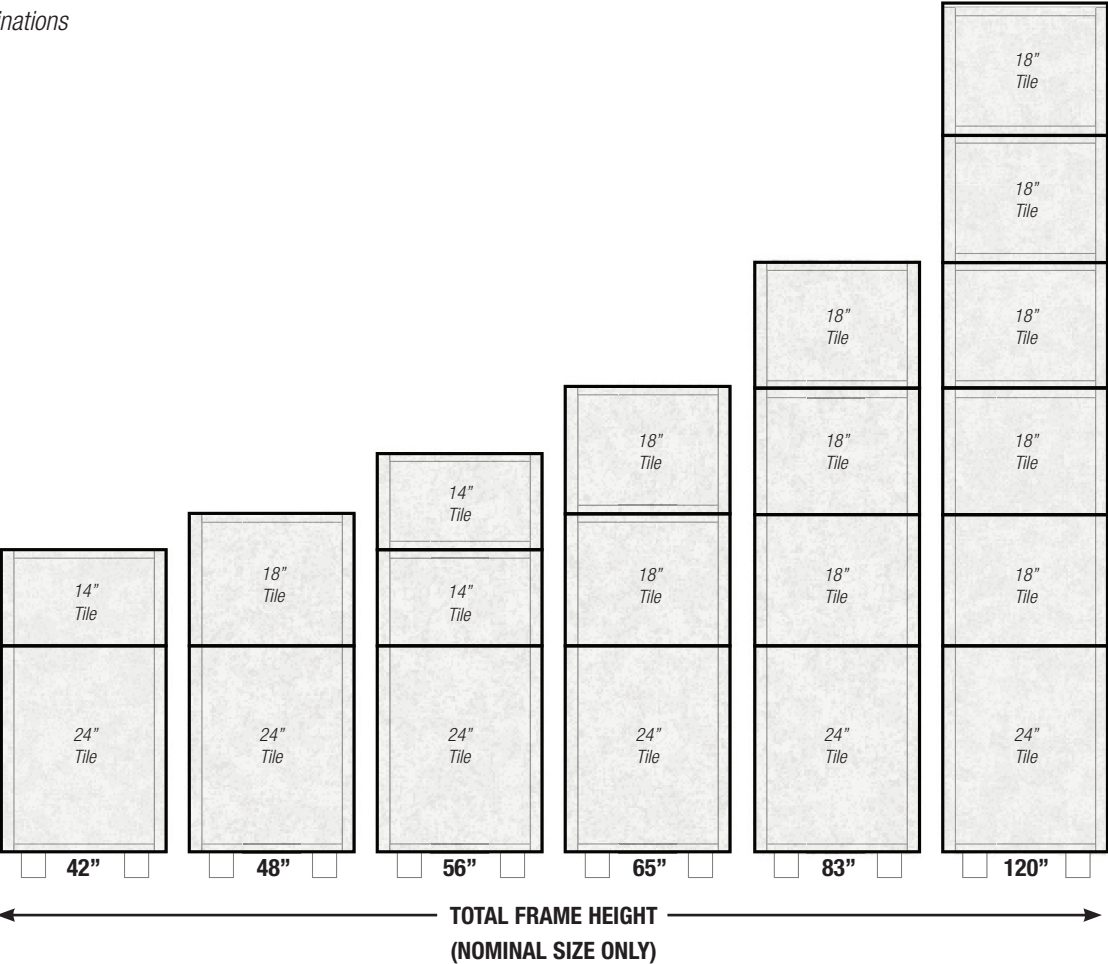
G2/GENESIS & BENCHING

- Compatico Systems Terms & Conditions
- Surface Materials
- AO2
- CMW
- G2/Genesis & Benching
- Frames
- Hush
- FreshFIT
- Electrical
- Storage
- Worksurfaces
- Conference & Training Tables
- Legs
- Height Adjustable Legs
- Accessories
- FS Desking & Seating
- References

Frame Configurations



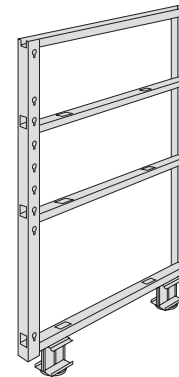
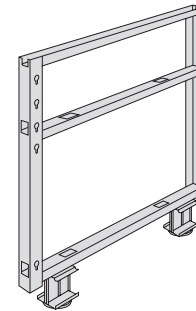
Tile Configurations *typical combinations*



DIMENSIONS		PRODUCT NUMBER	LIST PRICE
Height	Width		
42 (Actual 42.25")	24W	PF4224BK	\$170.00
	30W	PF4230BK	179.00
	36W	PF4236BK	196.00
	42W	PF4242BK	220.00
	48W	PF4248BK	255.00
48 (Actual 47.25")	24W	PF4824BK	\$177.00
	30W	PF4830BK	190.00
	36W	PF4836BK	203.00
	42W	PF4842BK	225.00
	48W	PF4848BK	252.00
65 (Actual 65.125")	24W	PF6524BK	\$215.00
	30W	PF6530BK	230.00
	36W	PF6536BK	247.00
	42W	PF6542BK	278.00
	48W	PF6548BK	315.00

DESCRIPTION: Fully welded 14 gauge roll formed, cold rolled steel. Powder coated black paint finish. Slotted uprights support components at 1" increments. Top, middle and bottom cable distribution, plus two vertical cable access channels. 3 1/4" finished panel thickness (2" deep interior cavity). Gravity lock, keyhole slots accept panel inserts for tile segments. Straight line, steel panel-to-panel connectors included. 3" adjustable leveling glides. Panel connections accomplished with 13mm wrench.

SPECIFY: Product Number and Quantity Options: Tiles, Panel Top Caps, Panel Base Covers, Power Distribution available for field installation.



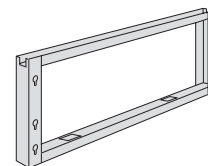
Panel Base Frame

DIMENSIONS		PRODUCT NUMBER	LIST PRICE
Height	Width		
9 (Actual 9")	24W	PFS0924BK	\$66.00
	30W	PFS0930BK	68.00
	36W	PFS0936BK	78.00
	42W	PFS0942BK	86.00
	48W	PFS0948BK	120.00
14 (Actual 13.5")	24W	PFS1424BK	\$67.00
	30W	PFS1430BK	74.00
	36W	PFS1436BK	81.00
	42W	PFS1442BK	94.00
	48W	PFS1448BK	119.00
18 (Actual 18.1875")	24W	PFS1824BK	\$72.00
	30W	PFS1830BK	80.00
	36W	PFS1836BK	86.00
	42W	PFS1842BK	94.00
	48W	PFS1848BK	99.00

DESCRIPTION: Stacks on existing panel frame. Supports Overhead Storage. Fully welded 14 gauge roll formed, cold rolled steel. Powder coated black paint finish. Slotted uprights support components at 1" increments. Allows top-level cable lay-in and two vertical cable access channels. 3 1/4" finished panel thickness (2" deep interior cavity). Gravity lock, keyhole slots accept panel inserts. Straight line, steel panel-to-panel connectors included. Panel connections accomplished with 13mm wrench.

SPECIFY: Product Number and Quantity Options: Panel Tiles, Panel Top Caps, Telecommunications Connecting Hardware available for field installation.

NOTE: Panel Base Frame required below Stackable Panel Frame.



Stackable Frame

Compatico Systems
Terms & Conditions

Surface Materials

AO2

CMW

G2/Genesis &
Benching

Frames

Hush

FreshFIT

Electrical

Storage

Worksurfaces

Conference &
Training Tables

Legs

Height Adjustable
Legs

Accessories

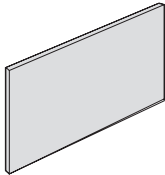
FS Desking &
Seating

References

G2/GENESIS & BENCHING

Compatico Systems Terms & Conditions
Surface Materials
AO2
CMW
G2/Genesis & Benching
Frames
Hush
FreshFIT
Electrical
Storage
Worksurfaces
Conference & Training Tables
Legs
Height Adjustable Legs
Accessories
FS Desking & Seating
References

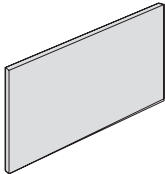
Panel Tiles
Fabric (Tackable and Acoustical)



DIMENSIONS		PRODUCT NUMBER	GRADE 1 LIST PRICE	COM Fabric	Value Fabric	Grade 2 Fabric	Grade 3 Fabric	Grade 4 Fabric
Height	Width							
9H	23 5/8W	PST0924	\$61.00	-\$5	-\$3	+\$14	+\$23	+\$42
	29 5/8W	PST0930	86.00					
	35 5/8W	PST0936	68.00					
	42 5/8W	PST0942	73.00					
	47 5/8W	PST0948	88.00					
13 7/16H	23 5/8W	PST1424	\$58.00	-\$6	-\$3	+\$16	+\$28	+\$48
	29 5/8W	PST1430	62.00					
	35 5/8W	PST1436	81.00					
	42 5/8W	PST1442	85.00					
	47 5/8W	PST1448	90.00					
18 1/18H	23 5/8W	PST1824	\$65.00	-\$8	-\$4	+\$27	+\$32	+\$54
	29 5/8W	PST1830	70.00					
	35 5/8W	PST1836	94.00					
	42 5/8W	PST1842	99.00					
	47 5/8W	PST1848	104.00					
23 1/2H	23 5/8W	PST2424	\$77.00	-\$10	-\$5	+\$29	+\$40	+\$74
	29 5/8W	PST2430	84.00					
	35 5/8W	PST2436	114.00					
	42 5/8W	PST2442	123.00					
	47 5/8W	PST2448	127.00					

DESCRIPTION: Acoustical, tackable sound batting enveloped in 20 gauge cold-peeled steel tile wrapped in fabric. Removable/replaceable (no tools required). Class-A Interior wall and ceiling fire rating certified. Can be reupholstered in the field. **SPECIFY:** Product Number, Quantity, Fabric (Pattern and Color). Refer to Fabric Grades. **NOTE:** 23 1/2" H Tile used only at base above raceway. **NOTE:** 42 5/8" W Tiles are available, but longer lead times may apply.

Panel Tiles
Fabric Non-Tackable



DIMENSIONS		PRODUCT NUMBER	LIST PRICE	COM Fabric	Exclusive and Value Fabric	Grade 2 Fabric	Grade 3 Fabric	Grade 4 Fabric
Height	Width							
9H	23 5/8W	PSNT0924	\$50.00	-\$5	-\$3	+\$14	+\$23	+\$42
	29 5/8W	PSNT0930	52.00					
	35 5/8W	PSNT0936	68.00					
	42 5/8W	PSNT0942	70.00					
	47 5/8W	PSNT0948	72.00					
13 7/16H	23 5/8W	PSNT1424	\$54.00	-\$6	-\$3	+\$16	+\$28	+\$48
	29 5/8W	PSNT1430	57.00					
	35 5/8W	PSNT1436	73.00					
	42 5/8W	PSNT1442	75.00					
	47 5/8W	PSNT1448	80.00					
18 1/18H	23 5/8W	PSNT1824	\$60.00	-\$8	-\$4	+\$27	+\$32	+\$54
	29 5/8W	PSNT1830	63.00					
	35 5/8W	PSNT1836	85.00					
	42 5/8W	PSNT1842	87.00					
	47 5/8W	PSNT1848	92.00					
23 1/2H	23 5/8W	PSNT2424	\$69.00	-\$10	-\$5	+\$29	+\$40	+\$74
	29 5/8W	PSNT2430	73.00					
	35 5/8W	PSNT2436	101.00					
	42 5/8W	PSNT2442	103.00					
	47 5/8W	PSNT2448	111.00					

DESCRIPTION: 20 gauge, cold rolled steel casing. Removable/replaceable (no tools required). Class-A Interior wall and ceiling finish certified. Can be reupholstered in the field. **SPECIFY:** Product Number, Quantity, Fabric (Pattern and Color). Refer to page 8 for Fabric Grades. **NOTE:** 23 1/2" H Tile used only at base above raceway. **NOTE:** 42 5/8" W Tiles are available, but longer lead times may apply.

DIMENSIONS		PRODUCT NUMBER	LIST PRICE
Height	Width		
13 7/16H	23 5/8W	PSP1424	\$59.00
	29 5/8W	PSP1430	65.00
	35 5/8W	PSP1436	73.00
	47 5/8W	PSP1448	87.00
18 1/8H	23 5/8W	PSP1824	\$66.00
	29 5/8W	PSP1830	79.00
	35 5/8W	PSP1836	84.00
	47 5/8W	PSP1848	102.00
23 1/2H	23 5/8W	PSP2424	\$93.00
	29 5/8W	PSP2430	104.00
	35 5/8W	PSP2436	123.00
	47 5/8W	PSP2448	153.00

DESCRIPTION: Powder coated paint finish. 20 gauge, cold rolled steel casing. Removable/replaceable (no tools required). Class A interior wall fire rating certified. **SPECIFY:** Product Number, Quantity, Finish. Refer to Paint Finishes. **NOTE:** 23 1/2" H Tile used only at base above raceway. **NOTE:** 42"W option available but a longer lead time may apply.

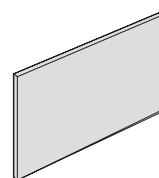
DIMENSIONS		PRODUCT NUMBER	LIST PRICE
Height	Width		
18 1/8H	23 5/8W	PSA1824	\$79.00
	29 5/8W	PSA1830	88.00
	35 5/8W	PSA1836	97.00
	47 5/8W	PSA1848	115.00
23 1/2H	23 5/8W	PSA2424	\$91.00
	29 5/8W	PSA2430	102.00
	35 5/8W	PSA2436	113.00
	47 5/8W	PSA2448	136.00

DESCRIPTION: Powder coated paint finish. Perforated steel pan to allow air circulation. 20 gauge, cold rolled steel casing. Removable/replaceable (no tools required). Class A interior wall fire rating certified. **SPECIFY:** Product Number, Quantity, Finish. Refer to Paint Finishes. **NOTE:** 23 1/2" H Tile used only at base above raceway. **NOTE:** 42"W option available but a longer lead time may apply.

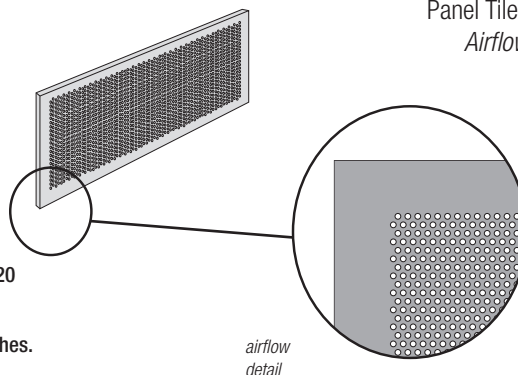
DIMENSIONS		PRODUCT NUMBER	LIST PRICE
Height	Width		
13 7/16H	23 5/8W	PSTR1424	\$197.00
	29 5/8W	PSTR1430	226.00
	35 5/8W	PSTR1436	256.00
	42 5/8W	PSTR1442	280.00
	47 5/8W	PSTR1448	310.00
18 1/8H	23 5/8W	PSTR1824	\$245.00
	29 5/8W	PSTR1830	280.00
	35 5/8W	PSTR1836	316.00
	42 5/8W	PSTR1842	352.00
	47 5/8W	PSTR1848	388.00

DESCRIPTION: High quality powder-coated aluminum accessory tool rail tile. **SPECIFY:** Part Number, Quantity, Finish. **NOTE:** See accessories section for hanging paper and document holder products.

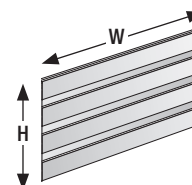
Panel Tiles
Painted



Panel Tiles
Airflow



Tool Rail Tile



Compatico Systems
Terms & Conditions

Surface Materials

AO2

CMW

G2/Genesis &
Benching

Frames

Hush

FreshFIT

Electrical

Storage

Worksurfaces

Conference &
Training Tables

Legs

Height Adjustable
Legs

Accessories

FS Desking &
Seating

References

G2/GENESIS & BENCHING

Compatico Systems
Terms & Conditions

Surface Materials

AO2

CMW

G2/Genesis &
Benching

Frames

Hush

FreshFIT

Electrical

Storage

Worksurfaces

Conference &
Training Tables

Legs

Height Adjustable
Legs

Accessories

FS Desking &
Seating

References

Monolithic Tiles



Actual tile height is 6" less than frame height due to electrical 4.36" raceway height and spacing.

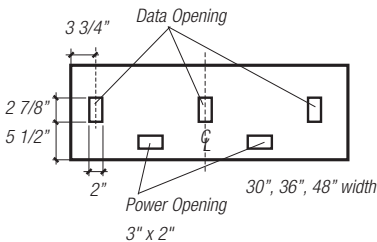
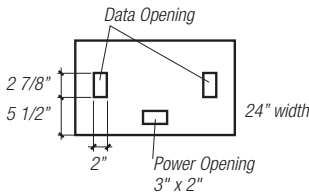
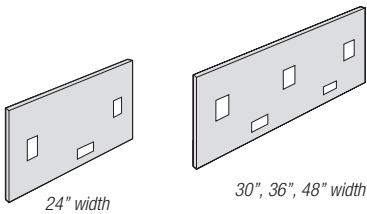
DIMENSIONS		PRODUCT NUMBER	Grade 1 List Price	COM Fabric	Value Fabric	Grade 2 Fabric	Grade 3 Fabric	Grade 4 Fabric
Height	Width							
42" frame	23 5/8W	PST4224	\$176.00					
	29 5/8W	PST4230	191.00					
	35 5/8W	PST4236	240.00	-\$37	-\$20	+\$27	+\$59	+\$85
	42 5/8W	PST4242	247.00					
	47 5/8W	PST4248	255.00					
48" frame	23 5/8W	PST4824	\$186.00					
	29 5/8W	PST4830	208.00					
	35 5/8W	PST4836	261.00	-\$47	-\$24	+\$30	+\$65	+\$95
	42 5/8W	PST4842	282.00					
	47 5/8W	PST4848	304.00					
65" frame	23 5/8W	PST6524	\$250.00					
	29 5/8W	PST6530	277.00					
	35 5/8W	PST6536	341.00	-\$60	-\$30	+\$38	+\$83	+\$121
	42 5/8W	PST6542	354.00					
	47 5/8W	PST6548	367.00					
83" frame	23 5/8W	PST8324	\$404.00					
	29 5/8W	PST8330	357.00					
	35 5/8W	PST8336	448.00	-\$74	-\$37	+\$47	+\$102	+\$149
	42 5/8W	PST8342	460.00					
	47 5/8W	PST8348	474.00					

DESCRIPTION: High-tech recycled composite board wrapped in fabric. Removable/replaceable (no tools required). Class-A Interior wall and ceiling finish certified. Can be reupholstered in the field.

SPECIFY: Product Number, Quantity, Fabric. Refer to fabrics.

NOTE: For laminate (instead of fabric) or for full height (monolithic tile without raceway), contact Compatico Project Management for details.

Panel Tiles
Power/Telecom



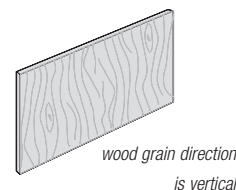
DIMENSIONS		PRODUCT NUMBER	Grade 1 LIST PRICE	COM Fabric	Value Fabric	Grade 2 Fabric	Grade 3 Fabric	Grade 4 Fabric
Height	Width							
13 7/16H	23 5/8W	PSD1424	\$61.00					
	29 5/8W	PSD1430	71.00					
	35 5/8W	PSD1436	95.00	-\$6	-\$3	+\$16	+\$28	+\$48
	47 5/8W	PSD1448	107.00					
18 1/18H	23 5/8W	PSD1824	\$83.00					
	29 5/8W	PSD1830	93.00					
	35 5/8W	PSD1836	115.00	-\$8	-\$4	+\$27	+\$32	+\$54
	47 5/8W	PSD1848	119.00					

DESCRIPTION: Contains knockouts for both power and telecommunications outlets. 20 gauge, cold rolled steel casing. Removable/replaceable (no tools required). Class A interior wall a fire rating certified. Can be reupholstered in the field. Includes two black painted steel bezels (one for 24") for duplex receptacle openings. **SPECIFY:** Product Number, Quantity, Fabric.

NOTE: Contact customer service for light switch application. **NOTE:** Hole "bezel" one (1) on 24"W tile and two (2) on other widths included upon request. **NOTE:** 42"W option available but a longer lead time may apply. **NOTE:** (1) Laminate version, (2) painted version, or (3) for special hole locations (Upcharge may apply)

DIMENSIONS		VERTICAL LAMINATE PRODUCT NUMBER	VERTICAL SURFACE LAMINATE LIST PRICE
Height	Width		
9H	23 5/8W	PSW0924L	\$59.00
	29 5/8W	PSW0930L	77.00
	35 5/8W	PSW0936L	88.00
	41 5/8W	PSW0942L	102.00
	47 5/8W	PSW0948L	116.00
13 7/16H	23 5/8W	PSW1424L	\$91.00
	29 5/8W	PSW1430L	115.00
	35 5/8W	PSW1436L	137.00
	41 5/8W	PSW1442L	150.00
	47 5/8W	PSW1448L	171.00
18 1/18H	23 5/8W	PSW1824L	\$113.00
	29 5/8W	PSW1830L	138.00
	35 5/8W	PSW1836L	163.00
	41 5/8W	PSW1842L	188.00
	47 5/8W	PSW1848L	214.00
23 1/2H	23 5/8W	PSW2424L	\$145.00
	29 5/8W	PSW2430L	178.00
	35 5/8W	PSW2436L	212.00
	41 5/8W	PSW2442L	245.00
	47 5/8W	PSW2448L	279.00

Vertical Laminate Tiles

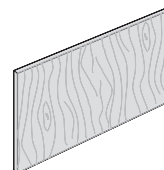


- Note:
- Take 5% off list price if using "BV" laminates
 - Take 10% off list price if using Value "SV" laminates

DESCRIPTION: Non-Tackable Laminate Panel Segments. **SPECIFY:** Product Number, Quantity, Laminate. **NOTE:** List Pricing is based on Standard Grade 1 Laminates from Wilsonart®, Nevamar®, Pionite®, and Formica®. Value Vertical HPL Laminates are available for a reduced price, see Vertical Surface Laminates for available selections. Contact Compatico Project Management for pricing. **NOTE:** Lowest Base Tile(s) must be 23 1/2 H version only. **NOTE:** For larger size monolithic tile pricing, see monolithic tiles or please call Compatico Project Management.

DIMENSIONS		PRODUCT NUMBER	LIST PRICE
Height	Width		
9H	23 5/8W	PSEL0924	\$159.00
	29 5/8W	PSEL0930	191.00
	35 5/8W	PSEL0936	223.00
	41 5/8W	PSEL0942	307.00
	47 5/8W	PSEL0948	307.00
13 7/16H	23 5/8W	PSEL1424	\$223.00
	29 5/8W	PSEL1430	277.00
	35 5/8W	PSEL1436	332.00
	41 5/8W	PSEL1442	448.00
	47 5/8W	PSEL1448	448.00
18 1/18H	23 5/8W	PSEL1824	\$282.00
	29 5/8W	PSEL1830	346.00
	35 5/8W	PSEL1836	416.00
	41 5/8W	PSEL1842	559.00
	47 5/8W	PSEL1848	559.00
23 1/2H	23 5/8W	PSEL2424	\$358.00
	29 5/8W	PSEL2430	443.00
	35 5/8W	PSEL2436	533.00
	41 5/8W	PSEL2442	719.00
	47 5/8W	PSEL2448	719.00

Metallic Designer Tiles
Laminated



Based on standard selection from
Chemetal®. View options at
www.chemetalco.com.

DESCRIPTION: Made from Non-Tackable Laminate Panel Segments with any standard grade 1 "900 Series" (Chemetal®) or "Basic Metal" (Formica) laminates. **SPECIFY:** Product Number, Quantity and Laminate Selection from Chemetal®. Call to confirm laminate grade such as "200-800 Series" from Chemetal® (possible upcharges may apply). **NOTE:** 23 1/2 H tile used only at base above raceway.

Compatico Systems
Terms & Conditions

Surface Materials

AO2

CMW

G2/Genesis &
Benching

Frames

Hush

FreshFIT

Electrical

Storage

Worksurfaces

Conference &
Training Tables

Legs

Height Adjustable
Legs

Accessories

FS Desking &
Seating

References

G2/GENESIS & BENCHING

Compatico Systems
Terms & Conditions

Surface Materials

AO2

CMW

G2/Genesis &
Benching

Frames

Hush

FreshFIT

Electrical

Storage

Worksurfaces

Conference &
Training Tables

Legs

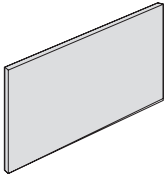
Height Adjustable
Legs

Accessories

FS Desking &
Seating

References

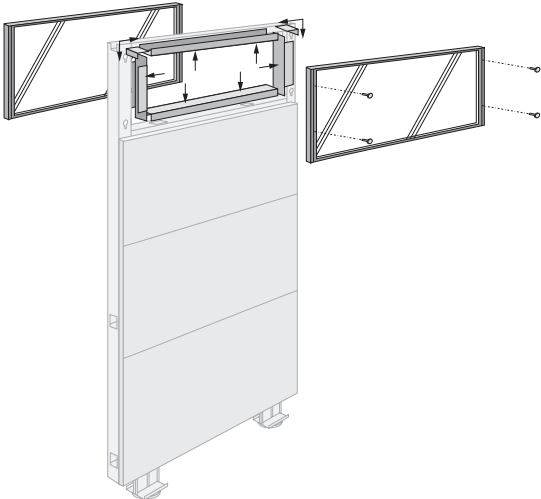
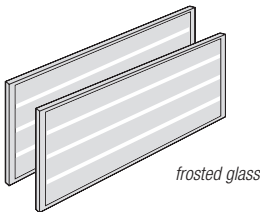
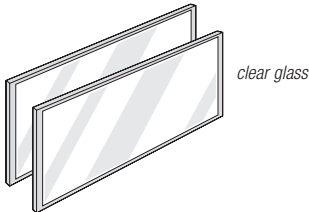
Panel Tiles
Marker Board



DIMENSIONS		PRODUCT NUMBER	LIST PRICE
Height	Width		
9H	23 5/8W	PSM0924	\$66.00
	29 5/8W	PSM0930	80.00
	35 5/8W	PSM0936	94.00
	41 5/8W 47	PSM0942	107.00
	5/8W	PSM0948	120.00
13 7/16H	23 5/8W	PSM1424	\$95.00
	29 5/8W	PSM1430	115.00
	35 5/8W	PSM1436	136.00
	41 5/8W 47	PSM1442	156.00
	5/8W	PSM1448	178.00
18 1/8H	23 5/8W	PSM1824	\$117.00
	29 5/8W	PSM1830	144.00
	35 5/8W	PSM1836	171.00
	41 5/8W 47	PSM1842	197.00
	5/8W	PSM1848	223.00

DESCRIPTION: Non-tackable, with a “ghost-resistant” HPL laminated tile finish (white). Non-magnetic.
SPECIFY: Product Number, Quantity.

Panel Tiles
Glass (clear or frosted)



DIMENSIONS		PRODUCT NUMBER	LIST PRICE
Height	Width		
CLEAR GLASS			
13 7/16H	23 5/8W	PSG1424	\$221.00
	29 5/8W	PSG1430	249.00
	35 5/8W	PSG1436	278.00
	47 5/8W	PSG1448	334.00
18 1/18H	23 5/8W	PSG1824	\$240.00
	29 5/8W	PSG1830	272.00
	35 5/8W	PSG1836	300.00
	47 5/8W	PSG1848	357.00
FROSTED GLASS			
13 7/16H	23 5/8W	PSGF1424	\$241.00
	29 5/8W	PSGF1430	275.00
	35 5/8W	PSGF1436	308.00
	47 5/8W	PSGF1448	375.00
18 1/18H	23 5/8W	PSGF1824	\$260.00
	29 5/8W	PSGF1830	296.00
	35 5/8W	PSGF1836	330.00
	47 5/8W	PSGF1848	397.00

DESCRIPTION: Aluminum frame with 5mm thick tempered glass. 20 gauge, cold rolled steel interior trim. Removable/replaceable (no tools required). Class A interior wall and ceiling finish certified.
SPECIFY: Product Number, Quantity. Refer to Paint Finishes.
NOTE: Glass panels sold in pairs. Available in Black Trim only.
NOTE: 42"W option available but a longer lead time may apply.

DIMENSIONS		PRODUCT NUMBER	LIST PRICE
Width			
24W		PBC24	\$56.00
30W		PBC30	64.00
36W		PBC36	72.00
42W		PBC42	79.00
48W		PBC48	89.00

DESCRIPTION: 4 5/16" high (excluding glides). 20 gauge cold rolled steel. Powder coated paint finish. Includes receptacle openings and snap-in/out filler(s). Removable to permit laying-in of cables.

SPECIFY: Product Number, Quantity and Finish. Refer to Paint Finishes. **NOTE:** Base covers come standard with power-ready knockouts and knockout cover clips. For additional outlet cover clips - add #PBCCAP \$3.00 list each and specify finish.

DIMENSIONS		PRODUCT NUMBER	LIST PRICE
Height	Frame W" / Door W"		
DOOR ONLY			
83H	36W / 29.75W	GNUDR36	\$1,363.00
83H	42W / 35.875W	GNUDR42	\$1,363.00
83H	42W / 35.875W	GNUDR42ADA	\$1,338.00
83H	48W / 41.75W	GNUDR48	\$1,363.00
83H	48W / 41.75	GNUDR48ADA	\$1,338.00
DOOR FRAME ONLY			
83H	36W	PDF8336R/L	\$693.00
83H	42W	PDF8342R/L	\$713.00
83H	48W	PDF8348R/L	\$719.00

DESCRIPTION: "Door frame" is adjustable up and down 3/4" to allow for irregular floors. Includes door frame, hinges, fasteners, threshold. Door includes door, brushed nickel knob and key set. Laminate door surfaces. Door frame includes 1 1/4" deep top raceway for laying-in of cables. Order top cap separately when not used in floor-to-ceiling application.

SPECIFY: Product Number, Quantity, Finish, Top Cap Finish, Door Laminate, Left or Right Handed. Refer to Paint Finishes.

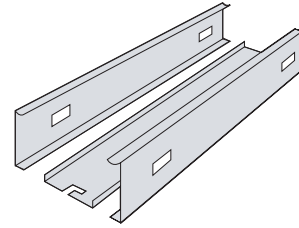
NOTE: To define door frame right/left (R/L) put your back to the hinge and swing your R/L arm in the direction the door is to swing. This defines the frame panel R/L specification. When you specify door panels to adjoining connectors, consult installation guide for proper installation. **NOTE:** ADA compliant hardware available (elongated door handle).

*Door and Frame ordered separately.

DIMENSIONS				PRODUCT NUMBER	LIST PRICE
Panel Height	Actual Panel Height	Door Opening Width	Actual Door Width		
65H	64.25H	36W	44.5W	GSD165.3600	\$2,556.00
		42W	48.5W	GSD165.4200	2,610.00
		48W	56.5W	GSD165.4800	2,663.00
83H	80.75H	36W	44.5W	GSD180.3600	\$2,769.00
		42W	48.5W	GSD180.4200	2,876.00
		48W	56.5W	GSD180.4800	2,982.00

DESCRIPTION: Sliding door is opaque acrylic. Rollers to make sliding easy. Aluminum Frame. Mounting brackets included. Reversible for both left and right. See www.compatico.com for installation instructions. **SPECIFY:** Finish (LG, MT, DT, LT, HT, WR, GV1, TV1, WB, BU/BK). Special finishes are available - add \$380 and one (1) week leadtime. **NOTE:** Door installation possible on 65" and 83" frame heights due to over-the-top connection bracket design.

Panel Base Covers



Compatico Systems
Terms & Conditions

Surface Materials

AO2

CMW

G2/Genesis &
Benching

Frames

Hush

FreshFIT

Electrical

Storage

Worksurfaces

Conference &
Training Tables

Legs

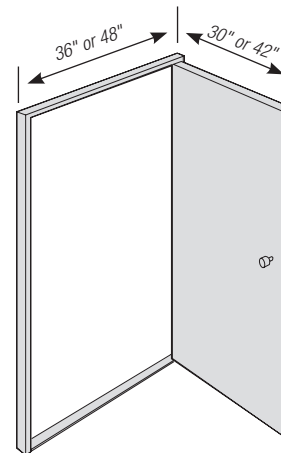
Height Adjustable
Legs

Accessories

FS Desking &
Seating

References

Door Panel & Door Kit
Frame and Door



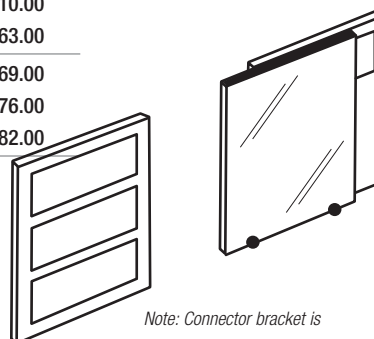
left-hand shown

Overall door width with frame 36"
(Actual door is 30")

Overall door width with frame 48"
(Actual door is 42")

Note: 32" or greater is required for ADA.

Sliding Door



Note: Connector bracket is
mounted on top of panel.

G2/GENESIS & BENCHING

Compatico Systems
Terms & Conditions

Surface Materials

AO2

CMW

G2/Genesis &
Benching

Frames

Hush

FreshFIT

Electrical

Storage

Worksurfaces

Conference &
Training Tables

Legs

Height Adjustable
Legs


Accessories

FS Desking &
Seating

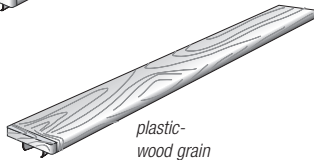
References

Panel Top Caps


plastic-
textured
painted



plastic-
wood grain



aluminum-
radius painted



DIMENSIONS	PLASTIC TEXTURED PAINTED		WOOD GRAIN		ALUMINUM RADIUS PAINTED	
Width	PRODUCT NUMBER	LIST PRICE	PRODUCT NUMBER	LIST PRICE	PRODUCT NUMBER	LIST PRICE
24W	PTC24	\$19.00	PTCW24	\$25.00	PTC24AL	\$40.00
30W	PTC30	22.00	PTCW30	28.00	PTC30AL	48.00
36W	PTC36	24.00	PTCW36	32.00	PTC36AL	63.00
42W	PTC42	30.00	PTCW42	38.00	PTC42AL	70.00
48W	PTC48	36.00	PTCW48	51.00	PTC48AL	92.00

DESCRIPTION: 3 1/4" wide and 1/2" thick, flush mounted design. Options include integrally colored textured paint finish, wood grain vinyl/wrap or *powder coat finish on aluminum*. Full length grip edge ensures secure fit. Reinforced gusset to prevent warping. Removable to permit laying-in of cables. **SPECIFY:** Product Number, Quantity, Finish. Refer to Paint Finishes. **NOTE:** For wood top caps/end caps contact Compatico Project Management.

DIMENSIONS		PLASTIC TEXTURED PAINTED		WOOD GRAIN		ALUMINUM RADIUS PAINTED	
		PRODUCT NUMBER	LIST PRICE	PRODUCT NUMBER	LIST PRICE	PRODUCT NUMBER	LIST PRICE

4 WAY CONNECTOR

3.25	.5	PCTC	\$3.00	PTCW	\$3.00	PCTCAL	\$4.00
------	----	------	--------	------	--------	--------	--------

3 WAY - 120° DEGREE CONNECTOR (FLAT PROFILE ALUMINUM)

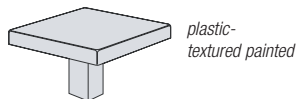
						PCTC3120	\$4.00
--	--	--	--	--	--	----------	--------

2 WAY - 135° DEGREE CONNECTOR (FLAT PROFILE ALUMINUM)

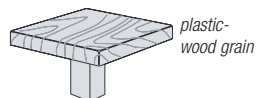
						PCTC2135	\$4.00
--	--	--	--	--	--	----------	--------

DESCRIPTION: 3 1/4" x 3 1/4" widths and 1/2" thick flush mounted design. Options include integrally colored, textured paint finish, wood grain vinyl/wrap or *powder coat finish on aluminum*. Grip fit maintains alignment and prevents dislodgement. Removable to permit laying-in of cables.

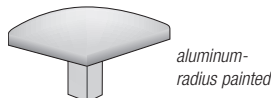
SPECIFY: Product Number, Quantity, Finish. Refer to Paint Finishes. **NOTE:** For wood top caps/end caps contact Compatico Project Management.



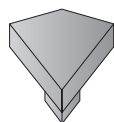
plastic-
textured
painted



plastic-
wood grain



aluminum-
radius painted



135° connector

(120° connector
top cap not shown)

DIMENSIONS	PLASTIC TEXTURED PAINTED		WOOD GRAIN		ALUMINUM RADIUS PAINTED	
Height	PRODUCT NUMBER	LIST PRICE	PRODUCT NUMBER	LIST PRICE	PRODUCT NUMBER	LIST PRICE
42.125H	EC42	\$26.00	ECW42	34.00	EC42AL	\$58.00
46.75H	EC48	28.00	ECW48	42.00	EC48AL	62.00
55.625H	EC56	33.00	ECW56	48.00	EC56AL	73.00
64.9375H	EC65	36.00	ECW65	48.00	EC65AL	85.00
83.125H	EC83	46.00	ECW83	60.00	EC83AL	107.00
144H	EC3300	70.00	N/A		N/A	

Panel End Cap Full Height

plastic -
textured painted



aluminum -
radius painted



plastic -
wood grain

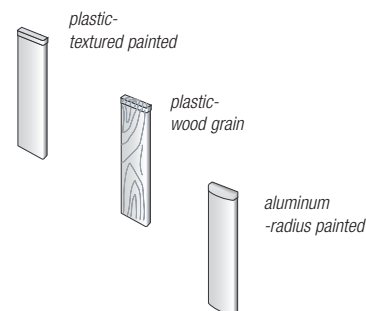


DESCRIPTION: 3 1/4" wide and 1/2" thick, flush mounted design. Options include integrally colored textured paint finish, wood grain, vinyl/wrap or *powder coat finish on aluminum*. Full-length panel frame grip edge with permanent mounting. Reinforced gusset to prevent warping. **SPECIFY:** Product Number, Quantity, Finish. Refer to Paint Finishes. **NOTE:** For wood top caps/end caps contact Compatico Project Management.

DIMENSIONS	PLASTIC TEXTURED PAINTED		WOOD GRAIN		ALUMINUM RADIUS PAINTED	
	PRODUCT NUMBER	LIST PRICE	PRODUCT NUMBER	LIST PRICE	PRODUCT NUMBER	LIST PRICE
Height						
42-48H	ECV06	\$7.00	ECVW06	\$9.00	ECV06AL	\$14.00
48-65, 65-83H	ECV18	14.00	ECVW18	19.00	ECV18AL	30.00
42-65H	ECV23	19.00	ECVW23	21.00	ECV23AL	34.00
48-83H	ECV35	26.00	ECVW35	29.00	ECV35AL	50.00

DESCRIPTION: 3 1/4" wide and 1/2" thick, flush mounted design. Options include integrally colored textured paint finish, wood grain vinyl/wrap or *powder coat finish on aluminum*.

Full-length panel frame grip edge with permanent mounting. Reinforced gusset to prevent warping. **SPECIFY:** Product Number, Quantity, Finish. **NOTE:** For 56"H frames or hi-lo panel end cap change of heights, contact Compatico Project Management.



Panel End Cap
Change of Height

DIMENSIONS	PRODUCT NUMBER	LIST PRICE
Height		
TWO WAY CONNECTOR		
42-48H	PCV29006	\$40.00
48-65, 65-83H	PCV29018	49.00
42-65H	PCV29023	52.00
48-83H	PCV29035	61.00
THREE WAY CONNECTOR		
42-48H	PCV306	\$38.00
48-65, 65-83H	PCV318	43.00
42-65H	PCV323	44.00
48-83H	PCV335	50.00

DESCRIPTION: 10 gauge, cold headed steel universal connector blocks. 20 gauge, cold rolled steel connector cover. *Powder coat finish on aluminum*. Includes connecting hardware.

SPECIFY: Product Number, Quantity, Finish. Order Top Cap separately.

NOTE: For wood top caps/end caps contact Compatico Project Management.

*End caps may require some field modification.

Connector
Change of Height

SEE NEXT PAGE FOR SCHEMATICS

Compatico Systems
Terms & Conditions

Surface Materials

AO2

CMW

G2/Genesis &
Benching

Frames

Hush

FreshFIT

Connector
Change of Height

Electrical

Storage

Worksurfaces

Conference &
Training Tables

Legs

Height Adjustable
Legs

Accessories

FS Desking &
Seating

References

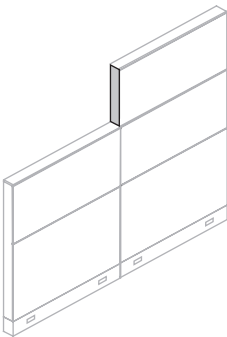
Panel Configurations

PART NO. CONFIGURATION

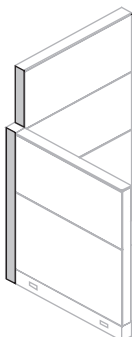
USES:

- Change of height panel end cap “ECVXX”
- Change of height connector-2 way and 3 way “PCVXX”
- Change of height connector- 4 way “PC400”

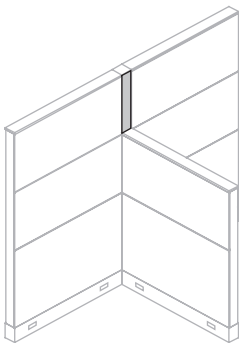
NOTE: If using aluminum top/end cap, some minor field fit required. Call Compatico Engineering if there are questions.



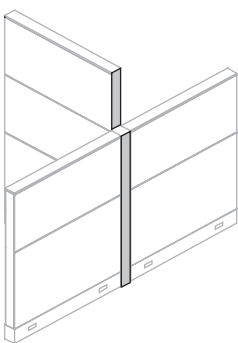
Specify (1)
change of height
panel end cap.



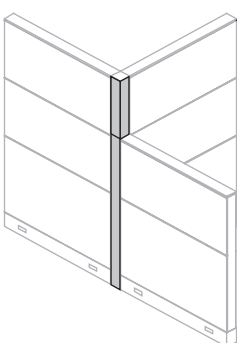
Specify (1) 2-way con-
nector by shorter panel
height plus
(1) change of height
panel end cap.



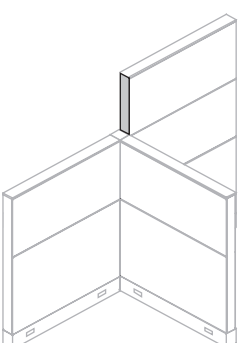
Specify three-way connector
by tallest panel height,
plus (1) change of height 3-way
connector.



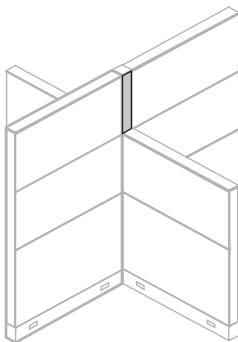
Specify three-way connector
by shortest panel height,
plus (1) change of height
panel end cap.



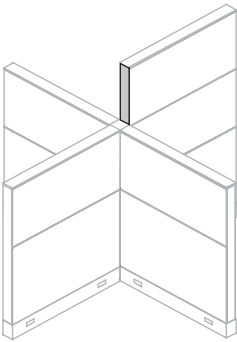
Specify three-way connector
by shortest panel height,
plus (1) change of height
2-way connector.



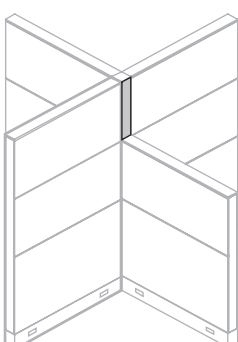
Specify three-way connector
by shortest panel height,
plus (1) change of height
panel end cap.



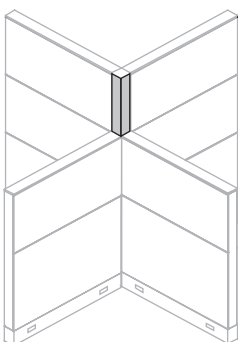
Specify (1) 4-way connector by
shortest panel, plus (2) change
of height 3-way connectors.



Specify (1) 4-way connector by
shortest, plus (1) change
of height panel end cap.



Specify (1) 4-way connector,
plus (1) change of height
3-way connector.



Specify (1) 4-way connector by
shortest panel, plus (1) change
of height 2-way connector.

DIMENSIONS		PRODUCT NUMBER	LIST PRICE
Height			
TWO WAY CONNECTOR - 90°			
41 1/2H	PC29042	\$79.00	
46 1/8H	PC29048	82.00	
55 1/16H	PC29056	101.00	
64 3/8	PC29065	108.00	
82 1/2	PC29083	136.00	
119 1/2	PC290120	177.00	
THREE WAY CONNECTOR - 90°			
41 1/2H	PC342	\$66.00	
46 1/8H	PC348	67.00	
55 1/16H	PC356	86.00	
64 3/8H	PC365	90.00	
82 1/2H	PC383	114.00	
119 1/2H	PC3120	141.00	
FOUR WAY CONNECTOR - 90°			
3 1/2H	PC400	\$42.00	

DESCRIPTION: Panel connection uses universal 10 gauge cold headed steel blocks. Connector covers use 20 gauge cold rolled steel screwed in place for stability. Powder coated paint finish. Connecting hardware included with part number selection. **SPECIFY:** Product Number, Quantity, Finish.

ORDERING NOTE: Specify Connector Top Cap separately (Product Number: PCTC or PCTCAL).

NOTE: PC400 consists of four blocks with connecting hardware and 78 3/4" x 3" x 3" foam insert light barrier. (field cut to size) Refer to Paint Finishes. (Four-way part number connector only available in BK).

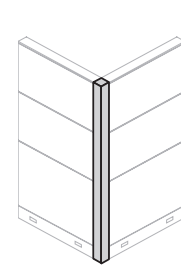
DIMENSIONS		PRODUCT NUMBER	LIST PRICES
Height			
TWO WAY CONNECTOR - 135°			
41 1/2H		PC213542	\$141.00
46 1/8H		PC213548	163.00
55 1/16H		PC213556	167.00
64 3/8H		PC213565	172.00
82 1/2H		PC213583	185.00
119 1/2H		PC2135120	246.00

DESCRIPTION: Panel connection uses universal 10 gauge cold headed steel blocks. Connector covers use 20 gauge cold rolled steel screwed in place for stability. Powder coated paint finish. Connecting hardware included with part number selection. **SPECIFY:** Product Number, Quantity. **ORDERING NOTE:** Specify Connector Top Cap separately (Product Number: PCTC2135). **NOTE:** Does not include or require light barrier.

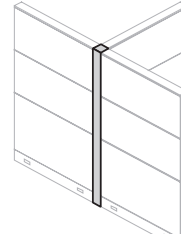
DIMENSIONS			DIMENSIONS		
Height	PRODUCT NUMBER	LIST PRICE	Height	PRODUCT NUMBER	LIST PRICE
THREE WAY CONNECTOR - 120°			TWO WAY CONNECTOR - 120° (NOT SHOWN)		
42"	PC312042	\$158.00	42"	PC212042	\$113.00
48"	PC312048	164.00	48"	PC212048	117.00
56"	PC312056	197.00	56"	PC212056	141.00
65"	PC312065	206.00	65"	PC212065	146.00
83"	PC312083	250.00	83"	PC212083	179.00
90"	PC312096	250.00	90"		
120"	PC3120120	309.00	120"	PC2120120	219.00

DESCRIPTION: Panel connection uses universal 10 gauge cold headed steel blocks. Connector covers use 20 gauge cold rolled steel screwed in place for stability. Powder coated paint finish. Connecting hardware included with part number selection. **SPECIFY:** Product Number, Quantity.

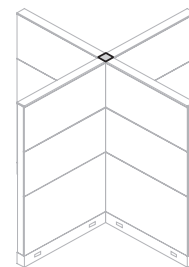
ORDERING NOTE: Specify Connector Top Cap separately (Product Number: PCTC3120).



Two-Way 90°
Panel
Connector

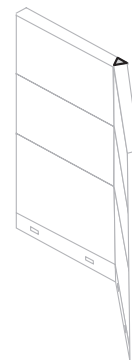


Three-Way
Panel
Connector



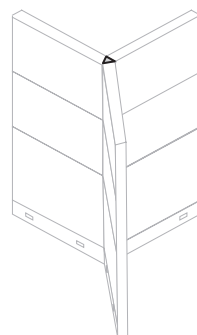
Four-Way
Panel
Connector

Specify Top Cap Separately - PCTC or PCTCAL



Two-Way
135°
Connector

Specify Top Cap Separately -
PCTC3125



Two-Way and
Three-Way
120°
Connector

Specify Top Cap
Separately - PCTC3120

Compatico Systems
Terms & Conditions

Surface Materials

AO2

CMW

G2/Genesis &
Benching

Frames

Hush

FreshFIT

Electrical

Storage

Worksurfaces

Conference &
Training Tables

Legs

Height Adjustable
Legs

Accessories

FS Desking &
Seating

References

Compatico Systems
Terms & Conditions

Surface Materials

AO2

CMW

G2/Genesis &
Benching

Frames

Hush

FreshFIT

Electrical

Storage

Worksurfaces

Conference &
Training Tables

Legs

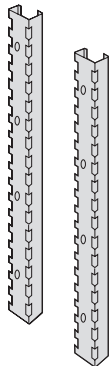
Height Adjustable
Legs

Accessories

FS Desking &
Seating

References

Wall Tracks -Pair



DIMENSIONS	PRODUCT NUMBER	LIST PRICE
Height		
65 1/16"H	WT	\$152.00

DESCRIPTION: Wall tracks are used for mounting work surfaces and overhead storage units to walls. 14 Gauge, roll formed, cold rolled steel. Powder coated paint finish. Slotted uprights support components at 1" increments. Mounting hardware not included. **SPECIFY:** Product Number, Quantity, Finish. **NOTE:** Two worksurface supports or storage components can share the same wall track. (However consult Compatico project management for gap spacing)
NOTE: See below for mounting guidelines.

Wall Starter




DESCRIPTION	DIMENSIONS	PRODUCT NUMBER	LIST PRICE
	Height		
Wall Starter	65 1/16H x 3 1/4" W	WST	\$74.00

DESCRIPTION: Cold rolled steel with powder coated finish. **SPECIFY:** Part Number, Quantity, Finish. **NOTE:** Wall Starter is not needed if walls are plumb or if field made shim (to ensure plumb wall) is used. Connections frame end to wall is possible using toggle bolts. **NOTE:** See below for mounting guidelines.

MOUNTING GUIDELINES (See instalation instructions)
FOR WALL STARTER OR WALL TRACKS

Toggler Anchor



DESCRIPTION	PRODUCT NUMBER	LIST PRICE
Nylon Toggler	UNP885.0100	\$2.00/each
Toggler Anchor Bolt	UNP886.0300	.30/each

DRYWALL INSTALLATION: Compatico part number UPN8850100 Nylon Toggler with part number UNP886.0300 Toggler Anchor Bolt or equivalent are recommended. **STUD INSTALLATION:** Use a standard no. 8 screw with flat head. CEMENT BLOCK, POURED WALLS, BRICK: Use a minimum no. 8 (1 1/2") sheet metal screw into anchors. **NOTE:** Wall strips may be field painted without affecting structural integrity. Walls must be structural and load bearing. For example, the composite dry wall must be a minimum of 5/8" thick. Wood or metal studs must be nominal 4" x 2" and no greater than 24" separated and be tied into floor and ceilings. It is recommended to consult a qualified contractor for proper mounting and load limitation to assure all local construction codes/laws are met.

WALL STRIPS	NUMBER OF TOGGLERS (every 6 1/2")
60"	8
72"	10
84"	12

DIMENSIONS		PRODUCT NUMBER	LIST PRICE
Height			
65"H		TMK	\$38.00

DESCRIPTION: T-Mount Kit may be used for 90° panel-to-panel off module connection. Hole alignments will not affect tiles as T-Mount holes line up with frame cross members. Self tapping screws required and not included (quantity eight (8)-1 1/2" screws).

T-Mount Kit



Compatico Systems
Terms & Conditions

Surface Materials

AO2

CMW

G2/Genesis &
Benching

Frames

Hush

FreshFIT

Electrical

Storage

Worksurfaces

Conference &
Training Tables

Legs

Height Adjustable
Legs

Accessories

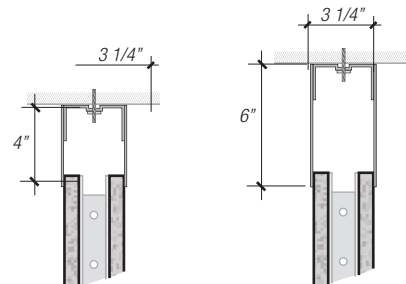
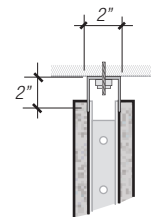
FS Desking &
Seating

References

FLOOR-TO-CEILING REQUIREMENTS AND APPLICATION

DIMENSIONS		PRODUCT NUMBER	LIST PRICE
Length			
96L	2"	CT96	\$79.00
	4"	CT9604	197.00
	6"	CT9606	240.00
120L	2"	CT120	\$92.00
	4"	CT12004	232.00
	6"	CT12006	286.00
	Tee Bar Clip	UNP000.00ZI	\$5.00

Ceiling Track
for floor to ceiling specification
and installation



DESCRIPTION: Powder coated, formed steel, channel attaches to most standard ceiling grids. Mounting hardware not included. Refer to installation instructions on Compatico website.

SPECIFY: Product Number, Quantity, Black Only. **NOTE:** Drop ceiling connections may use tee bar clips to attach ceiling track.

SPECIFICATION GUIDELINES: It is critical that accurate field measurements are taken and communicated to Compatico Project Management before quoting. Project Management will specify frame and tile heights to the ceiling height measurement - results will be no greater than 3" difference. Corresponding ceiling track will be specified and adjustable frame levelers during installation should be used to at least maintain a 1" insertion of ceiling track into top frame channel. **NOTE:** Any panel run span over 6' or any floor-to-ceiling with door(s) should be supported with either wing panels at 90° or floor supported work surfaces.

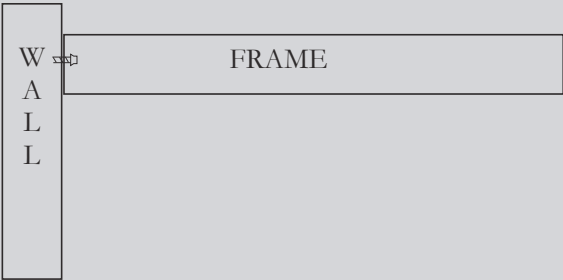
NOTE: Specifications requiring door installation next to wall should be reviewed by Compatico Project Management.



SCENARIO 1:
PANEL FRAME RUN OFF SOLID WALL:

OPTION 1: (Assumes walls are plumb vertically)
Frame may be attached directly to the wall (no wall starter required). Steps: Place frame end flush against wall, level frame using leveling guides, mark wall holes through frame, drill holes and install toggle anchors, secure frame end to wall and attach with anchor bolts. Minimum (1) every 12” of height.

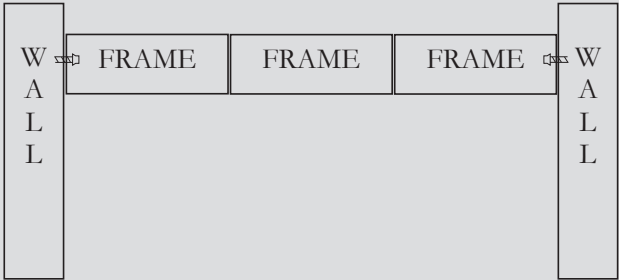
OPTION 2: (Assumes walls are not plumb vertically)
Qualified installation team may field fabricate a spacer shim to create plumb vertical condition. Spacer shim can be made of wood or metal, and painted to match wall color. Once spacer shim created – follow instructions in option 1 (placing shim between frame end and wall). Note: Longer toggle bolts may be required.



SCENARIO 2:
PANEL FRAME RUN BETWEEN TWO FIXED SOLID WALLS

OPTION 1: (Assumes cumulative specified frame widths matches wall to wall spacing)
Specify: Frames desired and see “specification and installation guidelines for solid wall to frame end attachment.”

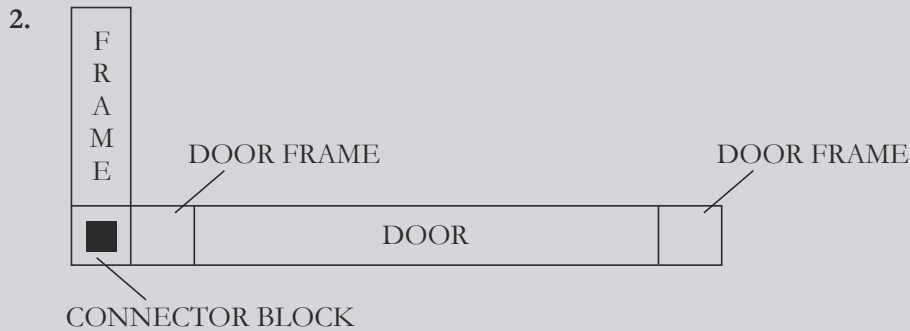
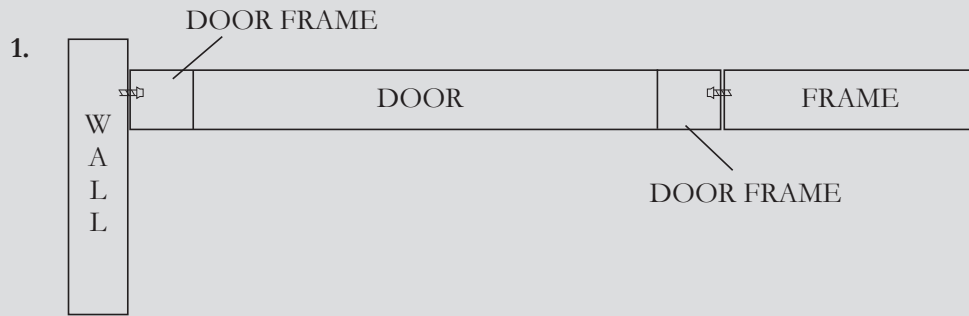
OPTION 2: (Assumes cumulative specified frame widths do not match wall spacing)
Specify: Frames desired as close to wall-to-wall dimensions. Qualified installation team should field fabricate space shim to make up the dimensional difference (wall to wall dimension less combined frame widths = spacer required). **NOTE:** This spacer can also insure plumb wall condition. Two or one spacer possible. Spacer may be wood or metal, and painted to match wall color.



SCENARIO 3:**DOOR AND DOOR FRAME ARE PART OF PANEL RUN:**

OPTION 1: Layouts requiring a door should first consider door design/installations between panel frames.

1. If the layout is requiring a door next to a wall, then it's recommended to place the door hinges next to the wall. Field modification (drilling toggle bolts holes under hinge attachment area on door jamb) is required.
2. If the layout is requiring a door next to a 2-way, 3-way, or 4-way connector—with modification to the post (connector block) by drilling out threaded bolt insert this allows easy door installation.

**SPECIFICATION AND INSTALLATION POINTERS:**

- Receive and verify components staging for installation
- Test frame levelers to ensure threads are loose.
- Build Frame Structure - Hand tighten - then level - then fully tighten
- Transitioning from stacker to base frame heights may alter end cap installation, and require special installation (cutting end caps, using self-tapping screws).
- Installing flipper cabinet or shelf at end of panel run is not recommended without support or balance on opposing side.
- Flipper cabinets and full-height shelves must be mounted on base frames or 18" stackers.
- You can enlarge center hole in square corner connector block to accept power if running power through connectors.
- Not recommended to use glass tile at top if going to ceiling because ceiling track will cover a portion of glass tile.
- Plastic wood top and side caps may vary slightly in color shades.
- 18" and 60" wide frames are available with extended leadtime.
- For 120° and 135° layouts, plastic top/end caps are recommended.
- 24" tiles are for bottom location only.
- For floor to ceiling applications and custom sizes consult Compatico Project Management. (Confirm exact ceiling heights at multiple locations.)
- For complex installations, call Compatico Engineering. Also visit www.compatico.com and search "Genesis Installation Instructions."

Compatico Systems
Terms & Conditions

Surface Materials

AO2

CMW

**G2/Genesis &
Benching**

Frames

Hush

FreshFIT

Electrical

Storage

Worksurfaces

Conference &
Training Tables

Legs

Height Adjustable
Legs

Accessories

FS Desking &
Seating

References

G2B/GENESIS BENCHING

G2B/Genesis Benching is an extension of Compatico's award winning, designed tile and frame panel system. G2B complements the current G2/Genesis work station and floor-to-ceiling family. Now design meets flexibility and value; from 14 gauge tubular welded frames, a variety of solutions can be created and reconfigured. G2B is electrical/data friendly, BIFMA level® certified, GSA approved, and Made-In-The-USA.

G2B/Genesis Benching



DIMENSIONS			PRODUCT NUMBER	DESCRIPTION	SCREEN WITH BU PAINTED CLIPS LIST PRICE	SCREEN WITH BRUSHED NICKEL CLIPS LIST PRICE
Width	Height	Depth				
22W	12H	.22D	GBADSC12H22W	Clear	\$129.00	\$141.00
28W			GBADSC12H28W		\$144.00	\$156.00
34W			GBADSC12H34W		\$158.00	\$167.00
40W			GBADSC12H40W		\$202.00	\$220.00
46W			GBADSC12H46W		\$213.00	\$232.00
22W	12H	.22D	GBADSS12H22W	Smoked	\$136.00	\$148.00
28W			GBADSS12H28W		\$153.00	\$166.00
34W			GBADSS12H34W		\$170.00	\$188.00
40W			GBADSS12H40W		\$214.00	\$233.00
46W			GBADSS12H46W		\$227.00	\$246.00
22W	12H	.22D	GBADSA12H22W	Adobe	\$146.00	\$163.00
28W			GBADSA12H28W		\$171.00	\$187.00
34W			GBADSA12H34W		\$190.00	\$208.00
40W			GBADSA12H40W		\$236.00	\$260.00
46W			GBADSA12H46W		\$253.00	\$278.00
22W	12H	.22D	GBADSF12H22W	Frosted	\$158.00	\$176.00
28W			GBADSF12H28W		\$187.00	\$204.00
34W			GBADSF12H34W		\$211.00	\$227.00
40W			GBADSF12H40W		\$257.00	\$283.00
46W			GBADSF12H46W		\$277.00	\$301.00

DESCRIPTION: Acrylic divider screen sits 12" above worksurface to define space between co-workers. Divider has polished edges and slightly radiused corner. Clips available in BU (Black Umber) paint or Brushed Nickel. Two (2) clips included for 22", 28", 34". Three (3) clips included for 40", 46". **SPECIFY:** Product Number, Clip Finish. **NOTE:** Mounting screws not included.

ATTACHMENT METHOD:

1" wood screws required for worksurfaces. Toggle bolts required for tops of panels. Call Compatico Customer Service or Project Management for assistance.

*Smaller mini-clips 1" w x 1.125" h also available in additional finishes (Limited screen height 12")

G2B Acrylic Divider Screen



acrylic divider screen
clear



acrylic divider screen
smoked



acrylic divider screen
adobe



acrylic divider screen
frosted



Divider Screen Clips Included

screwed into the topside or
underside of worksurface, or
panel top cap

Compatico Systems
Terms & Conditions

Surface Materials

AO2

CMW

G2/Genesis &
Benching

Frames

Hush

FreshFIT

Electrical

Storage

Worksurfaces

Conference &
Training Tables

Legs

Height Adjustable
Legs

Accessories

FS Desking &
Seating

References

G2/GENESIS & BENCHING

Compatico Systems
Terms & Conditions

G2B Tempered Glass Screen Divider

Surface Materials

AO2

CMW

G2/Genesis &
Benching

Frames

Hush

FreshFIT

Electrical

Storage

Worksurfaces

Conference &
Training Tables

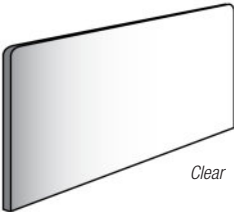
Legs

Height Adjustable
Legs

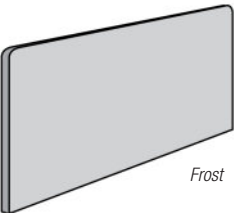
Accessories

FS Desking &
Seating

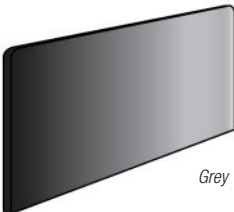
References



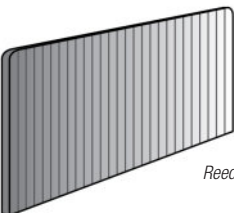
Clear



Frost



Grey



Reed



Divider Screen Clips Included

screwed into the topside or
underside of worksurface, or
panel top cap

DIMENSIONS				DESCRIPTION	SCREEN WITH BU PAINTED CLIPS LIST PRICE	SCREEN WITH BRUSHED NICKEL CLIPS LIST PRICE
Width	Height	Depth				
16W	12H	0.25D	G2BTGSC16	Clear	\$146.00	\$163.00
22W			G2BTGSC22		\$150.00	\$167.00
34W			G2BTGSC34		\$158.00	\$176.00
46W			G2BTGSC46		\$212.00	\$238.00
16W	12H	0.25D	G2BTGSF16	Frost	\$202.00	\$218.00
22W			G2BTGSF22		\$206.00	\$222.00
34W			G2BTGSF34		\$214.00	\$232.00
46W			G2BTGSF46		\$285.00	\$311.00
16W	12H	0.25D	G2BTGSG16	Grey	\$174.00	\$190.00
22W			G2BTGSG22		\$178.00	\$194.00
34W			G2BTGSG34		\$181.00	\$198.00
46W			G2BTGSG46		\$241.00	\$265.00
16W	12H	0.25D	G2BTGSR16	Reed	\$236.00	\$250.00
22W			G2BTGSR22		\$240.00	\$256.00
34W			G2BTGSR34		\$248.00	\$265.00
46W			G2BTGSR46		\$330.00	\$356.00

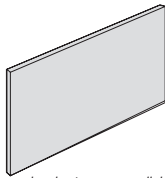
DESCRIPTION: Tempered glass divider screen sits 12" above worksurface to define space between co-workers. Divider has polished edges and slightly radiused corner. Clips available in BU (Black Umber) paint or Brushed Nickel. Two (2) clips included for 16", 22", 34". Three (3) clips included for 46". **SPECIFY:** Product Number, Clip Finish. **NOTE:** Mounting screws not included.

ATTACHMENT METHOD:

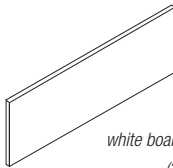
1" wood screws required for worksurfaces. Toggle bolts required for tops of panels. Call Compatico Customer Service or Project Management for assistance.

*Smaller mini-clip 1" w x 1.125" h also available in more finish options. (Limited screen height 12")

DIMENSIONS			LAMINATE PRODUCT NUMBER	SCREEN WITH BU PAINTED CLIPS LIST PRICE	SCREEN WITH BRUSHED NICKEL CLIPS LIST PRICE	WHITE BOARD PRODUCT NUMBER	SCREEN WITH BU PAINTED CLIPS LIST PRICE	SCREEN WITH BRUSHED NICKEL CLIPS LIST PRICE
Width	Height	Depth						
22W	12H	.5D	GBLSD12H22W	\$136.00	\$152.00	GBWSD12H22W	\$123.00	\$140.00
28W			GBLSD12H28W	\$156.00	\$173.00	GBWSD12H28W	\$141.00	\$157.00
34W			GBLSD12H34W	\$178.00	\$194.00	GBWSD12H34W	\$158.00	\$175.00
40W			GBLSD12H40W	\$228.00	\$254.00	GBWSD12H40W	\$205.00	\$230.00
46W			GBLSD12H46W	\$249.00	\$275.00	GBWSD12H46W	\$222.00	\$248.00
58W			GBLSD12H58W	\$291.00	\$317.00	GBWSD12H58W	\$257.00	\$283.00
70W			GBLSD12H70W	\$332.00	\$358.00	GBWSD12H70W	\$292.00	\$318.00



laminate screen divider
(2 sided)



white board screen divider
(2 sided)

DESCRIPTION: Hard surface divider screen sits 12" above worksurface to define space between co-workers. Divider is laminated on 2 sides with 1mm black edging. Corners are square cut design. Clips available in BU (Black Umber) paint or Brushed Nickel. Two (2) clips included for 22", 28", 34". Three (3) clips included for 40", 46", 58", 70". **SPECIFY:** Product Number, Clip Finish, Laminate Selection. **NOTE:** Mounting hardware not included. See Compatico Price Book for standard laminates.

ATTACHMENT METHOD:

1" wood screws required for worksurfaces. Toggle bolts required for tops of panels. Call Compatico Customer Service or Project Management for assistance.

*Smaller mini-clip 1" w x 1.125" h also available in more finish options. (Limited screen height 12")



Divider Screen Clips Included

screwed into the topside or
underside of worksurface, or
panel top cap

Surface Materials

AO2

CMW

G2/Genesis &
Benching

Frames

Hush

FreshFIT

Electrical

Storage

Worksurfaces

Conference &
Training Tables

Legs

Height Adjustable
Legs

Accessories

FS Desking &
Seating

References

G2/GENESIS & BENCHING

Compatico Systems
Terms & Conditions

Surface Materials

AO2

CMW

G2/Genesis &
Benching

Frames

Hush

FreshFIT

Electrical

Storage

Worksurfaces

Conference &
Training Tables

Legs

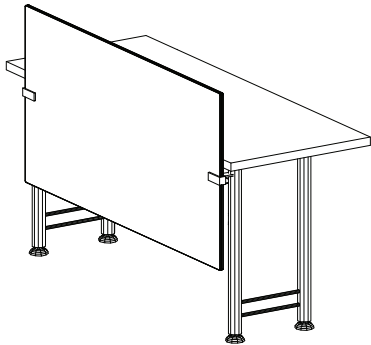
Height Adjustable
Legs

Accessories

FS Desking &
Seating

References

G2BCombination Divider/
Modesty Screen
Fabric



Combination Screen Clamps Included

Pictured: Left hand clamp

DIMENSIONS				PRODUCT NUMBER	SCREEN WITH BU PAINTED CLIPS LIST PRICE	COM FABRIC	VALUE DEDUCT
Actual Width	Width	Height	Depth				
22W	24W	27H	.5D	GBMP27H22W	\$417.00	-\$10	-\$5
28W	30W			GBMP27H28W	\$460.00		
34W	36W			GBMP27H34W	\$486.00		
40W	42W			GBMP27H40W	\$511.00		
46W	48W			GBMP27H46W	\$537.00		
58W	60W			GBMP27H58W	\$590.00		
64W	66W			GBMP27H70W	\$641.00		

DESCRIPTION: Fabric combination divider/modesty panel screen. Screen clamp fastens underneath worksurface and draws divider/modesty panel tight to front of worksurface edge. Two (2) screen clamps included. **SPECIFY:** Product Number and Fabric.

NOTE: Screen clamp is BU, Black Umber. Other finishes available for upcharge, Contact Compatico Customer Service. **DESIGN NOTE:** Screen clamp requires 1"per clamped side for bracket and soft touch knob. Therefore actual widths are 2" less than worksurface widths. Use next size down as alternative depending on spacing desired.

NOTE: Hardware screws not included.

PRODUCT NUMBER	DESCRIPTION U CLIP	LIST PRICE
GBTCO.XX	Black Umber (BU) White Wonder (WD) Innertone Light (HF) Metallic Silver (MS) Medium Tone (MT) Brushed Nickel (BN)	\$32.00

G2B Divider Screen Clip

Compatico Systems
Terms & Conditions

Surface Materials

AO2

CMW

G2/Genesis &
Benching

Frames

Hush

FreshFIT

Electrical

Storage

Worksurfaces

Conference &
Training Tables

Legs

Height Adjustable
Legs

Accessories

FS Desking &
Seating

References

DESCRIPTION: Fastens divider screen to worksurface top. Rubber pads for sturdy grip. Holds 1/4" thick screens. Mounting screws not included due to variation of desired mounting applications (e.g. worksurface, panel tops). Dimensions: W: 2 1/8" x H: 2 1/8" x D: 1". Finish Options: Insert finish code for part number (.xx).


SPECIFY: Product Number, Finish. **NOTE:** Additional finish options are available, extended leadtimes and upcharges may apply.



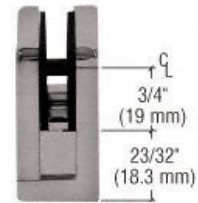
Base View



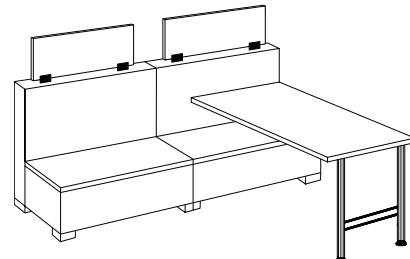
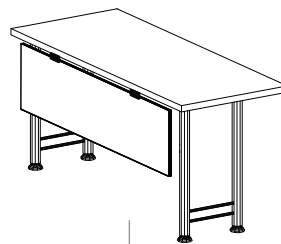
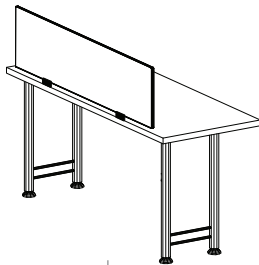
Front View



Rear View



Side View



PRODUCT NUMBER	DESCRIPTION STRAIGHT CLIP	LIST PRICE
GBTCS.XX	Black Umber (BU) White Wonder (WD) Innertone Light (HF) Metallic Silver (MS) Medium Tone (MT) Brushed Nickel (BN)	\$149.00

Only available
Brushed Nickel

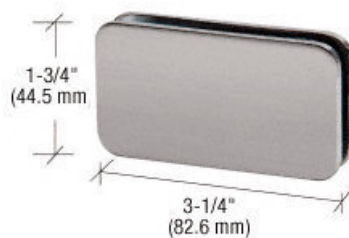
180° Divider Screen Clip

DESCRIPTION: Fastens two (2) dividers screens at inline (180 degrees).

Dimensions: W: 3 1/4" x H: 1 3/4" x D: 5/8".

Finish options: Insert finish code for part number (.XX). **SPECIFY:** Product Number, Finish. **NOTE:**

Additional finish options are available, extended leadtimes and upcharges may apply. For orders over 100, call for pricing.



Front View



Top View



Rear View

180° Divider Screen Clips
stabilize Divider Screens



G2/GENESIS & BENCHING


- Compatico Systems
Terms & Conditions
- Surface Materials
- AO2
- CMW
- G2/Genesis &
Benching
- Frames
- Hush
- FreshFIT
- Electrical
- Storage
- Worksurfaces
- Conference &
Training Tables
- Legs
- Height Adjustable
Legs
- Accessories
- FS Desking &
Seating
- References

90° Divider Screen Clip

PRODUCT NUMBER	DESCRIPTION 90 DEGREE CLIP	LIST PRICE
GBTC90.XX	Black Umber (BU) White Wonder (WD) Innertone Light (HF) Metallic Silver (MS) Medium Tone (MT) Brushed Nickel (BN)	\$149.00


Only available
Brushed Nickel

DESCRIPTION: Fastens two (2) dividers screens at a 90 degree angle.
Dimensions: W: WW x H:1¼" x D: DD. Finish options: Insert finish code for part number (.xx).
SPECIFY: Product Number, Finish
NOTE: Additional finish options are available, extended leadtimes and upcharges may apply.
For orders over 100, call for pricing.

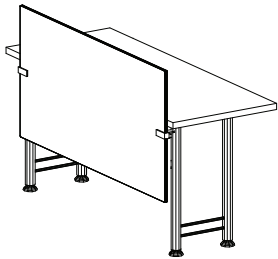


PRODUCT NUMBER	LIST PRICE
GBCSC	\$112.00

G2B Combination Screen Clamp




DESCRIPTION: Fastens combination screen to front edge of worksurface. Sold in pairs.
Mounting is done on the underside of worksurface. Mounting hardware is not included. Holds screens up to 1/2" thick. Standard finish is Black Umber (BU). **SPECIFY:** Product Number, Finish. **NOTE:** Additional finish options are available, extended leadtimes and upcharges may apply.



PRODUCT NUMBER	DESCRIPTION	LIST PRICE
QMCCHR	Chrome (CH)	\$8.00
QMCBNR	Brushed Nickel (BN)	8.00
QMCWDR	White Wonder (WD)	9.00
QMCBUR	Black Umber (BU)	9.00
QMCMSR	Metallic Silver (MS)	9.00
QMCHFR	Innertone Light (HF)	9.00
QCMCTR	Medium Tone (MT)	9.00

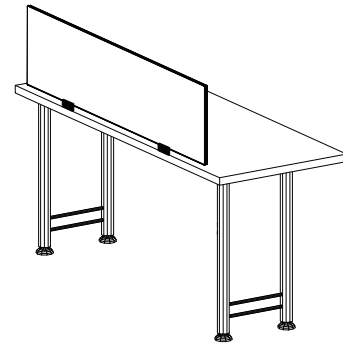
Divider Screen Mini Clips



DESCRIPTION: Designed for use with ¼" thick divider screens up to 12" in height.
1"W x 1-3/16"H. For use with .220"-.250" tempered glass, acrylic, or fabric screens. Rubber inner grip pads included. Maximum height of screen 12." Available in 7 standard finishes with color matched screws. Designer colors available. **SPECIFY:** Product Number.
NOTE: Designer colors will have chrome screws.

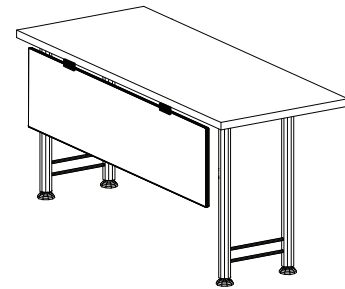
For worksurface top mount use G2B Divider Screen Clips.
Installation Instructions visit www.compatico.com.

G2B Divider Screen
Above Worksurface Mount



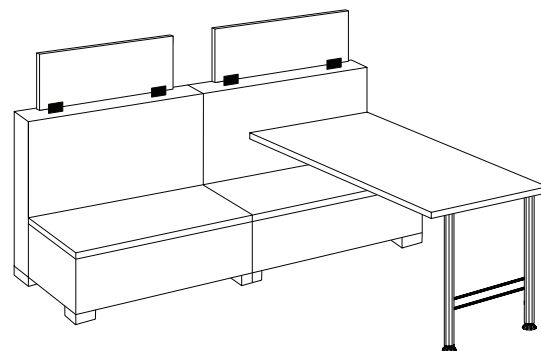
For worksurface top mount use G2B Divider Screen Clips.
Installation Instructions visit www.compatico.com.

G2B Modesty Divider Screen
Below Worksurface Mount



For frame/panel top mount (all systems) use G2B Divider Clips.
Installation Instructions visit www.compatico.com.

G2B Divider Screen
Top of Frame Panel Mount



ADDITIONAL STORAGE OPTIONS INCLUDE:

- Worksurface supporting pedestals (BBF and FF)
- Free standing pedestals - metal top
- Free standing mobile pedestals - metal and laminate top
- Lateral files, bookcases and storage towers

ADDITIONAL ACCESSORY OPTIONS INCLUDE:

- Tool Rail
- Paper Management
- Flat Screen Monitor Holders

See Accessories Section

Contact Compatico Customer Service for assistance.

Compatico Systems
Terms & Conditions

Surface Materials

AO2

CMW

G2/Genesis &
Benching

Frames

Hush

FreshFIT

Electrical

Storage

Worksurfaces

Conference &
Training Tables

Legs

Height Adjustable
Legs

Accessories

FS Desking &
Seating

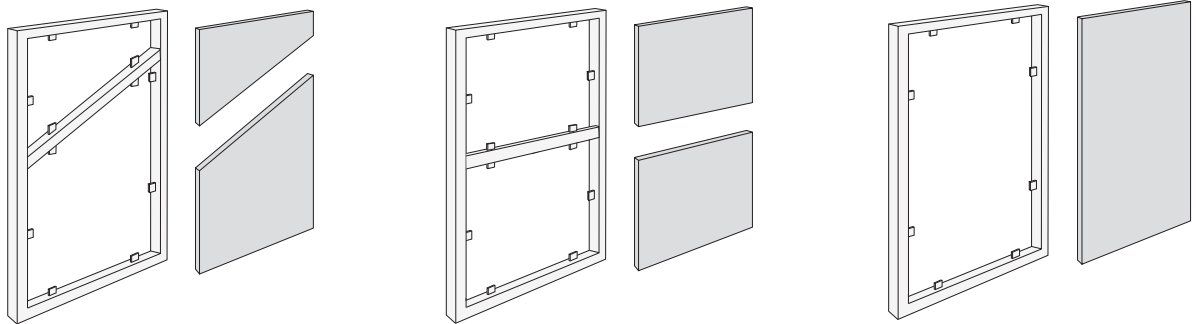
References

FRAMES

CREATE UNIQUE AND HIGH DESIGN WORK SPACES INCLUDING:

1. Designed workstations
2. Reception stations
3. Privacy area walls
4. Benching
5. Display units

By adding splashes of color to frames and /or tiles for a environment that wows.



frames™



FRAMES

Compatico Systems
Terms & Conditions

Surface Materials

AO2

CMW

G2/Genesis &
Benching

Frames

Hush

FreshFIT

Electrical

Storage

Worksurfaces

Conference &
Training Tables

Legs

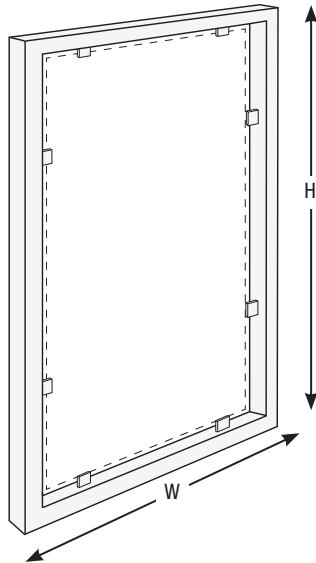
Height Adjustable
Legs

Accessories

FS Desking &
Seating

References

Monolithic Frame



Custom size frame available at
2.5 x list price of nearest size

DIMENSIONS		PRODUCT NUMBER	LIST PRICE
Height	Width		
42H	24W	Q4224	\$208.00
	36W	Q4236	228.00
	42W	Q4242	239.00
62H	24W	Q6224	\$237.00
	36W	Q6236	258.00
	42W	Q6242	268.00

DESCRIPTION: Fully welded tubular steel frame with panel mounting clips. Frames are available in

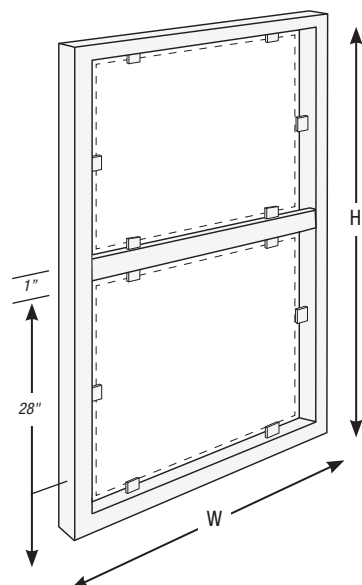
WD-White Wonder, HF-Innertone Light, MS-Silver, MT-Medium Tone, BU-Black Umber and designer colors.

Clips are available in all frame colors plus BN-Brushed Nickel and CH-Chrome.

NOTE: Standard Color Clips will have color matched screws. Designer Color Clips will have chrome screws.

SPECIFY: Product Number, Frame Finish Color, and Clip Finish Color. Panels include hanger frames for component mounting. Panel to panel connectors (straight, 90°, 3-way, 4-way) are specified separately. Levelers allow for 1" adjustments (special 2.5" height levelers are available upon request).

Segmented Frame



Custom size frame available at
2.5 x list price of nearest size

DIMENSIONS		PRODUCT NUMBER	LIST PRICE
Height	Width		
42H	24W	Q4224BL	\$260.00
	36W	Q4236BL	287.00
	42W	Q4242BL	296.00
62H	24W	Q6224BL	\$287.00
	36W	Q6236BL	314.00
	42W	Q6242BL	326.00

DESCRIPTION: Fully welded tubular steel frame with panel mounting clips. Frames are available in

WD-White Wonder, HF-Innertone Light, MS-Silver, MT-Medium Tone, BU-Black Umber and designer colors.

Clips are available in all frame colors plus BN-Brushed Nickel and CH-Chrome.

NOTE: Standard Color Clips will have color matched screws. Designer Color Clips will have chrome screws.

SPECIFY: Product Number, Frame Finish Color, and Clip Finish Color. Panels include hanger frames for component mounting. Panel to panel connectors (straight, 90°, 3-way, 4-way) are specified separately. Levelers allow for 1" adjustments (special 2.5" height levelers are available upon request).

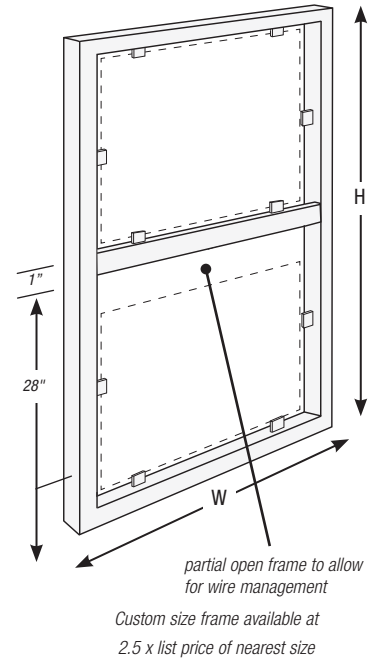
		PARTIAL OPEN	
DIMENSIONS		PRODUCT NUMBER	LIST PRICE
Height	Width		
42H	24W	Q4224BLPT	\$263.00
	36W	Q4236BLPT	287.00
	42W	Q4242BLPT	300.00
62H	24W	Q6224BLPT	\$290.00
	36W	Q6236BLPT	317.00
	42W	Q6242BLPT	329.00

DESCRIPTION: Fully welded tubular steel frame with panel mounting clips. Frames are available in WD-White Wonder, HF-Innertone Light, MS-Silver, MT-Medium Tone, BU-Black Umber and designer colors. Clips are available in all frame colors plus BN-Brushed Nickel and CH-Chrome.

NOTE: Standard Color Clips will have color matched screws. Designer Color clips will have chrome screws.

SPECIFY: Product Number, Frame Finish Color, and Clip Finish Color. Panels include hanger frames for component mounting. Panel to panel connectors (straight , 90°, 3-way, 4-way) are specified separately. Levelers allow for 1" adjustments (special 2.5" height levelers are available upon request).

Pass-Thru Frame
(Bottom - Partially Open)



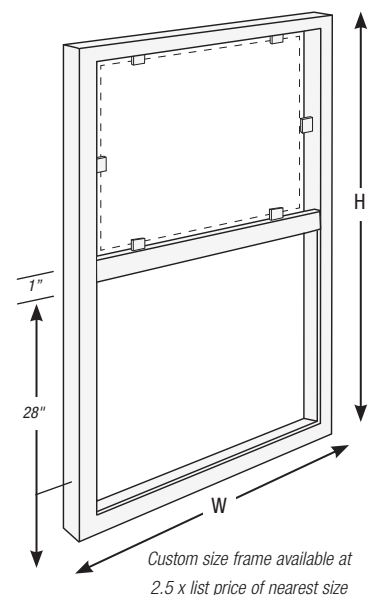
DIMENSIONS		PRODUCT NUMBER	LIST PRICE
Height	Width		
42H	24W	Q4224BLF0	\$248.00
	36W	Q4236BLF0	293.00
	42W	Q4242BLF0	327.00
62H	24W	Q6224BLF0	\$290.00
	36W	Q6236BLF0	323.00
	42W	Q6242BLF0	357.00

DESCRIPTION: Fully welded tubular steel frame with panel mounting clips. Frames are available in WD-White Wonder, HF-Innertone Light, MS-Silver, MT-Medium Tone, BU-Black Umber and designer colors. Clips are available in all frame colors plus BN-Brushed Nickel and CH-Chrome.

NOTE: Standard Color Clips will have color matched screws. Designer Color Clips will have chrome screws.

SPECIFY: Product Number, Frame Finish Color, and Clip Finish Color. Panels include hanger frames for component mounting. Panel to panel connectors (straight , 90°, 3-way, 4-way) are specified separately. Levelers allow for 1" adjustments (special 2.5" height levelers are available upon request).

Open Bottom Frame
(Bottom - Fully Open)



FRAMES

Compatico Systems
Terms & Conditions

Surface Materials

AO2

CMW

G2/Genesis &
Benching

Frames

Hush

FreshFIT

Electrical

Storage

Worksurfaces

Conference &
Training Tables

Legs

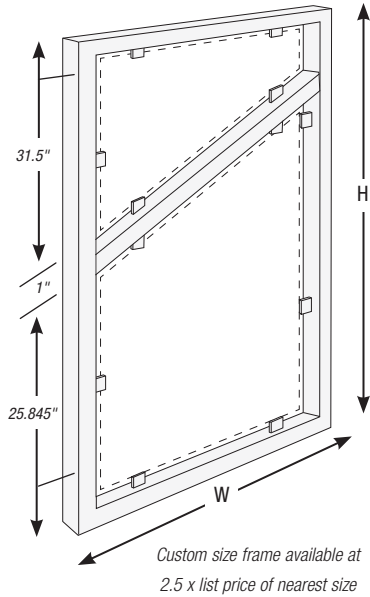
Height Adjustable
Legs

Accessories

FS Desking &
Seating

References

Skew Frame



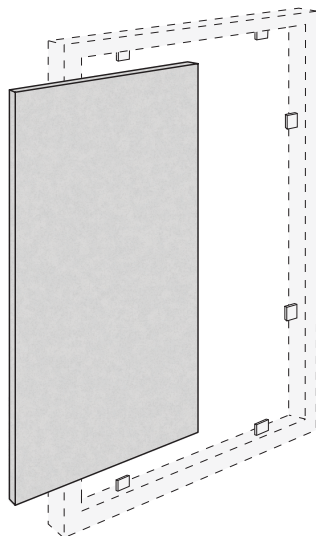
DIMENSIONS		PRODUCT NUMBER	LIST PRICE
Height	Width		
62H	24W	Q6224SK	\$401.00

DESCRIPTION: Fully welded tubular steel frame with panel mounting clips. Frames are available in WD-White Wonder, HF-Innertone Light, MS-Silver, MT-Medium Tone, BU-Black Umber and designer colors. Clips are available in all frame colors plus BN-Brushed Nickel and CH-Chrome.

NOTE: Standard Color Clips will have color matched screws. Designer Color Clips will have chrome screws.

SPECIFY: Product Number, Frame Finish Color, and Clip Finish Color. Panels include hanger frames for component mounting. Panel to panel connectors (straight, 90°, 3-way, 4-way) are specified separately. Levelers allow for 1" adjustments (special 2.5" height levelers are available upon request).

Full Monolithic Frame Insert Fabric/Fabric



DIMENSIONS		PRODUCT NUMBER	VE/COM LIST PRICE	Adv. X LIST PRICE	Adv. + LIST PRICE	Grade 1 LIST PRICE	Grade 2 LIST PRICE	Grade 3 LIST PRICE
FRAME HxW	FRAME INSERT HxW							
42 x 24	37.375H x 19.875W	QFI4123	\$74.00	\$89.00	\$100.00	\$131.00	\$150.00	\$177.00
42 x 36	37.375H x 31.875W	QFI4135	\$127.00	\$157.00	\$179.00	\$240.00	\$278.00	\$332.00
42 x 42	37.375H x 37.375W	QFI4141	\$143.00	\$174.00	\$195.00	\$256.00	\$295.00	\$348.00
62 x 24	57.375H x 19.875W	QFI6123	\$113.00	\$136.00	\$152.00	\$199.00	\$227.00	\$268.00
62 x 36	57.375H x 31.875W	QFI6135	\$193.00	\$240.00	\$272.00	\$364.00	\$422.00	\$503.00
62 x 42	57.375H x 37.875W	QFI6141	\$218.00	\$265.00	\$297.00	\$389.00	\$447.00	\$528.00

DESCRIPTION: Frame Inserts are 1/4" thick and are fitted for selected frames. Fabric is wrapped over high-tech, long-strand polymer board.

SPECIFY: Product Number, Fabric Selection.

NOTE: If you want one grade of fabric on Side A and a different grade of fabric on Side B use the "average" list price. Fabric must be used on both sides. Fabric on one side and laminate or white board on one side are not available due to thickness.

DIMENSIONS		PRODUCT NUMBER	Grade 1 LIST PRICE	LPL LIST PRICE
FRAME HxW	FRAME INSERT HxW			
42 x 24	37.375H x 19.875W	QLI4123	\$238.00	\$126.00
42 x 36	37.375H x 31.875W	QLI4135	287.00	168.00
42 x 42	37.375H x 37.375W	QLI4141	364.00	168.00
62 x 24	57.375H x 19.875W	QLI6123	\$266.00	\$168.00
62 x 36	57.375H x 31.875W	QLI6135	322.00	252.00
62 x 42	57.375H x 37.875W	QLI6141	427.00	252.00

DESCRIPTION: Frame Inserts are 1/4" thick and are fitted H" x W" for selected frames.

SPECIFY: Product Number, Laminate Selection. Side A and Side B. (Note: LPL will be same finish both sides)

NOTES: See price book "laminate offering section" for graded and value options. LPL offering limited to double sided Classic Maple (Formica Amber Maple F7012-58), White (Wilson Art Frosty WhiteWA 1573), Black (Formica Black F909.58), Almond (Formica Almond 920.58), or Fashion Gray (Wilson Art Fashion Gray D381).

DIMENSIONS		WHITE DRY ERASE BOARD PRODUCT NUMBER	LIST PRICE	WOODEN DRY ERASE BOARD PRODUCT NUMBER	LIST PRICE
FRAME HxW	FRAME INSERT HxW				
42 x 24	37.375H x 19.875W	QWBI4123	\$181.00	QWWBI4123	\$72.00
42 x 36	37.375H x 31.875W	QWBI4135	\$290.00	QWWBI4135	\$116.00
42 x 42	37.375H x 37.375W	QWBI4141	\$344.00	QWWBI4141	\$138.00
62 x 24	57.375H x 19.875W	QWBI6123	\$277.00	QWWBI6123	\$111.00
62 x 36	57.375H x 31.875W	QWBI6135	\$445.00	QWWBI6135	\$178.00
62 x 42	57.375H x 37.875W	QWBI6141	\$528.00	QWWBI6141	\$211.00

DESCRIPTION: Frame Inserts are 1/4" thick and are fitted for selected frames. Write board is 1/4"

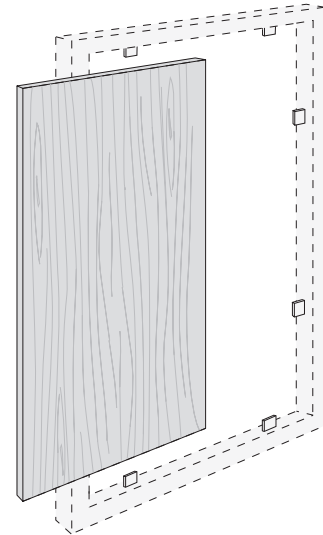
Aluminum Composite Material (ACM) with double sided white dry erase finishing. Wooden write board is 1/4"

Baltic birch ply with dry erase finishing. Double Sided.


SPECIFY: Product Number.

NOTE: To see Wooden Dry Erase Board visit compatico.com.

Full Monolithic Frame Insert
Laminate/Laminate



Full Monolithic Frame Insert
White Dry Erase Board/White Dry Erase Board



Compatico Systems
Terms & Conditions

Surface Materials

A02

CMW

G2/Genesis &
Benching

Frames

Hush

FreshFIT

Electrical

Storage

Worksurfaces

Conference &
Training Tables

Legs

Height Adjustable
Legs

Accessories

FS Desking &
Seating

References

FRAMES

Compatico Systems
Terms & Conditions

Surface Materials

AO2

CMW

G2/Genesis &
Benching

Frames

Hush

FreshFIT

Electrical

Storage

Worksurfaces

Conference &
Training Tables

Legs

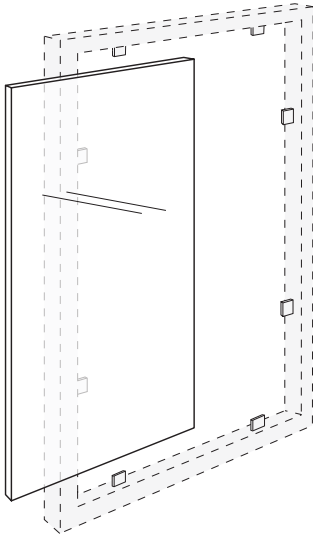
Height Adjustable
Legs

Accessories

FS Desking &
Seating

References

Full Monolithic Frame Insert
Acrylic: Clear, Frosted, Smoked



DIMENSIONS		CLEAR PRODUCT NUMBER	LIST PRICE	FROSTED PRODUCT NUMBER	LIST PRICE	SMOKED PRODUCT NUMBER	LIST PRICE
FRAME HxW	FRAME INSERT HxW						
42 x 24	37.375H x 19.875W	QAI4123C	\$289.00	QAI4123F	\$409.00	QAI4123S	\$299.00
42 x 36	37.375H x 31.875W	QAI4135C	\$501.00	QAI4135F	\$741.00	QAI4135S	\$520.00
42 x 42	37.375H x 37.375W	QAI4141C	\$526.00	QAI4141F	\$778.00	QAI4141S	\$546.00
62 x 24	57.375H x 19.875W	QAI6123C	\$501.00	QAI6123F	\$741.00	QAI6123S	\$520.00
62 x 36	57.375H x 31.875W	QAI6135C	\$963.00	QAI6135F	\$1,425.00	QAI6135S	\$963.00
62 x 42	57.375H x 37.875W	QAI6141C	\$1,001.00	QAI6141F	\$1,482.00	QAI6141S	\$1,001.00

DESCRIPTION: Frame Inserts are 1/4" thick and are fitted for selected frames.

SPECIFY: Product Number.

NOTE: For tempered glass inserts contact Compatico Customer Service for quote.

Clear



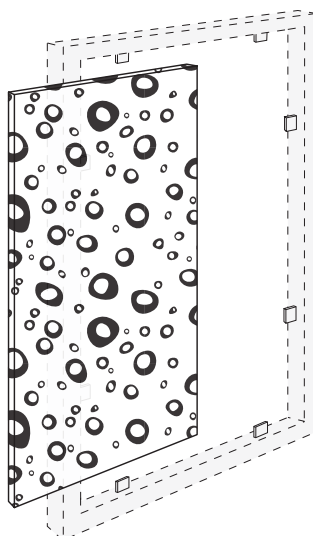
Frosted



Smoked



Full Monolithic Frame Insert
Acrylic: Special Pattern




DIMENSIONS		PRODUCT NUMBER	LIST PRICE
FRAME HxW	FRAME INSERT HxW		
42 x 24	37.375H x 19.875W	QSPA4123	\$722.00
42 x 36	37.375H x 31.875W	QSPA4135	1,158.00
42 x 42	37.375H x 37.375W	QSPA4141	1,376.00
62 x 24	57.375H x 19.875W	QSPA6123	\$1,109.00
62 x 36	57.375H x 31.875W	QSPA6135	1,778.00
62 x 42	57.375H x 37.875W	QSPA6141	2,113.00

DESCRIPTION: Frame Inserts are 1/4" thick and are fitted for selected frames.

SPECIFY: Product Number and Pattern Selection.

NOTE: To view special patterns visit compatico.com.


Bubbles



Leaves




Reeds



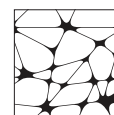
Squares



Stripes



Web



DIMENSIONS		PRODUCT NUMBER	VE/COM LIST PRICE	Adv. X LIST PRICE	Adv. + LIST PRICE	Grade 1 LIST PRICE	Grade 2 LIST PRICE	Grade 3 LIST PRICE
FRAME HxW	FRAME INSERT HxW							
42 x 24	10.375H x 19.875W	QFI4123UBL	\$21.00	\$26.00	\$29.00	\$39.00	\$45.00	\$54.00
42 x 36	10.375H x 31.875W	QFI4135UBL	\$37.00	\$46.00	\$53.00	\$72.00	\$84.00	\$101.00
42 x 42	10.375H x 37.875W	QFI4141UBL	\$41.00	\$51.00	\$58.00	\$77.00	\$89.00	\$106.00
62 x 24	30.375H x 19.875W	QFI6123UBL	\$60.00	\$73.00	\$82.00	\$107.00	\$123.00	\$145.00
62 x 36	30.375H x 31.875W	QFI6135UBL	\$103.00	\$129.00	\$146.00	\$197.00	\$228.00	\$272.00
62 x 42	30.375H x 37.875W	QFI6141UBL	\$117.00	\$142.00	\$159.00	\$210.00	\$241.00	\$285.00

DESCRIPTION: Frame Inserts are 1/4" thick and are fitted for selected frames. Fabric is wrapped over high-tech, long-strand polymer board.

SPECIFY: Product Number, Fabric Selection.

NOTE: If you want one grade of fabric on Side A and a different grade of fabric on Side B use the "average" list price. Fabric tiles must be used on both sides. Fabric on one side and laminate or white board on one side are not available due to tile thickness.

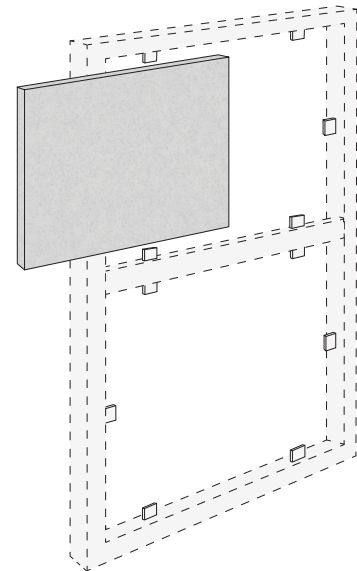
DIMENSIONS		PRODUCT NUMBER	VE/COM LIST PRICE	Adv. X LIST PRICE	Adv. + LIST PRICE	Grade 1 LIST PRICE	Grade 2 LIST PRICE	Grade 3 LIST PRICE
FRAME HxW	FRAME INSERT HxW							
42 x 24	24.875H x 19.875W	QFI4123LBL	\$50.00	\$60.00	\$67.00	\$88.00	\$101.00	\$120.00
42 x 36	24.875H x 31.875W	QFI4135LBL	\$85.00	\$106.00	\$121.00	\$162.00	\$188.00	\$225.00
42 x 42	24.875H x 37.875W	QFI4141LBL	\$96.00	\$117.00	\$131.00	\$173.00	\$199.00	\$236.00
62 x 24	24.875H x 19.875W	QFI6123LBL	\$50.00	\$60.00	\$67.00	\$88.00	\$101.00	\$120.00
62 x 36	24.875H x 31.875W	QFI6135LBL	\$85.00	\$106.00	\$121.00	\$162.00	\$188.00	\$225.00
62 x 42	24.875H x 37.875W	QFI6141LBL	\$96.00	\$117.00	\$131.00	\$173.00	\$199.00	\$236.00

DESCRIPTION: Frame Inserts are 1/4" thick and are fitted for selected frames. Fabric is wrapped over high-tech, long-strand polymer board.

SPECIFY: Product Number, Fabric Selection.

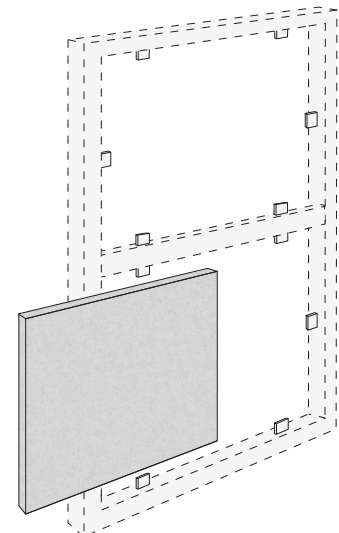
NOTE: If you want one grade of fabric on Side A and a different grade of fabric on Side B use the "average" list price. Fabric tiles must be used on both sides. Fabric on one side and laminate or white board on one side are not available due to tile thickness.

Top Segment Frame Inserts
Fabric/Fabric



Screens or tiles may also be attached on top of frame for expanded height or added design element

Bottom Segment Frame Insert
Fabric/Fabric



Note: Bottom pass thru frame insert in fabric/fabric not available

FRAMES

Compatico Systems
Terms & Conditions

Surface Materials

AO2

CMW

G2/Genesis &
Benching

Frames

Hush

FreshFIT

Electrical

Storage

Worksurfaces

Conference &
Training Tables

Legs

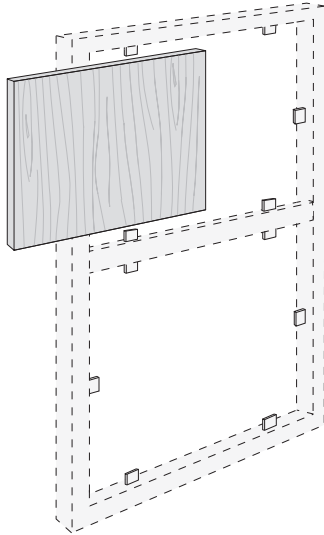
Height Adjustable
Legs

Accessories

FS Desking &
Seating

References

Top Segment Frame Insert *Laminate/Laminate*



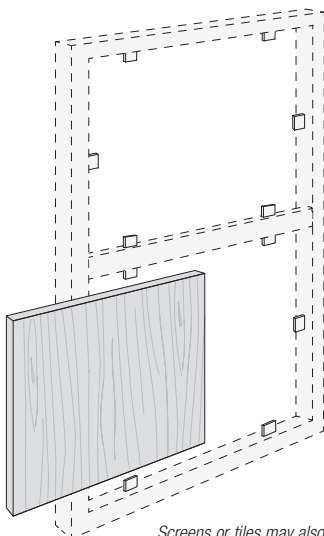
DIMENSIONS		PRODUCT NUMBER	Grade 1 LIST PRICE	LPL LIST PRICE
FRAME HxW	FRAME INSERT HxW			
42 x 24	10.375H x 19.875W	QLI4123UBL	\$126.00	\$77.00
42 x 36	10.375H x 31.875W	QLI4135UBL	133.00	84.00
42 x 42	10.375H x 37.875W	QLI4141UBL	161.00	91.00
62 x 24	30.375H x 19.875W	QLI6123UBL	\$189.00	\$112.00
62 x 36	30.375H x 31.875W	QLI6135UBL	287.00	140.00
62 x 42	30.375H x 37.875W	QLI6141UBL	287.00	168.00

DESCRIPTION: Frame Inserts are 1/4" thick and are fitted H" x W" for selected frames. See price book "laminate offering section" for graded and value options. LPL offering limited to double sided Classic Maple, White, Black, Almond or Fashion Gray.

SPECIFY: Product Number, Laminate Selection. Side A and Side B. (Note: LPL will be same finish both sides)

NOTES: See price book "laminate offering section" for graded and value options. LPL offering limited to double sided Classic Maple (Formica Amber Maple F7012-58), White (WilsonArt Frosty WhiteWA 1573), Black (Formica Black F909.58), Almond (Formica Almond 920.58), or Fashion Gray (WilsonArt Fashion Gray D381).

Bottom Segment Frame Insert *Laminate/Laminate*



*Screens or tiles may also be attached
on top of frame for expanded height or
added design element*

DIMENSIONS		PRODUCT NUMBER	Grade 1 LIST PRICE	LPL LIST PRICE
FRAME HxW	FRAME INSERT HxW			
42 x 24	24.875H x 19.875W	QLI4123LBL	\$182.00	\$126.00
42 x 36	24.875H x 31.875W	QLI4135LBL	203.00	140.00
42 x 42	24.875H x 37.875W	QLI4141LBL	266.00	168.00
62 x 24	24.875H x 19.875W	QLI6123LBL	\$182.00	\$126.00
62 x 36	24.875H x 31.875W	QLI6135LBL	203.00	140.00
62 x 42	24.875H x 37.875W	QLI6141LBL	266.00	168.00

DESCRIPTION: Frame Inserts are 1/4" thick and are fitted H" x W" for selected frames. See price book "laminate offering section" for graded and value options. LPL offering limited to double sided Classic Maple, White, Black, Almond or Fashion Gray.

SPECIFY: Product Number, Laminate Selection. Side A and Side B. (Note: LPL will be same finish both sides)

NOTES: See price book "laminate offering section" for graded and value options. LPL offering limited to double sided Classic Maple (Formica Amber Maple F7012-58), White (WilsonArt Frosty WhiteWA 1573), Black (Formica Black F909.58), Almond (Formica Almond 920.58), or Fashion Gray (WilsonArt Fashion Gray D381).

DIMENSIONS		PRODUCT NUMBER	Grade 1 LIST PRICE	LPL LIST PRICE
FRAME HxW	FRAME INSERT HxW			
42 x 24	21.875H x 19.875W	QLI4123PT	\$161.00	\$91.00
42 x 36	21.875H x 31.875W	QLI4135PT	189.00	112.00
42 x 42	21.875H x 37.875W	QLI4141PT	238.00	126.00
62 x 24	21.875H x 19.875W	QLI6123PT	\$161.00	\$91.00
62 x 36	21.875H x 31.875W	QLI6135PT	189.00	112.00
62 x 42	21.875H x 37.875W	QLI6141PT	238.00	126.00

DESCRIPTION: Frame Inserts are 1/4" thick and are fitted H" x W" for selected frames. See price book "laminate offering section" for graded and value options. LPL offering limited to double sided Classic Maple, White, Black, Almond or Fashion Gray.

SPECIFY: Product Number, Laminate Selection. Side A and Side B. (Note: LPL will be same finish both sides)

NOTES: See price book "laminate offering section" for graded and value options. LPL offering limited to double sided Classic Maple (Formica Amber Maple F7012-58), White (WilsonArt Frosty WhiteWA 1573), Black (Formica Black F909.58), Almond (Formica Almond 920.58), or Fashion Gray (WilsonArt Fashion Gray D381).

DIMENSIONS		WHITE DRY ERASE BOARD PRODUCT NUMBER	LIST PRICE	WOODEN DRY ERASE BOARD PRODUCT NUMBER	LIST PRICE
FRAME HxW	FRAME INSERT HxW				
42 x 24	10.375H x 19.875W	QWBI4123UBL	\$50.00	QWWBI4123UBL	\$20.00
42 x 36	10.375H x 31.875W	QWBI4135UBL	\$80.00	QWWBI4135UBL	\$32.00
42 x 42	10.375H x 37.875W	QWBI4141UBL	\$96.00	QWWBI4141UBL	\$38.00
62 x 24	30.375H x 19.875W	QWBI6123UBL	\$147.00	QWWBI6123UBL	\$59.00
62 x 36	30.375H x 31.875W	QWBI6135UBL	\$235.00	QWWBI6135UBL	\$94.00
62 x 42	30.375H x 37.875W	QWBI6141UBL	\$280.00	QWWBI6141UBL	\$112.00

DESCRIPTION: Frame Inserts are 1/4" thick and are fitted for selected frames. Double Sided.

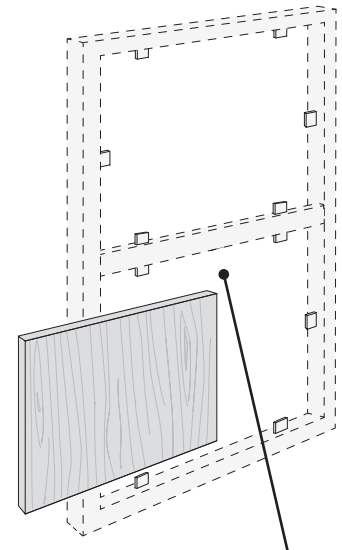
SPECIFY: Product Number.

NOTE: Write board is 1/4" Aluminum Composite Material (ACM) with double sided white dry erase finishing.

Wooden write board is 1/4" Baltic birch ply with dry erase finishing. Double Sided.

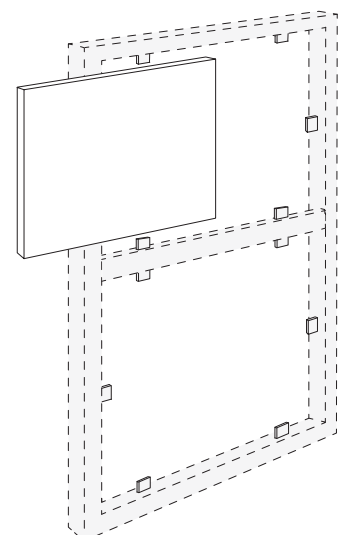
NOTE: To see Wooden Dry Erase Board visit compatico.com.

Bottom Pass-Thru Frame Insert
Laminate/Laminate



partial open frame to allow
for wire management

Top Segment Frame Insert
White Dry Erase Board/White Dry Erase Board



Screens or tiles may also be attached
on top of frame for expanded height or
added design element

Compatico Systems
Terms & Conditions

Surface Materials

AO2

CMW

G2/Genesis &
Benching

Frames

Hush

FreshFIT

Electrical

Storage

Worksurfaces

Conference &
Training Tables

Legs

Height Adjustable
Legs

Accessories

FS Desking &
Seating

References

FRAMES

Compatico Systems
Terms & Conditions

Surface Materials

AO2

CMW

G2/Genesis &
Benching

Frames

Hush

FreshFIT

Electrical

Storage

Worksurfaces

Conference &
Training Tables

Legs

Height Adjustable
Legs

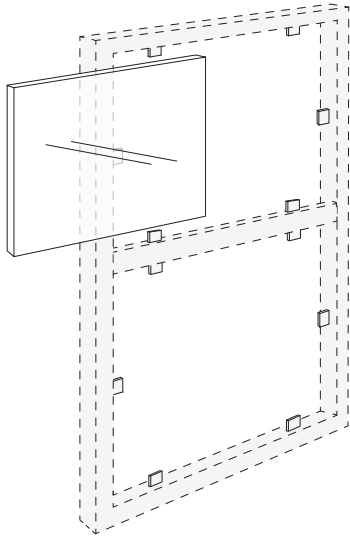
Accessories

FS Desking &
Seating

References

Top Segment Frame Insert

Acrylic: Clear, Frosted, Smoked



Screens or tiles may also be attached
on top of frame for expanded height or
added design element

DIMENSIONS		CLEAR PRODUCT NUMBER	LIST PRICE	FROSTED PRODUCT NUMBER	LIST PRICE	SMOKED PRODUCT NUMBER	LIST PRICE
FRAME HxW	FRAME INSERT HxW						
42 x 24	10.375H x 19.875W	QAI4123UBLC	\$120.00	QAI4123UBLF	\$146.00	QAI4123UBLS	\$122.00
42 x 36	10.375H x 31.875W	QAI4135UBLC	\$163.00	QAI4135UBLF	\$211.00	QAI4135UBLS	\$167.00
42 x 42	10.375H x 37.875W	QIA4141UBLC	\$187.00	QIA4141UBLF	\$247.00	QIA4141UBLS	\$191.00
62 x 24	30.375H x 19.875W	QAI6123UBLC	\$220.00	QAI6123UBLF	\$300.00	QAI6123UBLS	\$226.00
62 x 36	30.375H x 31.875W	QAI6135UBLC	\$375.00	QAI6135UBLF	\$543.00	QAI6135UBLS	\$388.00
62 x 42	30.375H x 37.875W	QIA6141UBLC	\$379.00	QIA6141UBLF	\$547.00	QIA6141UBLS	\$393.00

DESCRIPTION: Frame Inserts are 1/4" thick and are fitted for selected frames.

SPECIFY: Product Number.

Clear



Frosted

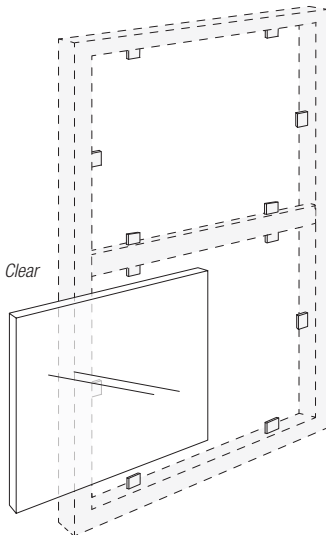


Smoked



Bottom Segment Frame Insert

Acrylic: Clear, Frosted, Smoked



Clear

DIMENSIONS		CLEAR PRODUCT NUMBER	LIST PRICE	FROSTED PRODUCT NUMBER	LIST PRICE	SMOKED PRODUCT NUMBER	LIST PRICE
FRAME HxW	FRAME INSERT HxW						
42 x 24	24.875H x 19.875W	QAI4123LBLC	\$197.00	QAI4123LBLC	\$266.00	QAI4123LBLS	\$203.00
42 x 36	24.875H x 31.875W	QAI4135LBLC	\$352.00	QAI4135LBLC	\$513.00	QAI4135LBLS	\$365.00
42 x 42	24.875H x 37.875W	QAI4141LBLC	\$357.00	QAI4141LBLC	\$517.00	QAI4141LBLS	\$370.00
62 x 24	24.875H x 19.875W	QAI6123LBLC	\$197.00	QAI6123LBLC	\$266.00	QAI6123LBLS	\$203.00
62 x 36	24.875H x 31.875W	QAI6135LBLC	\$352.00	QAI6135LBLC	\$513.00	QAI6135LBLS	\$365.00
62 x 42	24.875H x 37.875W	QAI6141LBLC	\$357.00	QAI6141LBLC	\$517.00	QAI6141LBLS	\$370.00

DESCRIPTION: Frame Inserts are 1/4" thick and are fitted for selected frames.

SPECIFY: Product Number.

Clear



Frosted



Smoked



DIMENSIONS		CLEAR PRODUCT NUMBER	LIST PRICE	FROSTED PRODUCT NUMBER	LIST PRICE	SMOKED PRODUCT NUMBER	LIST PRICE
FRAME HxW	FRAME INSERT HxW						
42 x 24	21.875H x 19.875W	QAI4123PTC	\$182.00	QAI4123PTF	\$242.00	QAI4123PTS	\$186.00
42 x 36	21.875H x 31.875W	QAI4135PTC	\$248.00	QAI4135PTF	\$344.00	QAI4135PTS	\$256.00
42 x 42	21.875H x 37.875W	QAI4141PTC	\$291.00	QAI4141PTF	\$411.00	QAI4141PTS	\$300.00
62 x 24	21.875H x 19.875W	QAI6123PTC	\$182.00	QAI6123PTF	\$242.00	QAI6123PTS	\$186.00
62 x 36	21.875H x 31.875W	QAI6135PTC	\$248.00	QAI6135PTF	\$344.00	QAI6135PTS	\$256.00
62 x 42	21.875H x 37.875W	QAI6141PTC	\$291.00	QAI6141PTF	\$411.00	QAI6141PTS	\$300.00

DESCRIPTION: Frame Inserts are 1/4" thick and are fitted for selected frames.

SPECIFY: Product Number.

Clear



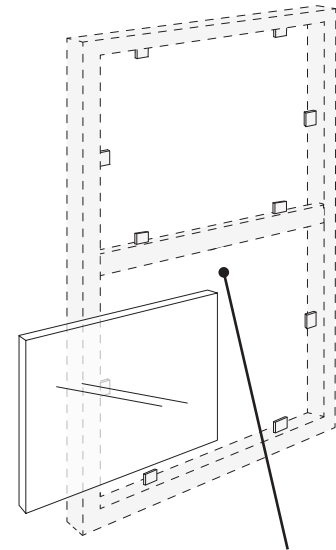
Frosted



Smoked



Bottom Pass-Thru Frame Insert
Acrylic: Clear, Frosted, Smoked



partial open frame to allow
for wire management


DIMENSIONS		PRODUCT NUMBER	LIST PRICE
FRAME HxW	FRAME INSERT HxW		
42 x 24	10.375H x 19.875W	QSPA14123UBL	\$200.00
42 x 36	10.375H x 31.875W	QSPA14135UBL	322.00
42 x 42	10.375H x 37.875W	QSPA14141UBL	382.00
62 x 24	24.875H x 19.875W	QSPA16123UBL	\$587.00
62 x 36	24.875H x 31.875W	QSPA16135UBL	941.00
62 x 42	24.875H x 37.875W	QSPA16141UBL	1,118.00

DESCRIPTION: Frame Inserts are 1/4" thick and are fitted for selected frames.

SPECIFY: Product Number and Pattern Selection.

NOTE: To view special patterns visit compatico.com.


Bubbles




Leaves




Reeds



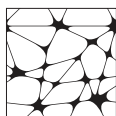
Squares



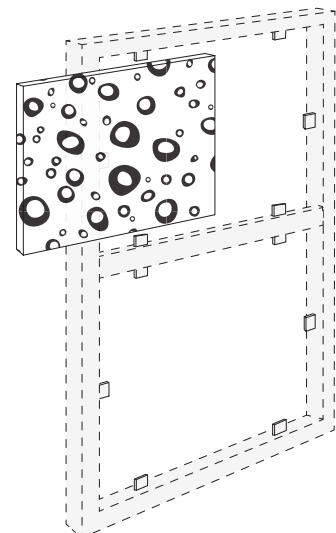
Stripes



Web



Top Segment Frame Insert
Acrylic: Special Pattern



Screens or tiles may also be attached
on top of frame for expanded height or
added design element

Compatico Systems
Terms & Conditions

Surface Materials

A02

CMW

G2/Genesis &
Benching

Frames

Hush

FreshFIT

Electrical

Storage

Worksurfaces

Conference &
Training Tables

Legs

Height Adjustable
Legs

Accessories

FS Desking &
Seating

References

FRAMES

Compatico Systems
Terms & Conditions

Surface Materials

AO2

CMW

G2/Genesis &
Benching

Frames

Hush

FreshFIT

Electrical

Storage

Worksurfaces

Conference &
Training Tables

Legs

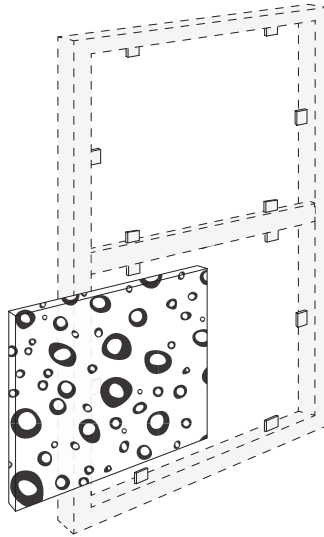
Height Adjustable
Legs

Accessories

FS Desking &
Seating

References

Bottom Segment Frame Insert *Acrylic: Special Pattern*




DIMENSIONS		PRODUCT NUMBER	LIST PRICE
FRAME HxW	FRAME INSERT HxW		
42 x 24	24.875H x 19.875W	QSPAI4123LBL	\$481.00
42 x 36	24.875H x 31.875W	QSPAI4135LBL	771.00
42 x 42	24.875H x 37.875W	QSPAI4141LBL	916.00
62 x 24	24.875H x 19.875W	QSPAI6123LBL	\$481.00
62 x 36	24.875H x 31.875W	QSPAI6135LBL	771.00
62 x 42	24.875H x 37.875W	QSPAI6141LBL	916.00

DESCRIPTION: Frame Inserts are 1/4" thick and are fitted H" x W" for selected frames.

SPECIFY: Product Number and Pattern Selection.

NOTE: To view special patterns visit compatico.com.

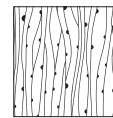
Bubbles




Leaves




Reeds



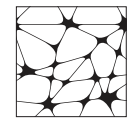
Squares



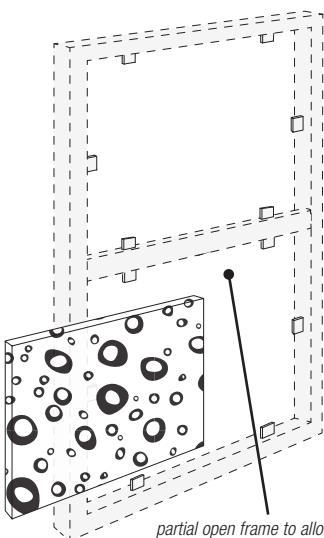
Stripes



Web



Bottom Pass-Thru Frame Insert *Acrylic: Special Pattern*



DIMENSIONS		PRODUCT NUMBER	LIST PRICE
FRAME HxW	FRAME INSERT HxW		
42 x 24	21.875H x 19.875W	QSPAI4123PT	\$423.00
42 x 36	21.875H x 31.875W	QSPAI4135PT	678.00
42 x 42	21.875H x 37.875W	QSPAI4141PT	806.00
62 x 24	21.875H x 19.875W	QSPAI6123PT	\$423.00
62 x 36	21.875H x 31.875W	QSPAI6135PT	678.00
62 x 42	21.875H x 37.875W	QSPAI6141PT	806.00

DESCRIPTION: Frame Inserts are 1/4" thick and are fitted H" x W" for selected frames.

SPECIFY: Product Number and Pattern Selection.

NOTE: To view special patterns visit compatico.com.

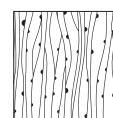
Bubbles




Leaves




Reeds



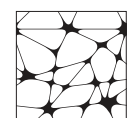
Squares



Stripes



Web

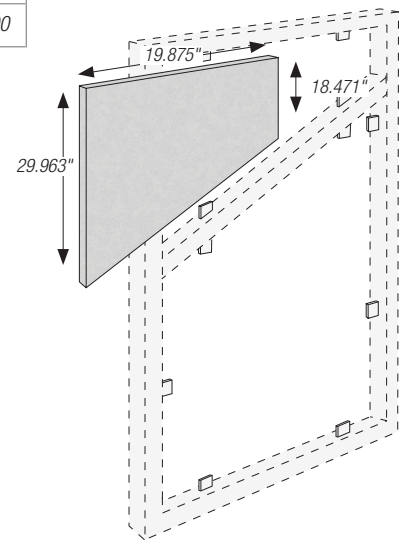


DIMENSIONS		PRODUCT NUMBER	VE/COM LIST PRICE	Adv. X LIST PRICE	Adv. + LIST PRICE	Grade 1 LIST PRICE	Grade 2 LIST PRICE	Grade 3 LIST PRICE
FRAME HxW	FRAME INSERT HxW							
62 x 24	29.963H x 19.875W	QFI6123USK	\$77.00	\$102.00	\$120.00	\$170.00	\$201.00	\$246.00

DESCRIPTION: Frame Inserts are 1/4" thick and are fitted for selected frames. Fabric is wrapped over high-tech, long-strand polymer board.

SPECIFY: Product Number, Fabric Selection.

Top Skew Segment Frame Insert
Fabric/Fabric



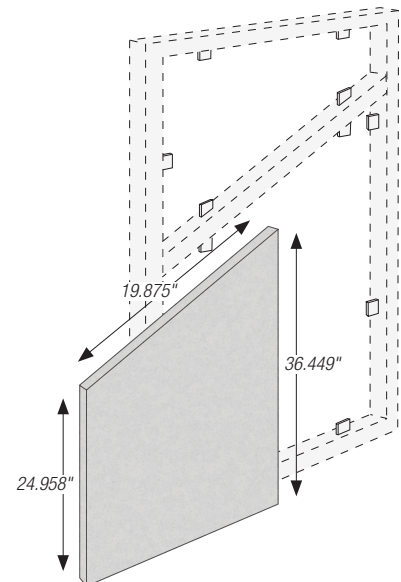
Screens or tiles may also be attached on top of frame for expanded height or added design element

DIMENSIONS		PRODUCT NUMBER	VE/COM LIST PRICE	X LIST PRICE	+ LIST PRICE	Grade 1 LIST PRICE	Grade 2 LIST PRICE	Grade 3 LIST PRICE
FRAME HxW	FRAME INSERT HxW							
62 x 24	36.449H x 19.875W	QFI6123LSK	\$104.00	\$133.00	\$154.00	\$214.00	\$252.00	\$304.00

DESCRIPTION: Frame Inserts are 1/4" thick and are fitted for selected frames. Fabric is wrapped over high-tech, long-strand polymer board.

SPECIFY: Product Number, Fabric Selection.

Bottom Skew Segment Frame Insert
Fabric/Fabric



FRAMES

Compatico Systems
Terms & Conditions

Surface Materials

AO2

CMW

G2/Genesis &
Benching

Frames

Hush

FreshFIT

Electrical

Storage

Worksurfaces

Conference &
Training Tables

Legs

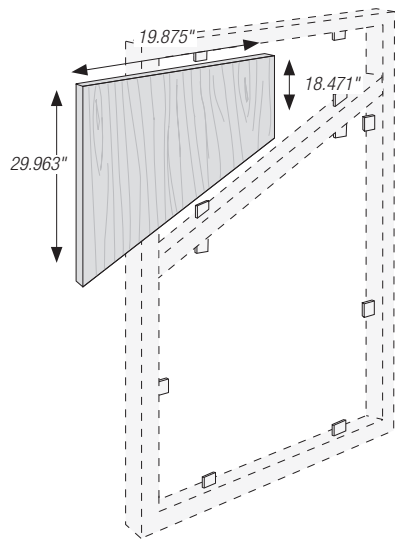
Height Adjustable
Legs

Accessories

FS Desking &
Seating

References

Top Skew Segment Frame Insert *Laminate/Laminate*



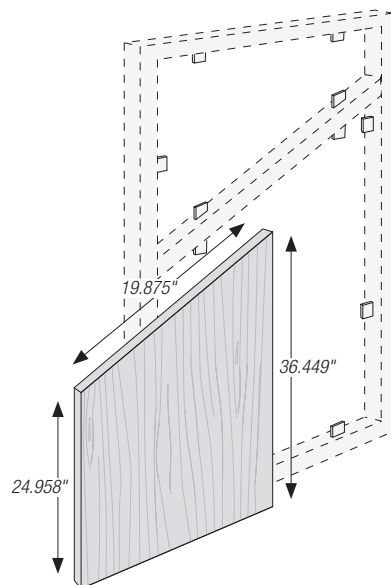
*Screens or tiles may also be attached
on top of frame for expanded height or
added design element*

DIMENSIONS		PRODUCT NUMBER	Grade 1 LIST PRICE	LPL LIST PRICE	
FRAME HxW	FRAME INSERT HxW				
62 x 24	29.963H x 19.875W	QLI6123USK	\$182.00	\$56.00	\$ 126.00

DESCRIPTION: Frame Inserts are 1/4" thick and are fitted H" x W" for selected frames. See price book "laminate offering section" for graded and value options. LPL offering limited to double sided Classic Maple, White, Black, Almond or Fashion Gray.

SPECIFY: Product Number, Laminate Selection. Side A and Side B. (Note: LPL will be same finish both sides)

Bottom Skew Segment Frame Insert *Laminate/Laminate*



DIMENSIONS		PRODUCT NUMBER	Grade 1 LIST PRICE	LPL LIST PRICE	
FRAME HxW	FRAME INSERT HxW				
62 x 24	36.449H x 19.875W	QLI6123LSK	\$238.00	\$140.00	

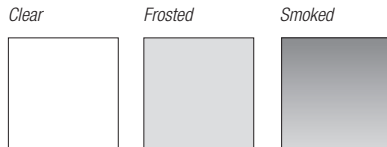
DESCRIPTION: Frame Inserts are 1/4" thick and are fitted H" x W" for selected frames. See price book "laminate offering section" for graded and value options. LPL offering limited to double sided Classic Maple, White, Black, Almond or Fashion Gray.

SPECIFY: Product Number, Laminate Selection. Side A and Side B. (Note: LPL will be same finish both sides)

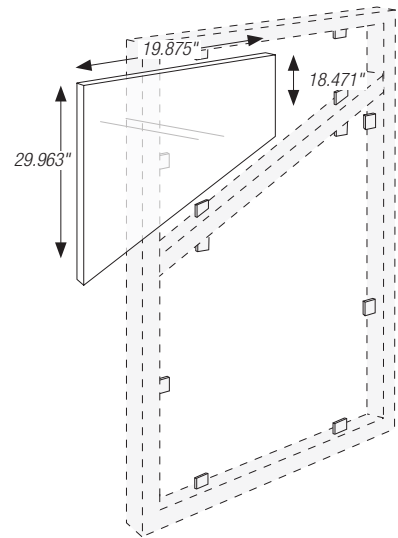
DIMENSIONS		CLEAR PRODUCT NUMBER	LIST PRICE	FROSTED PRODUCT NUMBER	LIST PRICE	SMOKED PRODUCT NUMBER	LIST PRICE
FRAME HxW	FRAME INSERT HxW						
62 x 24	29.963H x 19.875W	QAI6123USKC	\$296.00	QAI6123USKF	\$383.00	QAI6123USKS	\$303.00

DESCRIPTION: Frame Inserts are 1/4" thick and are fitted for selected frames.

SPECIFY: Product Number.



Top Skew Segment Panel
Acrylic: Clear, Frosted, Smoked

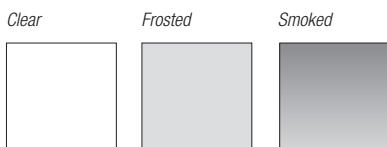


Screens or tiles may also be attached
on top of frame for expanded height or
added design element

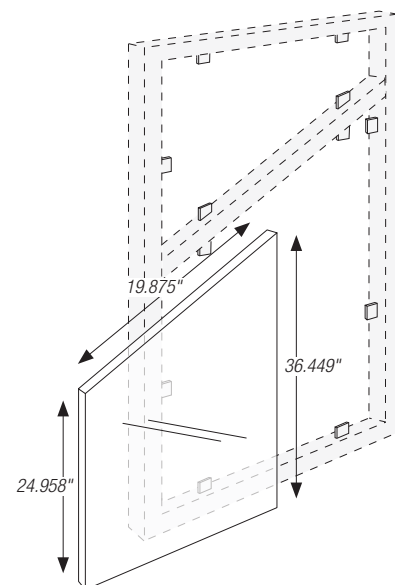
DIMENSIONS		CLEAR PRODUCT NUMBER	LIST PRICE	FROSTED PRODUCT NUMBER	LIST PRICE	SMOKED PRODUCT NUMBER	LIST PRICE
FRAME HxW	FRAME INSERT HxW						
62 x 24	36.449H x 19.875W	QAI6123LSKC	\$343.00	QAI6123LSKF	\$447.00	QAI6123LSKS	\$351.00

DESCRIPTION: Frame Inserts are 1/4" thick and are fitted for selected frames.

SPECIFY: Product Number.



Bottom Skew Segment Panel
Acrylic: Clear, Frosted, Smoked



FRAMES

Compatico Systems
Terms & Conditions

Surface Materials

AO2

CMW

G2/Genesis &
Benching

Frames

Hush

FreshFIT

Electrical

Storage

Worksurfaces

Conference &
Training Tables

Legs

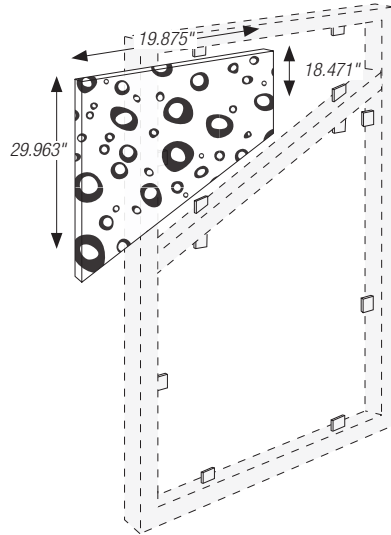
Height Adjustable
Legs

Accessories

FS Desking &
Seating

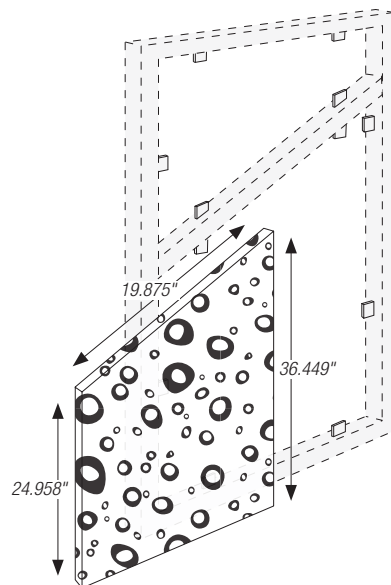
References

Top Skew Segment Frame Insert *Acrylic: Special Pattern*



*Screens or tiles may also be attached
on top of frame for expanded height or
added design element*

Bottom Skew Segment Panel *Acrylic: Special Pattern*



DIMENSIONS


FRAME HxW	FRAME INSERT HxW	PRODUCT NUMBER	LIST PRICE
62 x 24	29.963H x 18.471W	QSPA6123USK	\$538.00

DESCRIPTION: Frame Inserts are 1/4" thick and are fitted H" x W" for selected frames.

SPECIFY: Product Number and Pattern Selection.

NOTE: To view special patterns visit compatico.com.

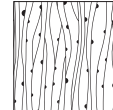
Bubbles



Leaves




Reeds



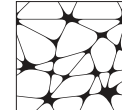
Squares



Stripes



Web



DIMENSIONS

FRAME HxW	FRAME INSERT HxW	PRODUCT NUMBER	LIST PRICE
62 x 24	36.449 H x 19.875W	QSPA16123LSK	\$704.00

DESCRIPTION: Frame Inserts are 1/4" thick and are fitted H" x W" for selected frames.

SPECIFY: Product Number and Pattern Selection.

NOTE: To view special patterns visit compatico.com.

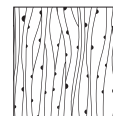
Bubbles




Leaves




Reeds



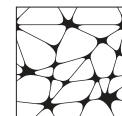
Squares



Stripes



Web



DIMENSIONS		
USED FOR PANEL HEIGHTS	PRODUCT NUMBER	LIST PRICE
42H	HMP213.42BK	\$16.00
62H	HMP213.62BK	17.00

DESCRIPTION: Joins two frames of equal height in a straight run. Used also to join a frame to T-Connector/Wall Start Kit. Connector blocks are available in WD-White Wonder, HF-Innertone Light, MS-Silver, MT-Medium Tone, BU-Black Umber and designer colors.

SPECIFY: Product Number and Finish.

DIMENSIONS		
HEIGHT	PRODUCT NUMBER	LIST PRICE
20L	QFS20	\$10

DESCRIPTION: Painted acrylic for finishing the exposed end of a connector when joining panels of unequal height. Includes double-sided adhesive tape. Fillers are available in WD-White Wonder, HF-Innertone Light, MS-Silver, MT-Medium Tone, BU-Black Umber and designer colors.


SPECIFY: Product Number and Finish.

DIMENSIONS		
PANEL HEIGHT	PRODUCT NUMBER	LIST PRICE
42H	QWEP41	\$37.00
62H	QWEP61	53.00

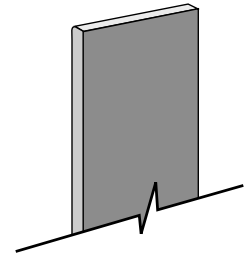
DESCRIPTION: For finishing the exposed end of a frame at end of frame run. End caps are available in WD-White Wonder, HF-Innertone Light, MS-Silver, MT-Medium Tone, BU-Black Umber and designer colors.

SPECIFY: Product Number and Finish.

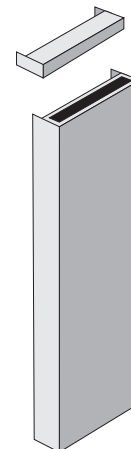
In-Line Connector Kit
Rod & Block



62" to 42" Height
Filler Strip



End Cap Kit
Metal color matched plastic top cap



Compatico Systems
Terms & Conditions

Surface Materials

AO2

CMW

G2/Genesis &
Benching

Frames

Hush

FreshFIT

Electrical

Storage

Worksurfaces

Conference &
Training Tables

Legs

Height Adjustable
Legs

Accessories

FS Desking &
Seating

References

FRAMES

Compatico Systems
Terms & Conditions

Surface Materials

AO2

CMW

G2/Genesis &
Benching

Frames

Hush

FreshFIT

Electrical

Storage

Worksurfaces

Conference &
Training Tables

Legs

Height Adjustable
Legs

Accessories

FS Desking &
Seating

References

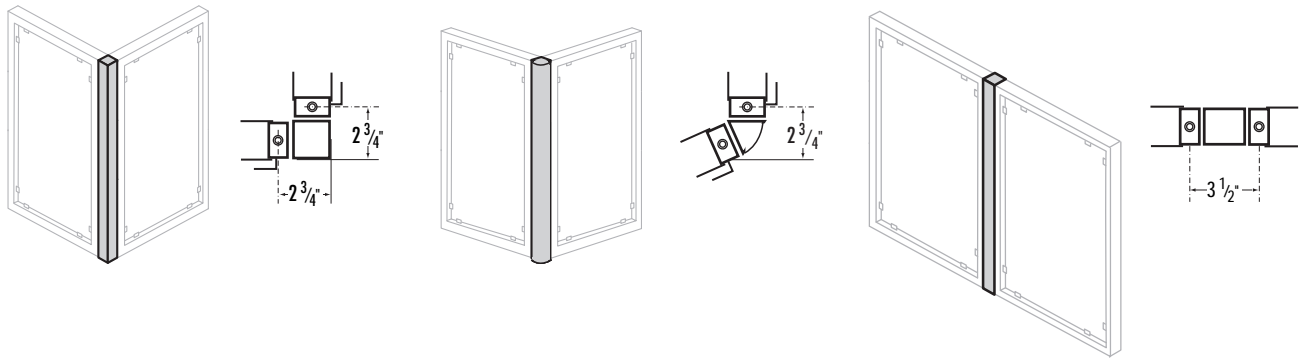
Two-way 90° & 120° Connector

DIMENSIONS	2-WAY 90° PRODUCT NUMBER	LIST PRICE	2-WAY 120° PRODUCT NUMBER	LIST PRICE	2-WAY 180° PRODUCT NUMBER	LIST PRICE
FRAME HEIGHT						
42H	QWP90.42	\$78.00	QWP1202.41	\$83.00	QWP1802.41	\$108.00
62H	QWP90.62	118.00	QWP1202.61	110.00	QWP1802.61	133.00

DESCRIPTION: Connects two frames of equal or unequal height at 90°. When connecting frames of unequal height specify connector height same as highest frame. Connectors are available in WD-White Wonder, HF-Innertone Light, MS-Silver, MT-Medium Tone, BU-Black Umber and designer colors.

SPECIFY: Product Number and Finish.

NOTE: Need rigid variable height filler for unequal height designs. See part number HMP913.48.



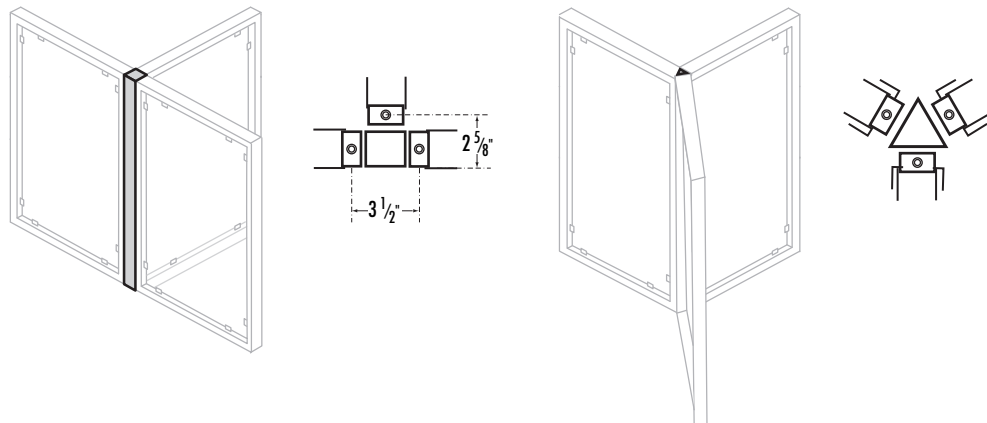
DIMENSIONS	3-WAY PRODUCT NUMBER	LIST PRICE	3-WAY 120° PRODUCT NUMBER	LIST PRICE
FRAME HEIGHT				
42H	QWP903.41	\$96.00	QWP1203.41	\$116.00
62H	QWP903.61	120.00	QWP1203.61	147.00

Three-way 90° & 120° Connector

DESCRIPTION: Connects three frames of equal or unequal height at a "T" or 3-way condition at 90° and 120° angles. When connecting frames of unequal height specify connector height same as highest frame. Connectors are available in WD-White Wonder, HF-Innertone Light, MS-Silver, MT-Medium Tone, BU-Black Umber and designer colors.

SPECIFY: Product Number and Finish.

NOTE: Need rigid variable height filler for unequal height designs. See part number HMP913.48.



Four-way Connector

Compatico Systems
Terms & Conditions

Surface Materials

AO2

CMW

G2/Genesis &
Benching

Frames

Hush

FreshFIT

Electrical

Storage

Worksurfaces

Conference &
Training Tables

Legs

Height Adjustable
Legs

Accessories

FS Desking &
Seating

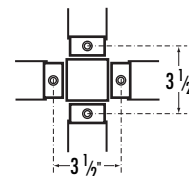
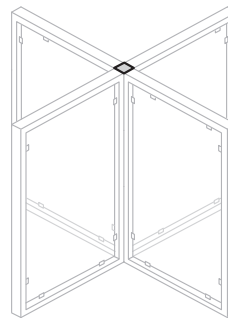
References

DIMENSIONS	PRODUCT NUMBER	LIST PRICE
FRAME HEIGHT		
42H	QWP904.41	\$116.00
62H	QWCP904.61	147.00

DESCRIPTION: Connects four frames of equal or unequal height at an "X". When connecting frames of unequal height specify connector height same as highest frame. Connectors are available in WD-White Wonder, HF-Innertone Light, MS-Silver, MT-Medium Tone, BU-Black Umber and designer colors.

SPECIFY: Product Number and Finish.

NOTE: Need rigid variable height filler for unequal height designs. See part number HMP913.48.



DIMENSIONS	PRODUCT NUMBER	LIST PRICE
USED FOR FRAME HEIGHTS		
42H	QWC056.41	\$51.00
62H	QWC056.61	56.00

DESCRIPTION: Used as wall starter to create 90° condition from wall or along same height frame. Shipped unassembled. Connectors are available in WD-White Wonder, HF-Innertone Light, MS-Silver, MT-Medium Tone, BU-Black Umber and designer colors.

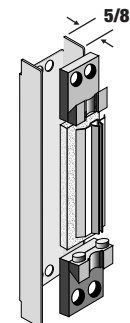
SPECIFY: Product Number and Finish.

NOTE: In-line connector kit required to begin attaching first frame.

MODESTY "L" STRIPS

Modesty "L" strips are available for below worksurface attachment to frames. Contact Compatico customer service for details.

T-Connector Wall Start Kit



Desk Mount Style Electrical Boxes

Compatico Systems
Terms & Conditions

Surface Materials

A02

CMW

G2/Genesis &
Benching

Frames

Hush

FreshFIT

Electrical

Storage

Worksurfaces

Conference &
Training Tables

Legs

Height Adjustable
Legs

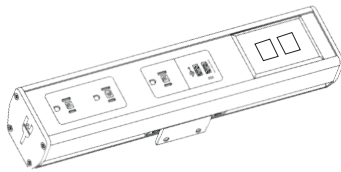
Accessories

FS Desking &
Seating

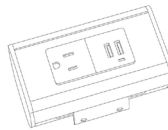
References

DESCRIPTION	BLACK PRODUCT NUMBER	WHITE PRODUCT NUMBER	SILVER PRODUCT NUMBER	LIST PRICE
3Power/2 RJ45 Cat6 Data/2 USB	QSECL322B	QSECL322W	QSECL322S	\$704.00
1 Power/2 USB	QSECL1USBB	QSECL1USBW	QSECL1USBS	\$684.00
3 Power/2 USB	QSECL32USBB	QSECL32USBW	QSECL32USBS	\$704.00

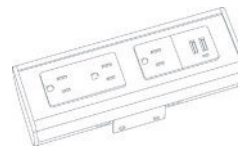
DESCRIPTION: Desk mount power data and charging modules. Clamps to back edge of work surface.
Clamp included. **SPECIFY:** Product Number. Finishes: White, Black, Silver.



3Power/2 RJ45 Cat6 data/2 USB
QSECL322

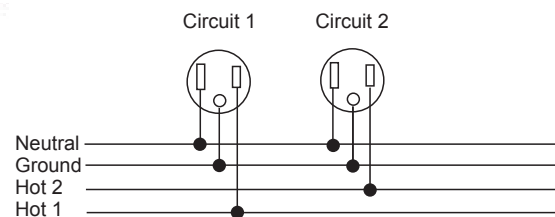


1 Power/2 USB
QSECL1USB



3 Power/2 USB
QSECL32USB

NOTE: Also see "electrical section" for more electrical accessory options.



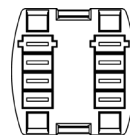
PRODUCT NUMBER	DESCRIPTION	LIST PRICE
QBE419173A18B	Receptacle Block-Circuit 1	\$56.00
QBE419173A28B	Receptacle Block-Circuit 2	\$56.00
QBE419193	Receptacle to Receptacle Block Connector	\$13.00
QBE419213	4-Way "H" Connector	\$21.00
QBE42321	"H" Connector Mounting Kit	\$12.00
QBE42171306	Transition Wall Plate, Rotating Power Entry	\$87.00
QBE41955	Spring Clip Mounting Bracket w/screws	\$3.00

DESCRIPTION: BYRNE USA 4 Trac offers 4 wires, 2 circuits (20 amps each).
Thirteen (13) duplex receptacles per circuit. A total of 26 duplex receptacles
per in feed. UL listed as a manufactured wiring system.

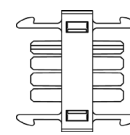
Four-Trac Electrical



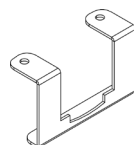
Duplex Receptacle
QBE419173A-xxx



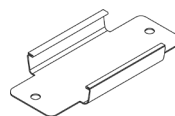
H-Connector
QBE419213



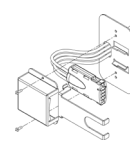
Receptacle to Receptacle Connector
QBE419193



H-Connector Mounting Bracket
QBE419321



Spring Clip Mounting Bracket
QBE41955



Transition Wall Plate Power Entry
QBE42171306

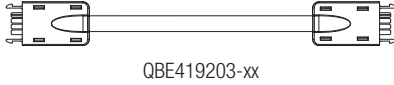
FRAMES

Compatico Systems
Terms & Conditions

Four-Trac Electrical
Female/Female Jumper

Surface Materials

AO2



CMW

G2/Genesis &
Benching

Frames

Hush

FreshFIT

Electrical

Storage

Worksurfaces

Conference &
Training Tables

Legs

Height Adjustable
Legs

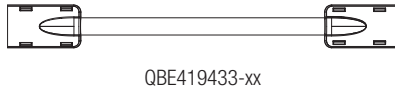
Accessories

FS Desking &
Seating

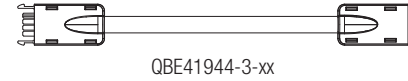
References

PRODUCT NUMBER	DESCRIPTION	LIST PRICE
QBE41920312	Female/Female Jumper, 12"	\$55.00
QBE41920318	Female/Female Jumper, 18"	\$59.00
QBE41920324	Female/Female Jumper, 24"	\$63.00
QBE41920330	Female/Female Jumper, 30"	\$66.00
QBE41920336	Female/Female Jumper, 36"	\$70.00
QBE41920342	Female/Female Jumper, 42"	\$74.00
QBE41920348	Female/Female Jumper, 48"	\$82.00
QBE41920354	Female/Female Jumper, 54"	\$87.00
QBE41920360	Female/Female Jumper, 60"	\$91.00
QBE41920366	Female/Female Jumper, 66"	\$96.00
QBE41920372	Female/Female Jumper, 72"	\$100.00

	PRODUCT NUMBER	DESCRIPTION	LIST PRICE
Four-Trac Electrical <i>Male/Male Jumper</i>	QBE41943-3-12	Male/Male Jumper, 12"	\$55.00
	QBE41943-3-18	Male/Male Jumper, 18"	\$56.00
	QBE41943-3-24	Male/Male Jumper, 24"	\$59.00
	QBE41943-3-30	Male/Male Jumper, 30"	\$62.00
	QBE41943-3-36	Male/Male Jumper, 36"	\$66.00
	QBE41943-3-42	Male/Male Jumper, 42"	\$69.00
	QBE41943-3-48	Male/Male Jumper, 48"	\$72.00
	QBE41943-3-54	Male/Male Jumper, 54"	\$76.00
	QBE41943-3-60	Male/Male Jumper, 60"	\$79.00
	QBE41943-3-66	Male/Male Jumper, 66"	\$82.00
	QBE41943-3-72	Male/Male Jumper, 72"	\$86.00

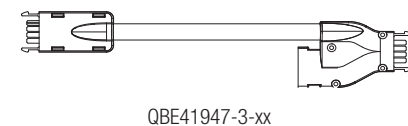


Four-Trac Electrical Female/Male Jumper



PRODUCT NUMBER	DESCRIPTION	LIST PRICE
QBE41944-3-12	Female/Male Jumper, 12"	\$58.00
QBE41944-3-18	Female/Male Jumper, 18"	\$58.00
QBE41944-3-24	Female/Male Jumper, 24"	\$61.00
QBE41944-3-30	Female/Male Jumper, 30"	\$65.00
QBE41944-3-36	Female/Male Jumper, 36"	\$68.00
QBE41944-3-42	Female/Male Jumper, 42"	\$71.00
QBE41944-3-48	Female/Male Jumper, 48"	\$75.00
QBE41944-3-54	Female/Male Jumper, 54"	\$78.00
QBE41944-3-60	Female/Male Jumper, 60"	\$81.00
QBE41944-3-66	Female/Male Jumper, 66"	\$85.00
QBE41944-3-72	Female/Male Jumper, 72"	\$88.00

Four-Trac Electrical Female/Female Jumper 3-Way Harness



PRODUCT NUMBER	DESCRIPTION	LIST PRICE
QBE41947-3-12	Female/Female Jumper, 12"	\$70.00
QBE41947-3-18	Female/Female Jumper, 18"	\$71.00
QBE41947-3-24	Female/Female Jumper, 24"	\$79.00
QBE41947-3-30	Female/Female Jumper, 30"	\$83.00
QBE41947-3-36	Female/Female Jumper, 36"	\$86.00
QBE41947-3-42	Female/Female Jumper, 42"	\$89.00
QBE41947-3-48	Female/Female Jumper, 48"	\$93.00
QBE41947-3-54	Female/Female Jumper, 54"	\$97.00
QBE41947-3-60	Female/Female Jumper, 60"	\$100.00
QBE41947-3-66	Female/Female Jumper, 66"	\$103.00
QBE41947-3-72	Female/Female Jumper, 72"	\$107.00

FRAMES

Compatico Systems
Terms & Conditions

Surface Materials

AO2

CMW

G2/Genesis &
Benching

Frames

Hush

FreshFIT

Electrical

Storage

Worksurfaces

Conference &
Training Tables

Legs


Height Adjustable
Legs

Accessories

FS Desking &
Seating

References

Four-Trac Electrical
Male/Female Jumper
3-Way Harness



QBE41956-3-xx

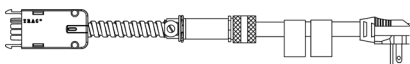
PRODUCT NUMBER	DESCRIPTION	LIST PRICE
QBE41956-3-12	Male/Female Jumper, 12"	\$92.00
QBE41956-3-18	Male/Female Jumper, 18"	\$92.00
QBE41956-3-24	Male/Female Jumper, 24"	\$96.00
QBE41956-3-30	Male/Female Jumper, 30"	\$99.00
QBE41956-3-36	Male/Female Jumper, 36"	\$102.00
QBE41956-3-42	Male/Female Jumper, 42"	\$106.00
QBE41956-3-48	Male/Female Jumper, 48"	\$109.00
QBE41956-3-54	Male/Female Jumper, 54"	\$112.00
QBE41956-3-60	Male/Female Jumper, 60"	\$115.00
QBE41956-3-66	Male/Female Jumper, 66"	\$119.00
QBE41956-3-72	Male/Female Jumper, 72"	\$122.00

Four-Trac Electrical
Power Entries



QBE419223-xx

PRODUCT NUMBER	DESCRIPTION	LIST PRICE
QBE41922342	Power Entry, 42"	\$94.00
QBE41922354	Power Entry, 54"	\$106.00
QBE41922360	Power Entry, 60"	\$111.00
QBE41922372	Power Entry, 72"	\$120.00
QBE41922384	Power Entry, 84"	\$130.00
QBE41922396	Power Entry, 96"	\$139.00
QBE419223108	Power Entry, 108"	\$148.00
QBE419223114	Power Entry, 114"	\$153.00
QBE419223126	Power Entry, 126"	\$162.00
QBE419223132	Power Entry, 132"	\$166.00
QBE419223144	Power Entry, 144"	\$175.00
QBE419223160	Power Entry, 160"	\$188.00
QBE4213531STRA20A72	72" Power Entry, Circuit 1, 24" 20A Cord, RA Plug	\$206.00



QBE4213531STRA20A72

****NOTE:** Use of the QBE4213531STRA20A72 will limit you to one 20 amp circuit.

FRESHFIT PANEL OVERLAYS


TRANSFORM YOUR WALLS

Extend the life of your existing furniture with the economical FreshFIT™ Panel Overlay.

They offer bursts of color, fashionable design and functionality.

- FreshFit Panel Overlay Tiles—Add color, design, functionality with patented FreshFIT self-adhesive panel overlay tiles.

freshFIT™



Before FreshFIT™



Old, worn, dirty, but still functional.

After FreshFIT™



FreshFIT tiles create an updated monolithic or segmented look.

- Laminated tiles can be installed for extra durability in high traffic areas.
- Whiteboard can be installed for functionality.

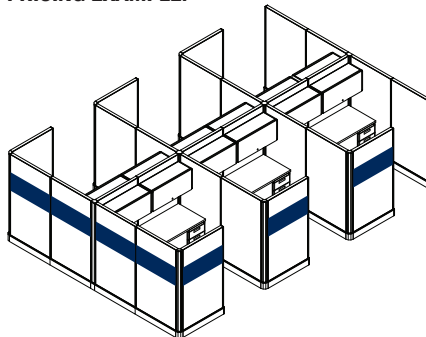
DIMENSIONS			
SQUARE FEET (SQ. FT.)	DESCRIPTION	ADVANTAGE FABRIC LIST PRICE/SQ.FT.	GRADE 1 FABRIC LIST PRICE/SQ.FT.
32 to 250	Fabric	\$17.00	\$19.00
	Laminate Whiteboard	\$31.00 \$31.00	NA NA
251 to 500	Fabric	\$16.25	\$18.25
	Laminate Whiteboard	\$30.50 \$30.50	NA NA
501+	Fabric	\$15.75	\$17.50
	Laminate Whiteboard	\$29.50 \$29.50	NA NA

Call for specification assistance. Wall attachment add \$1.00/sq. ft. for additional hook/loop strip. Silk screen - minimum quantities will apply. Contact Compatico 800.336.1772 for additional pricing information.

BENEFITS:

1. Extend and refresh the life of your existing furniture for a small investment.
2. Available for all systems furniture regardless of manufacturer, custom sizes available to fit your requirements.
3. Add functionality and new look with whiteboard, fabric or laminate.
4. Quickly create an updated segmented look on monolithic panels.
5. Easily installed or repositioned by facilities management or users, no staff downtime.
6. Ultra thin tiles are 3/16" proud of existing panel.
7. Exclusive hook design attachment technology by 3M®.
8. Great alternative to create new designs and color options.

PRICING EXAMPLE:



*Six stations updated with 14 ea. (12" x 36")
FreshFIT panel overlay tiles,
\$714 list installed, FOB - Grand Rapids, MI*

ELECTRICAL

CHOOSE THE RIGHT ELECTRICAL SYSTEM


The Compatico/Byrne systems are UL Listed Manufactured Wiring Systems (UL183).

This is important to note because the electrical systems are tested to twice the amperage compared to competitive overseas power systems. Compatico is proud to offer electrical solutions that are safe, affordable and are designed and built in the USA

for the American market. Our electrical systems offer:

- Liability Insurance/Coverage
- Ease of Installation
- Ease of Specification
- BIFMA approved
- UL and CSA Listed

Electrical



COMPATICO IS PLEASED TO OFFER 3 CIRCUIT AND
4 CIRCUIT UL LISTED POWER SYSTEMS MADE IN THE USA.



CHOOSE THE RIGHT ELECTRICAL MANUFACTURER

The Compatico/Byrne systems are UL Listed Manufactured Wiring Systems (UL183). This is important to note because the electrical systems are tested to twice the amperage compared to competitive overseas power systems. Compatico is proud to offer electrical solutions that are safe, affordable and are designed and built in the USA for the American market.

1. Liability Insurance/Coverage

Byrne Electrical backs their products with a 10-year warranty and a \$5 million liability.

Specialists, Inc. (for panel electrical products components). Note: **Liability Insurance/Coverage** - One year for electrical accessories.

2. Ease of Installation

Compatico's systems are much easier to install with its unique slide-mount for junction blocks and receptacles. This saves hundreds of labor installation hours.

3. Ease of Specification

Compatico's systems do not require additional parts for corner or other alternative applications. Additionally, you specify your electrical based simply upon the size of your panel(s).

4. Customer First Support

Our systems offer local and direct engineering, customer service, sales and marketing, backed by the manufacturer with over 40 years of experience.

HOW TO CHOOSE THE RIGHT SYSTEM

The following are a few guidelines to follow when selecting which power system is right for your application. The basic items you'll want to think about are:

1. Consider how the system will be used.

What will the end-user be plugging in? This is important because different electronic devices take different amounts of power. Each circuit is engineered to handle up to 20 amps. So doing a little research about what is being plugged in, the number of amps it uses and some basic math, figuring out how many circuits should be a snap. Don't forget to plan for the future too. See the following pages to assist you in selecting your electrical systems.

A few rules we use are:

- No more than 4 desktop computers (CPU + Monitor = Computer) per circuit.
- No more than 10 laptop computers per circuit.

2. Think about how many outlets will be needed.

How many outlets or access points will be needed overall? Each circuit can handle up to approximately 13 duplex receptacles (depending on load), meaning a total of 26 outlets.

3. Are There Any Other Special Considerations?

Do you have any electronics that require 20 amp outlets? Does your specification demand a certain number of circuits? Will you need to have an isolated ground or a dedicated neutral for a special piece of equipment? For more information on system options, consult your local electrical service team. See next page for relevant facts and comparisons.

COMPARISON BETWEEN 4 CIRCUIT AND 3 CIRCUIT ELECTRICAL SYSTEMS

FEATURE	4 CIRCUIT	3 CIRCUIT
Manufactured in USA	Y	Y
Number of circuits	4	3
Maximum number of receptacles per circuit	13	13
Total of receptacles per infeed	52	39
UL 183 listed Manufactured wiring	Y	Y
UL 1286 listed for panel systems	Y	Y
Available with isolated ground for 1 circuit	std	N
Available with dedicated neutral for 1 circuit	std	N
3 plus 1 configuration	std	N
2 plus 2 configuration	std	N
3 circuit separate neutrals	std option	N
3 circuit common ground common neutral	Y	Y
Harnesses and pass throughs to fit all panel sizes	std	Y
Vertical jumpers and reach sizes	Y	N
Double sided power	Y	Y
Pass through	Y	Y
Pass through with single powerblock	Y	N
Can power wings from spine	Y	Y
20 amp receptacles available	Y	N
Can be used at beltline	Y	Y
Base infeed available	Y	Y
Ceiling infeed available	Y	Y
Side power infeed available	Y	N

OFFICE EQUIPMENT TYPICAL LOAD VALUES

ITEM	AMPS
AC Adapter	0.050
APC 280 Backup	2.000
Coffee Pot	8.500
Copier	15.000
CPU (depending on size)	2.0-4.0
Fax Machine	1.000
Laptop	1.500
Monitors	1.5-2.5
Paper Shredder	4.500
Printer (depending on size)	1.5-6.0
Postage Machine	3.400
Radio	0.090
Scanner - Scanjet	0.450
Space Heater	10.500
Task light	0.650

NOTE: The amperage noted is an approximation of equipment. For calculating the actual load, the amperage must be determined for each model of actual equipment. Simple addition avoids circuit overloading.

Compatico Systems
Terms & Conditions

Surface Materials

AO2

CMW

G2/Genesis &
Benching

Frames

Hush

FreshFIT

Electrical

Storage

Worksurfaces

Conference &
Training Tables

Legs

Height Adjustable
Legs

Accessories

FS Desking &
Seating

References

DATA SHIELDING FOR 4 CIRCUIT AND 3 CIRCUIT SYSTEMS

Surface Materials

AO2

CMW

G2/Genesis &
Benching

Frames

Hush

FreshFIT

Electrical

Storage

Worksurfaces

Conference &
Training Tables

Legs

Height Adjustable
Legs

Accessories

FS Desking &
Seating

References

The questions of the ability of communications cables to lay in the panel base with the modular electrical system comes up often with the increased use of Category 5 and Category 6 communication systems. The good news is that Category 5 and Category 6 cables can be safely placed in the base of the panels with the modular electrical system.

There is a standard called the TIA/EIA- 569-A, Commercial Building Standard for Telecommunications Pathways and Spaces. This Standard was developed by the Telecommunications Industry Association and it addresses requirements for installing telecom cabling in buildings. Their most recent revision, dated Feb. 20, 1998, clarifies the requirements for installing telecom cables in furniture. Sec. 6.3.3.6.1 states. "Furniture pathways often run parallel to power raceways; floor and ceiling interfaces are often divided into power and telecommunications. In such cases, separation shall be provided to meet the requirements of clause 10.3." Sec 10.3.1 states, "Co-installation of telecommunications cable and power cable is governed by applicable electrical code for safety. For minimum separations requirements of telecommunications cable from typical branch circuits (120/240V, 20A), Article 800-52 of ANSI/NFPA 70 shall be applied..."

NFPA 70 is National Electrical Code and Sec. 800.133 (A) (2) Other Applications (previously was Sec. 800-52 (a) (1) Open Conductors) states, "Communications wires and cables shall be separated at least 2 inches from conductors of any electric light, power...circuits.

Exception No. 1: Where either (1) all of the conductors of the electric light, power, Class 1, or non-power-limited fire alarm are in a raceway or in metal-sheathed, metal-clad, nonmetallic-sheathed, Type AC or Type UF cables..."

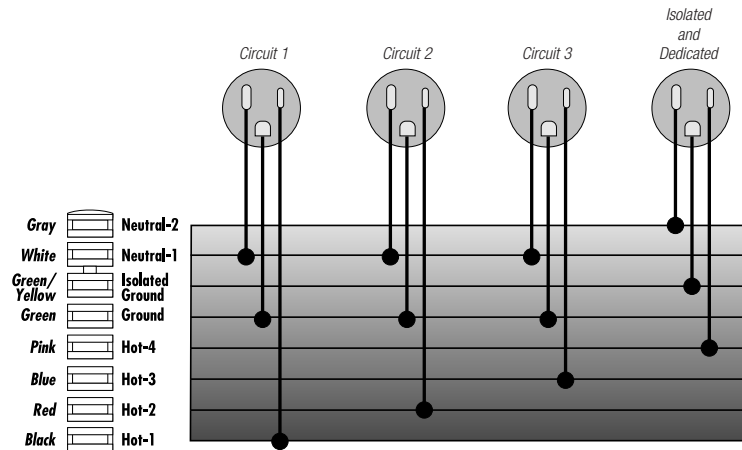
The definition of raceway in the National Electrical Code, Section 100 is: "An enclosed channel of metal or nonmetallic materials designed expressly for holding wires, cables, or busbars, with additional functions as permitted in the Code. Raceways include, but are not limited to, rigid metal conduit, rigid nonmetallic conduit, intermediate metal conduit, liquid-tight flexible conduit, flexible metallic tubing, flexible metal conduit, electrical non-metallic tubing, electrical metallic tubing, under-floor raceways, cellular concrete floor raceways, cellular metal floor raceways, surface raceways, wireways, and busways."

Because the Byrne Electrical Systems used in Compatico Systems are UL listed, the electrical components themselves are raceways as defined by the National Electrical Code, not the panel base. Therefore, there is no separation requirement for the communications cables per Sec.800.133 of the National Electrical Code which the TIA/EIA-569-A states defines the requirement for separation in furniture pathways. In other words, telecommunications cables can be placed in the base of your panel systems along with the UL Listed Modular Wiring System.

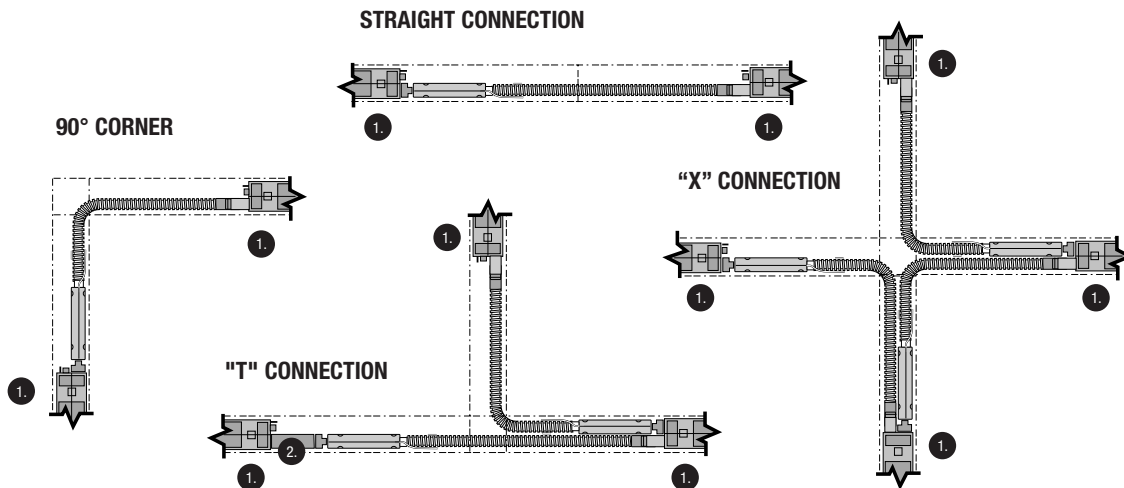
NOTE: For some municipalities, end of power harnesses, jumpers, or pass-thrus require "electrical termination caps." If this is required, use part # BE02334-C. Contact Compatico Customer Service for pricing and quantity.

COMPATICO IS PLEASED TO OFFER, IN PARTNERSHIP WITH BYRNE ELECTRICAL 8 WIRE/4 CIRCUIT POWER SYSTEM MADE IN THE USA.

Electrical Circuit System



Electrical Circuit Systems &
Panel Configurations
Powered Panel to Powered Panel



1. Dual power block electrical assembly/phase block 2. 3" jumper no longer required, Byrne flexible conduit allow expansion.

Powered Panel to Non-Powered Panel to Powered Panel



1. Dual power block electrical assembly/phase block *Note: Use proper size per panel width.*

Compatico Systems
Terms & Conditions

Surface Materials

AO2

CMW

G2/Genesis &
Benching

Frames

Hush

FreshFIT

Electrical

Storage

Worksurfaces

Conference &
Training Tables

Legs

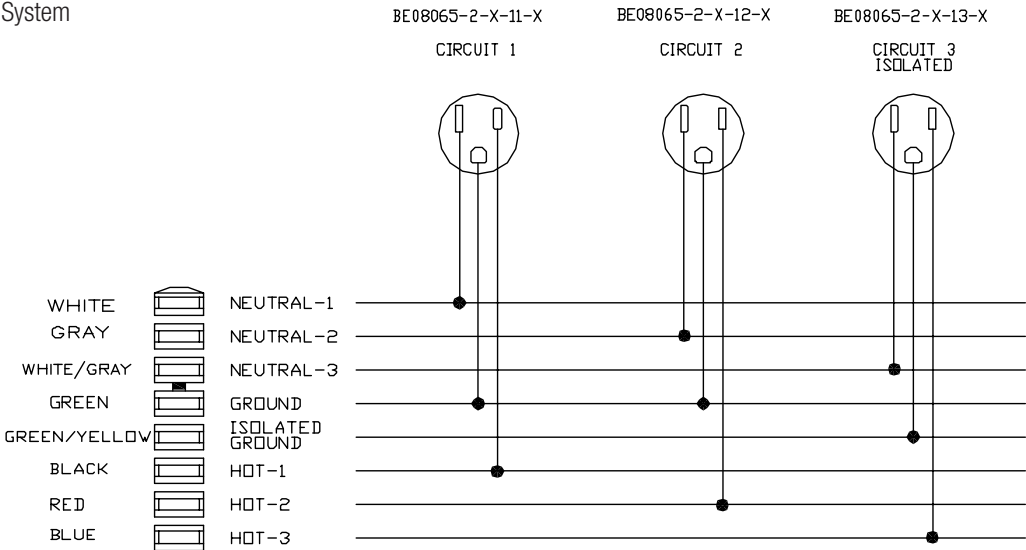
Height Adjustable
Legs

Accessories

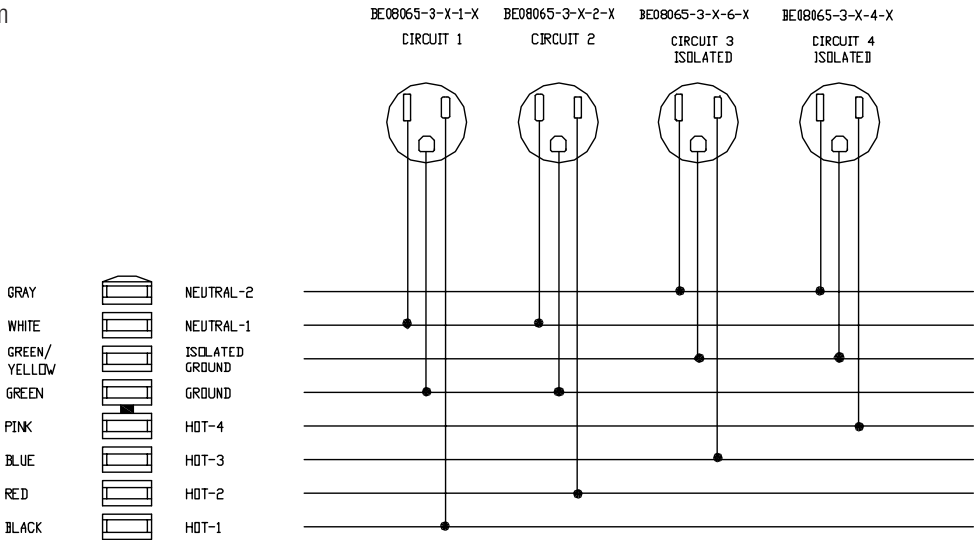
FS Desking &
Seating

References

Optional Configuration For 3.2.2 System



Optional Configuration For 2+2 System



**ABOVE OPTIONAL CONFIGURATIONS MUST BE REQUESTED IN WRITING.
CALL COMPATICO CUSTOMER SERVICE FOR MORE INFORMATION 1-800-336-1772.**

**AO2 OEM VERSION 1 AND VERSION 2 POWER SYSTEM AVAILABLE
UPON REQUEST, CONTACT COMPATICO PROJECT MANAGEMENT
FOR PRICING AND LEADTIMES.**

DATA CABLE CAPACITY

AO1/AO2 CABLE CAPACITY

AO1/AO2 panel base raceway accommodates a minimum twenty (20) 25-pair cables in a powered panel and up to forty (40) 25-pair cables in a non-powered base.

CMW CABLE CAPACITY

CMW top cap accommodates up to twenty (20) Category 5 cables. Base raceway holds up to twenty-two (22) Category 5 cables.

GENESIS/G2

Genesis/G2 offers lay-in cabling for 150 Category 5 data cables. Panels have the ability to channel and distribute power and/or voice/data cabling at the top, middle (above or below the worksurface) and bottom with a maximum of six (6) inches of separation between the power and data cables at all times.

NOTE: Capacity estimates assume data cables are .2" diameter.

See www.compatico.com-furniture system specifications for more details.

Compatico Systems
Terms & Conditions

Surface Materials

AO2

CMW

G2/Genesis &
Benching

Frames

Hush

FreshFIT

Electrical

Storage

Worksurfaces

Conference &
Training Tables

Legs

Height Adjustable
Legs

Accessories

FS Desking &
Seating

References

ELECTRICAL

Compatico Systems
Terms & Conditions

A02, Genesis and CMW
Dual Power Block Electrical Assembly

Surface Materials

A02

CMW

G2/Genesis &
Benching

Frames

Hush

FreshFIT

Electrical

Storage

Worksurfaces

Conference &
Training Tables

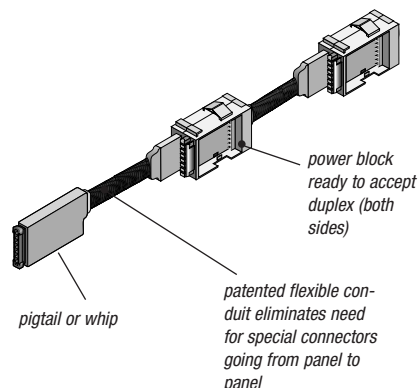
Legs

Height Adjustable
Legs

Accessories

FS Desking &
Seating

References



DIMENSIONS

Panel Width

PRODUCT NUMBER

LIST PRICE

24W	HMP551.2400	\$120.00
30W	HMP551.3000	148.00
36W	HMP551.3600	162.00
42W	HMP551.4200	169.00
48W	HMP551.4800	176.00
60W	HMP551.6000	189.00

THE BYRNE 8-TRAC ELECTRICAL SYSTEM IS INSTALLED IN ALL COMPATICO “POWERED” A02 AND CMW PANELS; SPECIFY SEPARATELY FOR GENESIS.

DESCRIPTION: 24” wide panels have a single power block and 30”-60” panels have dual (2) power blocks. Specify to match width of panel. Order duplex receptacles separately, see page 78. Back-to-back duplexes are available for all panel widths (24”-60”). All single and double block power raceways are installed to panel bottom using a patented slide mount. Receptacles (Duplexes) snap into the power blocks with a positive locking tab feature. No tools are required. Self contained jumper harness plugs into end terminals of preceding harness. Expands to span three-way and four-way panel connections.

- Recognized under UL Standard 1286
- Listed as manufactured wiring system under UL Standard 183
- CSA certified
- Los Angeles Testing Laboratories Certification
- Approved for use in New York City

SPECIFY: Product Number, Quantity. **NOTE:** Plan electrical layout so work surface support pedestals do not block receptacle locations. **NOTE:** For single power block alternative, contact Compatico Project Manager.

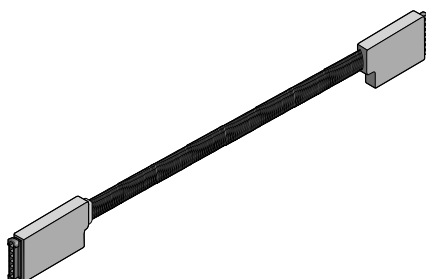
DIMENSIONS

Panel Width

PRODUCT NUMBER

LIST PRICE

Power Pass-Thru



12W	HMP556.1200	\$73.00
18W	HMP556.1800	79.00
24W	HMP556.2400	84.00
30W	HMP556.3000	90.00
36W	HMP556.3600	95.00
42W	HMP556.4200	101.00
48W	HMP556.4800	111.00
60W	HMP556.6000	123.00
96W	HMP556.9600	162.00
144W	HMP556.1440	212.00


DESCRIPTION: The Pass-Thru provides power continuation in all panels. Expands to span Three-Way and Four-Way panel connectors. The Pass-Thru does not provide a distribution block. Use this harness for power continuation only. UL Listed/CSA Certified and labeled. Shielded conduit provides effective EMF barrier. **SPECIFY:** Product Number, Quantity.

DIMENSIONS	PRODUCT NUMBER	LIST PRICE
Length		
144L	HMP558.4400	\$145.00

DESCRIPTION: Connects building electrical supply from the ceiling to the base of electrified Compatico A02, Genesis and CMW panels. Use a ceiling entry pole to feed power down from ceiling (see below). Can be trimmed to desired length.

NOTE: Power pole not included.

Ceiling Feed

Compatico Systems
Terms & Conditions

Surface Materials

A02

CMW

G2/Genesis &
Benching

Frames

End Feed

Hush

FreshFIT

Electrical

Storage

Worksurfaces

Conference &
Training Tables

Side Entry Feed

Legs

Height Adjustable
Legs


Accessories

FS Desking &
Seating

References

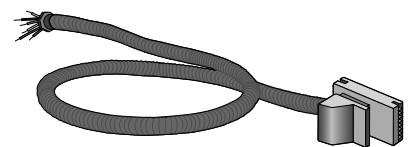
DIMENSIONS	PRODUCT NUMBER	LIST PRICE
Length		
72L	HMP557.7200	\$156.00

DESCRIPTION: Connects building electrical supply from wall or column to power box in base of electrified Compatico A02, Genesis and CMW panels.



DIMENSIONS	PRODUCT NUMBER	LIST PRICE
Length		
72L	HMP565.7200	\$164.00

DESCRIPTION: Connects building electrical supply from wall or column to duplex location in base of electrified Compatico A02 panel. Male attachment head swivels left or right then lock cover in place.



ELECTRICAL

Compatico Systems
Terms & Conditions

Surface Materials

AO2

CMW

G2/Genesis &
Benching

Frames

Hush

FreshFIT

Electrical

Storage

Worksurfaces

Conference &
Training Tables

Legs

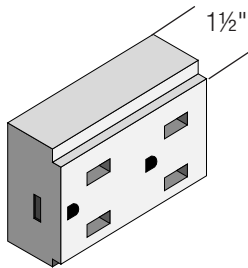
Height Adjustable
Legs

Accessories

FS Desking &
Seating

References

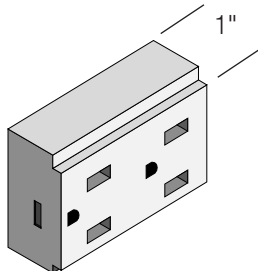
AO2 & Genesis Duplex Receptacle



DESCRIPTION	PRODUCT NUMBER	LIST PRICE
Circuit One	HMP555.01BK(R1)	\$19.00
Circuit Two	HMP555.02BK(R2)	19.00
Circuit Three	HMP555.03BK(R3)	19.00
Circuit Four	HMP555.04BK(R4)	19.00
Circuit Four (surge protected)	R4S	182.00

DESCRIPTION: Duplex receptacles provide two grounded plugs. Side mounting feature prevents accidental dislodgment. Color on all receptacles is Black. Circuit IV receptacles have orange lettering on face. UL Listed/CSA Certified and labeled. **SPECIFY:** Product Number, Quantity. **NOTE:** In the United States, Genesis Power Distribution can be fitted with a maximum of 52 duplex receptacles (13 per circuit), with each receptacle rated at an average of 15 amps. In Canada, Genesis Power Distribution can be fitted with a maximum of 48 duplex receptacles (12 per circuit HMP555.01BK(R1) receptacle rated at an average of 12 amps. **NOTE:** For international (Non-North American) requirements contact Compatico Product Management.

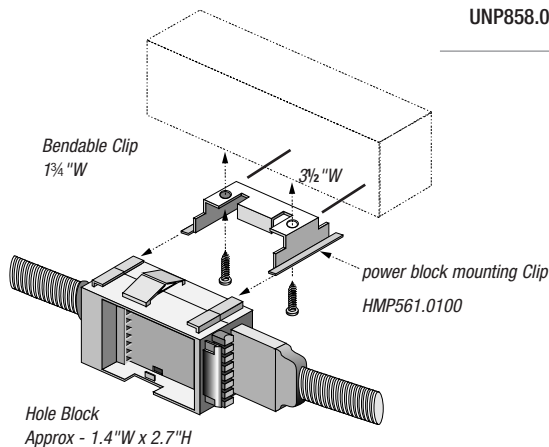
CMW Duplex Receptacle



DESCRIPTION	PRODUCT NUMBER	LIST PRICE
CIRCUIT 1	STP554.01BK	\$19.00
CIRCUIT 2	STP554.02BK	19.00
CIRCUIT 3	STP554.03BK	19.00
CIRCUIT 4 (isolated dedicated)	STP554.04BK	19.00

DESCRIPTION: Duplex receptacles provide two grounded plugs. Side mounting feature prevents accidental dislodgment. Color on all receptacles is Black. Circuit IV receptacles have orange lettering on face. UL Listed/CSA Certified and labeled. **SPECIFY:** Product Number, Quantity.

Power Block Mounting Clip



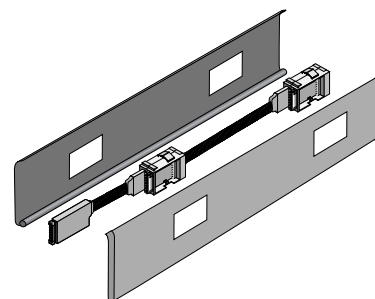
PRODUCT NUMBER	DESCRIPTION	LIST PRICE
HMP561.0100	Power Block Mounting Clip	\$2.00
UNP858.01Z1	Retainer Screws	\$0.10

DESCRIPTION: The patented slide mount makes attachment of the power block quick and easy when you are using Compatico's System. Versatile and simple, the built-in adjustability of the system satisfies all possible panel configurations without costly additional product. **SPECIFY:** Product Number

DIMENSIONS	PRODUCT NUMBER	LIST PRICE
Width		
24W	HMK520.24	\$133.00
30W	HMK520.30	165.00
36W	HMK520.36	181.00
42W	HMK520.42	190.00
48W	HMK520.48	200.00
60W	HMK520.60	219.00

DESCRIPTION: Converts a Compatico A02 non-powered raceway base to a powered base. Includes single power block (24") or dual power block (30" - 60"), 2 raceway covers with receptacle openings, 1 or 2 receptacle covers and 1 or 2 power block mounting clips which attach to top of raceway frame. Order duplex receptacles separately. **SPECIFY:** Product Number and Base Cover Color. Refer to page 5 for Base Cover Color.

A02 System 4 Power Adapter Kit

Compatico Systems
Terms & Conditions

Surface Materials

A02

CMW

G2/Genesis &
Benching

Frames

Hush

FreshFIT

Electrical

Storage

Worksurfaces

Conference &
Training Tables

Legs

Height Adjustable
Legs

Accessories

FS Desking &
Seating

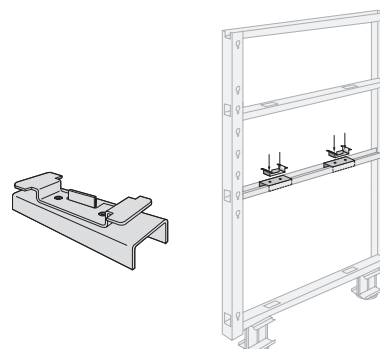
References

DIMENSIONS	PRODUCT NUMBER	LIST PRICE
Width		
3 1/4W	DPAK	\$33.00

DESCRIPTION: 14 gauge, cold rolled steel. Powder coated paint finish. Field installed in panel frame.

Allows attachment of Power Raceway at desk height.

SPECIFY: Product Number, Quantity. **NOTE:** Kits come in pairs.

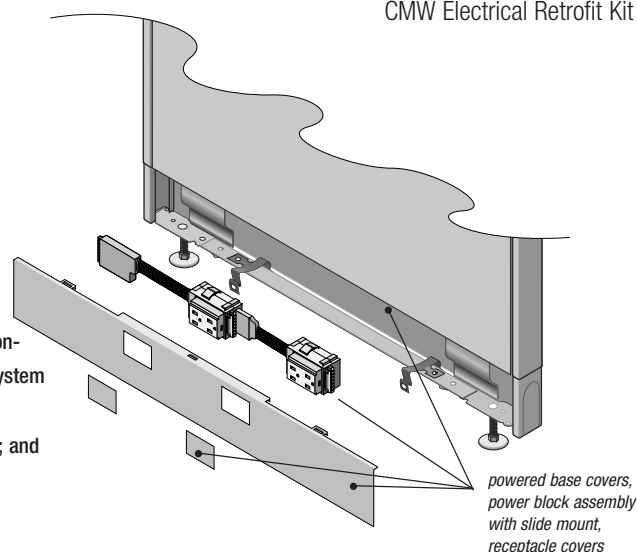
Genesis Power Adapter Kit
Desk Height

DIMENSIONS	PRODUCT NUMBER	LIST PRICE
Width		
24W	STU552.24	\$150.00
30W	STU552.30	188.00
36W	STU552.36	209.00
42W	STU552.42	220.00
48W	STU552.48	234.00
60W	STU552.60	259.00
RECEPTACLE COVER		
N/A	STP450.01	\$2.00

DESCRIPTION: The CMW electrical Retrofit Kit can be used to convert a non-powered CMW panel to a powered panel using the Byrne 8-Trac Electrical System (CMW System 4). Kit includes: (2) two powered base covers; (1) one single or dual power block assembly with slide mount(s) and screws; and (2) two receptacle covers. Order duplex receptacles separately.

SPECIFY: Product Number.

CMW Electrical Retrofit Kit



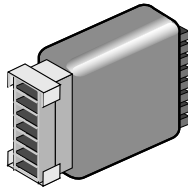
ELECTRICAL

Compatico Systems
Terms & Conditions

A02 Connector - Panel Jumper

Surface Materials

A02



CMW

G2/Genesis &
Benching

Frames

Chicago Junction Box
for all panel systems

Hush

FreshFIT

Electrical

Storage

Worksurfaces

Conference &
Training Tables

Legs

Height Adjustable
Legs

Accessories

FS Desking &
Seating

References

DIMENSIONS

Size

PRODUCT NUMBER

LIST PRICE

3"

HMP554.0300

\$44.00

DESCRIPTION: A0 Post Panel Jumper. This is a male-female connector for the 8-wire system to extend electrical harness 3" for 2, 3, 4 way stretch. Black Only.

PRODUCT NUMBER

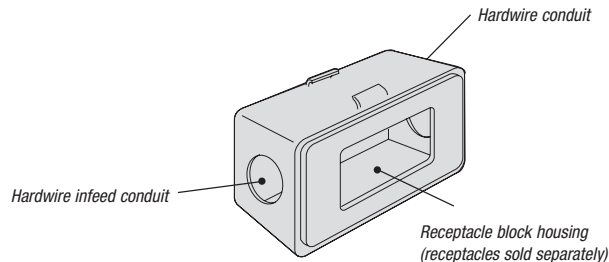
LIST PRICE

CJB

\$62.00

DESCRIPTION: Order one Chicago Junction Box for each panel electrical receptacle.

SPECIFY: Product Number, Quantity. **NOTE:** Hardware components are to be obtained locally and all wiring to be done in accordance with Chicago city drawing 8912E.



DIMENSIONS

Cord Length

PRODUCT NUMBER

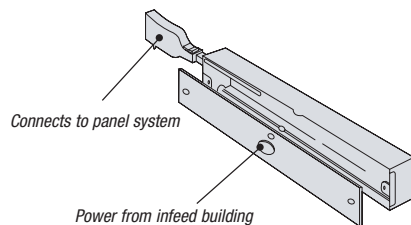
LIST PRICE

72L

PENY

\$182.00

New York Power Entry
for all Panel Systems

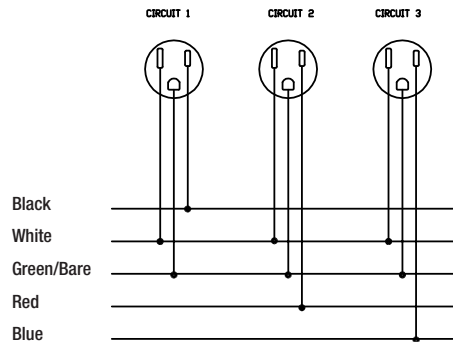


DESCRIPTION: Supplies a dedicated circuit plus 3 common circuits sharing a 10 gauge neutral wire through service entry box in panel raceway. No wire supplied in conduit, electrician must supply and connect wires. Install in panel 30" or wider, to either panel face. Provides power continuation in one direction only, right or left. Includes 72" of Liquid-Tite conduit for hard wired connection to building supply. **SPECIFY:** Product Number, Quantity. **NOTE:** The panel accepting this power input cannot accept a receptacle. Hard wired connections must be made by a licensed electrician.

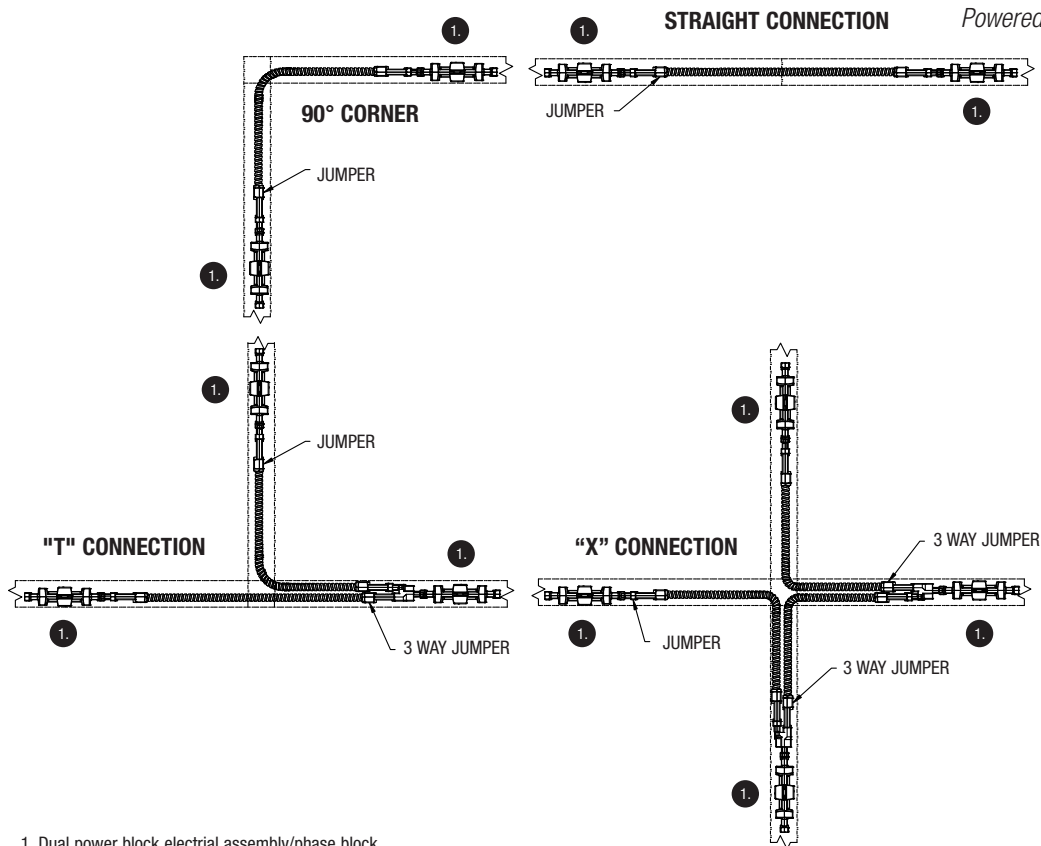
NOTE: For some municipalities, end of power harnesses, jumpers, or pass-thrus require "electrical termination caps." If this is required, use part # BE02334-C. Contact Compatico Customer Service for pricing and quantity.

COMPATICO IS PLEASED TO OFFER, IN PARTNERSHIP WITH BYRNE ELECTRICAL 5 WIRE/3 CIRCUIT POWER SYSTEM MADE IN THE USA.
8 WIRE/4 CIRCUIT POWER SYSTEM MADE IN THE USA.

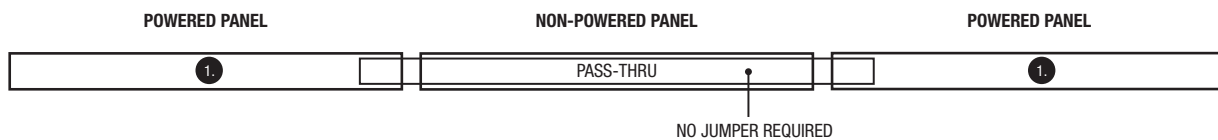
WIRE DIAGRAM FOR 3 KEYING



Electrical Circuit System
"Phase 3" System



Powered Panel to Non-powered Panel



Note: Use proper size pass-thru per panel width(s).

Compatico Systems
Terms & Conditions

Surface Materials

AO2

CMW

G2/Genesis &
Benching

Frames

Hush

FreshFIT

Electrical

Storage

Worksurfaces

Conference &
Training Tables

Legs

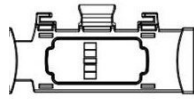
Height Adjustable
Legs

Accessories

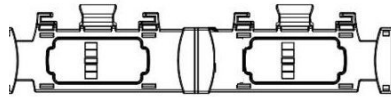
FS Desking &
Seating

References

Phase Blocks



Phase 24" Block



Phase 30" Block



Phase 36" block thru 48" block

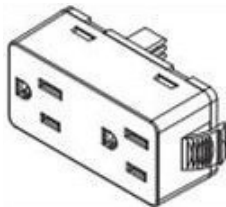
PRODUCT NUMBER	DESCRIPTION	LIST PRICE
WSP350.2400	Phase 24" Block	\$28.00
WSP350.3000	Phase 30" Block	44.00
WSP350.3600	Phase 36" Block	58.00
WSP350.4200	Phase 42" Block	59.00
WSP350.4800	Phase 48" Block	63.00

DESCRIPTION: Phase 3 Receptacles Block. 24 " wide panels have a single power block and 30"- 48" panels have dual (2) power blocks. Specify to match width of panel. Order duplex receptacles separately. All receptacles blocks are installed to panel using patented slide mount. Receptacles (duplexes) snap into the power receptacle block with a positive locking tab feature. No tools are required. F/F Jumpers (below) are required to make panel to panel connections between receptacle blocks.

- Recognized under UL Standard 1286
- Listed as manufactured wiring system under UL Standard 183

SPECIFY: Product Number.

Phase 3 Receptacle



PRODUCT NUMBER	DESCRIPTION	LIST PRICE
CMW		
UNP350.01	15A Receptacle CMW 2" thick panel, Circuit 1	\$19.00
UNP350.02	15A Receptacle CMW 2" thick panel, Circuit 2	19.00
UNP350.03	15A Receptacle CMW 2" thick panel, Circuit 3	19.00
AO and Genesis		
UNP351.01	15A Receptacle for AO & Genesis 3.5" thick panel, Circuit 1	\$19.00
UNP351.02	15A Receptacle for AO & Genesis 3.5" thick panel, Circuit 2	19.00
UNP351.03	15A Receptacle for AO & Genesis 3.5" thick panel, Circuit 3	19.00

DESCRIPTION: Duplex Receptacles provide two grounded plugs. Color on all receptacles is black. UL Listed and labeled. **SPECIFY:** Product Number.

Jumper



PRODUCT NUMBER	DESCRIPTION	LIST PRICE
BE52463-3-19	19"	\$40.00 panel-to-panel (CMW)
UNP356.2150	21.5" F/F Jumper	\$41.00 panel-connector-panel

DESCRIPTION: For straight line panel-to-panel and panel-connector-panel connector panel connections. Solid armor flex jumper (UL listed).

SPECIFY: Product Number. **NOTE:** Jumper is applicable to all Compatico Systems using Byrne Phase 3 electrical.

3-Way Jumper



PRODUCT NUMBER	DESCRIPTION	LIST PRICE
BE52468-3-19	19"	\$43.00 panel-to-panel (CMW)
UNP366.2150	21.5" 3-Way Jumper	\$48.00 panel-connector-panel

DESCRIPTION: Allows for two branching electrical runs. Solid armor flex jumper (UL listed). **SPECIFY:** Product Number. **NOTE:** Jumper is applicable to all Compatico Systems using Byrne Phase 3 electrical..

* Field Modification required if using 3 way jumper on CMW. Consult Compatico project management for review.

PRODUCT NUMBER	DESCRIPTION	LIST PRICE
UNP356.2400	24" Panel F/F Pass Thru, 42" Length	\$62.00
UNP356.3000	30" Panel F/F Pass Thru, 48" Length	66.00
UNP356.3600	36" Panel F/F Pass Thru, 54" Length	71.00
UNP356.4200	42" Panel F/F Pass Thru, 60" Length	75.00
UNP356.4800	48" Panel F/F Pass Thru, 66" Length	81.00
UNP356.6000	60" Panel F/F Pass Thru, 78" Length	90.00

Panel Pass-Thru



DESCRIPTION: The Pass-Thru provides power continuation through non-powered panels. The Pass-Thru does not provide a distribution block; use this for only power continuation. UL Listed and labeled. **SPECIFY:** Product Number. **NOTE:** Continuous run pass thru available up to 144". **NOTE:** Cannot connect pass thru to pass thru.

PRODUCT NUMBER	DESCRIPTION	LIST PRICE
UNP366.2400	24" Panel 3-Way Pass Thru, 42" Length	\$66.00
UNP366.3000	30" Panel 3-Way Pass Thru, 48" Length	70.00
UNP366.3600	36" Panel 3-Way Pass Thru, 54" Length	75.00
UNP366.4200	42" Panel 3-Way Pass Thru, 60" Length	81.00
UNP366.4800	48" Panel 3-Way Pass Thru, 66" Length	85.00
UNP366.6000	60" Panel 3-Way Pass Thru, 72" Length	96.00

Panel 3-Way Pass-Thru



DESCRIPTION: The 3 Way Pass-Thru provides power continuation through non-powered panels and offers branching option panel intersections. The 3 Way Pass-Thru does not provide a distribution block; use this for only power continuation. UL Listed and labeled. **SPECIFY:** Product Number. **NOTE:** Continuous run pass thru available up to 144". **NOTE:** Cannot connect pass thru to pass thru.

PRODUCT NUMBER	DESCRIPTION	LIST PRICE
UNP365.7200	72" Power Entry (End Feed)	\$96.00
UNP365.4400	144" Power Entry (Ceiling Feed)	191.00

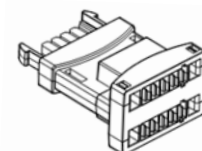
Power Entry (Ceiling or Floor)



DESCRIPTION: End Feed connects building electrical supply from wall or column to electrified panels. **SPECIFY:** Product Number. **NOTE:** Side entry not available. Run end feed thru raceway knockout if needed. **NOTE:** For New York power entry (15") BE53272-3-2A-15.50 or (48") BE53272-3-3A-48.00.

PRODUCT NUMBER	DESCRIPTION	LIST PRICE
UNP350.0000	Y Connector	\$25.00

Y Connector



DESCRIPTION: Y Connector allows for the use of two (2) Jumpers, two (2) Pass-Thrus or a combination of a single (1) Pass-Thru and a single (1) Jumper. **SPECIFY:** Product Number.

Compatico Systems
Terms & Conditions

Surface Materials

AO2

CMW

G2/Genesis &
Benching

Frames

Hush

FreshFIT

Electrical

Storage

Worksurfaces

Conference &
Training Tables

Legs

Height Adjustable
Legs

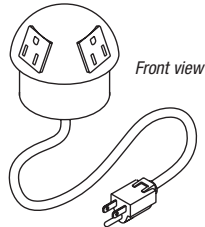
Accessories

FS Desking &
Seating

References

ELECTRICAL/DATA POLES AND ACCESSORIES

PowerSphere



1/2 PowerSphere



1/2 DataSphere



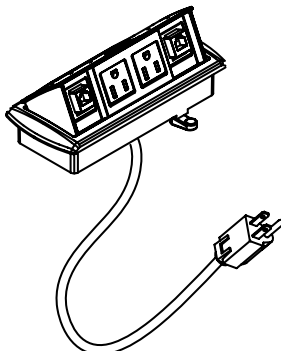
PRODUCT NUMBER	DESCRIPTION	LIST PRICE
UNP801.01BK	1/2 Power Sphere 72" Cable	\$154.00
UNP801.02BK	1/2 Power Sphere 120" Cable	171.00
UNP801.03BK	1/2 Data Sphere	87.00

DESCRIPTION: Features a 6' or 10', 15' Amp cord, contains two simplexes, will receive power transformers, is UL listed and CSA Certified, and will retrofit into a 3" diameter hole (template provided) that is field cut. Black only. **SPECIFY:** Product Number. **SPECIFY:** Two (2) half (1/2) spheres to make a full sphere. *Example: UNP801.01BK and UNP801.03BK make a full sphere.*

NOTE: Field cut grommet holes required. **NOTE:** Data sphere comes with Voice Data Adapter Kit, but does not include data jacks/couplers.

PRODUCT NUMBER	DESCRIPTION	LIST PRICE
UNP820.02BK	Miniport Power/Data	\$383.00

Miniport Power/Data

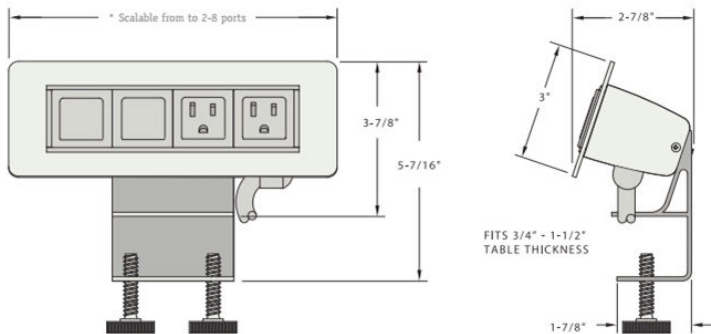


DESCRIPTION: Features a 6', 15 Amp cord, contains two simplexes, two voice data ports, and is UL listed. Plastic housing. Size: 7"W x 3"D x 3"T. **FINISH:** Silver, Black. **SPECIFY:** Product Number, Finish. **NOTE:** Unit comes with voice/data adapter kit. **NOTE:** Workspace field cut required (6"W x 2.5"D) actual hole size. Instructions included.

PRODUCT NUMBER	DESCRIPTION	COLOR	LIST PRICE
BE02520-2-2-XA-Z06-UI-72	Axil X	Gloss Black	\$439.00
BE02520-2-2-XA-Z07-UI-72		Gloss White	339.00

DESCRIPTION: Axil X is a horizontal-mount power and data desktop accessory. Each unit includes a voice data adapter kit (A/V adapter kits and voice/data jacks sold separately). (2) 15-amp power outlets, (1) USB 2-Port Charging Simplex and (1) data port. Axil X is UL Listed. **COLOR:** Gloss Black and Gloss White. **CORD LENGTH:** 72". **SPECIFY:** Product Number, Finish.

NOTE: Other mounting styles available upon request.



Axil X

Compatico Systems
Terms & Conditions

Surface Materials

AO2

CMW

G2/Genesis &
Benching

Frames

Hush

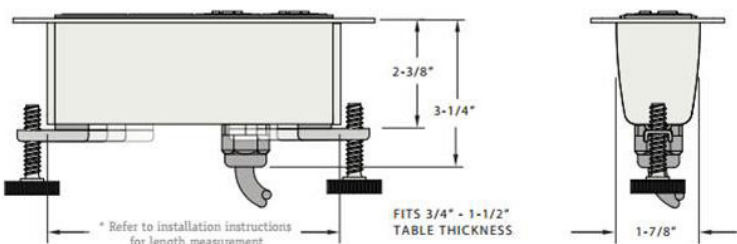
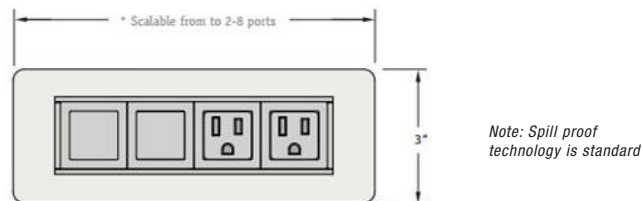
FreshFIT

Electrical

Axil Z

PRODUCT NUMBER	DESCRIPTION	COLOR	LIST PRICE
BE02520-2-2-Z-Z06-UI-72	Axil Z	Gloss Black	\$439.00
BE02520-2-2-Z-Z07-UI-72		Gloss White	339.00

DESCRIPTION: Axil Z is a flat-mount power and data desktop accessory. Each unit includes a voice data adapter kit (A/V adapter kits and voice/data jacks sold separately). (2) 15-amp power outlets, (1) USB 2-Port Charging Simplex and (1) data port. Axil Z is UL Listed. **COLOR:** Gloss Black and Gloss White. **CORD LENGTH:** 72". **SPECIFY:** Product Number, Finish. **NOTE:** Worksurface field cut required. Instructions included.



Storage

Worksurfaces

Conference &
Training Tables

Legs

Height Adjustable
Legs

Accessories

FS Desking &
Seating

References

ELECTRICAL

Compatico Systems
Terms & Conditions

MHO

Surface Materials

AO2

CMW

G2/Genesis &
Benching

Frames

Hush

FreshFIT

Electrical

Storage

Worksurfaces

Conference &
Training Tables

Legs

Height Adjustable
Legs

Accessories

FS Desking &
Seating

References



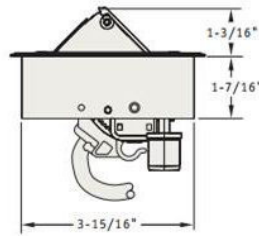
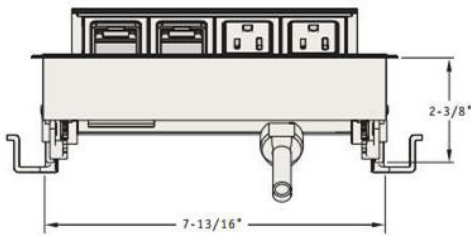
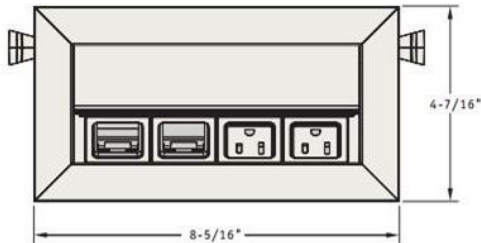
PRODUCT NUMBER	DESCRIPTION	COLOR	LIST PRICE
BE01820-M-2-2-EFA-U1-72	(2) power outlets, (1)USB 2-Port Simplex Charger and (1) Open Data Port	Clear Anodized Aluminum Finish	\$587.00
BE01820-M-2-2-EFF-U1-72	(2) power outlets, (1)USB 2-Port Simplex Charger and (1) Open Data Port	Black Anodized Aluminum Finish	728.00

DESCRIPTION: MHO is a desk cut-out surface mount power and data center. Requires desk cut-out 8" x 4".

Each unit includes:

- Fluid one touch accessibility
- Fits tops 3/4" – 1 3/4" thick
- UL listed
- 2 power ports, 1 USB charger, 1 open data port (sold separately)

COLOR: Clear Anodized Aluminum, Black Anodized Aluminum Finish. **SPECIFY:** Product Number, Finish. **NOTE:** Additional power/data/USB configurations available upon request.

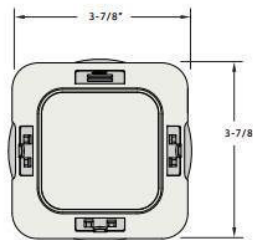
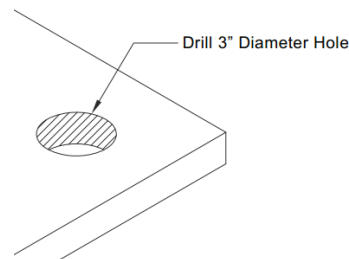


PRODUCT NUMBER	DESCRIPTION	COLOR	LIST PRICE
BE03378-GN-2-2-AV-72	2 power outlets,	Gloss White	\$297.00
BE03378-GN-2-2-C-72	2 open data ports	Gloss Black	297.00
BE03378-GN-2-2-C-M2-72	2 power outlets, 2 USB	Gloss White	515.00
BE03378-GN-2-2-Q01-M2-72	port charging simplex	Gloss Black	515.00

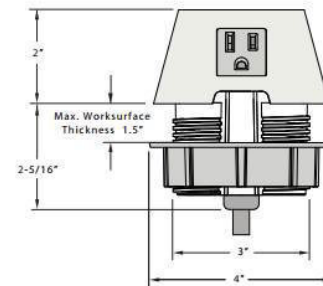
DESCRIPTION: Moire is a hole-mounted, above surface power and data center in a high gloss plastic finish. Requires desk cut-out, 3" diameter hole. Includes 72" cord. UL listed.

COLOR: Gloss White and Gloss Black. **SPECIFY:** Product Number.

NOTE: Data ports sold separately.



Hole Mount

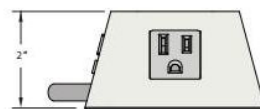
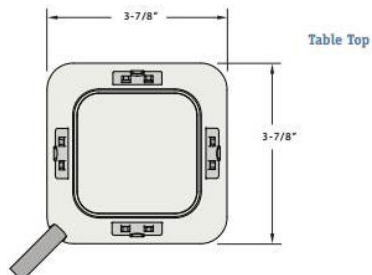


PRODUCT NUMBER	DESCRIPTION	COLOR	LIST PRICE
BE03378-TT-2-2-AV-MMT-72	2 Power Outlets and 1 USB	Gloss White	\$399.00
BE03378-TT-2-2-C-MMT-72	2-Port Simplex Charger	Gloss Black	399.00
BE03378-TT-4-0-AV-72	4 Power Outlets	Gloss White	360.00
BE03378-TT-4-0-C-72	4 Power Outlets	Gloss Black	360.00

DESCRIPTION: Moire is a table top power/data center in high gloss plastic finish.

Includes 72" cord. UL listed. **COLOR:** Gloss White or Gloss Black.

SPECIFY: Product Number. **NOTE:** Data ports sold separately.

Moire
Hole MountMoire
Table Top MountCompatico Systems
Terms & Conditions

Surface Materials

AO2

CMW

G2/Genesis &
Benching

Frames

Hush

FreshFIT

Electrical

Storage

Worksurfaces

Conference &
Training Tables

Legs

Height Adjustable
Legs

Accessories

FS Desking &
Seating

References

ELECTRICAL

Compatico Systems
Terms & Conditions

Glenbeigh Contemporary

Surface Materials

AO2

CMW

G2/Genesis &
Benching

Frames

Hush

FreshFIT

Electrical

Storage

Worksurfaces

Conference &
Training Tables

Legs

Height Adjustable
Legs

Accessories

FS Desking &
Seating

References



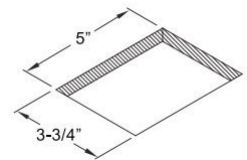
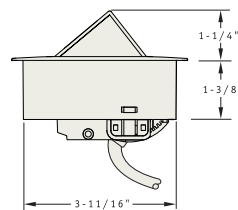
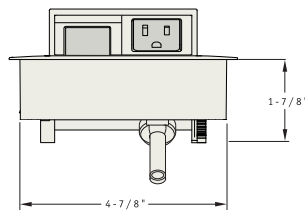
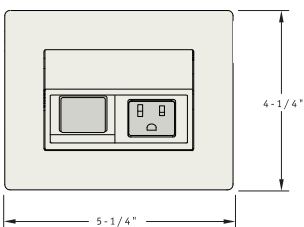
PRODUCT NUMBER	DESCRIPTION	COLOR	LIST PRICE
BE02137-C-20-DZB-72	2 power outlets	Midnight	\$309.00
BE02137-C-11-DZB-72	1 power outlet, 1 open data port		292.00
BE02137-C-11-DZB-MMT-72	1 power outlet, 1 USB, 2-port Charging Simplex		407.00
BE02137-C-20-DZC-72	2 power outlets	Silver	309.00
BE02137-C-11-DZC-72	1 power outlet, 1 open data port		292.00
BE02137-C-11-DZC-MMT-72	1 power outlet, 1 USB, 2-port Charging Simplex		407.00
BE02137-C-20-EPC-72	2 power outlets	Satin Nickel	434.00
BE02137-C-11-EPC-72	1 power outlet, 1 open data port		415.00
BE02137-C-11-EPC-MMT-72	1 power outlet, 1 USB, 2-port Charging Simplex		545.00

DESCRIPTION: Glenbeigh is an in-surface power and data center. Requires desk cut-out 5" x 3 3/4".

Includes:

- Fluid one touch accessibility
- Contemporary styling
- Die-cast zinc
- 3 finishes
- UL listed
- 72" cord

COLOR: Midnight Powercoat, Silver Powdercoat, Satin Nickel Plated. **SPECIFY:** Product Number.



Images show one (1) power, one (1) open data port.

Desk cut-out dimensions

PRODUCT NUMBER	DESCRIPTION	LIST PRICE
SNRC-315	Charging Unit	\$708.00

AirCharge™



DESCRIPTION: AirCharge is a wireless charging solution enabling users to conveniently charge devices or accessories without the need for any messy cords or cables. Compatibility with over 600 Qi smartphones, tablets, and accessories. An included steel mounting plate and screws allowing the grommet to be secured in place for an added level of safety, key for public spaces. AirCharge can be easily installed in table surfaces and fits into a standard 80 mm grommet opening. An optional Wireless Receiver Accessory is available for devices not already equipped with the Qi technology.

SPECIFY: Product Number.

PRODUCT NUMBER	DESCRIPTION	LIST PRICE
BE01445-6-72	Cat6 Jack and Network Cable 6'	\$92.00

DESCRIPTION: Siemon Cat6, RJ-45, with 6ft M/F Cord.

Standard features:

- w/8-Pin
- MX series, Keystone style
- Siemon, RJ-45 Cat6
- Pre-terminated

SPECIFY: Product Number.

PRODUCT NUMBER	DESCRIPTION	LIST PRICE
BE01445-6-120	Cat6 Jack and Network Cable 10'	\$95.00

DESCRIPTION: Siemon Cat6, RJ-45, with 10ft M/F Cord.

Standard features:

- w/8-Pin
- MX series, Keystone style
- Siemon, RJ-45 Cat6
- Pre-terminated

SPECIFY: Product Number.

PRODUCT NUMBER	DESCRIPTION	LIST PRICE
BE02493-120	VGA Connector	\$110.00

DESCRIPTION: Connect VGA enabled electronics (laptops, etc.) to remote displays via Byrne Power/Data Centers.

Standard features:

- 120" M/F Cable included to connect to display
- Device cable not included
- No adapter needed for integration
- This is a female-to-male connector cable

SPECIFY: Product Number.

PRODUCT NUMBER	DESCRIPTION	LIST PRICE
BEZEVC-HD06-45-CM/BK	HDMI Coupler	\$88.00


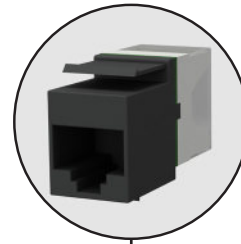
DESCRIPTION: Connect to HD (high definition) displays that accept HDMI feeds via a power/data center using this HDMI Connector and HDMI cables. Connector snaps into many Byrne Power/Data Centers and routes the connection to your HDMI via a 18" cord.

Standard features:


- HDMI Coupler
- 18" Cord
- No adapter needed for integration
- Female / Female Connection

SPECIFY: Product Number.

Cat6 Jack and Network Cable 6' or 10'



VGA Connector



HDMI Coupler



Compatico Systems
Terms & Conditions

Surface Materials

AO2

CMW

G2/Genesis &
Benching

Frames

Hush

FreshFIT

Electrical

Storage

Worksurfaces

Conference &
Training Tables

Legs

Height Adjustable
Legs

Accessories

FS Desking &
Seating

References

ELECTRICAL

Compatico Systems
Terms & Conditions

Voice Data Adapter Kit & Face Plate

Surface Materials

AO2

Voice Data
Adapter Kit

A

CMW

G2/Genesis &
Benching

Frames

Hush

FreshFIT

Electrical

Storage

Worksurfaces

Conference &
Training Tables


Legs

Height Adjustable
Legs

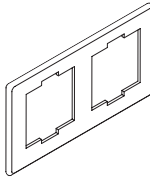
Accessories

FS Desking &
Seating

References

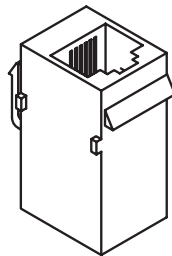
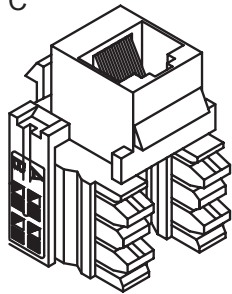


Face Plate
B



Amp Pin
Voice or Data

Amp Jack
C



Amp Coupler

PRODUCT NUMBER	DESCRIPTION	LIST PRICE
UNP000.04BK	Voice Data Adapter Kit	\$2.00
UNP000.05BK	2- Position Adapter Face Plate	2.00

DESCRIPTION: The Voice Data Adapter Kit provides ability to accept various voice/data couplers and jacks. Order each item separately. Both are required. Black textured plastic.

SPECIFY: Product Number.

NOTE: Part B fits onto panel base cover then Part A fits into Part B and Part C fits into Part B.

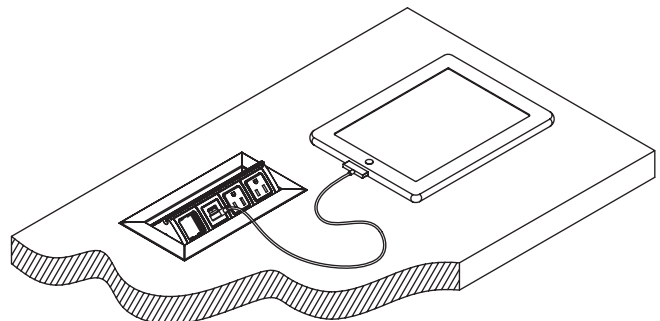
PRODUCT NUMBER	DESCRIPTION	LIST PRICE
UNP000.0100	Amp 6 Pin RJ11 Cat 3 Voice Coupler	\$12.00
UNP000.0200	Amp 8 Pin RJ45 Cat 3 Data Coupler	14.00
UNP000.0300	Amp 8 Pin RJ45 Cat 5e Data Jack	29.00

SPECIFY: Product Number. Requires Voice Data Adapter Kit.

NOTE: For additional data options (e.g. USB, HDMI) contact Compatico Customer Service.

A WIDE VARIETY OF VOICE, DATA AND POWER CONFIGURATIONS ARE AVAILABLE FROM BYRNE ELECTRICAL.

Please contact Compatico Customer Service.



POWER POLES

Compatico Systems
Terms & Conditions

Surface Materials

A02

CMW

G2/Genesis &
Benching

Frames

Hush

FreshFIT

Electrical

Storage

Worksurfaces

Conference &
Training Tables

Legs

Height Adjustable
Legs

Accessories

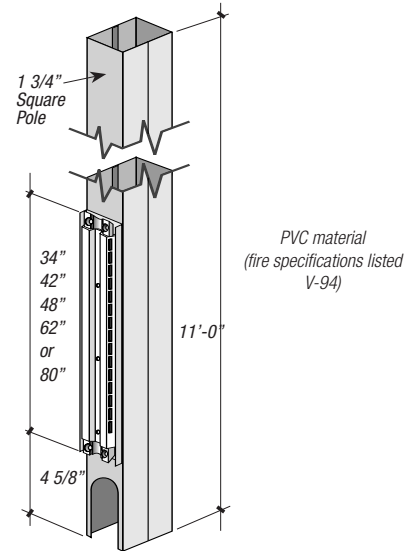
FS Desking &
Seating

References

DIMENSIONS	PRODUCT NUMBER	LIST PRICE
Size		
1.75" x 1.75" x 11'	HMA922.39	\$103.00
	HMA922.47	111.00
	HMA922.53	118.00
	HMA922.67	130.00
	HMA922.85	148.00
TOP PLATE		
6" x 6"	UNP925.00	\$37.00

DESCRIPTION: This ceiling entry pole assembly connects to the end of a panel run or at a 3- or 4-way 90° connector. It conceals voice/data communication cables from the ceiling entry point to the base of the panel. Shippable via UPS (two 3' lengths, two 8' lengths). Does not include Top Cover Plate Kit (order separately - UNP925.00). Top Cover Plate is Off-White or Satin Finish - ready to paint. Beveled edge design. **SPECIFY:** Product Number and Trim Finish. **NOTE:** Limited Finishes (BU, DT, MT, LT, HF, HT, LG, LN). **INSTALLATION NOTE:** Use caps to cover screws protruding inside cable pole after installation. **NOTE:** You may use these poles (without connector hanger frames) on CMW. Pole only number UPN922.00. (Field installation is required - pressure fit and/or double stick tape). Confirm finishes are acceptable.

A02 Ceiling Cable Pole



Note: Can be used for CMW System

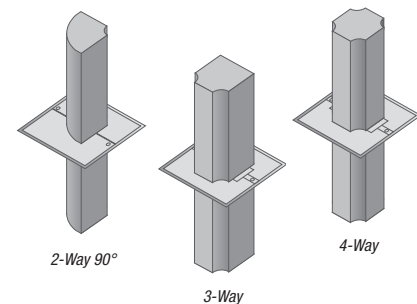
DIMENSIONS	PRODUCT NUMBER	RACEWAY	DESCRIPTION	LIST PRICE
Size				
6" x 6" x 108"	HMB130.98	With Raceway	2-Way 90° (A02)	\$371.00
	HMB137.98	With Raceway	3-Way (A02)	\$383.00
	HMA132.98	Without Raceway	4-Way (A02)	\$383.00

A02 108"H Connector Power Pole Kit

DESCRIPTION: A0 style connector power pole. Includes ceiling plates (white only), variable height filler strip, and base trim for A02.

SPECIFY: Product Number, Quantity, Finish, Block Locations: 39", 47", 53", 67", 85".

NOTE: Comes standard with three (3) filler strips. **NOTE:** Ceiling attachments of ceiling plate done with small toggle bolt during installation.



ELECTRICAL

Compatico Systems
Terms & Conditions

Surface Materials

AO2

CMW

G2/Genesis &
Benching

Frames

Hush

FreshFIT

Electrical

Storage

Worksurfaces

Conference &
Training Tables

Legs

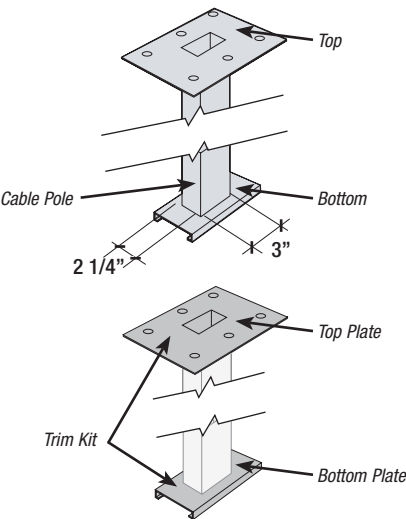
Height Adjustable
Legs

Accessories


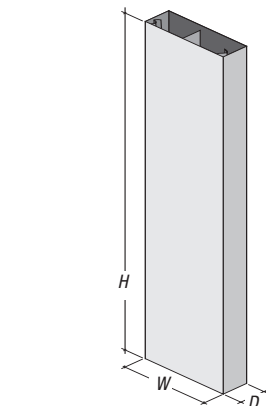
FS Desking &
Seating

References

Genesis Ceiling Cable Pole



CMW Ceiling Cable Pole



DIMENSIONS	PRODUCT NUMBER	DESCRIPTION	LIST PRICE
Height			
PLASTIC TOP CAPS			
120H	CP120	Cable Pole	\$154.00
N/A	CPTK	Cable Pole Trim Kit (Top & Bottom Plates) For Plastic Top Caps	\$64.00
N/A	CPU120	Cable Pole Trim Kit (Complete Unit) For Plastic Top Caps	\$192.00
ALUMINUM TOP CAPS			
120H	CP120	Cable Pole	\$154.00
N/A	CPTKAL	Cable Pole Trim Kit (Top & Bottom Plates) For Aluminum Top Caps	\$64.00
N/A	CPU120AL	Cable Pole Trim Kit (Complete Unit) For Aluminum Top Caps	\$192.00

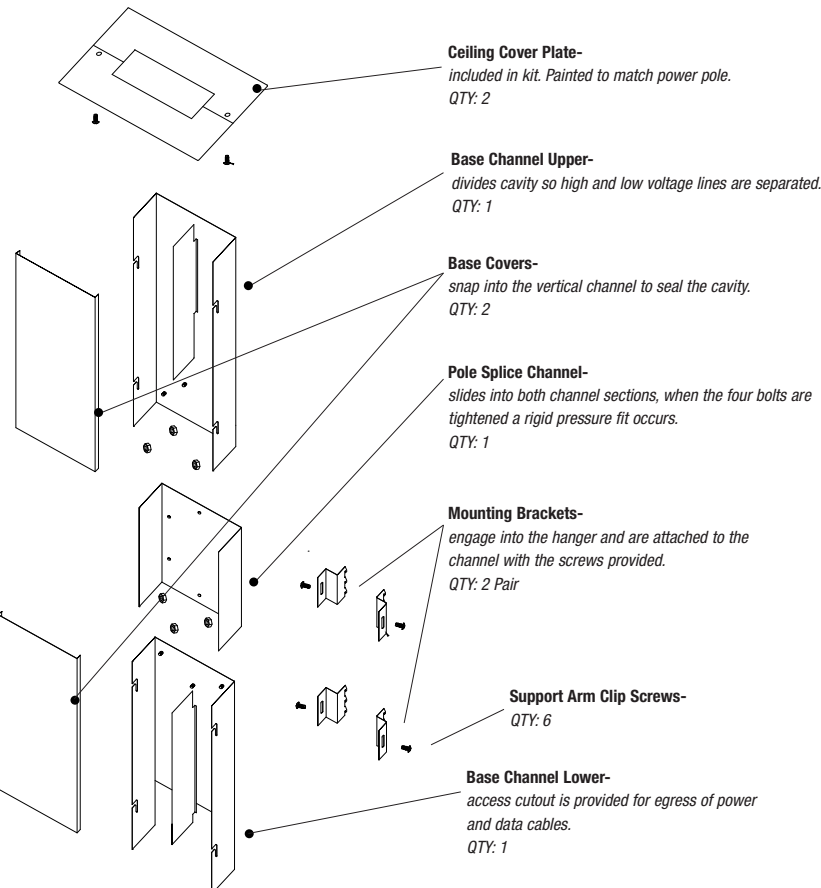
DESCRIPTION: 20 gauge, cold rolled steel. Powder coated paint finish. Contains a floor-to-top-of-panel raceway for housing electrical and telecommunications cables. Cut pole and top caps to size at installation site for lower ceilings and location along top cap. Order Power Feed separately.

SPECIFY: Product Number, Quantity, Finish. **NOTE:** Order power separately.

DIMENSIONS	PRODUCT NUMBER	LIST PRICE
Size		
4.75W x 1.75D x 132H	STU922.11	\$439.00

DESCRIPTION: Includes (2) 66" base covers, (2) 66" side covers, (2) 66" dividers, (1) splice channel, (4) mounting brackets and (2) ceiling cover plates. **Mount Kit outside panels at 3-way panel condition only.** Not for use with 41" height panels. Installation outline included with Kit.

SPECIFY: Product Number and Trim Finish. Refer to Paint Finishes. **NOTE:** This can be used on AO and Genesis systems if attached (connected) to panel or flat connector. standard CMW trim finishes only. For application over 11' contact Compatico for assistance.



WORKSURFACES

Compatico's selection of worksurfaces includes many different colors and wood grain laminates, along with a variety of edge profiles which enables you to create endless combinations that meet site designs. Worksurface shapes include rectilinear, curvilinear, peninsula, round, or racetrack, 180° or 90° spanners and countercaps that can be incorporated into your furniture system. New edge details available are Bullnose, Ripple, Wedge and Waterfall; along with the traditional T-edge and 3MM edge. Please review our laminate and edge finish selections from WilsonArt[®], Nevamar[®], Pionite[®], and Formica[®] to complete your space plan.

Worksurfaces



WORKSURFACES

Compatico Systems
Terms & Conditions

Surface Materials

AO2

CMW

G2/Genesis &
Benching

Frames

Hush

FreshFIT

Electrical

Storage

Worksurfaces

Conference &
Training Tables

Legs

Height Adjustable
Legs

Accessories

FS Desking &
Seating

References

Standard Compatico Worksurfaces are constructed from 45 lb.. density particleboard and are 1 1/8" thick, and the face of all standard work surfaces is high pressure laminate (see price book "Surface Materials" for complete laminate listing.)

SPECIFICATION EXAMPLE

Model #	+	Edge #	=	PRODUCT NUMBER
WSR108	+	.01	=	WSR108.01

1. **Support Hardware** is not included with Worksurfaces; support hardware is specified independently. Worksurface support channels are recommended on any unsupported span greater than 48". Order separately, part number UNP000.01BK (field installation required).

2. **Worksurface Selections** may be made from a variety of standard shapes, sizes and profile edges. Special or higher grade laminates may have an upcharge and longer lead-time. Please provide dimensions and drawing for special sizes.

NOTE: For exact OEM sizes "OEM sizing" must be specified on purchase order.

3. **Edge Colors** are available in many different colors to match laminates or paint finishes.

4. **Cleaning:** Use Windex or mineral spirits on laminated surfaces.

5. Miscellaneous Notes

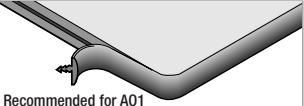
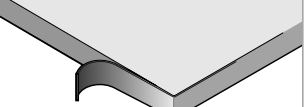
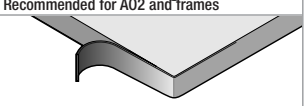
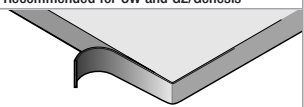
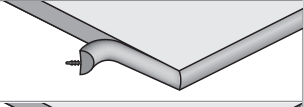
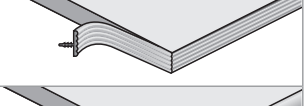
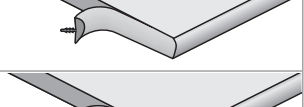
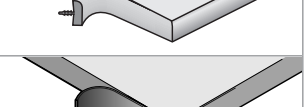




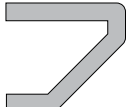


A) Grommets are standard on all corner worksurfaces. Add \$22 list for grommet in any other worksurface.

B) One scallop per worksurface 60" and larger work surfaces have two scallops.

C) Installation gap between worksurfaces and panels varies by product line (3/4" on AO and Frames, 1/4" on CMW and G2/Genesis) due to panel design.

D) Not all worksurfaces are pre-drilled for cantilevers.

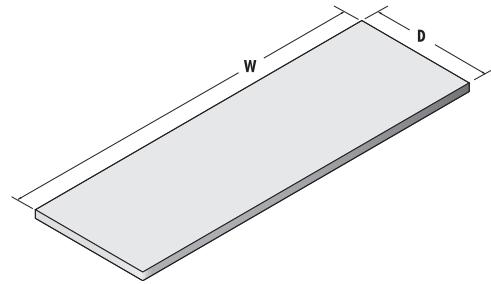
E) Corner and extended corner worksurfaces in LPL wood grain - pattern will run lengthwise.

PRODUCT NUMBER		DESCRIPTION	EDGE DETAIL IMAGE
Model #	Edge #		
X X X X X X	.01	T-Edge 1 1/16" thick matches OEM A01 specifications grommet on corner 3mm edging on all sides	 Recommended for A01
X X X X X X	.02	3MM Edge 1 1/8" thick grommet standard on corner worksurface only - must specify for grommets on other worksurfaces (upcharge per grommet will apply) 3mm edging on three (3) sides	 Recommended for AO2 and frames
X X X X X X	.03	3MM Edge 1 1/8" thick scallop standard on all (.03) worksurfaces except spanner and peninsula and counter caps units unless specified 3mm edging on three (3) sides	 Recommended for CW and G2/Genesis
X X X X X X	.04	Self Edge 1 1/8" thick laminate self-edge for worksurfaces can be specified - matching laminate will be applied to all sides [use .14 for self edge with scallops]	
X X X X X X	.05	Bullnose Edge 1 1/8" thick 1mm edging on back edge and sides (limited colors available) [use .15 for self edge with scallops]	
X X X X X X	.06	Ripple Edge 1 1/8" thick 1mm edging on back edge and sides (limited colors available) [use .16 for ripple edge with scallops]	
X X X X X X	.07	Wedge Edge 1 1/8" thick 1mm edging on back edge and sides (limited colors available) [use .17 for wedge edge with scallops]	
X X X X X X	.08	Waterfall Edge 1 1/8" thick 1mm edging on back edge and sides (limited colors available) [use .18 for waterfall edge with scallops]	
X X X X X X	.23	LPL Laminate with 3mm edging scallops on rectangular surfaces. Grommets standard on corner. 1mm edging on all back and sides	
X X X X X X	.24	LPL Laminate with 3mm edging grommets standard on corner worksurface only - must specify for grommets on other worksurfaces (upcharge may apply) 1mm edging on all back and sides	
X X X X X X	.30	Worksurfaces 1 1/8" thick with 2mm black edging - grommet on corners W/A Wild Cherry (side 1) - W/A Kensington Maple (side 2) not stocked	
X X X X X X	.35	Stocked Worksurfaces 1 1/8" thick with 2mm black edging - grommet on corners W/A Wild Cherry (side 1) - W/A Kensington Maple (side 2)	
SPECIAL WORKSURFACE			
X X X X X X	.91	Knife Edge 1/2" high 3mm PVC edge profile with 2" deep angle. MDF is bees wax and finished in black.	
X X X X X X	.98	Thermoformed-Soft Slope MDF core with 1.125 omnova surf (X) laminates. See laminate options for standard stocked colors.	
X X X X X X	.99	Thermoformed-Radius MDF core with 1.125 omnova surf (X) laminates. See laminate options for standard stocked colors.	

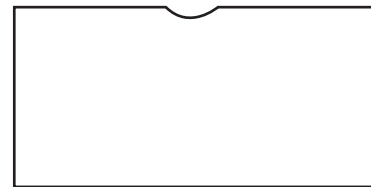
*Note: 30% up charge and minimum order of 10 units per size applies.

DIMENSIONS		PRODUCT NUMBER	GRADE 1 LIST PRICE	Value Laminate	LPL	Grommet
Depth	Width	Model #				
18D	24W	WSR002	\$165.00	-\$5	-\$10	+\$24
	30W	WSR003	177.00			
	36W	WSR004	199.00			
	42W	WSR005	220.00			
	48W	WSR006	243.00			
	54W	WSR012	303.00			
	60W	WSR007	309.00			
	66W	WSR008	342.00			
	72W	WSR009	342.00			
	78W	WSR010	440.00			
	84W	WSR011	440.00			
	90W	WSR013	440.00			
	96W	WSR014	445.00			
24D	24W	WSR100	\$155.00	-\$5	-\$10	+\$24
	30W	WSR102	158.00			
	36W	WSR104	190.00			
	42W	WSR106	206.00			
	48W	WSR108	235.00			
	54W	WSR110	294.00			
	60W	WSR112	294.00			
	66W	WSR114	325.00			
	72W	WSR116	325.00			
	78W	WSR118	434.00			
	84W	WSR120	435.00			
	90W	WSR122	435.00			
	96W	WSR124	438.00			
30D	24W	WSR101	\$158.00	-\$5	-\$10	+\$24
	30W	WSR103	199.00			
	36W	WSR105	238.00			
	42W	WSR107	257.00			
	48W	WSR109	293.00			
	54W	WSR111	368.00			
	60W	WSR113	368.00			
	66W	WSR115	406.00			
	72W	WSR117	406.00			
	78W	WSR119	542.00			
	84W	WSR121	542.00			
	90W	WSR123	544.00			
	96W	WSR125	544.00			

Rectilinear Worksurface

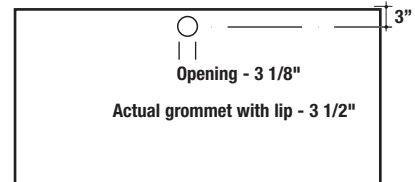


Scallop design:



- a) scallop will be centered along back side edge
- b) worksurfaces 48" and larger will have 2 scallops

If grommet (optional):



grommet hole 3.625" diameter with flange-
Part # UNP004.00BK
Black only - round
Standard is 3mm front edge

DESCRIPTION: Worksurfaces are constructed of 45 lb. density particleboard and are 1 1/8" thick except when selection .01 T-edge (1 1/16" thick). **SPECIFY:** Model Number and Edge Number. Refer to laminate and edge selections. Order Worksurface support hardware separately. **NOTE:** Worksurfaces with unsupported span greater than 48" should be specified with support channel. Order separately (UNP000.01BK) field install required. List Price \$20.00 and/or UNP050.00BK factory installed, List Price \$22.00.

Compatico Systems
Terms & Conditions

Surface Materials

AO2

CMW

G2/Genesis &
Benching

Frames

Hush

FreshFIT

Electrical

Storage

Worksurfaces

Conference &
Training Tables

Legs

Height Adjustable
Legs

Accessories

FS Desking &
Seating

References

WORKSURFACES

Compatico Systems
Terms & Conditions

Surface Materials

AO2

CMW

G2/Genesis &
Benching

Frames

Hush

FreshFIT

Electrical

Storage

Worksurfaces

Conference &
Training Tables

Legs

Height Adjustable
Legs

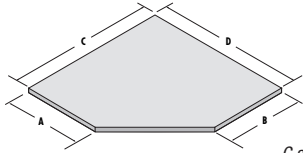
Accessories

FS Desking &
Seating

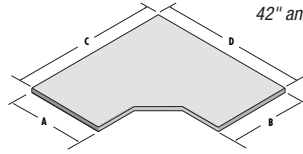
References

Corner Worksurface

C and D Dimension -
36" wide version

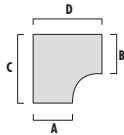
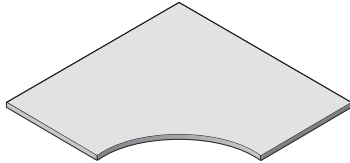


C and D Dimensions -
42" and 48" wide version



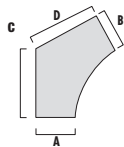
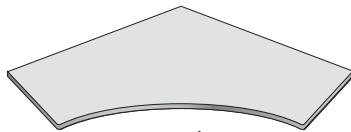
grommet standard in back
corner (on either design above)

Corner Worksurface Curved



grommet standard in back corner

Corner Worksurface Curved 120°



grommet standard in back corner

DIMENSIONS		PRODUCT NUMBER	GRADE 1 LIST PRICE	Value Laminate	LPL	Grommet (if additional requested)
A & B	C & D	Model #				
24D	36W	WSC200	\$270.00			
	42W	WSC202	438.00	-\$5	-\$10	+\$24
	48W	WSC204	439.00			
30D	36W	WSC201	\$272.00			
	42W	WSC203	440.00	-\$5	-\$10	+\$24
	48W	WSC205	442.00			

DESCRIPTION: Worksurfaces are constructed of 45 lb. density particleboard and are 1 1/8" thick except when selection .01 T-edge (1 1/16" thick). **SPECIFY:** Model Number and Edge Number. Refer to laminate and edge selections. Order Worksurface support hardware separately. **NOTE:** Not designed for freestanding application. Worksurface supports must be ordered separately. Grain does not run diagonally for LPL. WSC 202-205 may be designed to function as a corner shelf unit. Contact Compatico Project Management for additional details. **OPTION:** Specify Side Supports (SS) or Cantilever Supports (CS/DCS). HPL Laminate in wood grains are laid up diagonally. LPL Laminates in straight (non-diagonal) pattern.

DIMENSIONS		PRODUCT NUMBER	GRADE 1 LIST PRICE	Value Laminate	LPL	Grommet (if additional requested)
A & B	C & D	Model #				
24	36	WSC210	\$277.00			
	42	WSC212	438.00	-\$5	-\$10	+\$24
	48	WSC214	439.00			
30	36	WSC211	\$440.00			
	42	WSC213	442.00	-\$5	-\$10	+\$24
	48	WSC215	445.00			

DESCRIPTION: Worksurfaces are constructed of 45 lb. density particleboard and are 1 1/8" thick except when selection .01 T-edge (1 1/16" thick). **SPECIFY:** Model Number and Edge Number. Refer to laminate and edge selections. Order Worksurface support hardware separately. **OPTION:** Specify Side Supports (SS) or Cantilever Supports (CS/DCS). **NOTE:** Not designed for freestanding application. Grain does not run diagonally. HPL Laminate in wood grains are laid up diagonally. LPL Laminates in straight (non-diagonal) pattern.

DIMENSIONS		PRODUCT NUMBER	GRADE 1 LIST PRICE	Value Laminate	LPL	Grommet
A & B	C & D	Model #				
FOR USE ON AO FURNITURE SYSTEM						
24	36 5/8	WSC220	\$707.00			
	42 5/8	WSC222	999.00	-\$5	-\$10	+\$24
	48 5/8	WSC224	999.00			
FOR USE ON CMW FURNITURE SYSTEM						
24	36	CSC220	\$677.00			
	42	CSC222	955.00	-\$5	-\$10	+\$24
	48	CSC224	955.00			
FOR USE ON GENESIS/G2 FURNITURE SYSTEM						
24	35 5/8	GSC220	\$677.00			
	41 5/8	GSC222	955.00	-\$5	-\$10	+\$24
	47 5/8	GSC224	955.00			
30	36	WSC221	\$707.00			
	42	WSC223	999.00	-\$5	-\$10	+\$24
	48	WSC225	1,125.00			

DESCRIPTION: Worksurfaces are constructed of 45 lb. density particleboard and are 1 1/8" thick except when selection .01 T-edge (1 1/16" thick). **SPECIFY:** Model Number and Edge Number. Refer to laminate and edge selections. Order Worksurface support hardware separately. **OPTION:** Specify Side Supports (SS) or Cantilever Supports (CS/DCS). **NOTE:** Not designed for freestanding application. Grain does not run diagonally.

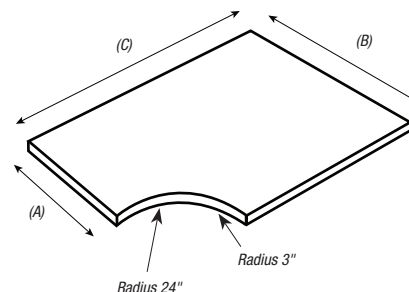
	DIMENSIONS			PRODUCT NUMBER	GRADE 1 LIST PRICE	Value Laminate	LPL	Grommet
	A	B	C					
Right	24	30	36	WSCP36RH	\$221.00	-\$5	-\$10	+\$24
			42	WSCP42RH	294.00			
			48	WSCP48RH	294.00			
			60	WSCP60RH	368.00			
			66	WSCP66RH	442.00			
			72	WSCP72RH	442.00			
			84	WSCP84RH	588.00			
Left	24	30	96	WSCP96RH	588.00	-\$5	-\$10	+\$24
			36	WSCP36LH	\$221.00			
			42	WSCP42LH	294.00			
			48	WSCP48LH	294.00			
			60	WSCP60LH	368.00			
			66	WSCP66LH	442.00			
			72	WSCP72LH	442.00			
			84	WSCP84LH	588.00			
			96	WSCP96LH	588.00			

DESCRIPTION: Worksurfaces are constructed of 45 lb. density particleboard and are 1 1/8" thick.
When used with corner worksurface WSC210, WSC212, WSC214, it creates a corner width for user of 48" (semi-circle arc). Hardware and grommets sold separately.

DIMENSIONS				PRODUCT NUMBER	GRADE 1 LIST PRICE	Value Laminate	LPL	Grommet
A	B	C	D	Model #				
24	24	36	60	WSE301	\$600.00	-\$5	-\$10	+\$24
30	24			WSE302	600.00			
24	30			WSE303	600.00			
30	30			WSE304	600.00			
24	24	42	60	WSE305	\$600.00	-\$5	-\$10	+\$24
30	24			WSE306	600.00			
24	30			WSE307	600.00			
30	30			WSE308	600.00			
24	24	48	60	WSE309	\$664.00	-\$5	-\$10	+\$24
30	24			WSE310	664.00			
24	30			WSE311	664.00			
30	30			WSE312	664.00			
24	24	36	72	WSE325	\$710.00	-\$5	-\$10	+\$24
30	24			WSE326	710.00			
24	30			WSE327	710.00			
30	30			WSE328	710.00			
24	24	42	72	WSE329	\$710.00	-\$5	-\$10	+\$24
30	24			WSE330	710.00			
24	30			WSE331	710.00			
30	30			WSE332	710.00			
24	24	48	72	WSE333	\$719.00	-\$5	-\$10	+\$24
30	24			WSE334	719.00			
24	30			WSE335	719.00			
30	30			WSE336	719.00			

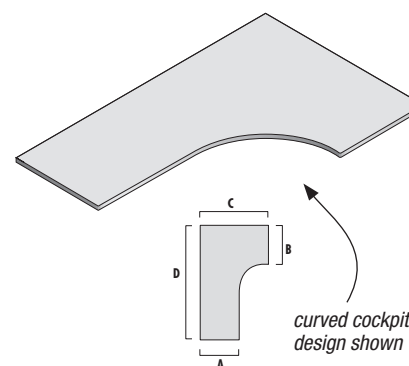
DESCRIPTION: Worksurfaces are constructed of 45 lb. density particleboard and are 1 1/8" thick except when selection .01 T-edge (1 1/16" thick). **SPECIFY:** Model Number and Edge Number. Refer to laminate and edge selections. Order worksurface support hardware separately. **OPTION:** Specify Side Supports (SS) or Cantilever Supports (CS/DCS). **NOTE:** Grain does not run diagonally.

Cockpit Worksurface
right hand shown



woodgrain in the "C" direction

Extended, Corner Worksurface
Left-Hand



NOTE: If straight angle cockpit design, please consult Compatico Project Management.

NOTE: HPL Laminates are laid up straight with "D" measurement.

NOTE: Confirm grommet or scallop location with Compatico Project Management. For (.03) Edges scallops are standard on "C" side.

Compatico Systems
Terms & Conditions

Surface Materials

AO2

CMW

G2/Genesis &
Benching

Frames

Hush

FreshFIT

Electrical

Storage

Worksurfaces

Conference &
Training Tables

Legs

Height Adjustable
Legs

Accessories

FS Desking &
Seating

References

WORKSURFACES

Compatico Systems
Terms & Conditions

Extended, Corner Worksurface
Right-Hand

Surface Materials

AO2

CMW

G2/Genesis &
Benching

Frames

Hush

FreshFIT

Electrical

Storage

Worksurfaces

Conference &
Training Tables

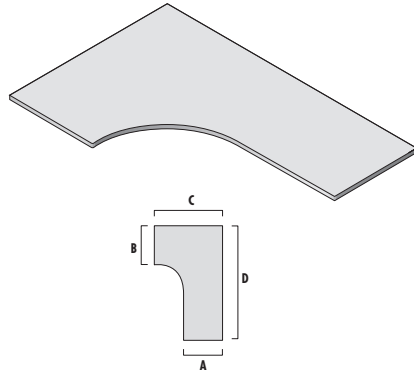
Legs

Height Adjustable
Legs

Accessories

FS Desking &
Seating

References

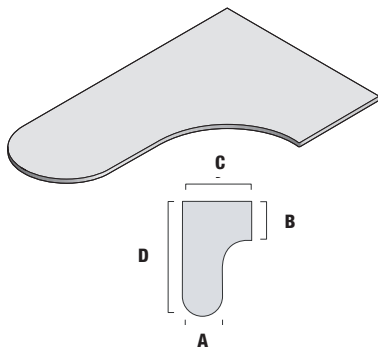


NOTE: If straight angle cockpit design, please consult Compatico Project Management.

NOTE: HPL Laminates are laid up straight with "D" measurement.

NOTE: Confirm grommet or scallop location with Compatico Project Management. For (.03) Edges scallops are standard on "C" dimension.

Extended, Peninsula Worksurface
Left-Hand



NOTE: HPL Laminates are laid up straight with "D" measurement.

NOTE: Confirm grommet or scallop location with Compatico Project Management. For (.03) Edges scallops are standard on "C" dimension.

DIMENSIONS				PRODUCT NUMBER	GRADE 1 LIST PRICE	Value Laminate	LPL	Grommet
A	B	C	D	Model #				
24	24	36	60	WSE337	\$600.00	-\$5	-\$10	+\$24
30	24			WSE338	600.00			
24	30			WSE339	600.00			
30	30			WSE340	600.00			
24	24	42	60	WSE341	\$600.00	-\$5	-\$10	+\$24
30	24			WSE342	600.00			
24	30			WSE343	600.00			
30	30			WSE344	600.00			
24	24	48	60	WSE345	\$664.00	-\$5	-\$10	+\$24
30	24			WSE346	664.00			
24	30			WSE347	664.00			
30	30			WSE348	664.00			
24	24	36	72	WSE361	\$710.00	-\$5	-\$10	+\$24
30	24			WSE362	710.00			
24	30			WSE363	710.00			
30	30			WSE364	710.00			
24	24	42	72	WSE365	\$710.00	-\$5	-\$10	+\$24
30	24			WSE366	710.00			
24	30			WSE367	710.00			
30	30			WSE368	710.00			
24	24	48	72	WSE369	\$719.00	-\$5	-\$10	+\$24
30	24			WSE370	719.00			
24	30			WSE371	719.00			
30	30			WSE372	719.00			

DESCRIPTION: Worksurfaces are constructed of 45 lb. density particleboard and are 1 1/8" thick except when selection .01 T-edge (1 1/16" thick). **SPECIFY:** Model Number and Edge Number. Refer to laminate and edge selections. Order worksurface support hardware separately. **OPTION:** Specify Side Supports (SS) or Cantilever Supports (CS/DCS). **NOTE:** Grain does not run diagonally.

DIMENSIONS				PRODUCT NUMBER	GRADE 1 LIST PRICE	Value Laminate	LPL	Grommet
A	B	C	D	Model #				
24	24	48	60	WSE373	\$746.00	-\$5	-\$10	+\$24
30	30			WSE374	746.00			
24	30			WSE473	746.00			
30	24			WSE474	746.00			
24	24	48	66	WSE375	\$746.00	-\$5	-\$10	+\$24
30	30			WSE376	746.00			
24	30			WSE475	746.00			
30	24			WSE476	746.00			
24	24	48	72	WSE377	\$746.00	-\$5	-\$10	+\$24
30	30			WSE378	746.00			
24	30			WSE477	746.00			
30	24			WSE478	746.00			
24	24	48	84	WSE37784	\$746.00	-\$5	-\$10	+\$24
24	30			WSE37884	746.00			
30	24			WSE47784	746.00			
24	30			WSE47884	746.00			

DESCRIPTION: Worksurfaces are constructed of 45 lb. density particleboard and are 1 1/8" thick except when selection .01 T-edge (1 1/16" thick). **SPECIFY:** Model Number and Edge Number. Refer to laminate and edge selections. Order Worksurface support hardware separately. **OPTION:** Specify Side Supports (SS) or Cantilever Supports (CS/DCS).

DIMENSIONS				PRODUCT NUMBER	GRADE 1 LIST PRICE	Value Laminate	LPL	Grommet
A	B	C	D	Model #				
24	24	48	60	WSE379	\$746.00			
30	30	48	60	WSE380	746.00			
30	24	48	60	WSE479	746.00	-\$5	-\$10	+\$24
24	30	48	60	WSE480	746.00			
24	24	48	66	WSE381	\$746.00			
30	30	48	66	WSE382	746.00			
30	24	48	66	WSE481	746.00	-\$5	-\$10	+\$24
24	30	48	66	WSE482	746.00			
24	24	48	72	WSE383	\$746.00			
30	30	48	72	WSE384	746.00			
30	24	48	72	WSE483	746.00	-\$5	-\$10	+\$24
24	30	48	72	WSE484	746.00			
24	24	48	84	WSE38384	\$746.00			
24	30	48	84	WSE38484	746.00			
30	24	48	84	WSE48384	746.00	-\$5	-\$10	+\$24
24	30	48	84	WSE48484	746.00			

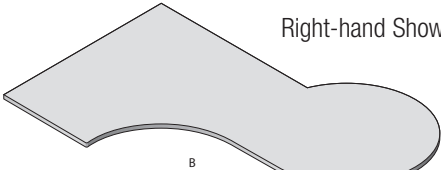
DESCRIPTION: Worksurfaces are constructed of 45 lb. density particleboard and are 1 1/8" thick except when selection .01 T-edge (1 1/16" thick). **SPECIFY:** Model Number and Edge Number. Refer to laminate and edge selections. Order worksurface support hardware separately.

NOTE: Specify Side Supports (SS) or Cantilever Supports (CS/DCS).

DIMENSIONS		PRODUCT NUMBER	GRADE 1 LIST PRICE	Value Laminate	LPL
A	B	Model #			
24	48	WSP400	\$297.00	-\$5	-\$10
30		WSP401	304.00		
24	60	WSP402	\$318.00	-\$5	-\$10
30		WSP403	384.00		
24	66	WSP404	\$347.00	-\$5	-\$10
30		WSP405	424.00		
24	72	WSP406	\$372.00	-\$5	-\$10
30		WSP407	451.00		
36		WSP408	533.00		

DESCRIPTION: Primarily used perpendicular to a panel or another Worksurface. No provision for wire management, however, grommets may be ordered - add for center grommet (see above). Worksurfaces are constructed of 45 lb. density particleboard and are 1 1/8" thick except when selection .01 T-edge (1 1/16" thick). **SPECIFY:** Model Number and Edge Number. Refer to laminate and edge selections. Order Worksurface support hardware separately.

DIMENSIONS				RIGHT PRODUCT NUMBER	LEFT PRODUCT NUMBER	LIST PRICE
A	B	C	D	Model #		
24	48	72	54	UNP426.02	UNP425.02	\$949.00
24	48	78	54	UNP428.02	UNP427.02	1209.00
30	48	72	60	UNP422.02	UNP420.02	952.00
30	48	78	60	UNP423.02	UNP421.02	1211.00

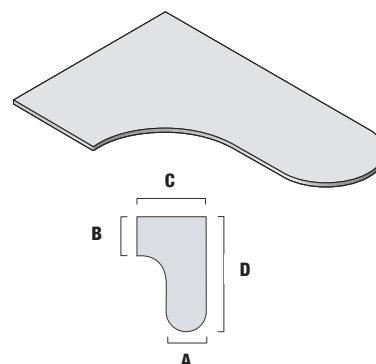


Right-hand Show

ALSO AVAILABLE: Tear Drop Design - Call Compatico Project Management for details.

NOTE: Confirm grommet or scallop location with Compatico Project Management. For (.03) Edges scallops are standard on "C" dimension.

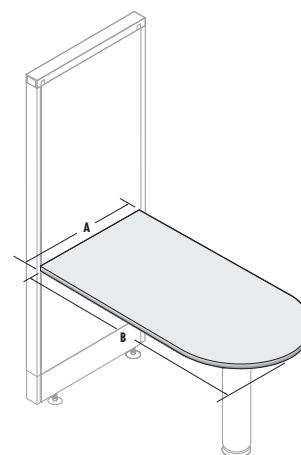
Extended, Peninsula Worksurface
Right-Hand



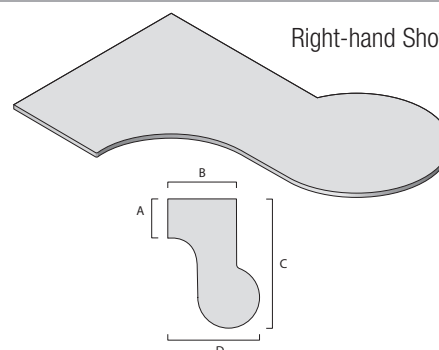
NOTE: HPL Laminates are laid up straight with "D" measurement.

NOTE: Confirm grommet or scallop location with Compatico Project Management. For (.03) Edges scallops are standard on "C" dimension.

Peninsula Worksurface



Right-hand Shown



Compatico Systems
Terms & Conditions

Surface Materials

AO2

CMW

G2/Genesis &
Benching

Frames

Hush

FreshFIT

Electrical

Storage

Worksurfaces

Conference &
Training Tables

Legs

Height Adjustable
Legs

Accessories

FS Desking &
Seating

References

WORKSURFACES

Compatico Systems
Terms & Conditions

Surface Materials

A02

CMW

G2/Genesis &
Benching

Frames

Hush

FreshFIT

Electrical

Storage

Worksurfaces

Conference &
Training Tables

Legs

Height Adjustable
Legs

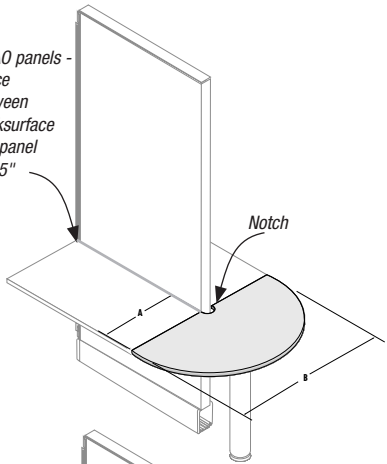
Accessories

FS Desking &
Seating

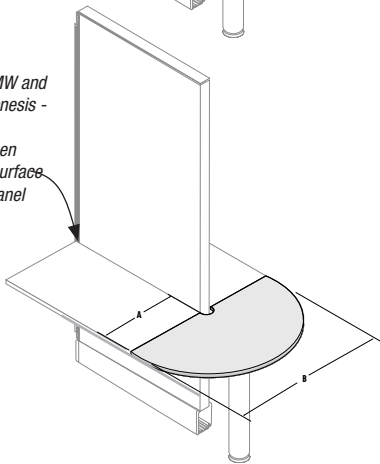
References

180° Spanner Worksurface

for A0 panels -
space
between
worksurface
and panel
is .75"



for CMW and
G2/Genesis -
space
between
worksurface
and panel
is .0"



SYSTEM	DIMENSIONS		PRODUCT NUMBER	GRADE 1 LIST PRICE	Value Laminate	LPL
	A	B (Nom)	Model #			
A02	24	51.375	WSP440	\$396.00	-\$5	-\$10
	30	63.375	WSP441	\$421.00	-\$5	-\$10
CMW	24	50	WSP442	\$396.00	-\$5	-\$10
	30	62	WSP443	\$421.00	-\$5	-\$10
G2/Genesis	24	51.25	WSP444	\$406.00	-\$5	-\$10
	30	63.25	WSP445	\$421.00	-\$5	-\$10

DESCRIPTION: Worksurfaces are constructed of 45 lb. density particleboard and are 1 1/8" thick.

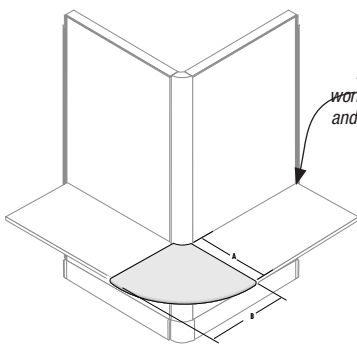
SPECIFY: Model Number and Edge Number. Order Worksurface support hardware separately.

NOTE: Provides for common worksurface adjacent to two (2) work areas. It is sized to adjoin the two Worksurfaces with each worksurface spaced approximately .75" from back side of worksurface to A0 panel. Cutout in back is to straddle finished end of panel.

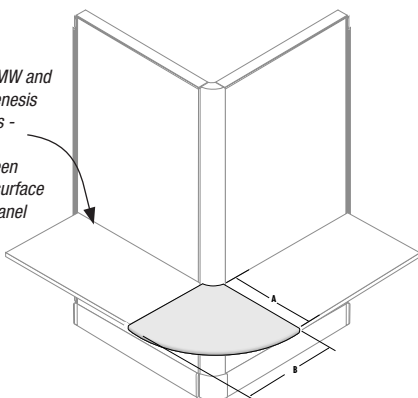
NOTE: Notch sizes: 1. A0 - 3.375"
2. CMW - 2.0"
3. Genesis - 3.25"

90° Spanner Worksurface

For A02
panels -
space
between
worksurface
and panel
is .075"



For CMW and
G2/Genesis
panels -
space
between
worksurface
and panel
is .0"

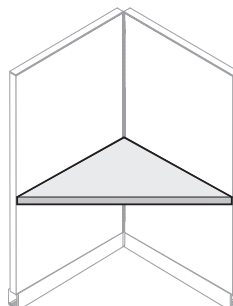


SYSTEM	DIMENSIONS		PRODUCT NUMBER	GRADE 1 LIST PRICE	Value Laminate	LPL
	A	B (Nom.)	Model #			
A02	24"	26.375"	WSP430	\$234.00	-\$5	-\$10
	30"	32.375"	WSP431	\$269.00	-\$5	-\$10
CMW	24"	26.375"	WSP432	\$234.00	-\$5	-\$10
	30"	32.375"	WSP433	\$269.00	-\$5	-\$10
G2/Genesis	24"	26.375"	WSP434	\$234.00	-\$5	-\$10
	30"	32.375"	WSP435	\$269.00	-\$5	-\$10

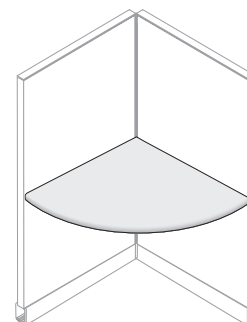
DESCRIPTION: Worksurfaces are constructed of 45 lb. density particleboard and are 1 1/8" thick except when selection .01 T-edge (1 1/16" thick).

SPECIFY: Model Number and Edge Number. Refer to laminate and edge selections. Order worksurface support hardware separately. **NOTE:** Provides for common worksurface adjacent to two (2) work areas. It is sized to adjoin the two worksurfaces.

NOTE: Inside color spanners are available. Contact Compatico Project Management for Part Numbers, Dimensions and Pricing by specific Product Line.

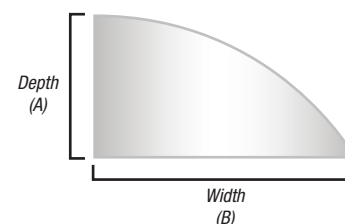


Inside Corner Spanner



Arc Worksurface

	DIMENSIONS		PRODUCT NUMBER	GRADE 1 LIST PRICE	Value Laminate	LPL	GROMMET
	A	B	Model #				
Left	24	36	WSA101	\$215.00	-\$5	-\$10	+\$24
	24	42	WSA102	286.00			
	24	48	WSA103	286.00			
	24	60	WSA104	358.00			
	30	36	WSA105	268.00			
	30	42	WSA106	358.00			
	30	48	WSA107	358.00			
	30	60	WSA108	447.00			
Right	24	36	WSA111	\$215.00	-\$5	-\$10	+\$24
	24	42	WSA112	278.00			
	24	48	WSA113	278.00			
	24	60	WSA114	358.00			
	30	36	WSA115	268.00			
	30	42	WSA116	358.00			
	30	48	WSA117	358.00			
	30	60	WSA118	447.00			



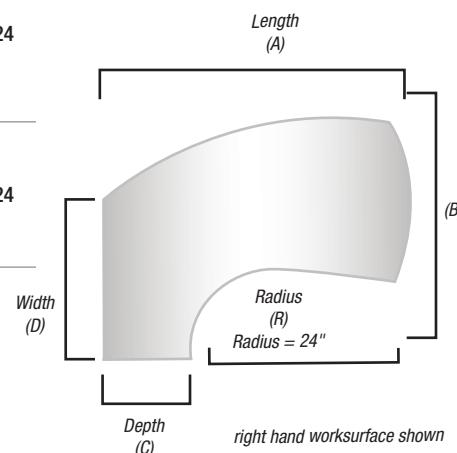
no scallop or grommet unless requested

right hand worksurface shown

DESCRIPTION: An Arc Worksurface for clear access and conferencing. Worksurfaces are constructed of 45 lb. density particle board and are 1 1/8" thick. **SPECIFY:** Model Number and Edge Number. Refer to laminate and edge selections. Order Worksurface support hardware separately (panel support, leg support). Scallop or grommets not included unless requested. Wood grain runs straight along "B" dimension.

	DIMENSIONS				PRODUCT NUMBER	GRADE 1 LIST PRICE	Value Laminate	LPL	GROMMET
	A	B	C	D	Model #				
Right	72	60	24	42	WSA121	\$1,026.00	-\$5	-\$10	+\$24
	72	60	24	48	WSA122	1,026.00			
	84	60	24	42	WSA123	1,545.00			
	84	60	24	48	WSA124	1,545.00			
Left	72	60	24	42	WSA131	1,026.00	-\$5	-\$10	+\$24
	72	60	24	48	WSA132	1,026.00			
	84	60	24	42	WSA133	1,545.00			
	84	60	24	48	WSA134	1,545.00			

Curvilinear Worksurface



right hand worksurface shown

DESCRIPTION: A swish Worksurface for managerial spaces that allows for conferences. Worksurfaces are constructed of 45 lb. density particle board and are 1 1/8" thick. **SPECIFY:** Model Number and Edge Number. Refer to laminates and edge selections. Order worksurface support hardware separately (panel support, leg support and worksurface stabilizer bar). Scallop centered along "D" dimension. Wood grain runs straight with "A" dimension.

Compatico Systems
Terms & Conditions

Surface Materials

AO2

CMW

G2/Genesis &
Benching

Frames

Hush

FreshFIT

Electrical

Storage

Worksurfaces

Conference &
Training Tables

Legs

Height Adjustable
Legs

Accessories

FS Desking &
Seating

References

WORKSURFACES

Compatico Systems
Terms & Conditions

Surface Materials

AO2

CMW

G2/Genesis &
Benching

Frames

Hush

FreshFIT

Electrical

Storage

Worksurfaces

Conference &
Training Tables

Legs

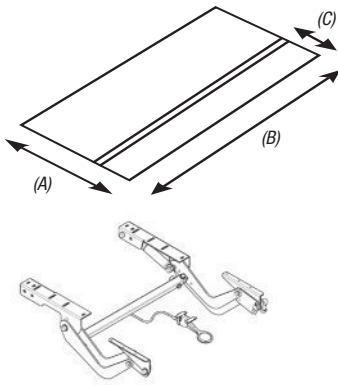
Height Adjustable
Legs

Accessories

FS Desking &
Seating

References

Split Rectilinear Worksurface



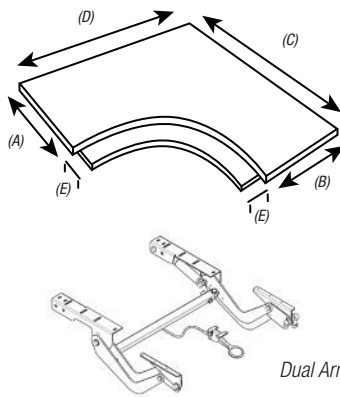
Dual Arm (not included)

DIMENSIONS			PRODUCT NUMBER	GRADE 1 LIST PRICE	Value Laminate	LPL	GROMMET
A	B	C	Model #				
30	24	12	WSS150	\$193.00			
30	30	12	WSS151	193.00			
30	36	12	WSS152	234.00			
30	42	12	WSS153	246.00			
30	48	12	WSS154	280.00			
30	60	12	WSS155	335.00			

DESCRIPTION: Split Worksurfaces are constructed of 45 lb. density particle board and are 1 1/8" thick. **SPECIFY:** Model Number and Edge Number. Refer to laminate and edge selections. Order Worksurface Hardware separately. Scallop standard on rectilinear and grommet standard on corners (back corner). Grain pattern runs along "B" dimension on rectilinear and along "D" dimension on corner worksurface.

NOTE: Use dual arm mechanism (sold separately - see accessories section).

Split Corner Worksurface

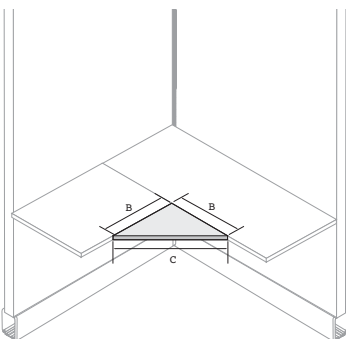


Dual Arm (not included)

DIMENSIONS					PRODUCT NUMBER	GRADE 1 LIST PRICE	Value Laminate	LPL	GROMMET
A	B	C	D	E	Model #				
24	24	42	42	12	WSC100	\$548.00			
30	30	42	42	12	WSC101	548.00			
24	24	48	48	12	WSC102	548.00			
30	30	48	48	12	WSC103	548.00			

DESCRIPTION: Split Worksurfaces are constructed of 45 lb. density particle board and are 1 1/8" thick. **SPECIFY:** Model Number and Edge Number. Refer to laminate and edge selections. Order Worksurface Hardware separately. Scallop standard on rectilinear and grommet standard on corners (back corner). Grain pattern runs along "B" dimension on rectilinear and along "D" dimension on corner worksurface. **NOTE:** Use dual arm mechanism (sold separately - see accessories section).

Corner Wedge Worksurface with 3MM Edge




DIMENSIONS		PRODUCT NUMBER	GRADE 1 LIST PRICE	Value Laminate	LPL
B	C				
12.728"	18"	WSC300.02	\$132.00	-\$5	-\$10

DESCRIPTION: Provides simple solution for "corner" worksurface at 90°.

Wedge is attached to adjacent surfaces using wood screws and four universal plates (sold separately). **SPECIFY:** Model Number and Edge Number. Refer to laminate and edge selections. Order Worksurface support hardware separately. **NOTE:** Available in 3MM Edge only. Grain does not run diagonally.

DESCRIPTION: Compatico's strength in effective customer first service drives us to create worksurfaces as per customer requests. Submit to Compatico for formal drawing, part number, list price and lead time. **SPECIFY:** Grommet or Scallops as needed. Refer to laminate and edge selections, or select any desired material to meet your space plan. Hardware sold separately.

Design Your Own Worksurface



Compatico Systems
Terms & Conditions

Surface Materials

AO2

CMW

G2/Genesis &
Benching

Frames

Hush

FreshFIT

Electrical

Storage

Worksurfaces

Conference &
Training Tables

Legs

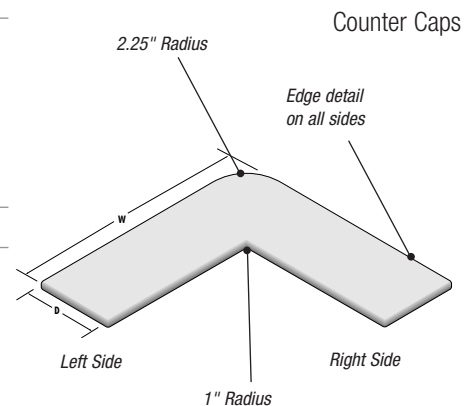
Height Adjustable
Legs

Accessories

FS Desking &
Seating

References

DIMENSIONS			PRODUCT NUMBER	GRADE 1 LIST PRICE	Value Laminate	LPL
Depth	For Use With These Panel Combinations	Counter Cap Dimensions	Model #			
AO/CMW						
14D	24X24W	31.4X31.4"	WCC620	\$233.00		
	30X30W	37.4X37.4"	WCC621	524.00		
	36X36W	43.4X43.4"	WCC622	524.00	-\$5	-\$10
	42X42W	49.4X49.4"	WCC623	657.00		
	48X48W	55.4X55.4"	WCC624	657.00		
G2/GENESIS						
14D	24X24W	32.5X32.5"	WCC650	\$226.00		
	30X30W	38.5X38.5"	WCC651	500.00		
	36X36W	44.5X44.5"	WCC652	500.00	-\$5	-\$10
	42X42W	50.5X50.5"	WCC653	823.00		
	48X48W	56.5X56.5"	WCC654	823.00		



DESCRIPTION: Worksurfaces are constructed of 45 lb. density particleboard and are 1 1/8" thick except when selection .01 T-edge (1 1/16" thick). **SPECIFY:** Model Number and Edge Number. Refer to laminate and edge selections. Order worksurface support hardware separately. **NOTE:** Use on top of low panels (42"H or 48"H) as transaction counters. Mount to panel tops using counter cap support brackets.

WORKSURFACES

Compatico Systems
Terms & Conditions

Surface Materials

AO2

CMW

G2/Genesis &
Benching

Frames

Hush

FreshFIT

Electrical

Storage

Worksurfaces

Conference &
Training Tables

Legs

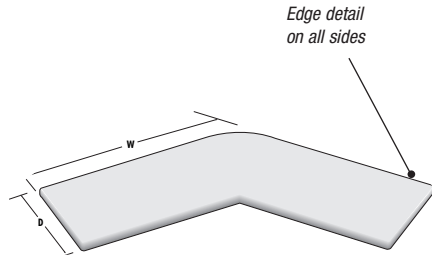
Height Adjustable
Legs

Accessories

FS Desking &
Seating

References

Counter Caps 120° Radius Corner

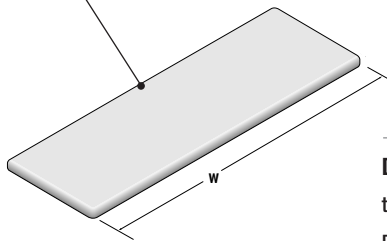


	DIMENSIONS		PRODUCT NUMBER	GRADE 1 LIST PRICE	Value Laminate	LPL
Depth	For Use With These Panel Combinations	Counter Cap Dimensions	Model #			
AO/CMW						
14D	24X24L	25 5/8 X 25 5/8"	WCC630	\$324.00	-\$5	-\$10
	30X30L	31 5/8 X 31 5/8"	WCC631	422.00		
	36X36L	37 5/8 X 37 5/8"	WCC632	486.00		
	42X42L	43 5/8 X 43 5/8"	WCC633	779.00		
	48X48L	49 5/8 X 49 5/8"	WCC634	779.00		
G2/GENESIS						
14D	24X24L	26 3/8 X 26 3/8"	WCC660	\$310.00	-\$5	-\$10
	30X30L	32 3/8 X 32 3/8"	WCC661	402.00		
	36X36L	38 3/8 X 38 3/8"	WCC662	465.00		
	42X42L	44 3/8 X 44 3/8"	WCC663	745.00		
	48X48L	50 3/8 X 50 3/8"	WCC664	745.00		

DESCRIPTION: Worksurfaces are constructed of 45 lb. density particleboard and are 1 1/8" thick except when selection .01 T-edge (1 1/16" thick). **SPECIFY:** Model Number and Edge Number. Refer to laminate and edge selections. Order Worksurface support hardware separately. **NOTE:** Use on top of low panels (42"H or 48"H) as transaction counters. Mount to panel tops using counter cap support brackets.

Counter Caps Straight

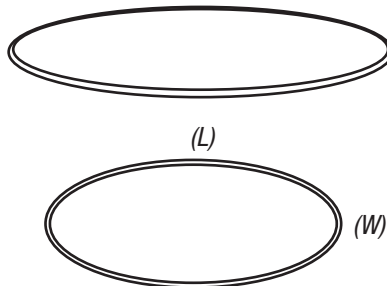
Edge detail
on all sides



DIMENSIONS		PRODUCT NUMBER		GRADE 1 LIST PRICE	Value Laminate	LPL
Depth	Width	Model #	Edge #			
14D	24W	WCC600	. _ _	\$115.00	-\$5	-\$10
	30W	WCC601	. _ _	126.00		
	36W	WCC602	. _ _	152.00		
	42W	WCC603	. _ _	174.00		
	48W	WCC604	. _ _	188.00		
	54W	WCC605	. _ _	220.00		
	60W	WCC606	. _ _	220.00		
	66W	WCC607	. _ _	260.00		
	72W	WCC608	. _ _	260.00		
	84W	WCC609	. _ _	283.00		

DESCRIPTION: Worksurfaces are constructed of 45lb. density particleboard and are 1 1/8" thick inches thick except when selection .01 T-edge (1 1/16" thick). **SPECIFY:** Model Number and Edge Number. Refer to Laminates Section for laminate and edge selections. **NOTE:** Use on top of low panels (42"H or 48"H) as transaction counters. Mount to panel tops using counter cap support brackets (sold separately).

Counter Caps Oval



DIMENSIONS		PRODUCT NUMBER	GRADE 1 LIST PRICE	Value Laminate	LPL
Width	Length	Model #			
16	24	WC0101	\$108.00	-\$5	-\$10
16	30	WC0102	138.00		
16	36	WC0103	161.00		
16	42	WC0104	215.00		
16	48	WC0105	215.00		
16	60	WC0106	269.00		
16	66	WC0107	322.00		
16	72	WC0108	322.00		

DESCRIPTION: Counter Cap Worksurfaces are constructed of 45 lb. density particle board and are 1 1/8" thick. **SPECIFY:** Model Number and Edge Number. Order hardware separately (AO2 and CMW/CV - order (2) STP556.01 parts per Worksurface and (8) UNP858.012i mounting screws per worksurface) (Genesis - order (2) "TS" parts per worksurface and (8) UPN858.012i mounting screws per worksurface). **NOTE:** Mounting screws not included.

NOTE: Select size greater than panel width to insure proper mounting hardware fit.

WORKSURFACES HARDWARE

AO, G2/GENESIS & CMW

Worksurface Support
End Panel
Panel-To-Storage Spacers

Compatico Systems
Terms & Conditions

Surface Materials

AO2

CMW

G2/Genesis &
Benching

Frames

Hush

FreshFIT

Electrical

Storage

Worksurfaces

Conference &
Training Tables

Legs

Height Adjustable
Legs

Accessories

FS Desking &
Seating

References

AO2

Ell Brackets included

For AO and CMW
(Part # HMP458.0100)
For Genesis
(Part # LBBK)

Clear Access Panel

Full End Panel

Panel Support Brackets included
Left Hand Shown

For AO (Part # HMP058.10DT)
For CMW (Part # STP814.01LH
and #STP814.02LH)
For Genesis (Part # PS BBK)

Only part number "HMU"
comes with notch out design
on both styles. Part number
"STU" and EPS are non-notch
squared corner.

For 36"D end panels, contact Compatico Customer Service.

DIMENSIONS		A02 PRODUCT NUMBER	GRADE 1 LIST PRICE
Depth	Height		
CLEAR ACCESS PANEL			
23.5D	27.75H	HMU465.2400	\$211.00
29.5D		HMU465.3000	224.00
FULL SUPPORT PANEL			
23.5D	27.75H	HMU466.2400	\$246.00
29.5D		HMU466.3000	271.00

CMW G2/GENESIS

DIMENSIONS		CMW PRODUCT NUMBER	G2/GENESIS PRODUCT NUMBER	GRADE 1 LIST PRICE
Depth	Height			
CLEAR ACCESS PANEL				
12D 18D	27.5H	STU465.2400	EPSCWU24	\$211.00
		STU465.3000	EPSCWU30	212.00
FULL SUPPORT PANEL				
23.5D 29.5D	27.5H	STU466.2400	EPSWU24	\$246.00
		STU466.3000	EPSWU30	271.00

DESCRIPTION: Support panel has laminate face and T-Edge or 3MM visible edge. Attaches under worksurface at end or midpoint to provide support if no full height pedestal or return panel is used. Worksurfaces are fastened to support panel via "L" brackets. Support panel-to-panel hardware brackets are attached to rear of support panel and inserted into panel slotted vertical. Kit includes brackets, hardware and one or two glides.

SPECIFY: Product Number, Laminate and T-Edge or 3MM Color. Refer to laminates and edge color.

WORKSURFACES

Compatico Systems
Terms & Conditions

AO, CMW, G2/Genesis
Universal Flat Plate

Surface Materials

AO2

CMW

G2/Genesis &
Benching

Frames

Hush

AO, CMW, G2/Genesis
Stabilizer Channel
for worksurfaces

FreshFIT

Electrical

Storage

Worksurfaces

Conference &
Training Tables

Legs

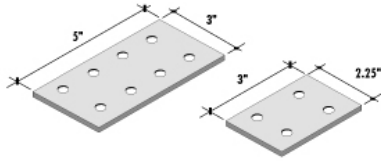
AO, CMW, G2/Genesis
EII bracket

Height Adjustable
Legs

Accessories

FS Desking &
Seating

References



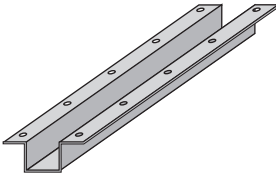
UNIVERSAL WORKSURFACES HARDWARE

PRODUCT NUMBER	DIMENSIONS		PRICE
	HEIGHT	WIDTH	
UNP465.02BK	2 1/4"	3"	\$2.00
UNP465.01BK	3"	5"	3.00

DESCRIPTION: Flat brackets available to support worksurface-to-worksurface connection. Screw mounting. Screws not included. **SPECIFY:** Product number. **FINISH:** Black only.

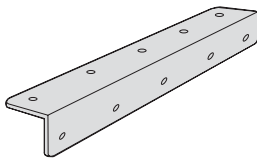
DIMENSIONS		PRODUCT NUMBER	GRADE 1 LIST PRICE
Depth	Width		
52D	2.5W	UNP000.01BK	\$54.00

DESCRIPTION: Attach to underside of worksurfaces with open spans, unsupported, greater than 48" wide. **SPECIFY:** Product Number, Quantity. Black Only.



DIMENSIONS		PRODUCT NUMBER	GRADE 1 LIST PRICE
Depth	Width		
18D	1.375W	LB	\$11.00

DESCRIPTION: EII Bracket joins freestanding Corner Worksurface/Desk to return Worksurface and Teardrop Worksurface to side of Worksurface Supported Pedestal. All support brackets include attaching hardware where necessary. **SPECIFY:** Product Number, Quantity, Black Only.



AO WORKSURFACES HARDWARE

DIMENSIONS	PRODUCT NUMBER	DESCRIPTION	LIST PRICE
Depth			
16.25D	HMP165.16DTRH	Cantilever - Right	\$15.00
16.25D	HMP165.16DTLH	Cantilever - Left	15.00
22.50D	HMP225.22DTRH	Cantilever - Right	23.00
22.50D	HMP225.22DTLH	Cantilever - Left	23.00
16.25D	HMP166.16DT	Cantilever - Shared	20.00
22.50D	HMP226.22DT	Cantilever - Shared	27.00

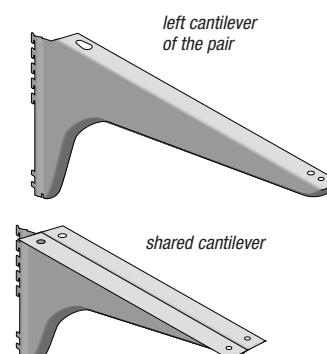
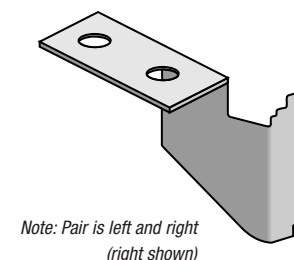
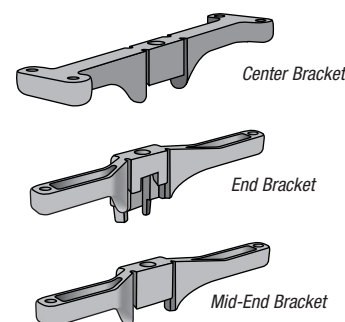
DESCRIPTION: Cantilevers support Worksurfaces (24"D & 30"D) by fitting into the slotted verticals on panels, as well as, fitting into wall hanger strips affixed to walls. Cantilevers support the right and left side of Worksurfaces and can also be used as a center support for longer surfaces. Cantilevers are attached to Worksurfaces with screws or with hardware that is included. **Shared Cantilevers** support 2 adjacent Worksurfaces at the seam between the surfaces and are suggested for use as center support for all Worksurfaces 66" and longer. **SPECIFY:** Product Number. DT Color Only. **NOTE:** Can be used on 18"D worksurface but knee space is restricted.

DESCRIPTION	PRODUCT NUMBER	LIST PRICE
Front & Rear Corner support	HMP455.02	\$8.00/pr.

DESCRIPTION: These brackets are used to support corner Worksurfaces at the rear; peninsula worksurfaces when butting to a panel or when mounted directly to wall channels; and, to support the front corner of a hanging Worksurface to provide additional support. Return panel width must be the same as the Worksurface depth. **SPECIFY:** Product Number. DT Color Only.

DESCRIPTION	PRODUCT NUMBER	LIST PRICE
Center Bracket	HMP444.05	\$17.00
End Bracket	HMP444.06	19.00
Mid-End Bracket	HMP444.07	16.00

DESCRIPTION: The Center, End and Mid-End brackets support counter caps. Use the Center Bracket to support 2 adjacent counter caps in a straight-line run. The End supports the end of a counter cap that is the end panel in a run. The Mid-End bracket is used at the end of a counter cap above a 2, 3 or 4-way connector. **SPECIFY:** Product Number. Available colors: DT, MT, LG and LT.

A02 Worksurface
Support CantileversA02 Worksurface
Support BracketsA0 Counter Cap
Support BracketsCompatico Systems
Terms & Conditions

Surface Materials

A02

CMW

G2/Genesis &
Benching

Frames

Hush

FreshFIT

Electrical

Storage

Worksurfaces

Conference &
Training Tables

Legs

Height Adjustable
Legs

Accessories

FS Desking &
Seating

References

WORKSURFACES

CMW WORKSURFACES HARDWARE

Compatico Systems
Terms & Conditions

CMW Worksurface
Support Cantilevers

Surface Materials

AO2

CMW

G2/Genesis &
Benching

Frames

Hush

FreshFIT

CMW Worksurface
Support Brackets

Electrical

Storage

Worksurfaces

Conference &
Training Tables


Legs

Height Adjustable
Legs


Accessories

FS Desking &
Seating


References



shared cantilever



left cantilever



right shown

CMW Counter Cap
Support Brackets



DIMENSIONS	PRODUCT NUMBER	DESCRIPTION	LIST PRICE
Depth			
20D	STP186.20RH	Cantilever - Right	\$19.00
20D	STP186.20LH	Cantilever - Left	19.00
20D	STP167.20	Cantilever - Shared	26.00

DESCRIPTION: Cantilevers support worksurfaces (24"D & 30"D) by fitting into the slotted verticals on panels, as well as, fitting into wall hanger strips affixed to walls. Cantilevers support the right and left side of worksurfaces and can also be used as a center support for longer surfaces. Cantilevers are attached to worksurfaces with screws or with hardware that is included. **Shared Cantilevers** support 2 adjacent worksurfaces at the seam between the surfaces and are suggested for use as center support for all worksurfaces 66" and longer.

SPECIFY: Product Number.

DESCRIPTION	PRODUCT NUMBER	LIST PRICE
Right & Left Bracket	STU455.01	\$32.00/pr.
Right Bracket Only	STP455.01	10.00/ea.
Left Bracket Only	STP455.02	10.00/ea.

DESCRIPTION: These brackets are used to support corner worksurfaces at the rear and to support peninsula worksurfaces when butting to a panel or when mounted directly to wall channels. **SPECIFY:** Product Number.

DESCRIPTION	PRODUCT NUMBER	LIST PRICE
Bracket	STP556.01	\$21.00/pr.
Bracket Screw (Zinc)	UNP858.01ZI	.10/ea.

DESCRIPTION: 2 pair of counter support brackets are required for each counter cap. Screws are used through bracket into bottom of counter cap. Use on 41"H panels only. **SPECIFY:** Product Number, Paint Finish.

G2/GENESIS WORKSURFACES HARDWARE

DIMENSIONS		PRODUCT NUMBER	LIST PRICE
Depth	Width		
3.5D	20W	ESB	\$31.00
3.5D	20W	DESB	48.00

DESCRIPTION: All support brackets include attaching hardware where necessary.

SPECIFY: Product Number, Quantity, Black Only. **NOTE:** (ESB) End Support Bracket supports a Worksurface at the end when enclosed by a panel of greater depth. Must be used with segmented tiles only. (DESB) Double End Support Bracket supports a Worksurface on each side of panel at ends when enclosed by a panel of greater depth. Must be used with panel tiles only.

DIMENSIONS		PRODUCT NUMBER	LIST PRICE
Depth	Width		
21D	7.875W	CSL	\$43.00
21D	7.875W	CSR	43.00

DESCRIPTION: All support brackets include attaching hardware where necessary.

SPECIFY: Product Number, Quantity, and Finish. **NOTE:** Left or Right hand Cantilever Supports are used to panel-mount either end of Worksurface.

DIMENSIONS		PRODUCT NUMBER	LIST PRICE
Depth	Width		
21D	7.875W	DCS	\$58.00

DESCRIPTION: All support brackets include attaching hardware where necessary.

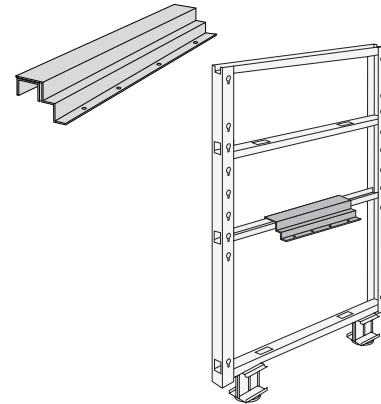
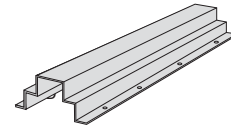
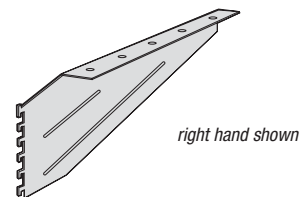
SPECIFY: Product Number, Quantity. **NOTE:** Left or Right hand Cantilever Supports are used to panel-mount either end of Worksurface.

DIMENSIONS		PRODUCT NUMBER	LIST PRICE
Depth	Width		
21D	7.875W	AB	\$40.00

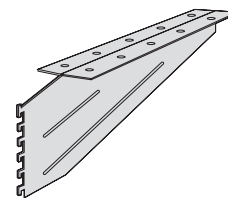
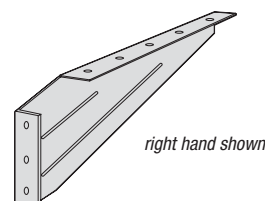
DESCRIPTION: All support brackets include attaching hardware where necessary.

SPECIFY: Product Number, Quantity, Finish. **NOTE:** Left or Right hand Cantilever Supports are used to panel-mount either end of Worksurface. Used for bolts to wall.

Genesis End Support Bracket

Genesis Double Cantilever Supports
(Left or Right)

Genesis Double Cantilever Supports

Genesis Angle Bracket
(for wall mounting)Compatico Systems
Terms & Conditions

Surface Materials

AO2

CMW

G2/Genesis &
Benching

Frames

Hush

FreshFIT

Electrical

Storage

Worksurfaces

Conference &
Training Tables

Legs

Height Adjustable
Legs

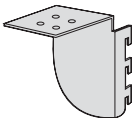
Accessories

FS Desking &
Seating

References

Compatico Systems Terms & Conditions
Surface Materials
AO2
CMW
G2/Genesis & Benching
Frames
Hush
FreshFIT
Electrical
Storage
Worksurfaces
Conference & Training Tables
Legs
Height Adjustable Legs
Accessories
FS Desking & Seating
References

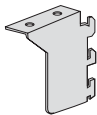
Genesis Side Supports
(Pair)



DIMENSIONS		PRODUCT NUMBER	LIST PRICE
Depth	Width		
2.75D	3.9375W	SS	\$17.00

DESCRIPTION: All support brackets include attaching hardware where necessary.
SPECIFY: Product Number, Quantity, Finish **NOTE:** Side Supports support a Worksurface at the end when enclosed by a panel of the same depth and to support a corner Worksurface at back corner.

Genesis Transaction Surface Supports
(Pair)



DIMENSIONS		PRODUCT NUMBER	LIST PRICE
Depth	Width		
4.5D	3.25W	TS	\$17.00

DESCRIPTION: All support brackets include attaching hardware where necessary.
SPECIFY: Product Number, Quantity, Finish. **NOTE:** Transaction Surfaces require 2 Pairs.

About Compatico

Mission: Compatico Inc. manufactures new office furniture systems, parts, and acoustical wall tiles, delivering reliable and cost effective products with a passion for customer service.

Service: You can be confident that our associates will work with you at each stage of the order and delivery process to assure a quality workspace solution.



Commitment: Compatico Inc. does more than just sell quality office furniture systems and parts at economical prices. Its associates are committed to provide “Customer First Service”. Customer service is a part of every Compatico Inc. department from accounting to operations, from sales to transportation.

- Serving the industry for 30+ years
- Nationwide Reputation for Quality and Price Value
- “Customer First Service” philosophy
- Meets ANSI-BIFMA Standards (product quality and level® green certified)
- UL Listed
- GIZA/CAP 20/20 Libraries
- GSA Programs for Partner Dealers

customer
first
service

AO® is a registered trademark of Herman Miller, Inc., Zeeland, MI
Steelcase®, and Avenir® are registered trademarks of Steelcase, Inc., Grand Rapids, MI
Compatico, Inc. is not affiliated with Herman Miller, Inc. or Steelcase Inc.



Member of
Green Suppliers Network
www.greensuppliers.gov