

Compose® Storage

North America Price List / Specification Guide – April 2018



This Haworth North American price book contains US list prices.



Canadian customers can convert the US list price into their Canadian equivalent by going to www.Haworth.com/Canada to find the current Canadian multipliers. These multiplier factors allow you to convert the US list price into a Canadian list price.

Price Book Overview

The following list gives a general overview of the content included within this price book (price list and specification guide) and explains how the book is organized and where information can be found.

- 1 Front Cover**
 - Includes the title and pricing effectivity date.
- 2 Electronic Update Page / Canadian Conversion**
 - Electronic versions of the Price Book (.pdf files) will include an Electronic Update Page listing the most recent updates and addendum added since the original version was created. If this section is blank no updates or addendums have been added.
 - Each update will include a description, page number, date and a link to the updated or new page.
 - The footer contains Canadian conversion information for converting US pricing into the Canadian equivalent.
- 3 Table of Contents**
 - Price List content with page numbers.
- 4 Price List**

Each price list page contains the following:

 - Product Illustration
 - Catalog Number
 - To Order Specify – sequencing for ordering product options and finishes
 - List Prices
 - Product Specification Dimensions
 - Features
 - Specification Tips
 - Class, Discount Group Number (used for discounting) and GSA information
- 5 Specification Guide**
 - Table of Contents – specification guide content with page numbers
 - Statement of Line – provides a pictorial outline of the product offering
 - Product Overview – brief introduction of the product and application intent
 - Easy Planning Steps – basic steps of planning with the product line
 - Product Details – product attributes, dimensions, surface materials and functionality
 - Product Application – vertical and horizontal planning guidelines including support and load, power, and storage
 - Technical Specifications – provides performance ratings, material composition and manufacturing process information
- 6 Finishes, Fabrics and COM**
 - Lists information for material finishes and availability.
 - Provides COM information and requirements (if applicable).
- 7 North American Terms of Sale**
 - Haworth terms for ordering, pricing, shipping and delivery, general terms, and services.
- 8 Index**
 - Products are listed alphabetically by alpha-numeric catalog numbers with price list page number.
- 9 Product Non-Obsolescence and Warranty Policy**
 - Provides Haworth policy for non-obsolescence and warranty.

Additional Information and Resources

Prices are subject to change without notice or approval. Haworth dealers should always submit proposals through Lynx before presenting to customers. See North American Terms of Sale for more information.

Online Resources

haworth.com

- Haworth's corporate website provides access to price books and a variety of other resources and publications.

surfaces.haworth.com

- Website provides access to the most current fabrics and finishes offered across Haworth's various product lines.

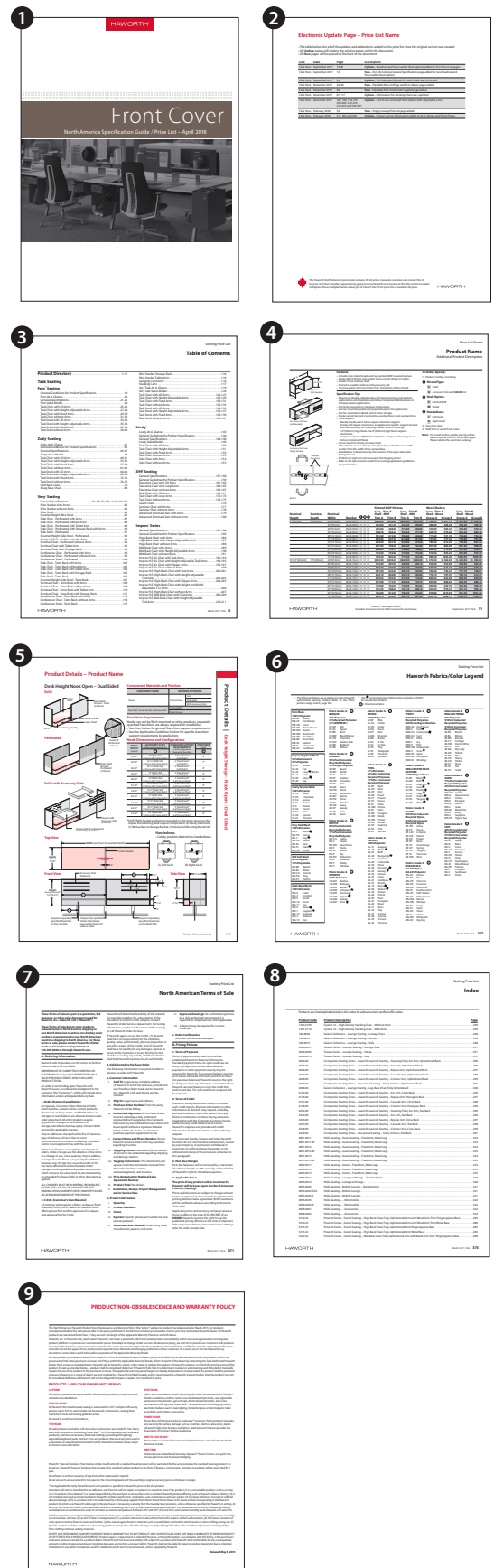
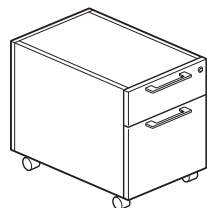


Table of Contents


Pedestals and Accessories	
Mobile Pedestals	6
Pedestals	8
Pedestal Cushion	10
Pencil Tray	10
Storage-to-Panel Bracket	10
Lateral Files and Accessories	
Lateral Files	11
Open Shelf Lateral File	14
Combination Unit	16
File/Storage Cushion	18
Storage-to-Panel Bracket	18
Lateral File Hanging Bar	18
Storage Tops	
Individual/Common Storage Tops	19
Continuous Storage Tops	20
Off-modular Storage tops	21
Storage	
Storage Unit with Doors	22
Storage Unit without Doors	24
Personal Storage Tower with Side Bookcase	27
Personal Storage Tower with Wardrobe	31
Storage Unit without Doors	24
Personal Storage Tower with Side Bookcase	27
Personal Storage Tower with Wardrobe	31
Wardrobes	34
Stack-on Storage	36
Finished Back	38
Worksurface Support	
Worksurface Support Panel	39
Worksurface Support End	40
One-high Worksurface Support End	41
Finishes and Fabrics	
Finish/Color Legend	120
Fabrics/Color Legend	121-122
Terms of Sale	
North American	123-126
Index	127
Lifetime Product Warranty	Inside Back Cover

This page intentionally blank


Mobile Pedestals



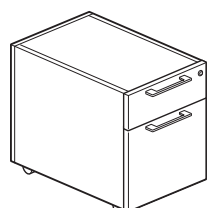
BZMA-CLN



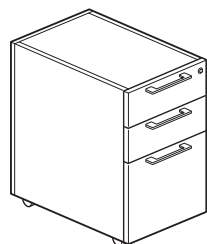
BZMH-CLN



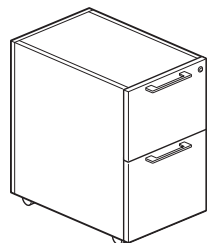
BZMJ-CLN



BZMA-GLN



BZMH-GLN



BZMJ-GLN

Features

- Mobile Pedestals include:
 - Drawer pull options.
 - Exposed caster base or side panel base with casters options.
 - Wood English dovetailed Baltic Birch or black miterfold drawer interiors.
- Available on:
 - Laminate case with back and laminate drawer fronts. Laminate case edgeband matches laminate drawer front edgeband.
 - Wood case standard with finished case, back and wood drawer fronts. Wood drawer front edge banding matches wood drawer fronts.
- Box drawers include one black plastic divider each.
- One black plastic pencil tray included with Box/File or Box/Box/File pedestal.
- File drawer includes integrated file hanging system for letter front-to-back filing.
- All drawers have full extension slides.
- Standard with lock; lock plugs available in chrome or black.
- For lock options, refer to Lock Program Price List.
- Drawer Options;
 - Black miterfold (B).
 - Wood English dovetailed Baltic Birch (W).
- Drawer Pull Options:
 - Crescent (7), Linear (8) and Classic (9) pulls standard in Brushed Nickel finish (no specification required).
 - Patterns (6) pull standard in Anodized Aluminum finish (no specification required).
 - Wood Finger Pull (F) is same wood/finish specified on case (Group B only).
 - Integrated Aluminum J-Pull (K); aluminum finger pull requires trim color.
- Base Options:
 - Exposed Caster Base (C); includes two front locking swivel casters and two rear non-locking swivel casters.
 - Side Panel Base (G); includes four non-locking swivel casters; sides/front extend to floor visually hiding casters.
- Casters are standard in black and not height adjustable.
- Standard with installed counterweight.
- Case ships partially assembled, finished back and casters field installed.

Specification Tips

- Mobile pedestal back and top are finished and intended for visual exposure.
- Cushion may be separately specified; recommended for use with a box/file pedestal.
- Refer to Specification Guide for planning information.

To Order, Specify:

1) Product number, including:

1 Case Options:

LL Laminate

WW Wood

2 Drawer Options:

B Black Miterfold

W Wood

Box/File, add **\$83.54** list.

Box/Box/File, add **\$83.54** list.

File/File, add **\$83.54** list.

3 Pull Options:

6 Patterns, add **\$59.49** list per pull.

7 Crescent

8 Linear

9 Classic

F Wood Finger Pull (Group B only)

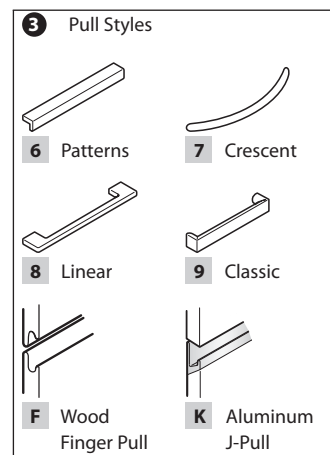
K Aluminum J-Pull, add **\$70.33** list per pull.

2) Case wood finish or laminate surface color.

3) Lock plug trim color.

4) Aluminum J-Pull trim color, if applicable.

5) Laminate case edge trim color, if applicable.

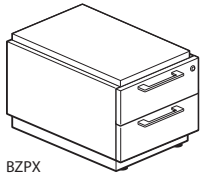


Mobile Pedestals

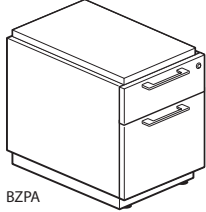
Actual Height	Actual Depth	Actual Width	Description	Pull	Number	①	②	③	Laminate A	B	Wood Group A	Group B
Exposed Caster Base												
20.2"(513mm)	17.68"(449mm)	15.5"(394mm)	Box/File	7,8,9	BZMA-1816-			CLN	\$1165.72	\$1210.97	\$1669.41	\$1722.43
				K	BZMA-1816-			KCLN	1311.95	1357.20	1815.64	1868.66
				F	BZMA-1816-WW			FCLN	N/A	N/A	N/A	1722.43
				6	BZMA-1816-			6CLN	1289.46	1334.71	1793.15	1846.17
20.2"(513mm)	23.68"(601mm)	15.5"(394mm)	Box/File	7,8,9	BZMA-2416-			CLN	\$1193.84	\$1239.09	\$1697.53	\$1750.55
				K	BZMA-2416-			KCLN	1340.07	1385.32	1843.76	1896.78
				F	BZMA-2416-WW			FCLN	N/A	N/A	N/A	1750.55
				6	BZMA-2416-			6CLN	1317.58	1362.83	1821.27	1874.29
26.2"(665mm)	17.68"(449mm)	15.5"(394mm)	Box/Box/File	7,8,9	BZMH-1816-			CLN	\$1295.36	\$1351.01	\$1852.98	\$1917.02
				K	BZMH-1816-			KCLN	1514.71	1570.36	2072.33	2136.37
				F	BZMH-1816-WW			FCLN	N/A	N/A	N/A	1917.02
				6	BZMH-1816-			6CLN	1480.96	1536.61	2038.58	2102.62
26.2"(665mm)	23.68"(601mm)	15.5"(394mm)	Box/Box/File	7,8,9	BZMH-2416-			CLN	\$1324.60	\$1380.25	\$1907.46	\$1973.02
				K	BZMH-2416-			KCLN	1543.95	1599.60	2126.81	2192.37
				F	BZMH-2416-WW			FCLN	N/A	N/A	N/A	1973.02
				6	BZMH-2416-			6CLN	1510.20	1565.85	2093.06	2158.62
26.2"(665mm)	17.68"(449mm)	15.5"(394mm)	File/File	7,8,9	BZMJ-1816-			CLN	\$1218.49	\$1267.98	\$1742.82	\$1800.27
				K	BZMJ-1816-			KCLN	1364.72	1414.21	1889.05	1946.50
				F	BZMJ-1816-WW			FCLN	N/A	N/A	N/A	1800.27
				6	BZMJ-1816-			6CLN	1342.23	1391.72	1866.56	1924.01
26.2"(665mm)	23.68"(601mm)	15.5"(394mm)	File/File	7,8,9	BZMJ-2416-			CLN	\$1244.87	\$1294.36	\$1793.30	\$1852.19
				K	BZMJ-2416-			KCLN	1391.10	1440.59	1939.53	1998.42
				F	BZMJ-2416-WW			FCLN	N/A	N/A	N/A	1852.19
				6	BZMJ-2416-			6CLN	1368.61	1418.10	1917.04	1975.93
Side Panel Caster Base												
20.9"(531mm)	17.68"(449mm)	15.5"(394mm)	Box/File	7,8,9	BZMA-1816-			GLN	\$1165.72	\$1210.97	\$1669.41	\$1722.43
				K	BZMA-1816-			KGLN	1311.95	1357.20	1815.64	1868.66
				F	BZMA-1816-WW			FGLN	N/A	N/A	N/A	1722.43
				6	BZMA-1816-			6GLN	1289.46	1334.71	1793.15	1846.17
20.9"(531mm)	23.68"(601mm)	15.5"(394mm)	Box/File	7,8,9	BZMA-2416-			GLN	\$1193.84	\$1239.09	\$1697.53	\$1750.55
				K	BZMA-2416-			KGLN	1340.07	1385.32	1843.76	1896.78
				F	BZMA-2416-WW			FGLN	N/A	N/A	N/A	1750.55
				6	BZMA-2416-			6GLN	1317.58	1362.83	1821.27	1874.29
26.9"(683mm)	17.68"(449mm)	15.5"(394mm)	Box/Box/File	7,8,9	BZMH-1816-			GLN	\$1295.36	\$1351.01	\$1852.98	\$1917.02
				K	BZMH-1816-			KGLN	1514.71	1570.36	2072.33	2136.37
				F	BZMH-1816-WW			FGLN	N/A	N/A	N/A	1917.02
				6	BZMH-1816-			6GLN	1480.96	1536.61	2038.58	2102.62
26.9"(683mm)	23.68"(601mm)	15.5"(394mm)	Box/Box/File	7,8,9	BZMH-2416-			GLN	\$1324.60	\$1380.25	\$1907.46	\$1973.02
				K	BZMH-2416-			KGLN	1543.95	1599.60	2126.81	2192.37
				F	BZMH-2416-WW			FGLN	N/A	N/A	N/A	1973.02
				6	BZMH-2416-			6GLN	1510.20	1565.85	2093.06	2158.62
26.9"(683mm)	17.68"(449mm)	15.5"(394mm)	File/File	7,8,9	BZMJ-1816-			GLN	\$1218.49	\$1267.98	\$1742.82	\$1800.27
				K	BZMJ-1816-			KGLN	1364.72	1414.21	1889.05	1946.50
				F	BZMJ-1816-WW			FGLN	N/A	N/A	N/A	1800.27
				6	BZMJ-1816-			6GLN	1342.23	1391.72	1866.56	1924.01
26.9"(683mm)	23.68"(601mm)	15.5"(394mm)	File/File	7,8,9	BZMJ-2416-			GLN	\$1244.87	\$1294.36	\$1793.30	\$1852.19
				K	BZMJ-2416-			KGLN	1391.10	1440.59	1939.53	1998.42
				F	BZMJ-2416-WW			FGLN	N/A	N/A	N/A	1852.19
				6	BZMJ-2416-			6GLN	1368.61	1418.10	1917.04	1975.93

Wood finger pull (F) (Group B only).

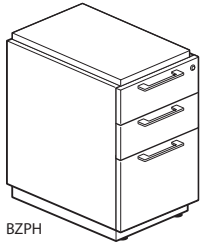
Pedestals



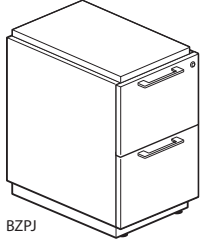
BZPX



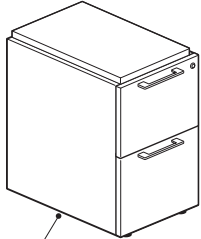
BZPA



BZPH



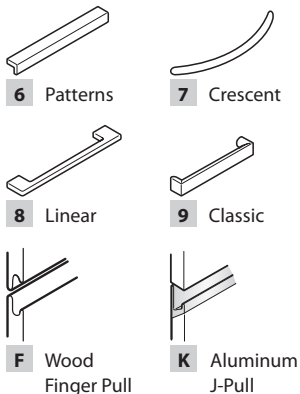
BZPJ



Side Panel Base

Note: Graphics shown with solid spacer.

3 Pull Styles



Features

- Pedestals include:
 - Attachment hardware when applicable.
 - Base or leg and drawer pull options.
 - Floating spacer option has a finished top.
 - Solid spacer option has an unfinished top.
 - Matched veneer drawer fronts.
 - Wood English dovetailed Baltic Birch or black miterfold drawer interiors.
- Available on:
 - Laminate case with back and laminate drawer fronts. Laminate case edgeband matches laminate drawer front edgeband.
 - Wood case standard with finished case, back and wood drawer fronts. Wood drawer front edge banding matches wood drawer fronts.
- Box drawers include one black plastic divider each.
- One black plastic pencil tray included with Box/Box, Box/File or Box/Box/File pedestal.
- File drawer includes integrated file hanging system for letter front-to-back filing.
- All drawers have full extension slides.
- Standard with lock; lock plugs available in chrome or black.
- For lock options, refer to Lock Program Price List.
- Drawer Options;
 - Black miterfold (B).
 - Wood English dovetailed Baltic Birch (W).
- Drawer Pull Options:
 - Crescent (7), Linear (8) and Classic (9) pulls standard in Brushed Nickel finish (no specification required).
 - Patterns (6) pull standard in Anodized Aluminum finish (no specification required).
 - Wood Finger Pull (F) is same wood/finish specified on case (Group B only).
 - Integrated Aluminum J Pull (K); aluminum finger pull requires trim color.
- Base/Leg Options:
 - Side Panel Base (E); sides/front extend to floor; side panels are part of case
 - Plinth Base with wood edge (Q); requires wood edge finish.
 - Plinth Base with plastic edge (L); requires edge trim color
 - Chamfer Leg (P); requires trim color.
- Glide height adjustment ranges:
 - Chamfer leg - 1.25"(32mm)
 - Side Panel Base/Plinth Base - 2"(51mm)
- Spacer Options:
 - Floating Spacer (F); requires trim color (finished top).
 - Solid Spacer with wood edge (Q); requires wood finish (unfinished top).
 - Solid Spacer with plastic edge (L); requires edge trim color (unfinished top).
 - No Spacer (U); no surface specification required (unfinished top).
 - No Spacer (N); no surface specification required (finished top)
- Counterweight Option: (18" depth only)
 - Yes, counterweight is factory installed.
 - No, no counterweight.
- Floating and solid spacers are 1 3/16"(30mm) high.
- Case (with/without optional Counterweight) ships assembled; Spacers and Plinth Base/Legs require field installation.

Specification Tips

- Finished Back is separately specified when pedestal back is exposed.
- Two-high box/box/file or file/file pedestal requires a solid or floating spacer for a 29"(737mm) high Adaptable worksurface application.
- For panel mounted applications; separately specify appropriate attachment brackets for support and load purposes.
- Pedestals:
 - with solid spacer are not intended for use with a knife edge Adaptable worksurface due to dimensional differences.
 - without spacer with finished or unfinished top may be used in a slip fit or nested Adaptable worksurface application.
 - without spacer are for use with edgeband Adaptable worksurface only; not intended for use with cascade or knife edges due to dimensional differences.
 - are not designed for use with T-Mold Adaptable worksurfaces.
 - 24"/30"(610-762mm) depth do not require counterweight.

Specification Tips, cont.

- Counterweight: (18"(457mm) depth only)
 - may be used in pedestals with or without a separately specified finished back.
 - is required in a freestanding two-high box/box/file or file/file pedestal
 - is not required in pedestals attached to an Adaptable worksurface.
 - is not required for a one high box/box pedestal.
- Cushion may be separately specified for a freestanding pedestal; recommended for use with a one-high box/box pedestal.
- Refer to Pedestal Cushion page for planning information.

To Order, Specify:

- Product number, including:

1 Case Options:

LL Laminate

WW Wood

2 Drawer Options:

B Black Miterfold

W Wood

Box/Box and Box/File, add **\$83.54** list.

Box/Box/File, add **\$83.54** list.

File/File, add **\$83.54** list.

3 Pull Options:

6 Patterns, add **\$59.49** list per pull.

7 Crescent

8 Linear

9 Classic

F Wood Finger Pull (Group B only)

K Aluminum J-Pull, add **\$70.33** list per pull.

4 Base/Leg Options:

E Side Panel Base

Q Plinth Base/Wood Edge, add **\$186.45** list.

L Plinth Base/Plastic Edge, add **\$159.97** list.

P Chamfer Leg, add **\$88.25** list.

5 Spacer Options:

F Floating Spacer/finished top: 18"(457mm) deep, add **\$124.38** list.

24"(610mm) deep, add **\$137.36** list.

30"(762mm) deep, add **\$146.01** list.

Q Solid Spacer/Wood Edge/unfinished top, add **\$156.83** list.

L Solid Spacer/Plastic Edge/unfinished top, add **\$99.51** list.

U No Spacer/unfinished top.

N No Spacer/finished top.

6 Counterweight Option (18" depth only):

Y Yes, add **\$54.06** list.

N No

- Case wood finish or laminate surface color.

- Base/Leg trim color.
Side Panel Base (E) - (No finish specification.)
Plinth Base (Q) - Wood edge finish.
Plinth Base (L) - Edge trim color.
Chamfer (P) - Trim color.

- Spacer trim color.
Floating Spacer (F) - Trim color.
Solid Spacer (Q) - Wood Finish.
Solid Spacer (L) - Edge trim color.

- Lock plug trim color.

- Aluminum J-Pull trim color, if applicable.

- Laminate case trim color, if applicable.

Pedestals

Height No Spacer	Actual Height W/Spacer	Actual Depth Inset Back*	Actual Width	Description	Pull	Number	1	2	3	4	5	6	Laminate A	B	Wood Group A	Group B
14.8" (376mm)	16.0" (406mm)	16.93" (430mm)	15.5" (394mm)	Box/Box	7,8,9	BZPX-1816-					L		\$ 795.11	\$ 836.79	\$1139.33	\$1188.36
					K	BZPX-1816-			K		L		941.34	983.02	1285.56	1334.59
					F	BZPX-1816-WW			F		L		N/A	N/A	N/A	1188.36
					6	BZPX-1816-			6		L		918.85	960.53	1263.07	1312.10
14.8" (376mm)	16.0" (406mm)	22.93" (582mm)	15.5" (394mm)	Box/Box	7,8,9	BZPX-2416-					L	N	\$ 823.23	\$ 864.91	\$1167.45	\$1216.48
					K	BZPX-2416-			K		L	N	969.46	1011.14	1313.68	1362.71
					F	BZPX-2416-WW			F		L	N	N/A	N/A	N/A	1216.48
					6	BZPX-2416-			6		L	N	946.97	988.65	1291.19	1340.22
20.9" (531mm)	22.0" (559mm)	16.93" (430mm)	15.5" (394mm)	Box/File	7,8,9	BZPA-1816-					L		\$ 839.87	\$ 885.12	\$1205.88	\$1258.90
					K	BZPA-1816-			K		L		986.10	1031.35	1352.11	1405.13
					F	BZPA-1816-WW			F		L		N/A	N/A	N/A	1258.90
					6	BZPA-1816-			6		L		963.61	1008.86	1329.62	1382.64
20.9" (531mm)	22.0" (559mm)	22.93" (582mm)	15.5" (394mm)	Box/File	7,8,9	BZPA-2416-					L	N	\$ 867.99	\$ 913.24	\$1234.00	\$1287.02
					K	BZPA-2416-			K		L	N	1014.22	1059.47	1380.23	1433.25
					F	BZPA-2416-WW			F		L	N	N/A	N/A	N/A	1287.02
					6	BZPA-2416-			6		L	N	991.73	1036.98	1357.74	1410.76
26.9" (683mm)	28.1" (714mm)	16.93" (430mm)	15.5" (394mm)	Box/Box/File	7,8,9	BZPH-1816-					L		\$ 969.51	\$1025.16	\$1389.45	\$1453.49
					K	BZPH-1816-			K		L		1188.86	1244.51	1608.80	1672.84
					F	BZPH-1816-WW			F		L		N/A	N/A	N/A	1453.49
					6	BZPH-1816-			6		L		1155.11	1210.76	1575.05	1639.09
26.9" (683mm)	28.1" (714mm)	22.93" (582mm)	15.5" (394mm)	Box/Box/File	7,8,9	BZPH-2416-					L	N	\$ 998.75	\$1054.40	\$1443.93	\$1509.49
					K	BZPH-2416-			K		L	N	1218.10	1273.75	1663.28	1728.84
					F	BZPH-2416-WW			F		L	N	N/A	N/A	N/A	1509.49
					6	BZPH-2416-			6		L	N	1184.35	1240.00	1629.53	1695.09
26.9" (683mm)	28.1" (714mm)	28.93" (735mm)	15.5" (394mm)	Box/Box/File	7,8,9	BZPH-3016-					L	N	\$1028.00	\$1083.65	\$1447.94	\$1511.98
					K	BZPH-3016-			K		L	N	1247.35	1303.00	1667.29	1731.33
					F	BZPH-3016-WW			F		L	N	N/A	N/A	N/A	1511.98
					6	BZPH-3016-			6		L	N	1213.60	1269.25	1633.54	1697.58
26.9" (683mm)	28.1" (714mm)	16.93" (430mm)	15.5" (394mm)	File/File	7,8,9	BZPJ-1816-					L		\$ 892.64	\$ 942.13	\$1279.29	\$1336.74
					K	BZPJ-1816-			K		L		1038.87	1088.36	1425.52	1482.97
					F	BZPJ-1816-WW			F		L		N/A	N/A	N/A	1336.74
					6	BZPJ-1816-			6		L		1016.38	1065.87	1403.03	1460.48
26.9" (683mm)	28.1" (714mm)	22.93" (582mm)	15.5" (394mm)	File/File	7,8,9	BZPJ-2416-					L	N	\$ 919.02	\$ 968.51	\$1329.77	\$1388.66
					K	BZPJ-2416-			K		L	N	1065.25	1114.74	1476.00	1534.89
					F	BZPJ-2416-WW			F		L	N	N/A	N/A	N/A	1388.66
					6	BZPJ-2416-			6		L	N	1042.76	1092.25	1453.51	1512.40
26.9" (683mm)	28.1" (714mm)	28.93" (735mm)	15.5" (394mm)	File/File	7,8,9	BZPJ-3016-					L	N	\$ 945.40	\$ 994.89	\$1332.05	\$1389.50
					K	BZPJ-3016-			K		L	N	1091.63	1141.12	1478.28	1535.73
					F	BZPJ-3016-WW			F		L	N	N/A	N/A	N/A	1389.50
					6	BZPJ-3016-			6		L	N	1069.14	1118.63	1455.79	1513.24

*Inset back unfinished.
Wood finger pull (F) (Group B only).

Pedestal Accessories

	Actual Height	Nominal Depth	Actual Width	Number ①	Fabric Grade A	B	C	D	E
Pedestal Cushion	1.25"(32mm)	18"(457mm)	15.5"(394mm)	BZSC-1816-F	\$503.69	\$579.41	\$664.32	\$756.12	\$ 846.75
	1.25"(32mm)	24"(610mm)		BZSC-2416-F	570.24	656.29	742.75	836.16	928.39
	1.25"(32mm)	30"(762mm)		BZSC-3016-F	636.79	733.17	821.18	916.20	1010.03



BZSC-F
Class TA – SIN 711-3;
Discount Group X

Features

- Includes one 1.25"(32mm) thick cushion with removable attachment.
- Pedestal cushions are dimensioned to accommodate units with inset back (S) or separately specified proud finished back (A).
- Field installed.
- COM yardage:
18"(457mm) x 16"(406mm) - 1.1 yards
24"(610mm) x 16"(406mm) - 1.4 yards
30"(762mm) x 16"(406mm) - 1.7 yards

To Order, Specify:

- 1) Product number, including:

① Unit Back Option:

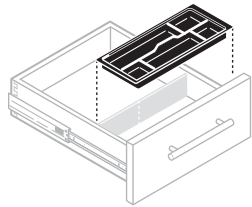
- A** Proud Finished Back
- S** Inset Unfinished Back

- 2) Fabric and color.

Specification Tips

- For use with Compose mobile or freestanding pedestals.
- Pedestal Cushion:
 - May be used on pedestals with finished or unfinished tops and on top of attached Compose Storage Top.
 - May not be placed directly on top of spacers.
- Not for use with X Series or V Series storage.
- Storage top is not required for use with Pedestal Cushion.
- Refer to Specification Guide for planning information.

	Height	Depth	Width	Number	Price
Pencil Tray	1.25"(32mm)	5.5"(140mm)	12.87"(327mm)	JPTA-6	\$32.34



JPTA-6
Class RA SIN 711-3;
Discount Group IX

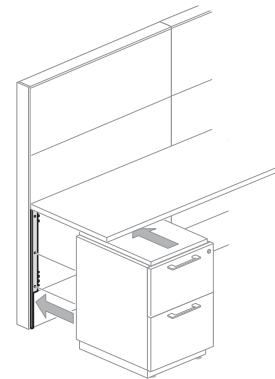
Features

- Includes one black plastic tray.
- Suspends from sides of 6"(152mm) drawer and slides for drawer access.

To Order, Specify:

- 1) Product number.
(No finish specification required.)

Storage-to-Panel Bracket



BZBG
Class TA – SIN 711-3;
Discount Group X

Description	Number	Trim A	B
For use with pedestal/ 2-high storage	BZBG-0002	\$95.23	\$100.86
For use with pedestal/ 3-high storage/ full height storage	BZBG-0003	95.23	100.86

Features

- Includes one bracket and mounting screws.
- Installs into panel frame attachment slots and attaches to back side of lower storage or full height storage.
- Non-handed.
- **Installation requires field drilling which will deface storage unit or finished back.**

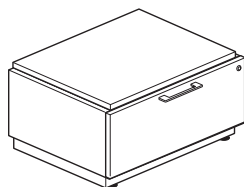
To Order, Specify:

- 1) Product number.
- 2) Trim color.

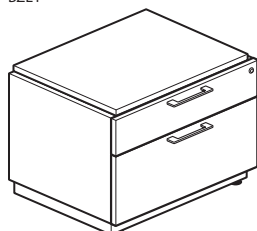
Specification Tips

- For use with two- and three-high storage units and full height storage with Chamfer leg, plinth or side panel bases; height specific product number.
- Worksurface and lower storage unit must be same nominal depth.
- Designed for use with edgeband worksurfaces.
- **Not for use with:**
 - T-mold or knife edge worksurfaces
 - X Series or V Series storage
- For use with lower storage with unfinished insert back or separately specified finished proud back.
- Refer to Specification Guide for planning information.

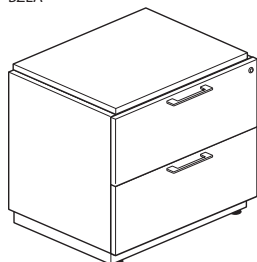
Lateral Files




BZL1



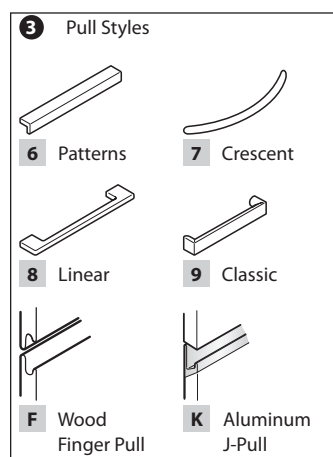
BZLA



BZL2



BZL3



Features

- Lateral Files include:
 - Base or leg and drawer pull options.
 - Floating spacer option has a finished top.
 - Solid spacer option has an unfinished top.
 - Wood English dovetailed Baltic Birch or black miterfold drawer interiors.
- Available on:
 - Laminate case with back and laminate drawer fronts. Laminate case edgeband matches laminate drawer front edgeband.
 - Wood case standard with finished case, back and wood drawer fronts. Wood drawer front edge banding matches wood drawer fronts.
- File drawer includes integrated file hanging system and two file hangar bars per drawer.
 - 18"(457mm) D x 30"(762mm) W: letter front-to-back
 - 18"(457mm) D x 36"(914mm) W: letter/legal front-to-back
 - 24"(610mm) x 30"(762mm) D: letter front-to-back or legal side-to-side
 - 24"(610mm) D x 36"(914mm) W: letter/legal front-to-back or legal side-to-side
- All drawers have full extension slides.
- Standard with lock; lock plugs available in chrome or black.
- For lock options, refer to Lock Program Price List.
- Drawer Options;
 - Black miterfold (B)
 - Wood English dovetailed Baltic Birch (W)
- Drawer Pull Options:
 - Crescent (7), Linear (8) and Classic (9) pulls standard in Brushed Nickel finish (no specification required).
 - Patterns (6) pull standard in Anodized Aluminum finish (no specification required).
 - Wood Finger Pull (F) is same wood/finish specified on case (Group B only).
 - Integrated Aluminum J-Pull (K); aluminum finger pull requires trim color.
- Base/Leg Options:
 - Side Panel Base (E); sides/front extend to floor; side panels are part of case.
 - Plinth Base with wood edge (Q); requires wood edge finish.
 - Plinth Base with plastic edge (L); requires edge trim color.
 - Chamfer leg (P); requires trim color.
- Glide height adjustment ranges:
 - Chamfer leg - 1.25"(32mm)
 - Side Panel Base/Plinth Base - 2"(51mm)
- Spacer Options:
 - Floating Spacer (F); requires trim color (finished top).
 - Solid Spacer with wood edge (Q); requires wood finish (unfinished top).
 - Solid Spacer with plastic edge (L); requires edge trim color (unfinished top).
 - No Spacer (U); no surface specification required (unfinished top).
 - No Spacer (N); no surface specification required (finished top).
- Counterweight Option:
 - Yes, counterweight is factory installed.
 - No, no counterweight.
- Floating and solid spacers are 1 3/16"(30mm) high.
- Case (with/without optional Counterweight) ships assembled; Spacers and Plinth Base/Legs require field installation.

Specification Tips

- Finished Back is separately specified when lateral file back is exposed.
- Two-high lateral file requires a solid or floating spacer for a 29"(737mm) high Adaptable worksurface application.
- For panel mounted applications; separately specify appropriate attachment brackets for support and load purposes.
- Lateral Files:
 - with solid spacer are not intended for use with a knife edge Adaptable worksurface due to dimensional differences.
 - without spacer with finished or unfinished top may be used in a slip-fit or nested Adaptable worksurface application.
 - without spacer are for use with edgeband Adaptable worksurface only; not intended for use with cascade or knife edges due to dimensional differences.
 - are not designed for use with T-Mold Adaptable worksurfaces.

Specification Tips, cont.

- Counterweight:
 - may be used in lateral files with or without a separately specified finished back.
 - is required in freestanding lateral files.
 - is not needed when two or more units are attached to a Compose Wood Common/ Continuous Storage Top or are ganged together with attachment hardware.
 - is not required in a panel mounted application when lateral file is attached to an Adaptable worksurface.
- Stack-on Storage:
 - may be used with one- or two-high lateral file
 - lateral file and stack-on to be same width
 - not for use with three-high lateral file
- Cushion may be separately specified; recommended for use with a one-high lateral file.

To Order, Specify:

- Product number, including:

1 Case Options:

- LL** Laminate
- WW** Wood

2 Drawer Options:

- B** Black Miterfold
- W** Wood
 - One-high, add **\$49.65** list.
 - One and one-half high, add **\$76.22** list.
 - Two-high, add **\$99.29** list.
 - Three-high, add **\$148.94** list.

3 Pull Options:

- 6** Patterns, add **\$59.49** list per pull.
- 7** Crescent
- 8** Linear
- 9** Classic
- F** Wood Finger Pull (Group B only)
- K** Aluminum J-Pull, add **\$70.33** list per pull.

4 Base/Leg Options:

- E** Side Panel Base
- Q** Plinth Base/Wood Edge, add **\$296.77** list.
- L** Plinth Base/Plastic Edge, add **\$270.30** list.
- P** Chamfer Leg, add **\$88.25** list.

5 Spacer Options:

- F** Floating Spacer/finished top 18"(457mm) deep, add **\$124.38** list.
- 24"(610mm) deep, add **\$137.36** list.
- Q** Solid Spacer/Wood Edge/unfinished top, add **\$269.32** list.
- L** Solid Spacer/Plastic Edge/unfinished top, add **\$173.06** list.

- U** No Spacer/unfinished top
- N** No Spacer/finished top

6 Counterweight Option:

- Y** Yes, add **\$54.06** list.
- N** No

- Case wood finish or laminate surface color.
- Base/Leg trim color.
- Side Panel Base (E) - (No finish specification.)
Plinth Base (Q) - Wood edge finish.
Plinth Base (L) - Edge trim color.
Chamfer (P) - Trim color.
- Spacer trim color.
Floating Spacer (F) - Trim color
Solid Spacer (Q) - Wood finish
Solid Spacer (L) - Edge trim color.
- Lock plug trim color.
- Aluminum J-Pull trim color, if applicable.
- Laminate case edge trim color, if applicable.

Lateral Files

Actual Height No Spacer	Actual Height w/Spacer	Actual Depth Inset Back*	Actual Width	Pull	Number	①	②	③	④	⑤	⑥	Laminate A	B	Wood Group A	Group B
One-High															
14.8" (376mm)	16.0" (406mm)	16.93" (430mm)	29.88" (759mm)	7,8,9	BZL1-1830-					L		\$1106.05	\$1172.59	\$1482.39	\$1552.01
				K	BZL1-1830-			K	L			1179.16	1245.70	1555.50	1625.12
				F	BZL1-1830-WW			F	L			N/A	N/A	N/A	1552.01
				6	BZL1-1830-			6	L			1167.92	1234.46	1544.26	1613.88
14.8" (376mm)	16.0" (406mm)	16.93" (430mm)	35.88" (911mm)	7,8,9	BZL1-1836-					L		\$1223.08	\$1289.62	\$1626.76	\$1698.02
				K	BZL1-1836-			K	L			1296.19	1362.73	1699.87	1771.13
				F	BZL1-1836-WW			F	L			N/A	N/A	N/A	1698.02
				6	BZL1-1836-			6	L			1284.95	1351.49	1688.63	1759.89
14.8" (376mm)	16.0" (406mm)	22.93" (582mm)	29.88" (759mm)	7,8,9	BZL1-2430-					L		\$1201.32	\$1267.86	\$1587.03	\$1657.21
				K	BZL1-2430-			K	L			1274.43	1340.97	1660.14	1730.32
				F	BZL1-2430-WW			F	L			N/A	N/A	N/A	1657.21
				6	BZL1-2430-			6	L			1263.19	1329.73	1648.90	1719.08
14.8" (376mm)	16.0" (406mm)	22.93" (582mm)	35.88" (911mm)	7,8,9	BZL1-2436-					L		\$1318.35	\$1384.89	\$1731.40	\$1803.22
				K	BZL1-2436-			K	L			1391.46	1458.00	1804.51	1876.33
				F	BZL1-2436-WW			F	L			N/A	N/A	N/A	1803.22
				6	BZL1-2436-			6	L			1380.22	1446.76	1793.27	1865.09
One and One-Half-High															
20.9" (531mm)	22.0" (559mm)	16.93" (430mm)	29.88" (759mm)	7,8,9	BZLA-1830-					L		\$1416.99	\$1508.44	\$1903.46	\$1998.35
				K	BZLA-1830-			K	L			1563.22	1654.67	2049.69	2144.58
				F	BZLA-1830-WW			F	L			N/A	N/A	N/A	1998.35
				6	BZLA-1830-			6	L			1540.73	1632.18	2027.20	2122.09
20.9" (531mm)	22.0" (559mm)	16.93" (430mm)	35.88" (911mm)	7,8,9	BZLA-1836-					L		\$1569.47	\$1660.92	\$2093.31	\$2190.45
				K	BZLA-1836-			K	L			1715.70	1807.15	2239.54	2336.68
				F	BZLA-1836-WW			F	L			N/A	N/A	N/A	2190.45
				6	BZLA-1836-			6	L			1693.21	1784.66	2217.05	2314.19
20.9" (531mm)	22.0" (559mm)	22.93" (582mm)	29.88" (759mm)	7,8,9	BZLA-2430-					L		\$1532.08	\$1623.53	\$2029.37	\$2124.91
				K	BZLA-2430-			K	L			1678.31	1769.76	2175.60	2271.14
				F	BZLA-2430-WW			F	L			N/A	N/A	N/A	2124.91
				6	BZLA-2430-			6	L			1655.82	1747.27	2153.11	2248.65
20.9" (531mm)	22.0" (559mm)	22.93" (582mm)	35.88" (911mm)	7,8,9	BZLA-2436-					L		\$1684.56	\$1776.01	\$2219.22	\$2317.01
				K	BZLA-2436-			K	L			1830.79	1922.24	2365.45	2463.24
				F	BZLA-2436-WW			F	L			N/A	N/A	N/A	2317.01
				6	BZLA-2436-			6	L			1808.30	1899.75	2342.96	2440.75
Two-High															
26.9" (683mm)	28.0" (711mm)	16.93" (430mm)	29.88" (759mm)	7,8,9	BZL2-1830-					L		\$1519.14	\$1609.76	\$2003.34	\$2097.47
				K	BZL2-1830-			K	L			1665.37	1755.99	2149.57	2243.70
				F	BZL2-1830-WW			F	L			N/A	N/A	N/A	2097.47
				6	BZL2-1830-			6	L			1642.88	1733.50	2127.08	2221.21
26.9" (683mm)	28.0" (711mm)	16.93" (430mm)	35.88" (911mm)	7,8,9	BZL2-1836-					L		\$1668.08	\$1758.70	\$2186.48	\$2246.41
				K	BZL2-1836-			K	L			1814.31	1904.93	2332.71	2392.64
				F	BZL2-1836-WW			F	L			N/A	N/A	N/A	2246.41
				6	BZL2-1836-			6	L			1791.82	1882.44	2310.22	2370.15
26.9" (683mm)	28.0" (711mm)	22.93" (582mm)	29.88" (759mm)	7,8,9	BZL2-2430-					L		\$1632.39	\$1723.01	\$2128.29	\$2210.72
				K	BZL2-2430-			K	L			1778.62	1869.24	2274.52	2356.95
				F	BZL2-2430-WW			F	L			N/A	N/A	N/A	2210.72
				6	BZL2-2430-			6	L			1756.13	1846.75	2252.03	2334.46
26.9" (683mm)	28.0" (711mm)	22.93" (582mm)	35.88" (911mm)	7,8,9	BZL2-2436-					L		\$1781.33	\$1871.95	\$2311.43	\$2359.66
				K	BZL2-2436-			K	L			1927.56	2018.18	2457.66	2505.89
				F	BZL2-2436-WW			F	L			N/A	N/A	N/A	2359.66
				6	BZL2-2436-			6	L			1905.07	1995.69	2435.17	2483.40

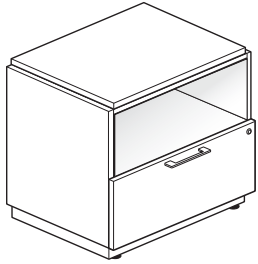
*Inset Back Unfinished
Wood finger pull (F) (Group B only).

Lateral Files

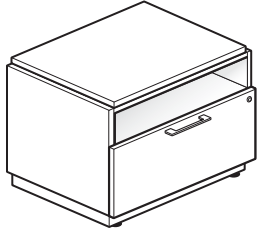
Actual Height No Spacer	Actual Height w/Spacer	Actual Depth Inset Back*	Actual Width	Pull	Number	①	②	③	④	⑤	⑥	Laminate A	B	Wood Group A	Group B
Three-High															
38.9" (988mm)	40.1" (1019mm)	16.93" (430mm)	29.88" (759mm)	7,8,9	BZL3-1830-					L	N	\$2101.95	\$2248.19	\$2629.75	\$2768.21
				K	BZL3-1830-				K	L	N	2321.30	2467.54	2849.10	2987.56
				F	BZL3-1830-WW				F	L	N	N/A	N/A	N/A	2768.21
				6	BZL3-1830-			6		L	N	2287.55	2433.79	2815.35	2953.81
38.9" (988mm)	40.1" (1019mm)	16.93" (430mm)	35.88" (911mm)	7,8,9	BZL3-1836-					L	N	\$2521.31	\$2667.55	\$3074.35	\$3187.57
				K	BZL3-1836-				K	L	N	2740.66	2886.90	3293.70	3406.92
				F	BZL3-1836-WW				F	L	N	N/A	N/A	N/A	3187.57
				6	BZL3-1836-			6		L	N	2706.91	2853.15	3259.95	3373.17
38.9" (988mm)	40.1" (1019mm)	22.93" (582mm)	29.88"	7,8,9	BZL3-2430-					L	N	\$2720.27	\$2866.51	\$3262.98	\$3386.53
				K	BZL3-2430-				K	L	N	2939.62	3085.86	3482.33	3605.88
				F	BZL3-2430-WW				F	L	N	N/A	N/A	N/A	3386.53
				6	BZL3-2430-			6		L	N	2905.87	3052.11	3448.58	3572.13
38.9" (988mm)	40.1" (1019mm)	22.93" (582mm)	35.88" (911mm)	7,8,9	BZL3-2436-					L	N	\$3139.63	\$3285.87	\$3707.58	\$3805.89
				K	BZL3-2436-				K	L	N	3358.98	3505.22	3926.93	4025.24
				F	BZL3-2436-WW				F	L	N	N/A	N/A	N/A	3805.89
				6	BZL3-2436-			6		L	N	3325.23	3471.47	3893.18	3991.49

*Inset Back Unfinished
Wood finger pull (F) (Group B only).

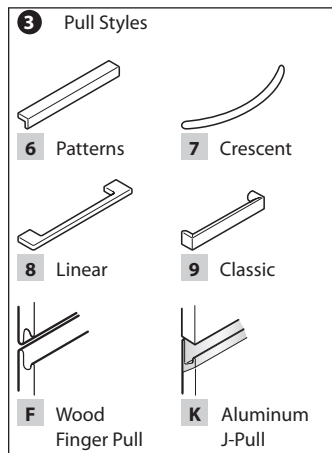
Open Shelf Lateral File



BZLZ



BZLV



Features

- Open Shelf Lateral Files include:
 - Fixed shelf with finished interior.
 - Base or leg and drawer pull options.
 - Floating spacer option has a finished top.
 - Solid spacer option has an unfinished top.
 - Wood English dovetailed Baltic Birch or black miterfold drawer interior.
- Available on:
 - Laminate case with back and laminate drawer fronts. Laminate case edgeband matches laminate drawer front edgeband.
 - Wood case standard with finished case, back and wood drawer fronts. Wood drawer front edge banding matches wood drawer fronts.
- Open Shelf interior dimensions:
 - 1 1/2 high = 5.3"(135mm) high
 - 1 high = 11.3"(287mm) high
 - 30"(762mm) wide = 28.38"(721mm)
 - 36"(914mm) wide = 34.38"(873mm)
- File drawer includes integrated file hanging system and two file hangar bars.
 - 18"(457mm) D x 30"(762mm) W: letter front-to-back
 - 18"(457mm) D x 36"(914mm) W: letter/legal front-to-back
 - 24"(610mm) x 30"(762mm) D: letter front-to-back or legal side-to-side
 - 24"(610mm) D x 36"(914mm) W: letter/legal front-to-back or legal side-to-side
- All drawers have full extension slides.
- Standard with lock; lock plugs available in chrome or black.
- For lock options, refer to Lock Program Price List.
- Drawer Options:
 - Black miterfold (B)
 - Wood English dovetailed Baltic Birch (W)
- Drawer Pull Options:
 - Crescent (7), Linear (8) and Classic (9) pulls standard in Brushed Nickel finish (no specification required).
 - Patterns (6) pull standard in Anodized Aluminum finish (no specification required).
 - Wood Finger Pull (F) is same wood/finish specified on case (Group B only).
 - Integrated Aluminum J-Pull (K); aluminum finger pull requires trim color.
- Base/Leg Options:
 - Side Panel Base (E); sides/front extend to floor; side panels are part of case.
 - Plinth Base with wood edge (Q); requires wood edge finish.
 - Plinth Base with plastic edge (L); requires edge trim color.
 - Chamfer leg (P); requires trim color.
- Glide height adjustment ranges:
 - Chamfer leg - 1.25"(32mm)
 - Side Panel Base/Plinth Base - 2"(51mm)
- Spacer Options:
 - Floating Spacer (F); requires trim color (finished top).
 - Solid Spacer with wood edge (Q); requires wood finish (unfinished top).
 - Solid Spacer with plastic edge (L); requires edge trim color (unfinished top).
 - No Spacer (U); no surface specification required (unfinished top).
 - No Spacer (N); no surface specification required (finished top).
- Counterweight Option:
 - Yes, counterweight is factory installed.
 - No, no counterweight.
- Floating and solid spacers are 1 3/16"(30mm) high.
- Case (with/without optional Counterweight) ships assembled; Spacer and Plinth Base/Legs require field installation.

Specification Tips

- Finished Back is separately specified when lateral file back is exposed.
- Open shelf lateral file requires a solid or floating spacer for a 29"(737mm) high Adaptable worksurface.
- For panel mounted applications; separately specify appropriate attachment brackets for support and load purposes.
- Open Shelf Lateral Files:
 - with solid spacer are not intended for use with a knife edge Adaptable worksurface due to dimensional differences
 - without spacer with finished or unfinished top may be used in a slip-fit or nested Adaptable worksurface application
 - without spacer are for use with edgeband Adaptable worksurface only; not intended for use with cascade or knife edges due to dimensional differences
 - are not designed for use with T-Mold Adaptable worksurfaces

Specification Tips, cont.

- Counterweight:
 - may be used in lateral files with or without a separately specified finished back.
 - is required in a freestanding open shelf lateral file.
 - is not needed when two or more units are attached to a Compose Common/Continuous Storage Top or are ganged together with attachment hardware.
 - is not required in a panel mounted application when an open shelf lateral file is attached to an Adaptable worksurface.
- Stack-on Storage:
 - may be used with open shelf lateral file;
 - lateral file and stack-on to be same width.
- Refer to Specification Guide for planning information.

To Order, Specify:

- 1) Product number, including:

1 Case Options:

- LL** Laminate
- WW** Wood

2 Drawer Options:

- B** Black Miterfold
- W** Wood, add **\$50.72** list.

3 Pull Options:

- 6** Patterns, add **\$59.49** list per pull.
- 7** Crescent
- 8** Linear
- 9** Classic
- F** Wood Finger Pull (Group B only)
- K** Aluminum J-Pull, add **\$70.33** list per pull.

4 Base/Leg Options:

- E** Side Panel Base
- Q** Plinth Base/Wood Edge, add **\$296.77** list.
- L** Plinth Base/Plastic Edge, add **\$270.30** list.
- P** Chamfer Leg, add **\$88.25** list.

5 Spacer Options:

- F** Floating Spacer/finished top 18"(457mm) deep, add **\$124.38** list.
24"(610mm) deep, add **\$137.36** list.
- Q** Solid Spacer/Wood Edge/unfinished top, add **\$269.32** list.
- L** Solid Spacer/Plastic Edge/unfinished top, add **\$173.06** list.
- U** No Spacer/unfinished top
- N** No Spacer/finished top

6 Counterweight Option:

- Y** Yes, add **\$54.06** list.
- N** No

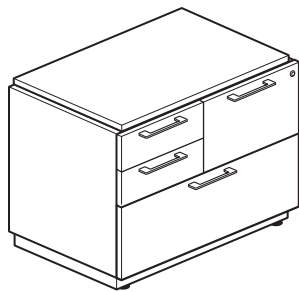
- 2) Case wood finish or laminate surface color.
- 3) Base/Leg trim color.
Side Panel Base (E) - (No finish specification).
Plinth Base (Q) - Wood edge finish
Plinth Base (L) - Edge trim color
Chamfer (P) - Trim color.
- 4) Spacer trim color
Floating Spacer (F) - Trim color
Solid Spacer (Q) - Wood finish
Solid Spacer (L) - Edge trim color
- 5) Lock plug trim color.
- 6) Aluminum J-Pull trim color, if applicable.
- 7) Laminate case edge trim color, if applicable.

Open Shelf Lateral File

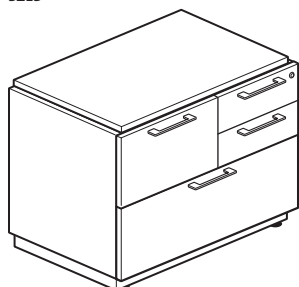
Actual Height No Spacer	Actual Height w/Spacer	Actual Depth Inset Back*	Actual Width	Pull	Number	1	2	3	4	5	6	Laminate A	B	Wood Group A	Group B
One and One-Half-High															
20.9" (531mm)	22.0" (559mm)	16.93" (430mm)	29.88" (759mm)	7,8,9	BZLV-1830-					L		\$1188.37	\$1260.08	\$1594.55	\$1669.81
				K	BZLV-1830-			K		L		1261.48	1333.19	1667.66	1742.92
				F	BZLV-1830-WW			F		L		N/A	N/A	N/A	1669.81
				6	BZLV-1830-			6		L		1250.24	1321.95	1656.42	1731.68
20.9" (531mm)	22.0" (559mm)	16.93" (430mm)	35.88" (911mm)	7,8,9	BZLV-1836-					L		\$1305.74	\$1377.45	\$1742.98	\$1820.12
				K	BZLV-1836-			K		L		1378.85	1450.56	1816.09	1893.23
				F	BZLV-1836-WW			F		L		N/A	N/A	N/A	1820.12
				6	BZLV-1836-			6		L		1367.61	1439.32	1804.85	1881.99
20.9" (531mm)	22.0" (559mm)	22.93" (582mm)	29.88" (759mm)	7,8,9	BZLV-2430-					L		\$1275.72	\$1347.43	\$1689.62	\$1765.34
				K	BZLV-2430-			K		L		1348.83	1420.54	1762.73	1838.45
				F	BZLV-2430-WW			F		L		N/A	N/A	N/A	1765.34
				6	BZLV-2430-			6		L		1337.59	1409.30	1751.49	1827.21
20.9" (531mm)	22.0" (559mm)	22.93" (582mm)	35.88" (911mm)	7,8,9	BZLV-2436-					L		\$1393.09	\$1464.80	\$1838.05	\$1915.65
				K	BZLV-2436-			K		L		1466.20	1537.91	1911.16	1988.76
				F	BZLV-2436-WW			F		L		N/A	N/A	N/A	1915.65
				6	BZLV-2436-			6		L		1454.96	1526.67	1899.92	1977.52
Two-High															
26.9" (683mm)	28.0" (711mm)	16.93" (430mm)	29.88" (759mm)	7,8,9	BZLZ-1830-					L		\$1300.78	\$1372.49	\$1706.96	\$1782.22
				K	BZLZ-1830-			K		L		1373.89	1445.60	1780.07	1855.33
				F	BZLZ-1830-WW			F		L		N/A	N/A	N/A	1782.22
				6	BZLZ-1830-			6		L		1362.65	1434.36	1768.83	1844.09
26.9" (683mm)	28.0" (711mm)	16.93" (430mm)	35.88" (911mm)	7,8,9	BZLZ-1836-					L		\$1418.15	\$1489.86	\$1855.39	\$1932.53
				K	BZLZ-1836-			K		L		1491.26	1562.97	1928.50	2005.64
				F	BZLZ-1836-WW			F		L		N/A	N/A	N/A	1932.53
				6	BZLZ-1836-			6		L		1480.02	1551.73	1917.26	1994.40
26.9" (683mm)	28.0" (711mm)	22.93" (582mm)	29.88" (759mm)	7,8,9	BZLZ-2430-					L		\$1388.13	\$1459.84	\$1802.03	\$1877.75
				K	BZLZ-2430-			K		L		1461.24	1532.95	1875.14	1950.86
				F	BZLZ-2430-WW			F		L		N/A	N/A	N/A	1877.75
				6	BZLZ-2430-			6		L		1450.00	1521.71	1863.90	1939.62
26.9" (683mm)	28.0" (711mm)	22.93" (582mm)	35.88" (911mm)	7,8,9	BZLZ-2436-					L		\$1505.50	\$1577.21	\$1950.46	\$2028.06
				K	BZLZ-2436-			K		L		1578.61	1650.32	2023.57	2101.17
				F	BZLZ-2436-WW			F		L		N/A	N/A	N/A	2028.06
				6	BZLZ-2436-			6		L		1567.37	1639.08	2012.33	2089.93

*Unfinished Inset Back
Wood finger pull (F) (Group B only).

Combination Unit

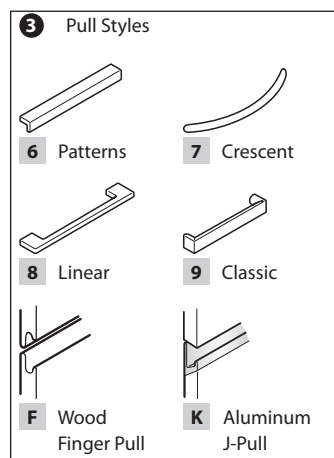


BZLB



BZLC

Note: Graphics shown with solid spacer and plinth base.



Features

- Combination Units include:
 - Base or leg and drawer pull options.
 - Floating spacer option has a finished top.
 - Solid spacer option has an unfinished top.
 - Matched veneer drawer/door fronts.
 - Wood English dovetailed Baltic Birch or black miterfold drawer interiors.
- Available on:
 - Laminate case with back and laminate drawer fronts. Laminate case edgeband matches laminate drawer front edgeband.
 - Wood case standard with finished case, back and wood drawer fronts. Wood drawer front edge banding matches wood drawer fronts.
- Box drawers include one black plastic divider each.
- One black plastic pencil tray included with Box/Box drawer.
- File drawer includes integrated file hanging system and two file hangar bars per drawer.
 - Pedestal drawer: Letter: Front-to-back
 - 18"(457mm) D x 36"(914mm) W: letter/legal front-to-back
 - 24"(610mm) D x 36"(914mm) W: letter/legal front-to-back or legal side-to-side
- All drawers have full extension slides.
- Standard with single lock; lock plugs available in chrome or black.
- For lock options, refer to Lock Program Price List.
- Drawer Body options;
 - Black miterfold (B)
 - Wood English dovetailed Baltic Birch (W).
- Drawer pull options:
 - Crescent (7), Linear (8) and Classic (9) pulls are Brushed Nickel finish (no specification required).
 - Patterns (6) pull standard in Anodized Aluminum finish (no specification required).
 - Wood Finger Pull (F) is same wood/finish specified on case (Group B only).
 - Integrated Aluminum J-Pull (K); aluminum finger pull requires trim color.
- Base/Leg Options:
 - Side Panel Base (E); sides/front extend to floor; side panels are part of case.
 - Plinth Base with wood edge (Q); requires wood edge finish.
 - Plinth Base with plastic edge (L); requires edge trim color.
 - Chamfer leg (P); requires trim color.
- Glide height adjustment ranges:
 - Chamfer leg - 1.25"(32mm)
 - Side Panel Base/Plinth Base - 2"(51mm)
- Spacer Options:
 - Floating Spacer (F); requires trim color.
 - Solid Spacer with wood edge (Q); requires wood edge finish.
 - Solid Spacer with plastic edge (L); requires edge trim color.
 - No Spacer (U); no surface specification required (unfinished top).
 - No Spacer (N); no surface specification required (finished top).
- Counterweight Option:
 - Yes, counterweight is factory installed.
 - No, no counterweight (attached pedestal only).
- Floating and solid spacers are 1 3/16"(30mm) high.
- Orientation of box/box drawers is represented by one of the following letters as the fourth-digit.
 - (C) right-hand side of unit.
 - (B) left-hand side of unit.
- Case (with/without optional Counterweight) ships assembled; Spacer and Base/Legs require field installation.

Specification Tips

- Finished back is separately specified when combination unit back is exposed.
- Requires a solid or floating spacer for a 29"(737mm) high Adaptable worksurface application.
- For panel mounted applications; separately specify appropriate attachment brackets for support and load purposes.
- Combination Unit:
 - with solid spacer is not intended for use with a knife edge Adaptable worksurface due to dimensional differences.
 - without spacer with finished or or unfinished top may be used in a slip-fit or nested Adaptable worksurface application.
 - without spacer is for use with edgeband Adaptable worksurface only; not intended for use with cascade or knife edges due to dimensional differences.
 - is not designed for use with T-Mold Adaptable worksurfaces.
- Orientation of drawer configuration is not field changeable.
- Counterweight:
 - may be used in combination unit with or without a separately specified finished back.

Specification Tips, cont.

- is required in a freestanding combination unit.
- is not needed when two or more units are attached to a Compose Common/Continuous Storage Top or are ganged together with attachment hardware.
- is not required in a panel mounted application when combination unit is attached to an Adaptable worksurface.
- Stack-on Storage:
 - may be used with combination units; combination unit and stack-on unit to be same width.
- Refer to Specification Guide for planning information.

To Order, Specify:

- Product number, including:

1 Case Options:

- LL** Laminate
- WW** Wood

2 Drawer Options:

- B** Black Miterfold
- W** Wood, add **\$132.39** list.

3 Pull Options:

- 6** Patterns, add **\$59.49** list per pull.
- 7** Crescent
- 8** Linear
- 9** Classic
- F** Wood Finger Pull (Group B only)
- K** Aluminum J-Pull, add **\$70.33** list per pull.

4 Base/Leg Options:

- E** Side Panel Base
- Q** Plinth Base/Wood Edge, add **\$296.77** list.
- L** Plinth Base/Plastic Edge, add **\$270.30** list.
- P** Chamfer Leg, add **\$88.25** list.

5 Spacer Options:

- F** Floating Spacer/finished top 18"(457mm) deep, add **\$124.38** list, 24"(610mm) deep, add **\$137.36** list.
- Q** Solid Spacer/Wood Edge/unfinished top, add **\$269.32** list.
- L** Solid Spacer/Plastic Edge/unfinished top, add **\$173.06** list.
- U** No Spacer/unfinished top
- N** No Spacer/finished top

6 Counterweight Option:

- Y** Yes, add **\$54.06** list.
- N** No

- Case wood finish or laminate surface color.
- Base/Leg trim color.
 - Side Panel Base (E) - (No finish specification.)
 - Plinth Base (Q) - Wood edge finish.
 - Plinth Base (L) - Edge trim color.
 - Chamfer (P) - Trim color.
- Spacer trim color:
 - Floating Spacer (F) - Trim color.
 - Solid Spacer (Q) - Wood Finish.
 - Solid Spacer (L) - Edge trim color.
- Lock plug trim color.
- Aluminum J-Pull trim color, if applicable.
- Laminate case edge trim color, if applicable.

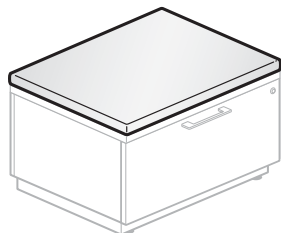
Combination Unit

Actual Height No Spacer	Actual Height w/Spacer	Actual Depth Inset Back*	Actual Width	Pull	Number	1	2	3	4	5	6	Laminate A	B	Wood Group A	Group B
Right Hand															
26.9"(683mm)	28.0"(711mm)	16.93"(430mm)	35.875"(911mm)	7,8,9	BZLC-1836-					L		\$1450.26	\$1544.34	\$1987.24	\$2087.14
				K	BZLC-1836-			K		L		1669.61	1763.69	2206.59	2306.49
				F	BZLC-1836-WW			F		L		N/A	N/A	N/A	2087.14
				6	BZLC-1836-			6		L		1635.86	1729.94	2172.84	2272.74
26.9"(683mm)	28.0"(711mm)	22.93"(582mm)	35.875"(911mm)	7,8,9	BZLC-2436-					L		\$1474.36	\$1568.44	\$2020.52	\$2111.24
				K	BZLC-2436-			K		L		1693.71	1787.79	2239.87	2330.59
				F	BZLC-2436-WW			F		L		N/A	N/A	N/A	2111.24
				6	BZLC-2436-			6		L		1659.96	1754.04	2206.12	2296.84
Left Hand															
26.9"(683mm)	28.0"(711mm)	16.93"(430mm)	35.875"(911mm)	7,8,9	BZLB-1836-					L		\$1450.26	\$1544.34	\$1987.24	\$2087.14
				K	BZLB-1836-			K		L		1669.61	1763.69	2206.59	2306.49
				F	BZLB-1836-WW			F		L		N/A	N/A	N/A	2087.14
				6	BZLB-1836-			6		L		1635.86	1729.94	2172.84	2272.74
26.9"(683mm)	28.0"(711mm)	22.93"(582mm)	35.875"(911mm)	7,8,9	BZLB-2436-					L		\$1474.36	\$1568.44	\$2020.52	\$2111.24
				K	BZLB-2436-			K		L		1693.71	1787.79	2239.87	2330.59
				F	BZLB-2436-WW			F		L		N/A	N/A	N/A	2111.24
				6	BZLB-2436-			6		L		1659.96	1754.04	2206.12	2296.84

*Unfinished Inset Back
Wood finger pull (F) (Group B only).

Lateral File/Storage Accessories

File/Storage Cushion



BZSC-F
BZAC-F

Actual Height	Nominal Depth	Actual Width	Number ①	Fabric Grade A	B	C	D	E
1.25"(32mm)	18"(457mm)	29.88"(759mm)	BZSC-1830-F	\$532.04	\$640.46	\$730.47	\$827.52	\$ 923.25
	24"(610mm)		BZSC-2430-F	621.54	740.29	831.85	930.51	1027.84
1.25"(32mm)	18"(457mm)	35.88"(911mm)	BZSC-1836-F	\$543.38	\$664.88	\$756.93	\$856.08	\$ 953.85
	24"(610mm)		BZSC-2436-F	632.88	764.71	858.31	959.07	1058.44

Features

- Includes one 1.25"(32mm) thick cushion with removable attachment.
- File/Storage cushions are dimensioned to accommodate units with insert back (S) or separately specified proud finished back (A).
- Field installed.
- COM yardage:
18"(457mm) x 30"(762mm) - 1.9 yards
18"(457mm) x 36"(914mm) - 2.2 yards
24"(610mm) x 30"(762mm) - 2.5 yards
24"(610mm) x 36"(914mm) - 2.6 yards

To Order, Specify:

- Product number, including:

① Unit Back Option:

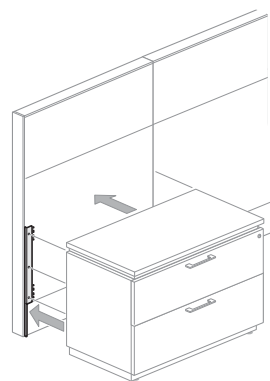
- A** Proud Finished Back
- S** Inset Unfinished Back

- Fabric and color.

Specification Tips

- For use with Compose Storage.
- File/Storage Cushion:
 - Must be used on top of attached Compose Storage top.
 - May not be placed directly on top of spacers or finished/unfinished tops.
- Not for use with X Series or V Series storage.
- Separately specified storage top is required for use with Lateral File cushion.
- Refer to Specification Guide for planning information.

Storage-to-Panel Bracket



BZBG

Description	Number	Trim A	B
2-high storage	BZBG-0002	\$95.23	\$100.86
3-high storage/ full height storage	BZBG-0003	95.23	100.86

Features

- Includes one bracket and mounting screws.
- Installs into panel frame attachment slots and attaches to back side of lower storage or full height storage.
- Non-handed.
- Installation requires field drilling which will deface storage unit or finished back.**

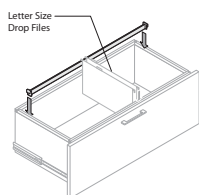
To Order, Specify:

- Product number.
- Trim color.

Specification Tips

- For use with two- and three-high storage units and full height storage with Chamfer leg, plinth or side panel bases; height specific product number.
- Worksurface and lower storage unit must be same nominal depth.
- Designed for use with edgeband worksurfaces.
- Not for use with:**
 - T-mold or knife edge worksurfaces
 - X Series or V Series storage
- For use with lower storage with unfinished insert back or separately specified finished proud back.
- Refer to Specification Guide for planning information.

Lateral File Hanging Bar



BZAH

Description	Number	Price
	BZAH-0030	\$14.62
	BZAH-0036	16.87

Features

- Includes one side-to-side hanging bar.
- Allows for side-to-side letter filing in lateral file drawer.
- Standard in black finish color only.

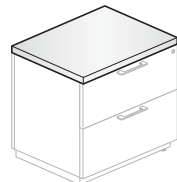
To Order, Specify:

- Product number.
(No finish specification required.)

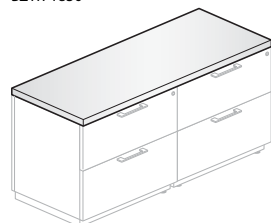
Individual/Common Storage Tops

Nominal Depth	Actual Depth	Nominal Width	Laminate Number	①	Laminate A	B	Wood Number	① ②	Wood Group A	Group B
18"(457mm)	17.68"(449mm)	16"(406mm)	BZTR-1816-LJS	S	\$101.23	\$164.22	BZTR-1816-WKS		\$266.59	\$ 282.34
		30"(762mm)	BZTR-1830-LJS	S	137.56	200.55	BZTR-1830-WKS		326.86	344.50
		36"(914mm)	BZTR-1836-LJS	S	153.13	216.12	BZTR-1836-WKS		352.69	371.14
		60"(1524mm)	BZTR-1860-LJS	S	215.41	278.40	BZTR-1860-WKS	S	456.01	477.70
		66"(1676mm)	BZTR-1866-LJS	S	230.98	293.97	BZTR-1866-WKS	S	481.84	504.34
		72"(1829mm)	BZTR-1872-LJS	S	246.55	309.54	BZTR-1872-WKS	S	507.67	530.98
24"(610mm)	23.68"(601mm)	16"(406mm)	BZTR-2416-LJS	S	\$112.72	\$175.71	BZTR-2416-WKS		\$291.58	\$ 308.14
		30"(762mm)	BZTR-2430-LJS	S	156.71	219.70	BZTR-2430-WKS		368.51	387.50
		36"(914mm)	BZTR-2436-LJS	S	176.11	239.10	BZTR-2436-WKS		402.67	422.74
		60"(1524mm)	BZTR-2460-LJS	S	253.71	316.70	BZTR-2460-WKS	S	539.31	563.70
		66"(1676mm)	BZTR-2466-LJS	S	273.11	336.10	BZTR-2466-WKS	S	573.47	598.94
		72"(1829mm)	BZTR-2472-LJS	S	292.51	355.50	BZTR-2472-WKS	S	607.63	634.18
30"(762mm)	29.68"(754mm)	16"(406mm)	BZTR-3016-LJS	S	\$124.21	\$187.20	BZTR-3016-WKS		\$316.57	\$ 333.94
36"(914mm)	35.36"(898mm)	30"(762mm)	BZTR-3630-LJS	S	\$195.01	\$258.00	BZTR-3630-WKS		\$451.81	\$ 473.50
		36"(914mm)	BZTR-3636-LJS	S	222.07	285.06	BZTR-3636-WKS		502.63	525.94
		60"(1524mm)	BZTR-3660-LJS	S	326.48	389.47	BZTR-3660-WKS	S	697.58	727.10
		66"(1676mm)	BZTR-3666-LJS	S	353.54	416.53	BZTR-3666-WKS	S	748.40	779.54
		72"(1829mm)	BZTR-3672-LJS	S	380.60	443.59	BZTR-3672-WKS	S	799.22	831.98
		30"(762mm)	BZTR-4830-LJS	S	\$233.31	\$296.30	BZTR-4830-WKS		535.11	559.50
48"(1219mm)	47.36"(1203mm)	36"(914mm)	BZTR-4836-LJS	S	268.03	331.02	BZTR-4836-WKS		602.59	629.14
		60"(1524mm)	BZTR-4860-LJS	S	403.08	466.07	BZTR-4860-WKS	S	864.18	899.10
		66"(1676mm)	BZTR-4866-LJS	S	437.80	500.79	BZTR-4866-WKS	S	931.66	968.74
		72"(1829mm)	BZTR-4872-LJS	S	472.52	535.51	BZTR-4872-WKS	S	\$999.14	\$1038.38

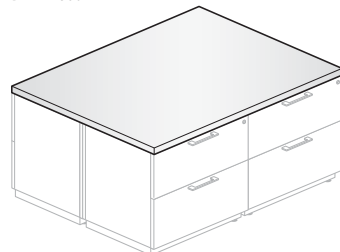
Individual/Common Storage Tops
— For use with Proud Finished Back and Inset Unfinished Back Units



BZTR-1830



BZTR-1860



BZTR-3660

Features

- Includes 1-3/16"(30mm) thick Individual or Common Storage Top and attachment hardware.
- Available in laminate or wood veneer:
 - laminate surface with 3mm edgeband on front and back edge; 1mm edgeband on sides.
 - wood surface with 3mm wood edgeband on front and back; 1mm wood edgeband on sides.
- Available for storage applications with inset unfinished back or separately specified proud finished back; specify accordingly.
- Common storage tops require all storage units to have the same back option; inset unfinished backs or separately specified proud finished backs.
- Storage tops are dimensioned to accommodate storage units with inset back or separately specified proud finished attached back:
 - Specify "S" to accommodate storage unit with inset unfinished back.
 - Specify "A" to accommodate storage units with separately specified proud finished back.

Specification Tips

- Dimensioned for use with Compose Storage only; freestanding application.
- Individual Storage Top for use with a single pedestal, a single storage unit, a single file; lateral, combination or open shelf.
- Common Storage Top is for use with two side-by-side lower storage units in a single row; application may be mirrored for a back-to-back application. For use with storage units or files; lateral, combination or open shelf.
- All storage units must have the same back option in a common storage top application.
- May be used on lower storage with or without spacer.
- Refer to Specification Guide for planning information.

To Order, Specify:**Laminate Surface**

- Product number, including:

① Unit Back Option:

- A** Proud Finished Back
S Inset Unfinished Back

- Laminate surface color.
- Edge trim color.

Wood Surface

- Product number, including:

① Unit Back Option:

- A** Proud Finished Back
S Inset Unfinished Back

② Grain Direction
(30" and 36" widths only)

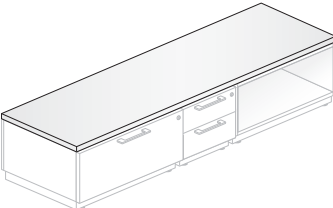
- S** Side-to-Side
C Front-to-Back

- Wood finish for surface/edge.

Continuous Storage Tops

Nominal Depth	Nominal Width	Laminate Number 1	Laminate A	B	Wood Number 1	Wood Group A	Group B
Side-by-Side							
18"(457mm)	62"(1575mm)	BZTB-1862-LJS S	\$220.60	\$283.59	BZTB-1862-WKS S	\$464.62	\$486.58
	68"(1727mm)	BZTB-1868-LJS S	236.17	299.16	BZTB-1868-WKS S	490.45	513.22
	76"(1930mm)	BZTB-1876-LJS S	256.93	319.92	BZTB-1876-WKS S	524.89	548.74
	88"(2235mm)	BZTB-1888-LJS S	288.07	351.06	BZTB-1888-WKS S	576.55	602.02
	90"(2286mm)	BZTB-1890-LJS S	293.26	356.25	BZTB-1890-WKS S	585.16	610.90
	96"(2438mm)	BZTB-1896-LJS S	308.83	371.82	BZTB-1896-WKS S	610.99	637.54
	102"(2591mm)	BZTB-18A2-LJS S	324.40	387.39	BZTB-18A2-WKS S	636.82	664.18
	108"(2743mm)	BZTB-18A8-LJS S	339.97	402.96	BZTB-18A8-WKS S	662.65	690.82
24"(610mm)	62"(1575mm)	BZTB-2462-LJS S	\$258.90	\$321.89	BZTB-2462-WKS S	\$547.92	\$572.58
	68"(1727mm)	BZTB-2468-LJS S	278.30	341.29	BZTB-2468-WKS S	582.08	607.82
	76"(1930mm)	BZTB-2476-LJS S	302.89	365.88	BZTB-2476-WKS S	624.85	651.94
	88"(2235mm)	BZTB-2488-LJS S	341.69	404.68	BZTB-2488-WKS S	693.17	722.42
	90"(2286mm)	BZTB-2490-LJS S	350.71	413.70	BZTB-2490-WKS S	710.11	739.90
	96"(2438mm)	BZTB-2496-LJS S	370.11	433.10	BZTB-2496-WKS S	744.27	775.14
	102"(2591mm)	BZTB-24A2-LJS S	389.51	452.50	BZTB-24A2-WKS S	778.43	810.38
	108"(2743mm)	BZTB-24A8-LJS S	408.91	471.90	BZTB-24A8-WKS S	812.59	845.62

Continuous Storage Tops —
For use with Proud Finished Back
and Inset Unfinished
Back Units



BZTB-1862

Continuous Storage Top
Accommodates

Width	Storage Combined Widths
62"	16"/16"/30"
68"	16"/16"/36"
76"	16"/30"/30"
88"	16"/36"/36"
90"	30"/30"/30"
96"	30"/30"/36"
102"	36"/36"/30"
108"(A8)	36"/36"/36"

Features

- Includes 1-3/16(30mm) thick Continuous Storage Top and attachment hardware.
- Available in laminate or wood veneer:
 - laminate surface with 3mm edgeband on front and back edge; 1mm edgeband on sides.
 - wood veneer surface with 3mm wood edgeband on front and back; 1mm wood edgeband on sides.
- Available for storage applications with inset unfinished back or separately specified proud finished back; specify accordingly.
- Continuous storage tops require all storage units to have the same back option; inset unfinished backs or separately specified proud finished backs.

Specification Tips

- Dimensioned for use with Compose Storage only; freestanding application. For use with pedestal, storage unit or file; lateral, combination or open shelf.
- Continuous Storage Top is for use with three side-by-side lower storage units in a single row application.
- Storage tops are dimensional to accommodate storage units with an inset unfinished back or separately specified proud finished attached back.
 - Specify "S" to accommodate storage unit with inset unfinished back.
 - Specify "A" to accommodate storage unit with separately specified proud finished back.
- All storage units must have the same back option in a continuous storage top application.
- May be used on lower storage with or without spacer.
- Refer to Specification Guide for additional planning information.

To Order, Specify:

Laminate Surface

- 1) Product number, including:

1 Unit Back Option:

- A Proud Finished Back
S Inset Unfinished Back

- 2) Laminate surface color.
3) Edge trim color.

Wood Surface

- 1) Product number, including:

1 Unit Back Option:

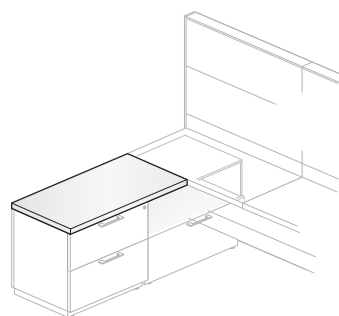
- A Proud Finished Back
S Inset Unfinished Back

- 2) Wood finish for surface/edge.

Off-Modular Storage Tops

Nominal Depth	Actual Depth	Width	Laminate Number	①	Laminate A	B	Wood Number	①②	Wood Group A	Group B
18"(457mm)	17.68"(449mm)	30"(762mm)	BZTM-1830-LJS	S	\$137.56	\$200.55	BZTM-1830-WKS		\$326.86	\$344.50
		36"(914mm)	BZTM-1836-LJS	S	153.13	216.12	BZTM-1836-WKS		352.69	371.14
		42"(1067mm)	BZTM-1842-LJS	S	168.70	231.69	BZTM-1842-WKS		378.52	397.78
		48"(1219mm)	BZTM-1848-LJS	S	184.27	247.26	BZTM-1848-WKS		404.35	424.42
		54"(1372mm)	BZTM-1854-LJS	S	199.84	262.83	BZTM-1854-WKS	S	430.18	451.06
24"(610mm)	23.68"(601mm)	30"(762mm)	BZTM-2430-LJS	S	\$156.71	\$219.70	BZTM-2430-WKS		\$368.51	\$387.50
		36"(914mm)	BZTM-2436-LJS	S	176.11	239.10	BZTM-2436-WKS		402.67	422.74
		42"(1067mm)	BZTM-2442-LJS	S	195.51	258.50	BZTM-2442-WKS		436.83	457.98
		48"(1219mm)	BZTM-2448-LJS	S	214.91	277.90	BZTM-2448-WKS		470.99	493.22
		54"(1372mm)	BZTM-2454-LJS	S	234.31	297.30	BZTM-2454-WKS	S	505.15	528.46
36"(914mm)	35.36"(898mm)	30"(762mm)	BZTM-3630-LJS	S	\$195.01	\$258.00	BZTM-3630-WKS		\$451.81	\$473.50
		36"(914mm)	BZTM-3636-LJS	S	222.07	285.06	BZTM-3636-WKS		502.63	525.94
		42"(1067mm)	BZTM-3642-LJS	S	249.13	312.12	BZTM-3642-WKS		553.45	578.38
		48"(1219mm)	BZTM-3648-LJS	S	276.19	339.18	BZTM-3648-WKS		604.27	630.82
		54"(1372mm)	BZTM-3654-LJS	S	303.25	366.24	BZTM-3654-WKS	S	655.09	683.26
48"(1219mm)	47.36"(1203mm)	30"(762mm)	BZTM-4830-LJS	S	\$233.31	\$296.30	BZTM-4830-WKS		\$535.11	\$559.50
		36"(914mm)	BZTM-4836-LJS	S	268.03	331.02	BZTM-4836-WKS		602.59	629.14
		42"(1067mm)	BZTM-4842-LJS	S	302.75	365.74	BZTM-4842-WKS		670.07	698.78
		48"(1219mm)	BZTM-4848-LJS	S	337.47	400.46	BZTM-4848-WKS		737.55	768.42
		54"(1372mm)	BZTM-4854-LJS	S	372.19	435.18	BZTM-4854-WKS	S	805.03	838.06

For use in off-modular Proud Finished Back and Inset Unfinished Back Units



BZTM-1836

Features

- Includes 1-3/16" (406mm) thick Off-Modular Storage Top and attachment hardware.
- Available in laminate or wood veneer:
 - laminate surface with 3mm edgeband on front and back edge; 1mm edgeband on sides.
 - wood veneer surface with 3mm wood edgeband on front and back; 1mm wood edgeband on sides.
- Available for nested storage applications with inset unfinished backs or separately specified proud finished backs; specify accordingly.
- Off-Modular storage tops require all storage units have the same back option; inset unfinished backs or a separately specified proud finished backs.

Specification Tips

- Dimensioned for use with Compose Storage only. For use with storage units or files; lateral, combination or open shelf.
- Designed for a nested storage application; a portion of the lower storage application is nested beneath a 1 3/16" thick panel mounted Adaptable worksurface.
- Off-Modular Storage Top is for use with:
 - two side-by-side lower storage units in a single row; one storage unit is nested beneath a panel mounted adaptable worksurface.
 - two side-by-side lower storage units in a mirrored application; two storage units are nested beneath a panel mounted adaptable worksurface.
- Off-Modular Storage tops are dimensioned to accommodate storage units with an inset unfinished back or separately specified proud finished attached back:
 - Specify "S" to accommodate storage unit with inset unfinished back.
 - Specify "A" to accommodate storage unit with separately specified proud finished back.
- All storage units must have the same back option in an off-modular storage top application.
- Refer to Specification Guide for planning information.

To Order, Specify:

Laminate Surface

- Product number, including:

① Unit Back Option:

- A** Proud Finished Back
- S** Inset Unfinished Back

- Laminate surface color.

- Edge trim color.

Wood Surface

- Product number, including:

① Unit Back Option:

- A** Proud Finished Back
- S** Inset Unfinished Back

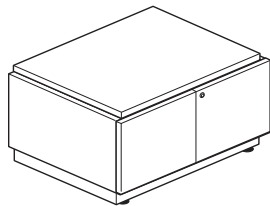
② Grain Direction

(30", 36", 42", 48" widths only)

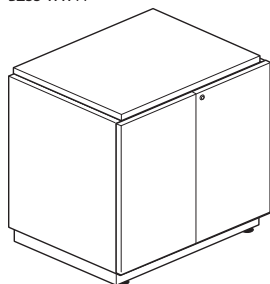
- S** Side-to-Side
- C** Front-to-Back

- Wood finish for surface/edge.

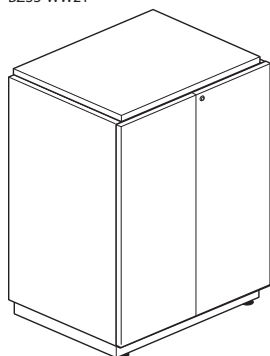
Storage Unit with Doors



BZSS-WW1T



BZSS-WW2T



BZSS-WW3T

Note: Graphics shown with solid spacer and plinth base.

Features

- Storage Units with doors include:
 - Matched veneer door fronts.
 - Standard with finished interior.
 - Base or leg options.
 - Floating spacer option has a finished top.
 - Solid spacer option has an unfinished top.
- Available on:
 - Laminate case with unfinished inset back and laminate touch-latch doors.
 - Wood case standard with unfinished inset back and wood touch-latch doors.
- Shelves are 0.75”(19mm) thick and adjust 1.26”(32mm) up or down only.
 - One-high: open interior storage.
 - Two-high: one adjustable shelf.
 - Three-high: two adjustable shelves.
- Interior height dimension is based upon leg/base option chosen; refer to Specification Guide.
- Base/Leg Options:
 - Side Panel Base (E); sides/front extend to floor; side panels are part of case.
 - Plinth Base with wood edge (Q); requires wood finish.
 - Plinth Base with plastic edge (L); requires edge trim color.
 - Chamfer leg (P); requires trim color.
- Glide adjustment range:
 - Side Panel Base: 1”(25mm).
 - Plinth Base/Chamfer Leg: 1.25”(32mm).
- Locking Options:
 - Touch-latch wood doors available with or without lock.
 - Lock plugs available in chrome or black.
- For lock options, refer to Lock Program Price List.
- Spacer Options:
 - Floating Spacer (F); requires trim color (finished top).
 - Solid Spacer with wood edge (Q); requires wood edge finish (unfinished top).
 - Solid Spacer with plastic edge (L); requires edge trim color (unfinished top).
 - No Spacer (U); no surface specification required (unfinished top).
 - No Spacer (N); no surface specification required (finished top).
- Floating and solid spacers are 1 3/16”(30mm) high.
- Case ships assembled; Spacers and Base/Legs require field installation.

Specification Tips

- Finished Back is separately specified when storage unit back is exposed.
- Two-high storage unit requires a solid or floating spacer for a 29”(737mm) high Adaptable worksurface.
- For panel mounted applications; separately specify appropriate attachment brackets for support and load purposes.
- Storage Unit:
 - with solid spacer are not intended for use with a knife edge Adaptable worksurface due to dimensional differences.
 - without spacer with finished or unfinished top may be used in a slip-fit or nested Adaptable worksurface application.
 - without spacer are for use with edgeband Adaptable worksurface only; not intended for use with cascade or knife edges due to dimensional differences.
 - are not designed for use with T-Mold Adaptable worksurfaces.
- Counterweight is not needed in a storage unit with doors.
- Side panel base option provides approximately 1-5/8”(41mm) additional interior storage capacity. Refer to Specification Guide for details.
- Stack-on Storage:
 - may be used with one-or two-high storage unit; storage unit and stack-on to be same width.
 - not for use with three-high storage unit.
- Refer to Specification Guide for planning information.

To Order, Specify:

- Product number, including:

1 Case Options:

- LL** Laminate
- WW** Wood

2 Base/Leg Options:

- E** Side Panel Base
- Q** Plinth Base/Wood Edge, add **\$296.77** list.
- L** Plinth Base/Plastic Edge, add **\$270.30** list.
- P** Chamfer Leg, add **\$88.25** list.

3 Lock Options:

- L** Locking, add **\$114.73** list.
- N** Non-locking

4 Spacer Options:

- F** Floating Spacer/finished top 18”(457mm) deep, add **\$124.38** list. 24”(610mm) deep, add **\$137.36** list.
- Q** Solid Spacer/Wood Edge/unfinished top, add **\$269.32** list.
- L** Solid Spacer/Plastic Edge/unfinished top, add **\$173.06** list.
- U** No Spacer/unfinished top
- N** No Spacer/finished top

- Case wood finish or laminate surface color.

- Base/Leg trim color:
 - Side Panel Base (E) - (No finish specification.)
 - Plinth Base (Q) - Wood finish
 - Plinth Base (L) - Edge trim color.
 - Chamfer (P) - Trim color.

- Spacer trim color:
 - Floating Spacer (F) - Trim color
 - Solid Spacer (Q) - Wood edge finish
 - Solid Spacer (L) - Edge trim color.

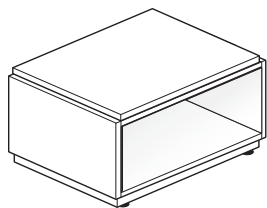
- Lock plug trim color, if applicable.
- Laminate case edge trim color, if applicable.

Storage Unit with Doors

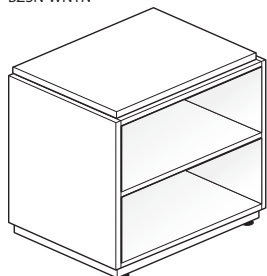
Actual Height No Spacer	Actual Height w/Spacer	Actual Depth Inset Back*	Actual Width	Number ①	②	③	④	Laminate A	B	Wood Group A	Group B
One-High											
14.8"(376mm)	16.0"(406mm)	16.93"(430mm)	29.88"(759mm)	BZSS-1830-	1T			\$1065.90	\$1151.19	\$1480.10	\$1568.90
			35.88"(911mm)	BZSS-1836-	1T			1109.39	1194.68	1541.95	1631.85
		22.93"(582mm)	29.88"(759mm)	BZSS-2430-	1T			1104.22	1189.51	1539.06	1629.11
			35.88"(911mm)	BZSS-2436-	1T			1147.71	1233.00	1600.91	1692.06
Two-High											
26.9"(683mm)	28.0"(711mm)	16.93"(430mm)	29.88"(759mm)	BZSS-1830-	2T			\$1410.11	\$1495.40	\$1824.31	\$1913.11
			35.88"(911mm)	BZSS-1836-	2T			1453.60	1538.89	1886.16	1976.06
		22.93"(582mm)	29.88"(759mm)	BZSS-2430-	2T			1448.43	1533.72	1883.27	1973.32
			35.88"(911mm)	BZSS-2436-	2T			1491.92	1577.21	1945.12	2036.27
Three-High											
38.9"(988mm)	40.1"(1019mm)	16.93"(430mm)	29.88"(759mm)	BZSS-1830-	3T			\$1810.54	\$1895.83	\$2224.74	\$2313.54
			35.88"(911mm)	BZSS-1836-	3T			1854.03	1939.32	2286.59	2376.49
		22.93"(582mm)	29.88"(759mm)	BZSS-2430-	3T			1848.86	1934.15	2283.70	2373.75
			35.88"(911mm)	BZSS-2436-	3T			1892.35	1977.64	2345.55	2436.70

*Unfinished Inset Back

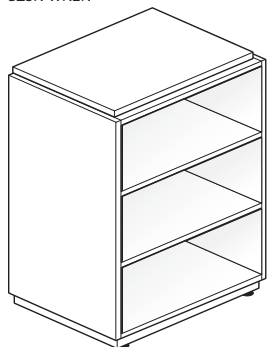
Storage Unit without Doors



BZSN-WN1N



BZSN-WN2N



BZSN-WN3N

Note: Graphics shown with solid spacer and plinth base.

Features

- Storage Units without doors include:
 - Standard with unfinished inset back.
 - Standard with finished interior.
 - Base or leg options.
 - Floating spacer option has a finished top.
 - Solid spacer option has an unfinished top.
- Shelves are 0.75" (19mm) thick and adjust 1.26" (32mm) up or down only.
 - One-high: open interior storage.
 - Two-high: one adjustable shelf.
 - Three-high: two adjustable shelves.
- Interior height dimension is based upon leg/base option chosen; refer to Specification Guide.
- Base/Leg Options:
 - Plinth Base with wood edge (Q); requires wood finish.
 - Plinth Base with plastic edge (L); requires edge trim color.
 - Chamfer leg (P); requires trim color.
- Glide adjustment range:
 - Side Panel Base: 1" (25mm).
 - Plinth Base/Chamfer Leg: 1.25" (32mm).
- Spacer Options:
 - Floating Spacer (F); requires trim color (finished top).
 - Solid Spacer with wood edge (Q); requires wood edge finish (unfinished top).
 - Solid Spacer with plastic edge (L); requires edge trim color (unfinished top).
 - No Spacer (U); no surface specification required (unfinished top).
 - No Spacer (N); no surface specification required (finished top).
- Floating and solid spacers are 1 3/16" (30mm) high.
- Case ships assembled; Spacers and Plinth Base/Legs require field installation.

Specification Tips

- Finished Back is separately specified when storage unit back is exposed.
- Two-high storage unit requires a solid or floating spacer for a 29" (737mm) high Adaptable worksurface.
- For panel mounted applications; separately specify appropriate attachment brackets for support and load purposes.
- Storage Unit without Doors:
 - with solid spacer is not intended for use with a knife edge Adaptable worksurface due to dimensional differences.
 - without spacer with finished or unfinished top may be used in a slip-fit or nested Adaptable worksurface application.
 - without spacer is for use with edgeband Adaptable worksurface only; not intended for use with cascade or knife edges due to dimensional differences.
 - is not designed for use with T-Mold Adaptable worksurfaces
- Counterweight is not needed in a storage unit.
- Side panel base option provides approximately 1-5/8" (41mm) additional interior storage capacity. Refer to Specification Guide for details.
- Stack-on Storage:
 - may be used with one- or two-high storage unit; storage unit and stack-on to be same width.
 - may not be used with three-high storage unit.
- Refer to Specification Guide for planning information.

To Order, Specify:

- Product number, including:

1 Case Options:

- LN** Laminate
- WN** Wood

2 Base/Leg Options:

- E** Side Panel Base
- Q** Plinth Base/Wood Edge, add **\$296.77** list.
- L** Plinth Base/Plastic Edge, add **\$270.30** list.
- P** Chamfer Leg, add **\$88.25** list.

3 Spacer Options:

- F** Floating Spacer/finished top 18" (457mm) deep, add **\$124.38** list. 24" (610mm) deep, add **\$137.36** list.
- Q** Solid Spacer/Wood Edge/unfinished top, add **\$269.32** list.
- L** Solid Spacer/Plastic Edge/unfinished top, add **\$173.06** list.
- U** No Spacer/unfinished top
- N** No Spacer/finished top

- Case wood finish or laminate surface color.

- Base/Leg trim color:
 - Side Panel Base (E) - (No finish specification.)
 - Plinth Base (Q) - Wood finish
 - Plinth Base (L) - Edge trim color.
 - Chamfer (P) - Trim color.

- Spacer trim color:
 - Floating Spacer (F) - Trim color
 - Solid Spacer (Q) - Wood edge finish
 - Solid Spacer (L) - Edge trim color

- Laminate case edge trim color, if applicable.

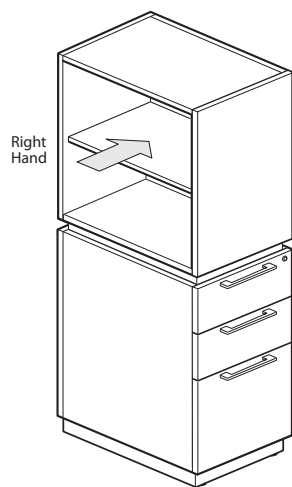
Storage Unit without Doors

Actual Height No Spacer	Actual Height w/Spacer	Nominal Depth Inset Back*	Actual Width	Number	①	②	③	Laminate A	B	Wood Group A	Group B
One-High											
14.8"(376mm)	16.0"(406mm)	16"(406mm)	29.88"(759mm)	BZSN-1830-	1N	N		\$ 829.55	\$ 895.92	\$1158.84	\$1228.36
			35.88"(911mm)	BZSN-1836-	1N	N		876.25	942.62	1218.84	1275.06
		22"(559mm)	29.88"(759mm)	BZSN-2430-	1N	N		873.50	939.87	1218.39	1272.31
			35.88"(911mm)	BZSN-2436-	1N	N		920.20	986.57	1278.39	1319.01
Two-High											
26.9"(683mm)	28.0"(711mm)	16"(406mm)	29.88"(759mm)	BZSN-1830-	2N	N		\$1194.40	\$1260.77	\$1523.69	\$1593.21
			35.88"(911mm)	BZSN-1836-	2N	N		1241.10	1307.47	1583.69	1639.91
		22"(559mm)	29.88"(759mm)	BZSN-2430-	2N	N		1238.35	1304.72	1583.24	1637.16
			35.88"(911mm)	BZSN-2436-	2N	N		1285.05	1351.42	1643.24	1683.86
Three-High											
38.9"(988mm)	40.1"(1019mm)	16"(406mm)	29.88"(759mm)	BZSN-1830-	3N	N		\$1517.97	\$1584.34	\$1847.26	\$1916.78
			35.88"(911mm)	BZSN-1836-	3N	N		1564.67	1631.04	1907.26	1963.48
		22"(559mm)	29.88"(759mm)	BZSN-2430-	3N	N		1561.92	1628.29	1906.81	1960.73
			35.88"(911mm)	BZSN-2436-	3N	N		1608.62	1674.99	1966.81	2007.43

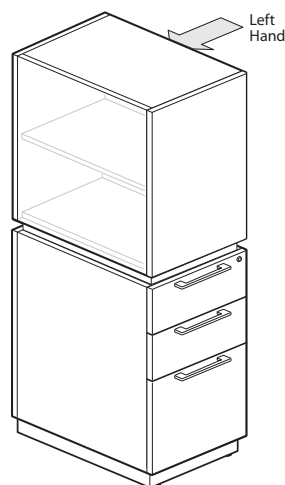
*Unfinished Inset Back

This page intentionally blank

Personal Storage Tower with Side Bookcase



BZRH-4924-LQR



BZRH-4924-LQL

Features

- Freestanding Personal Storage Tower with Side Bookcase includes:
 - Base or leg and drawer pull options.
 - Bookcase with side access.
 - Wood drawer front edge banding matches wood drawer fronts.
 - Matched veneer drawer fronts.
 - Wood English dovetailed Baltic Birch or black miterfold drawer interiors.
 - Bookcase interior/shelves are same wood/finish specified on case.
- Available on:
 - Laminate case with back with inset top, drawer fronts and bookcase interior.
 - Wood case standard with finished wood back, inset top, drawer fronts and bookcase interior.
- Bookcase includes:
 - 49"/57" high: one adjustable self
 - 65"/73" high: two adjustable shelves
 - Shelf adjustment: 1.26"(32mm) up or down only
- Box drawers include one black plastic divider each.
- One black plastic pencil tray included.
- File drawer includes integrated file hanging system and two file hangar bars per drawer for letter front-to-back filing.
- All drawers have full extension slides.
- Standard with single lock; lock plug available in chrome or black.
- For lock options refer to Lock Program Price List.
- Drawer Options:
 - Black miterfold (B)
 - Wood English dovetailed Baltic Birch (W)
- Drawer Pull Options:
 - Crescent (7), Linear (8) and Classic (9) pulls standard in Brushed Nickel finish (no specification required).
 - Patterns (6) pull standard in Anodized Aluminum finish (no specification required).
 - Wood Finger Pull (F) is same wood/finish specified on case (Group B only).
 - Integrated Aluminum J-Pull (K); aluminum finger pull requires trim color.
- Base/Leg Options:
 - Side Panel Base (E); sides/front extend to floor; side panels are part of case.
 - Plinth Base with wood edge (Q); requires wood finish.
 - Plinth Base with plastic edge (L); requires edge trim color.
 - Chamfer leg (P); requires trim color.
- Glide height adjustment ranges:
 - Chamfer leg: 1.25"(32mm).
 - Side Panel Base/Plinth Base: 2"(51mm).
- Side bookcase orientation:
 - (R) right-hand side of unit
 - (L) left-hand side of unit
- Spacer Options:
 - Solid Spacer with wood edge (Q); requires wood finish.
 - Solid Spacer with plastic edge (L); requires edge trim color.
- Solid Spacers are 1 3/16"(30mm) high.
- Case ships assembled; Base/Legs require field installation.

Specification Tips

- Counterweight is not needed in a personal storage tower.
- Personal Storage Tower heights compliment Compose panel heights.
- Personal Storage Tower with Side Bookcase does not accommodate additional shelves.
- Refer to Specification Guide for planning information.

To Order, Specify:

- Product number, including:

1 Case Options:

LL Laminate

WW Wood

2 Drawer Options:

B Black Miterfold

W Wood, add **\$83.54** list.

3 Pull Options:

6 Patterns, add **\$59.49** list per pull.

7 Crescent

8 Linear

9 Classic

F Wood Finger Pull (Group B only)

K Aluminum J-Pull, add **\$70.33** list per pull.

4 Base/Leg Options:

E Side Panel Base

Q Plinth Base/Wood Edge, add **\$186.45** list.

L Plinth Base/Plastic Edge, add **\$159.97** list.

P Chamfer Leg, add **\$88.25** list.

5 Spacer Option:

Q Solid Spacer/Wood Edge, add **\$156.83**.

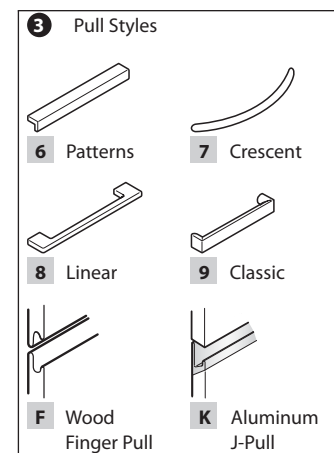
L Solid Spacer/Plastic Edge, no upcharge.

6 Bookcase Orientation:

R Right hand bookcase

L Left hand bookcase

- Case wood finish or laminate surface color.
- Base/Leg trim color.
- Side Panel Base (E) - (No finish specification).
Plinth Base (Q) - Wood finish.
Plinth Base (L) - Edge trim color.
Chamfer (P) - Trim color.
- Spacer trim color.
Solid Spacer (Q) - Wood finish.
Solid Spacer (L) - Edge trim color.
- Lock plug trim color.
- Aluminum J-Pull trim color, if applicable.
- Laminate case edge trim color, if applicable.



Personal Storage Tower with Side Bookcase

Actual Height	Actual Depth	Actual Width	Description	Pull	Number	1	2	3	4	5	6	Laminate A	B	Wood Group A	Group B
49"(1245mm)	17.68"(449mm)	15.5"(394mm)	Box/Box/File	7,8,9	BZRH-4918-					L		\$1982.64	\$2140.98	\$2533.37	\$2630.89
				K	BZRH-4918-			K	L			2201.99	2360.33	2752.72	2850.24
				F	BZRH-4918-WW		F	L				N/A	N/A	N/A	2630.89
				6	BZRH-4918-		6	L				2168.24	2326.58	2718.97	2816.49
57"(1448mm)	17.68"(449mm)	15.5"(394mm)	Box/Box/File	7,8,9	BZRH-5718-					L		\$2045.74	\$2209.13	\$2615.99	\$2728.21
				K	BZRH-5718-			K	L			2265.09	2428.48	2835.34	2947.56
				F	BZRH-5718-WW		F	L				N/A	N/A	N/A	2728.21
				6	BZRH-5718-		6	L				2231.34	2394.73	2801.59	2913.81
65"(1651mm)	17.68"(449mm)	15.5"(394mm)	Box/Box/File	7,8,9	BZRH-6518-					L		\$2108.84	\$2277.28	\$2698.61	\$2825.53
				K	BZRH-6518-			K	L			2328.19	2496.63	2917.96	3044.88
				F	BZRH-6518-WW		F	L				N/A	N/A	N/A	2825.53
				6	BZRH-6518-		6	L				2294.44	2462.88	2884.21	3011.13
73"(1854mm)	17.68"(449mm)	15.5"(394mm)	Box/Box/File	7,8,9	BZRH-7318-					L		\$2171.94	\$2345.43	\$2781.23	\$2922.85
				K	BZRH-7318-			K	L			2391.29	2564.78	3000.58	3142.20
				F	BZRH-7318-WW		F	L				N/A	N/A	N/A	2922.85
				6	BZRH-7318-		6	L				2357.54	2531.03	2966.83	3108.45
49"(1245mm)	17.68"(449mm)	15.5"(394mm)	File/File	7,8,9	BZRJ-4918-					L		\$1982.64	\$2140.98	\$2533.37	\$2630.89
				K	BZRJ-4918-			K	L			2201.99	2360.33	2752.72	2850.24
				F	BZRJ-4918-WW		F	L				N/A	N/A	N/A	2630.89
				6	BZRJ-4918-		6	L				2168.24	2326.58	2718.97	2816.49
57"(1448mm)	17.68"(449mm)	15.5"(394mm)	File/File	7,8,9	BZRJ-5718-					L		\$2045.74	\$2209.13	\$2615.99	\$2728.21
				K	BZRJ-5718-			K	L			2265.09	2428.48	2835.34	2947.56
				F	BZRJ-5718-WW		F	L				N/A	N/A	N/A	2728.21
				6	BZRJ-5718-		6	L				2231.34	2394.73	2801.59	2913.81
65"(1651mm)	17.68"(449mm)	15.5"(394mm)	File/File	7,8,9	BZRJ-6518-					L		\$2108.84	\$2277.28	\$2698.61	\$2825.53
				K	BZRJ-6518-			K	L			2328.19	2496.63	2917.96	3044.88
				F	BZRJ-6518-WW		F	L				N/A	N/A	N/A	2825.53
				6	BZRJ-6518-		6	L				2294.44	2462.88	2884.21	3011.13
73"(1854mm)	17.68"(449mm)	15.5"(394mm)	File/File	7,8,9	BZRJ-7318-					L		\$2171.94	\$2345.43	\$2781.23	\$2922.85
				K	BZRJ-7318-			K	L			2391.29	2564.78	3000.58	3142.20
				F	BZRJ-7318-WW		F	L				N/A	N/A	N/A	2922.85
				6	BZRJ-7318-		6	L				2357.54	2531.03	2966.83	3108.45
49"(1245mm)	23.68"(601mm)	15.5"(394mm)	Box/Box/File	7,8,9	BZRH-4924-					L		\$2025.09	\$2186.83	\$2589.59	\$2697.11
				K	BZRH-4924-			K	L			2244.44	2406.18	2808.94	2916.46
				F	BZRH-4924-WW		F	L				N/A	N/A	N/A	2697.11
				6	BZRH-4924-		6	L				2210.69	2372.43	2775.19	2882.71
57"(1448mm)	23.68"(601mm)	15.5"(394mm)	Box/Box/File	7,8,9	BZRH-5724-					L		\$2088.19	\$2254.98	\$2672.21	\$2794.43
				K	BZRH-5724-			K	L			2307.54	2474.33	2891.56	3013.78
				F	BZRH-5724-WW		F	L				N/A	N/A	N/A	2794.43
				6	BZRH-5724-		6	L				2273.79	2440.58	2857.81	2980.03
65"(1651mm)	23.68"(601mm)	15.5"(394mm)	Box/Box/File	7,8,9	BZRH-6524-					L		\$2151.29	\$2323.13	\$2754.83	\$2891.75
				K	BZRH-6524-			K	L			2370.64	2542.48	2974.18	3111.10
				F	BZRH-6524-WW		F	L				N/A	N/A	N/A	2891.75
				6	BZRH-6524-		6	L				2336.89	2508.73	2940.43	3077.35
73"(1854mm)	23.68"(601mm)	15.5"(394mm)	Box/Box/File	7,8,9	BZRH-7324-					L		\$2214.39	\$2391.28	\$2837.45	\$2989.07
				K	BZRH-7324-			K	L			2433.74	2610.63	3056.80	3208.42
				F	BZRH-7324-WW		F	L				N/A	N/A	N/A	2989.07
				6	BZRH-7324-		6	L				2399.99	2576.88	3023.05	3174.67
49"(1245mm)	23.68"(601mm)	15.5"(394mm)	File/File	7,8,9	BZRJ-4924-					L		\$2025.09	\$2186.83	\$2589.59	\$2697.11
				K	BZRJ-4924-			K	L			2244.44	2406.18	2808.94	2916.46
				F	BZRJ-4924-WW		F	L				N/A	N/A	N/A	2697.11
				6	BZRJ-4924-		6	L				2210.69	2372.43	2775.19	2882.71
57"(1448mm)	23.68"(601mm)	15.5"(394mm)	File/File	7,8,9	BZRJ-5724-					L		\$2088.19	\$2254.98	\$2672.21	\$2794.43
				K	BZRJ-5724-			K	L			2307.54	2474.33	2891.56	3013.78
				F	BZRJ-5724-WW		F	L				N/A	N/A	N/A	2794.43
				6	BZRJ-5724-		6	L				2273.79	2440.58	2857.81	2980.03
65"(1651mm)	23.68"(601mm)	15.5"(394mm)	File/File	7,8,9	BZRJ-6524-					L		\$2151.29	\$2323.13	\$2754.83	\$2891.75
				K	BZRJ-6524-			K	L			2370.64	2542.48	2974.18	3111.10
				F	BZRJ-6524-WW		F	L				N/A	N/A	N/A	2891.75
				6	BZRJ-6524-		6	L				2336.89	2508.73	2940.43	3077.35
73"(1854mm)	23.68"(601mm)	15.5"(394mm)	File/File	7,8,9	BZRJ-7324-					L		\$2214.39	\$2391.28	\$2837.45	\$2989.07
				K	BZRJ-7324-			K	L			2433.74	2610.63	3056.80	3208.42
				F	BZRJ-7324-WW		F	L				N/A	N/A	N/A	2989.07
				6	BZRJ-7324-		6	L				2399.99	2576.88	3023.05	3174.67

Wood finger pull (F) (Group B only).

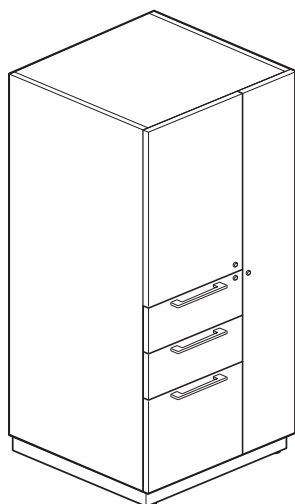
Personal Storage Tower with Side Bookcase

Actual Height	Actual Depth	Actual Width	Description	Pull	Number	1	2	3	4	5	6	Laminate A	B	Wood Group A	Group B
49"(1245mm)	29.68"(754mm)	15.5"(394mm)	Box/Box/File	7,8,9	BZRH-4930-					L		\$2067.54	\$2232.68	\$2645.81	\$2763.33
					K	BZRH-4930-		K	L			2286.89	2452.03	2865.16	2982.68
					F	BZRH-4930-WW		F	L			N/A	N/A	N/A	2763.33
					6	BZRH-4930-		6	L			2253.14	2418.28	2831.41	2948.93
57"(1448mm)	29.68"(754mm)	15.5"(394mm)	Box/Box/File	7,8,9	BZRH-5730-					L		\$2130.64	\$2300.83	\$2728.43	\$2860.65
					K	BZRH-5730-		K	L			2349.99	2520.18	2947.78	3080.00
					F	BZRH-5730-WW		F	L			N/A	N/A	N/A	2860.65
					6	BZRH-5730-		6	L			2316.24	2486.43	2914.03	3046.25
65"(1651mm)	29.68"(754mm)	15.5"(394mm)	Box/Box/File	7,8,9	BZRH-6530-					L		\$2193.74	\$2368.98	\$2811.05	\$2957.97
					K	BZRH-6530-		K	L			2413.09	2588.33	3030.40	3177.32
					F	BZRH-6530-WW		F	L			N/A	N/A	N/A	2957.97
					6	BZRH-6530-		6	L			2379.34	2554.58	2996.65	3143.57
73"(1854mm)	29.68"(754mm)	15.5"(394mm)	Box/Box/File	7,8,9	BZRH-7330-					L		\$2256.84	\$2437.13	\$2893.67	\$3055.29
					K	BZRH-7330-		K	L			2476.19	2656.48	3113.02	3274.64
					F	BZRH-7330-WW		F	L			N/A	N/A	N/A	3055.29
					6	BZRH-7330-		6	L			2442.44	2622.73	3079.27	3240.89
49"(1245mm)	29.68"(754mm)	15.5"(394mm)	File/File	7,8,9	BZRJ-4930-					L		\$2067.54	\$2232.68	\$2645.81	\$2763.33
					K	BZRJ-4930-		K	L			2286.89	2452.03	2865.16	2982.68
					F	BZRJ-4930-WW		F	L			N/A	N/A	N/A	2763.33
					6	BZRJ-4930-		6	L			2253.14	2418.28	2831.41	2948.93
57"(1448mm)	29.68"(754mm)	15.5"(394mm)	File/File	7,8,9	BZRJ-5730-					L		\$2130.64	\$2300.83	\$2728.43	\$2860.65
					K	BZRJ-5730-		K	L			2349.99	2520.18	2947.78	3080.00
					F	BZRJ-5730-WW		F	L			N/A	N/A	N/A	2860.65
					6	BZRJ-5730-		6	L			2316.24	2486.43	2914.03	3046.25
65"(1651mm)	29.68"(754mm)	15.5"(394mm)	File/File	7,8,9	BZRJ-6530-					L		\$2193.74	\$2368.98	\$2811.05	\$2957.97
					K	BZRJ-6530-		K	L			2413.09	2588.33	3030.40	3177.32
					F	BZRJ-6530-WW		F	L			N/A	N/A	N/A	2957.97
					6	BZRJ-6530-		6	L			2379.34	2554.58	2996.65	3143.57
73"(1854mm)	29.68"(754mm)	15.5"(394mm)	File/File	7,8,9	BZRJ-7330-					L		\$2256.84	\$2437.13	\$2893.67	\$3055.29
					K	BZRJ-7330-		K	L			2476.19	2656.48	3113.02	3274.64
					F	BZRJ-7330-WW		F	L			N/A	N/A	N/A	3055.29
					6	BZRJ-7330-		6	L			2442.44	2622.73	3079.27	3240.89

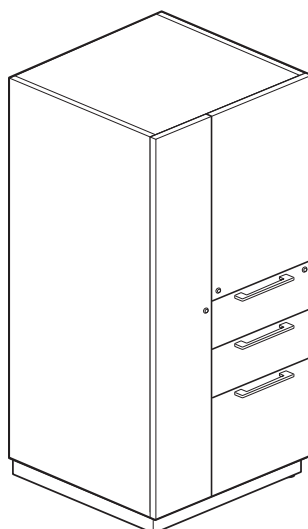
Wood finger pull (F) (Group B only).

This page intentionally blank

Personal Storage Tower with Wardrobe



BZVH-NR



BZVH-NL

Note: Graphics shown with plinth base.

Features

- Freestanding Personal Storage Tower with Wardrobe includes:
 - Wood or laminate case standard with unfinished inset wood back, inset top, drawer fronts and touch-latch doors.
 - Base or leg and drawer pull options.
 - Wardrobe and upper storage units with touch-latch doors.
 - Wood or laminate drawer front edge banding matches wood or laminate drawer/door fronts.
 - Matched veneer drawer and door fronts.
 - Wood English dovetailed Baltic Birch or black miterfold drawer interiors.
 - Wardrobe/upper storage interiors/shelves are same wood/finish specified on case.
- Storage unit includes:
 - 49"(1245mm)/57"(1448mm) high: one adjustable shelf.
 - 65"(1651mm)/73"(1854mm) high: two adjustable shelves.
 - Shelf adjustment: 1.26"(32mm) up or down only.
- Wardrobe includes:
 - 18"(457mm) deep: stainless steel coat hook and one fixed shelf.
 - 24"(610mm)/30"(762mm) deep: chrome coat rod and one fixed shelf.
- File drawer includes integrated file hanging system and two file hanger bars per drawer for letter front-to-back filing.
- All drawers have full extension slides.
- Drawer Options:
 - Black miterfold (B)
 - Wood English dovetailed Baltic Birch (W)
- Drawer Pull Options:
 - Crescent (7), Linear (8) and Classic (9) pulls standard in Brushed Nickel finish (no specification required).
 - Patterns (6) pull standard in Anodized Aluminum finish (no specification required).
 - Wood Finger Pull (F) is same wood/finish specified on case (Group B only).
 - Integrated Aluminum J-Pull (K); aluminum finger pull requires trim color.
- Base/Leg Options:
 - Side Panel Base (E); sides/front extend to floor; side panels are part of case.
 - Plinth Base with wood edge (Q); requires wood finish.
 - Plinth Base with plastic edge (L); requires edge trim color.
 - Chamfer leg (P); requires trim color.
- Glide adjustment range:
 - Side Panel Base: 1"(25mm).
 - Plinth Base/Chamfer Leg: 1.25"(32mm).
- Locking Option:
 - Touch-latch wood doors on wardrobe and storage; both locking or both non-locking.
 - Drawers standard with single lock.
 - Lock plugs available in chrome or black.
 - For Lock options refer to Lock Program Price List.
- Wardrobe orientation:
 - (R) right-hand side of unit
 - (L) left-hand side of unit
- Case ships assembled; Base/Legs require field installation.

Specification Tips

- Finished back is separately specified when personal storage tower with wardrobe back is exposed.
- Counterweight is not needed in a personal storage tower.
- Side panel base option provides approximately 1-5/8"(41mm) additional interior storage capacity on wardrobe side. Refer to Specification Guide for details.
- Personal Storage Tower with Wardrobe does not accommodate additional shelves.
- Refer to Specification Guide for planning information.

To Order, Specify:

- Product number, including:

1 Case Options:

- LL** Laminate
- WW** Wood

2 Drawer Options:

- B** Black Miterfold
- W** Wood, add **\$83.54** list.

3 Pull Options:

- 6** Patterns, add **\$59.49** list per pull.
- 7** Crescent
- 8** Linear
- 9** Classic
- F** Wood Finger Pull (Group B only)
- K** Aluminum J-Pull, add **\$70.33** list per pull.

4 Base/Leg Options:

- E** Side Panel Base
- Q** Plinth Base/Wood Edge, add **\$232.54** list.
- L** Plinth Base/Plastic Edge, add **\$200.10** list.
- P** Chamfer Leg, add **\$88.25** list.

5 Lock Options:

- L** Locking, add **\$236.10** list.
- N** Non-locking

6 Wardrobe Orientation:

- R** Right hand wardrobe
- L** Left hand wardrobe

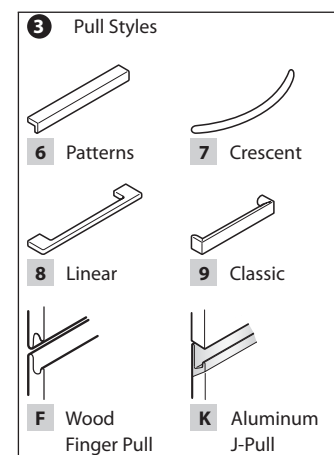
- Case wood finish or laminate surface color.

- Base/Leg trim color:
 - Side Panel Base (E) - (No finish specification.)
 - Plinth Base (Q) - Wood finish.
 - Plinth Base (L) - Edge trim color.
 - Chamfer (P) - Trim color.

- Lock plug trim color.

- Aluminum J-Pull trim color.

- Laminate case edge trim color, if applicable.



Personal Storage Tower with Wardrobe

Actual Height	Actual Depth	Actual Width	Description	Pull	Number	1	2	3	4	5	6	Laminate A	B	Wood Group A	Group B
49"(1245mm)	16.9"(429mm)	23.88"(607mm)	Box/Box/File	7,8,9	BZVH-4918-						N	\$2362.42	\$2541.42	\$3116.23	\$3312.44
					K	BZVH-4918-		K			N	2581.77	2760.77	3335.58	3531.79
					F	BZVH-4918-WW		F			N	N/A	N/A	N/A	3312.44
					6	BZVH-4918-		6			N	2548.02	2727.02	3301.83	3498.04
57"(1448mm)	16.9"(429mm)	23.88"(607mm)	Box/Box/File	7,8,9	BZVH-5718-						N	\$2448.01	\$2633.88	\$3201.82	\$3403.17
					K	BZVH-5718-		K			N	2667.36	2853.23	3421.17	3622.52
					F	BZVH-5718-WW		F			N	N/A	N/A	N/A	3403.17
					6	BZVH-5718-		6			N	2633.61	2819.48	3387.42	3588.77
65"(1651mm)	16.9"(429mm)	23.88"(607mm)	Box/Box/File	7,8,9	BZVH-6518-						N	\$2533.60	\$2726.34	\$3287.41	\$3493.90
					K	BZVH-6518-		K			N	2752.95	2945.69	3506.76	3713.25
					F	BZVH-6518-WW		F			N	N/A	N/A	N/A	3493.90
					6	BZVH-6518-		6			N	2719.20	2911.94	3473.01	3679.50
73"(1854mm)	16.9"(429mm)	23.88"(607mm)	Box/Box/File	7,8,9	BZVH-7318-						N	\$2619.19	\$2818.80	\$3373.00	\$3584.63
					K	BZVH-7318-		K			N	2838.54	3038.15	3592.35	3803.98
					F	BZVH-7318-WW		F			N	N/A	N/A	N/A	3584.63
					6	BZVH-7318-		6			N	2804.79	3004.40	3558.60	3770.23
49"(1245mm)	16.9"(429mm)	23.88"(607mm)	File/File	7,8,9	BZVJ-4918-						N	\$2308.50	\$2482.90	\$3045.10	\$3240.16
					K	BZVJ-4918-		K			N	2527.85	2702.25	3264.45	3459.51
					F	BZVJ-4918-WW		F			N	N/A	N/A	N/A	3240.16
					6	BZVJ-4918-		6			N	2494.10	2668.50	3230.70	3425.76
57"(1448mm)	16.9"(429mm)	23.88"(607mm)	File/File	7,8,9	BZVJ-5718-						N	\$2394.09	\$2575.36	\$3130.69	\$3330.89
					K	BZVJ-5718-		K			N	2613.44	2794.71	3350.04	3550.24
					F	BZVJ-5718-WW		F			N	N/A	N/A	N/A	3330.89
					6	BZVJ-5718-		6			N	2579.69	2760.96	3316.29	3516.49
65"(1651mm)	16.9"(429mm)	23.88"(607mm)	File/File	7,8,9	BZVJ-6518-						N	\$2479.68	\$2667.82	\$3216.28	\$3421.62
					K	BZVJ-6518-		K			N	2699.03	2887.17	3435.63	3640.97
					F	BZVJ-6518-WW		F			N	N/A	N/A	N/A	3421.62
					6	BZVJ-6518-		6			N	2665.28	2853.42	3401.88	3607.22
73"(1854mm)	16.9"(429mm)	23.88"(607mm)	File/File	7,8,9	BZVJ-7318-						N	\$2565.27	\$2760.28	\$3301.87	\$3512.35
					K	BZVJ-7318-		K			N	2784.62	2979.63	3521.22	3731.70
					F	BZVJ-7318-WW		F			N	N/A	N/A	N/A	3512.35
					6	BZVJ-7318-		6			N	2750.87	2945.88	3487.47	3697.95
49"(1245mm)	22.9"(582mm)	23.88"(607mm)	Box/Box/File	7,8,9	BZVH-4924-						N	\$2411.40	\$2594.30	\$3165.21	\$3364.35
					K	BZVH-4924-		K			N	2630.75	2813.65	3384.56	3583.70
					F	BZVH-4924-WW		F			N	N/A	N/A	N/A	3364.35
					6	BZVH-4924-		6			N	2597.00	2779.90	3350.81	3549.95
57"(1448mm)	22.9"(582mm)	23.88"(607mm)	Box/Box/File	7,8,9	BZVH-5724-						N	\$2496.99	\$2686.76	\$3250.80	\$3455.08
					K	BZVH-5724-		K			N	2716.34	2906.11	3470.15	3674.43
					F	BZVH-5724-WW		F			N	N/A	N/A	N/A	3455.08
					6	BZVH-5724-		6			N	2682.59	2872.36	3436.40	3640.68
65"(1651mm)	22.9"(582mm)	23.88"(607mm)	Box/Box/File	7,8,9	BZVH-6524-						N	\$2582.58	\$2779.22	\$3336.39	\$3545.81
					K	BZVH-6524-		K			N	2801.93	2998.57	3555.74	3765.16
					F	BZVH-6524-WW		F			N	N/A	N/A	N/A	3545.81
					6	BZVH-6524-		6			N	2768.18	2964.82	3521.99	3731.41
73"(1854mm)	22.9"(582mm)	23.88"(607mm)	Box/Box/File	7,8,9	BZVH-7324-						N	\$2668.17	\$2871.68	\$3421.98	\$3636.54
					K	BZVH-7324-		K			N	2887.52	3091.03	3641.33	3855.89
					F	BZVH-7324-WW		F			N	N/A	N/A	N/A	3636.54
					6	BZVH-7324-		6			N	2853.77	3057.28	3607.58	3822.14

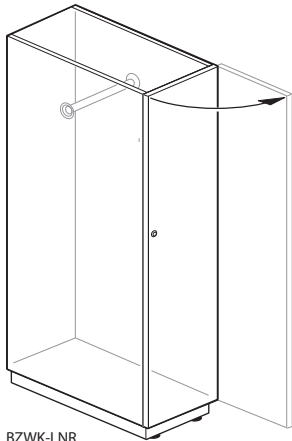
Wood finger pull (F) (Group B only).

Personal Storage Tower with Wardrobe

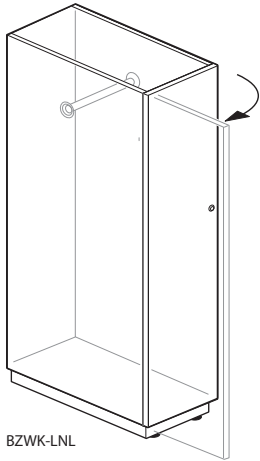
Actual Height	Actual Depth	Actual Width	Description	Pull	Number	1	2	3	4	5	6	Laminate A	B	Wood Group A	Group B
49"(1245mm)	22.9"(582mm)	23.88"(607mm)	File/File	7,8,9	BZVJ-4924-					N		\$2357.48	\$2535.78	\$3094.08	\$3292.07
				K	BZVJ-4924-		K			N		2576.83	2755.13	3313.43	3511.42
				F	BZVJ-4924-WW	F				N		N/A	N/A	N/A	3292.07
				6	BZVJ-4924-		6			N		2543.08	2721.38	3279.68	3477.67
57"(1448mm)	22.9"(582mm)	23.88"(607mm)	File/File	7,8,9	BZVJ-5724-					N		\$2443.07	\$2628.24	\$3179.67	\$3382.80
				K	BZVJ-5724-		K			N		2662.42	2847.59	3399.02	3602.15
				F	BZVJ-5724-WW	F				N		N/A	N/A	N/A	3382.80
				6	BZVJ-5724-		6			N		2628.67	2813.84	3365.27	3568.40
65"(1651mm)	22.9"(582mm)	23.88"(607mm)	File/File	7,8,9	BZVJ-6524-					N		\$2528.66	\$2720.70	\$3265.26	\$3473.53
				K	BZVJ-6524-		K			N		2748.01	2940.05	3484.61	3692.88
				F	BZVJ-6524-WW	F				N		N/A	N/A	N/A	3473.53
				6	BZVJ-6524-		6			N		2714.26	2906.30	3450.86	3659.13
73"(1854mm)	22.9"(582mm)	23.88"(607mm)	File/File	7,8,9	BZVJ-7324-					N		\$2614.25	\$2813.16	\$3350.85	\$3564.26
				K	BZVJ-7324-		K			N		2833.60	3032.51	3570.20	3783.61
				F	BZVJ-7324-WW	F				N		N/A	N/A	N/A	3564.26
				6	BZVJ-7324-		6			N		2799.85	2998.76	3536.45	3749.86
49"(1245mm)	28.9"(734mm)	23.88"(607mm)	Box/Box/File	7,8,9	BZVH-4930-					N		\$2460.38	\$2647.18	\$3214.19	\$3416.26
				K	BZVH-4930-		K			N		2679.73	2866.53	3433.54	3635.61
				F	BZVH-4930-WW	F				N		N/A	N/A	N/A	3416.26
				6	BZVH-4930-		6			N		2645.98	2832.78	3399.79	3601.86
57"(1448mm)	28.9"(734mm)	23.88"(607mm)	Box/Box/File	7,8,9	BZVH-5730-					N		\$2545.97	\$2739.64	\$3299.78	\$3506.99
				K	BZVH-5730-		K			N		2765.32	2958.99	3519.13	3726.34
				F	BZVH-5730-WW	F				N		N/A	N/A	N/A	3506.99
				6	BZVH-5730-		6			N		2731.57	2925.24	3485.38	3692.59
65"(1651mm)	28.9"(734mm)	23.88"(607mm)	Box/Box/File	7,8,9	BZVH-6530-					N		\$2631.56	\$2832.10	\$3385.37	\$3597.72
				K	BZVH-6530-		K			N		2850.91	3051.45	3604.72	3817.07
				F	BZVH-6530-WW	F				N		N/A	N/A	N/A	3597.72
				6	BZVH-6530-		6			N		2817.16	3017.70	3570.97	3783.32
73"(1854mm)	28.9"(734mm)	23.88"(607mm)	Box/Box/File	7,8,9	BZVH-7330-					N		\$2717.15	\$2924.56	\$3470.96	\$3688.45
				K	BZVH-7330-		K			N		2936.50	3143.91	3690.31	3907.80
				F	BZVH-7330-WW	F				N		N/A	N/A	N/A	3688.45
				6	BZVH-7330-		6			N		2902.75	3110.16	3656.56	3874.05
49"(1245mm)	28.9"(734mm)	23.88"(607mm)	File/File	7,8,9	BZVJ-4930-					N		\$2406.46	\$2588.66	\$3143.06	\$3343.98
				K	BZVJ-4930-		K			N		2625.81	2808.01	3362.41	3563.33
				F	BZVJ-4930-WW	F				N		N/A	N/A	N/A	3343.98
				6	BZVJ-4930-		6			N		2592.06	2774.26	3328.66	3529.58
57"(1448mm)	28.9"(734mm)	23.88"(607mm)	File/File	7,8,9	BZVJ-5730-					N		\$2492.05	\$2681.12	\$3228.65	\$3434.71
				K	BZVJ-5730-		K			N		2711.40	2900.47	3448.00	3654.06
				F	BZVJ-5730-WW	F				N		N/A	N/A	N/A	3434.71
				6	BZVJ-5730-		6			N		2677.65	2866.72	3414.25	3620.31
65"(1651mm)	28.9"(734mm)	23.88"(607mm)	File/File	7,8,9	BZVJ-6530-					N		\$2577.64	\$2773.58	\$3314.24	\$3525.44
				K	BZVJ-6530-		K			N		2796.99	2992.93	3533.59	3744.79
				F	BZVJ-6530-WW	F				N		N/A	N/A	N/A	3525.44
				6	BZVJ-6530-		6			N		2763.24	2959.18	3499.84	3711.04
73"(1854mm)	28.9"(734mm)	23.88"(607mm)	File/File	7,8,9	BZVJ-7330-					N		\$2663.23	\$2866.04	\$3399.83	\$3616.17
				K	BZVJ-7330-		K			N		2882.58	3085.39	3619.18	3835.52
				F	BZVJ-7330-WW	F				N		N/A	N/A	N/A	3616.17
				6	BZVJ-7330-		6			N		2848.83	3051.64	3585.43	3801.77

Wood finger pull (F) (Group B only).

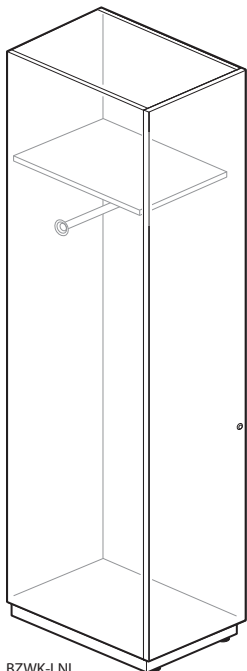
Wardrobes



BZWK-LNR



BZWK-LNL



BZWK-LNL

Note: Graphics shown with plinth base.

Features

- Wardrobe includes:
 - Wood or laminate case standard with unfinished inset back, inset top and touch-latch door.
 - Base or leg options.
 - 18" depths include coat hook.
 - 24"/30" depths include coat rod.
- 73" high includes coat rod and one fixed shelf.
- Wardrobe interiors/shelves are same wood/finish specified on case.
- Base/Leg Options:
 - Side Panel Base (E); sides/front extend to floor; side panels are part of case.
 - Plinth Base with wood edge (Q); requires wood edge finish.
 - Plinth Base with plastic edge (L); requires edge trim color.
 - Chamfer leg (P); requires trim color.
- Glide adjustment range:
 - Side Panel Base: 1"(25mm).
 - Plinth Base/Chamfer Leg: 1.25"(32mm).
- Locking Option:
 - Touch-latch wood door available with or without lock.
 - Lock plug available in chrome or black.
 - For lock options, refer to Lock Program Price List.
- Door Swing Orientation:
 - (R) right-hand
 - (L) left-hand
- Case ships assembled; Base/Legs require field installation.

Specification Tips

- Finished back is separately specified when wardrobe back is exposed.
- Counterweight is not needed in a wardrobe.
- 12"(305mm) wide wardrobes must be attached to panel or adjacent worksurface or another storage unit.
- Side panel base option provides approximately 1-5/8"(41mm) additional interior storage capacity. Refer to Specification Guide for details.
- Wardrobe door swing orientation is not field changeable.
- Refer to Specification Guide for planning information.

To Order, Specify:

- 1) Product number, including:

1 Case Options:

LL Laminate

WW Wood

2 Base/Leg Options:

E Side Panel Base

Q Plinth Base/Wood Edge, add **\$232.54** list.

L Plinth Base/Plastic Edge, add **\$200.10** list.

P Chamfer Leg, add **\$88.25** list.

3 Lock Options:

L Locking, add **\$118.05** list.

N Non-locking

4 Door Swing Orientation:

R Right hand swing

L Left hand swing

- 2) Case wood finish or laminate surface color.

- 3) Base/Leg trim color
 - Side Panel Base (E) - (No finish specification.)
 - Plinth Base (Q) - Wood edge finish.
 - Plinth Base (L) - Edge trim color.
 - Chamfer (P) - Trim color.

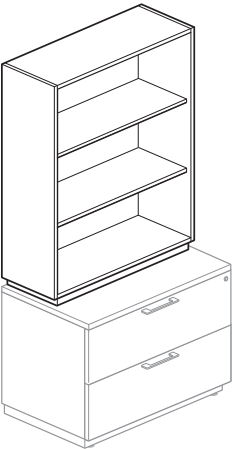
- 4) Lock plug trim color, if applicable.

- 5) Laminate case edge trim color, if applicable.

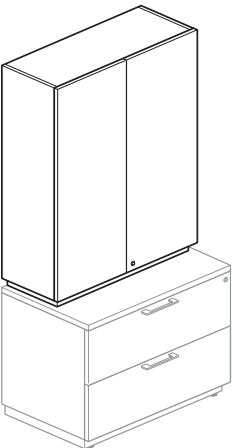
Wardrobes

Actual Height	Actual Depth	Actual Width	Number	①	②	③	④	Laminate A	B	Wood Group A	Group B
49"(1245mm)	16.9"(429mm)	11.88"(302mm)	BZWK-4918-	NT			N	\$1252.92	\$1352.74	\$1928.71	\$2044.60
57"(1448mm)			BZWK-5718-	NT			N	1338.51	1445.20	2014.30	2135.33
65"(1651mm)			BZWK-6518-	NT			N	1424.10	1537.66	2099.89	2226.06
73"(1854mm)			BZWK-7318-	NT			N	1509.69	1630.12	2185.48	2316.79
49"(1245mm)	22.9"(582mm)	11.88"(302mm)	BZWK-4924-	NT			N	\$1301.90	\$1405.62	\$1977.69	\$2096.51
57"(1448mm)			BZWK-5724-	NT			N	1387.49	1498.08	2063.28	2187.24
65"(1651mm)			BZWK-6524-	NT			N	1473.08	1590.54	2148.87	2277.97
73"(1854mm)			BZWK-7324-	NT			N	1558.67	1683.00	2234.46	2368.70
49"(1245mm)	28.9"(734mm)	11.88"(302mm)	BZWK-4930-	NT			N	\$1350.88	\$1458.50	\$2026.67	\$2148.42
57"(1448mm)			BZWK-5730-	NT			N	1436.47	1550.96	2112.26	2239.15
65"(1651mm)			BZWK-6530-	NT			N	1522.06	1643.42	2197.85	2329.88
73"(1854mm)			BZWK-7330-	NT			N	1607.65	1735.88	2283.44	2420.61
49"(1245mm)	16.9"(429mm)	17.88"(454mm)	BZWF-4918-	NT			N	\$1405.52	\$1517.97	\$2081.31	\$2322.04
57"(1448mm)			BZWF-5718-	NT			N	1491.11	1610.43	2166.90	2412.77
65"(1651mm)			BZWF-6518-	NT			N	1576.70	1702.89	2252.49	2503.50
73"(1854mm)			BZWF-7318-	NT			N	1662.29	1795.35	2338.08	2594.23
49"(1245mm)	22.9"(582mm)	17.88"(454mm)	BZWF-4924-	NT			N	\$1454.50	\$1570.85	\$2130.29	\$2373.95
57"(1448mm)			BZWF-5724-	NT			N	1540.09	1663.31	2215.88	2464.68
65"(1651mm)			BZWF-6524-	NT			N	1625.68	1755.77	2301.47	2555.41
73"(1854mm)			BZWF-7324-	NT			N	1711.27	1848.23	2387.06	2646.14
49"(1245mm)	28.9"(734mm)	17.88"(454mm)	BZWF-4930-	NT			N	\$1503.48	\$1623.73	\$2179.27	\$2425.86
57"(1448mm)			BZWF-5730-	NT			N	1589.07	1716.19	2264.86	2516.59
65"(1651mm)			BZWF-6530-	NT			N	1674.66	1808.65	2350.45	2607.32
73"(1854mm)			BZWF-7330-	NT			N	1760.25	1901.11	2436.04	2698.05

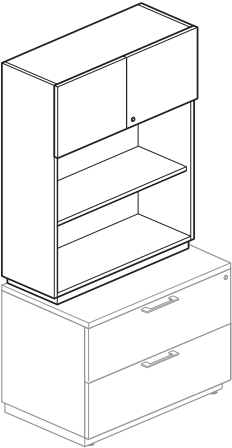
Stack-on Storage



BZDL-WNNSLN



BZKL-WWFTSLN



BZKL-WWPTSLN

Features

- Stack-on Storage includes:
 - Wood or laminate case standard with unfinished inset back, inset top with shelf/shelves.
 - Base reveal/interiors/shelves are same wood/finish specified on case.
 - Available with full touch-latch doors, partial touch-latch doors or no doors.
- Shelves adjust in increments of 1.26”(32mm) up or down only.
- Door height options:
 - Full height: Full height doors.
 - Partial Height: Doors on top only.
 - No Doors: Open unit.
- Locking Option:
 - Touch-latch doors available with or without locks.
 - Lock plugs available in chrome or black.
 - For lock options, refer to Lock Program Price List.
- Case shipped assembled.

Specification Tips

- Finished back is separately specified when stack-on storage back is exposed.
- For use with one-or two-high storage unit with spacer and an Adaptable Worksurface or a Compose storage top.
- Lower storage unit does not require a counterweight when used with a Stack-on.
- A Stack-on unit attached to a lower storage unit with spacer and Adaptable Worksurface or Compose storage top will compliment Compose panel heights.
- A Stack-on unit attached to a lower storage unit without spacer with a Compose storage top may be positioned in a freestanding application; height will not align with Compose panel heights.
- Not recommended for use directly on top of a storage unit without spacer.
- Width of Stack-on unit and lower storage unit must be the same.

To Order, Specify:

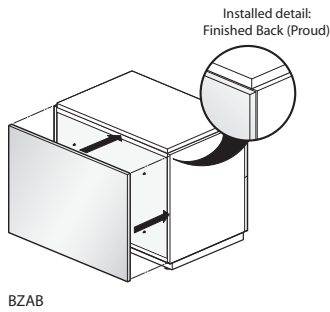
- Product number, including:
 - 1 Locking Option (Doors)**
 - L** Locking, add **\$118.05** list.
 - N** None
- Case wood finish or laminate surface color.
- Lock plug trim color, if applicable.
- Laminate case edge trim color, if applicable.

Stack-on Storage

Actual Height	Actual Depth	Actual Width	Laminate Number	Laminate A	B	Wood Number	Wood Group A	Group B
Without Doors								
19"(483mm)	13.3"(338mm)	29.88"(759mm)	BZDL-1930-LNNNSNN	\$ 896.08	\$ 960.33	BZDL-1930-WNNNSNN	\$1195.54	\$1258.64
		35.88"(911mm)	BZDL-1936-LNNNSNN	909.85	974.10	BZDL-1936-WNNNSNN	1227.67	1293.06
27"(686mm)		29.88"(759mm)	BZDL-2730-LNNNSNN	\$1026.86	\$1091.11	BZDL-2730-WNNNSNN	\$1379.12	\$1444.50
		35.88"(911mm)	BZDL-2736-LNNNSNN	1040.63	1104.88	BZDL-2736-WNNNSNN	1411.25	1478.92
31"(787mm)		29.88"(759mm)	BZDL-3130-LNNNSNN	\$1092.25	\$1156.50	BZDL-3130-WNNNSNN	\$1470.91	\$1537.43
		35.88"(911mm)	BZDL-3136-LNNNSNN	1106.02	1170.27	BZDL-3136-WNNNSNN	1503.04	1571.85
35"(889mm)		29.88"(759mm)	BZDL-3530-LNNNSNN	\$1157.64	\$1221.89	BZDL-3530-WNNNSNN	\$1562.70	\$1630.36
		35.88"(911mm)	BZDL-3536-LNNNSNN	1171.41	1235.66	BZDL-3536-WNNNSNN	1594.83	1664.78
39"(991mm)		29.88"(759mm)	BZDL-3930-LNNNSNN	\$1223.03	\$1287.28	BZDL-3930-WNNNSNN	\$1654.49	\$1723.29
		35.88"(911mm)	BZDL-3936-LNNNSNN	1236.80	1301.05	BZDL-3936-WNNNSNN	1686.62	1757.71
43"(1092mm)		29.88"(759mm)	BZDL-4330-LNNNSNN	\$1288.42	\$1352.67	BZDL-4330-WNNNSNN	\$1746.28	\$1816.22
		35.88"(911mm)	BZDL-4336-LNNNSNN	1302.19	1366.44	BZDL-4336-WNNNSNN	1778.41	1850.64
47"(1194mm)		29.88"(759mm)	BZDL-4730-LNNNSNN	\$1353.81	\$1418.06	BZDL-4730-WNNNSNN	\$1838.07	\$1909.15
		35.88"(911mm)	BZDL-4736-LNNNSNN	1367.58	1431.83	BZDL-4736-WNNNSNN	1870.20	1943.57
55"(1397mm)		29.88"(759mm)	BZDL-5530-LNNNSNN	\$1484.59	\$1548.84	BZDL-5530-WNNNSNN	\$2021.65	\$2095.01
		35.88"(911mm)	BZDL-5536-LNNNSNN	1498.36	1562.61	BZDL-5536-WNNNSNN	2053.78	2129.43

Actual Height	Actual Depth	Actual Width	Laminate Number	①	Laminate A	B	Wood Number	①	Wood Group A	Group B
Full Height Doors										
19"(483mm)	14.3"(363mm)	29.88"(759mm)	BZKL-1930-LLFTS	N	\$1218.48	\$1282.73	BZKL-1930-WWFTS	N	\$1655.63	\$1739.39
		35.88"(911mm)	BZKL-1936-LLFTS	N	1254.06	1318.31	BZKL-1936-WWFTS	N	1709.57	1795.62
27"(686mm)		29.88"(759mm)	BZKL-2730-LLFTS	N	\$1408.94	\$1473.19	BZKL-2730-WWFTS	N	\$1898.89	\$1984.93
		35.88"(911mm)	BZKL-2736-LLFTS	N	1444.52	1508.77	BZKL-2736-WWFTS	N	1952.83	2041.16
31"(787mm)		29.88"(759mm)	BZKL-3130-LLFTS	N	\$1504.17	\$1568.42	BZKL-3130-WWFTS	N	\$2020.52	\$2107.70
		35.88"(911mm)	BZKL-3136-LLFTS	N	1539.75	1604.00	BZKL-3136-WWFTS	N	2074.46	2163.93
35"(889mm)		29.88"(759mm)	BZKL-3530-LLFTS	N	\$1599.40	\$1663.65	BZKL-3530-WWFTS	N	\$2142.15	\$2230.47
		35.88"(911mm)	BZKL-3536-LLFTS	N	1634.98	1699.23	BZKL-3536-WWFTS	N	2196.09	2286.70
39"(991mm)		29.88"(759mm)	BZKL-3930-LLFTS	N	\$1694.63	\$1758.88	BZKL-3930-WWFTS	N	\$2263.78	\$2353.24
		35.88"(911mm)	BZKL-3936-LLFTS	N	1730.21	1794.46	BZKL-3936-WWFTS	N	2317.72	2409.47
43"(1092mm)		29.88"(759mm)	BZKL-4330-LLFTS	N	\$1789.86	\$1854.11	BZKL-4330-WWFTS	N	\$2385.41	\$2476.01
		35.88"(911mm)	BZKL-4336-LLFTS	N	1825.44	1889.69	BZKL-4336-WWFTS	N	2439.35	2532.24
47"(1194mm)		29.88"(759mm)	BZKL-4730-LLFTS	N	\$1885.09	\$1949.34	BZKL-4730-WWFTS	N	\$2507.04	\$2598.78
		35.88"(911mm)	BZKL-4736-LLFTS	N	1920.67	1984.92	BZKL-4736-WWFTS	N	2560.98	2655.01
55"(1397mm)		29.88"(759mm)	BZKL-5530-LLFTS	N	\$2075.55	\$2139.80	BZKL-5530-WWFTS	N	\$2750.30	\$2844.32
		35.88"(911mm)	BZKL-5536-LLFTS	N	2111.13	2175.38	BZKL-5536-WWFTS	N	2804.24	2900.55
Partial Doors on Top										
35"(889mm)	14.3"(363mm)	29.88"(759mm)	BZKL-3530-LLPTS	N	\$1535.16	\$1599.41	BZKL-3530-WWPTS	N	\$2075.61	\$2163.93
		35.88"(911mm)	BZKL-3536-LLPTS	N	1564.99	1629.24	BZKL-3536-WWPTS	N	2123.80	2214.41
43"(1092mm)		29.88"(759mm)	BZKL-4330-LLPTS	N	\$1663.66	\$1727.91	BZKL-4330-WWPTS	N	\$2256.91	\$2347.51
		35.88"(911mm)	BZKL-4336-LLPTS	N	1693.49	1757.74	BZKL-4336-WWPTS	N	2305.10	2397.99
47"(1194mm)		29.88"(759mm)	BZKL-4730-LLPTS	N	\$1727.91	\$1792.16	BZKL-4730-WWPTS	N	\$2347.56	\$2439.30
		35.88"(911mm)	BZKL-4736-LLPTS	N	1757.74	1821.99	BZKL-4736-WWPTS	N	2395.75	2489.78
55"(1397mm)		29.88"(759mm)	BZKL-5530-LLPTS	N	\$1856.41	\$1920.66	BZKL-5530-WWPTS	N	\$2528.86	\$2622.88
		35.88"(911mm)	BZKL-5536-LLPTS	N	1886.24	1950.49	BZKL-5536-WWPTS	N	2577.05	2673.36

Finished Back



Nominal Height	Nominal Width	Number ① ②	Laminate A	B	Wood Group A	Group B
One-High						
14"(356mm)	15.5"(394mm)	BZAB-0116- S	\$143.48	\$154.98	\$204.74	\$217.03
	30"(762mm)	BZAB-0130- S	155.55	168.01	222.03	235.36
	36"(914mm)	BZAB-0136- S	160.73	173.60	229.44	243.21
One and One-Half-High						
20"(508mm)	15.5"(394mm)	BZAB-0016- S	\$149.39	\$161.36	\$213.21	\$226.01
	30"(762mm)	BZAB-0030- S	166.64	179.98	237.90	252.19
	36"(914mm)	BZAB-0036- S	174.03	187.96	248.49	263.41
Two-High						
26"(660mm)	15.5"(394mm)	BZAB-0216- S	\$155.31	\$167.75	\$221.67	\$234.98
	30"(762mm)	BZAB-0230- S	177.73	191.95	253.78	269.02
	36"(914mm)	BZAB-0236- S	187.34	202.33	267.54	283.60
Three-High						
38"(965mm)	30"(762mm)	BZAB-0330- S	\$199.91	\$215.89	\$285.53	\$302.68
	36"(914mm)	BZAB-0336- S	213.95	231.06	305.64	323.99
Personal Storage Tower with Wardrobe						
49"(1245mm)	24"(610mm)	BZAB-4924- S	\$202.12	\$218.29	\$288.71	\$306.04
57"(1448mm)		BZAB-5724- S	213.95	231.06	305.64	323.99
65"(1651mm)		BZAB-6524- S	225.78	243.82	322.58	341.95
73"(1854mm)		BZAB-7324- S	237.60	256.59	339.51	359.90
Stack-On Storage						
19"(483mm)	30"(762mm)	BZAB-1930- S	\$164.79	\$177.99	\$235.26	\$249.38
	36"(914mm)	BZAB-1936- S	171.82	185.57	245.31	260.04
27"(686mm)	30"(762mm)	BZAB-2730- S	\$179.58	\$193.95	\$256.43	\$271.82
	36"(914mm)	BZAB-2736- S	189.56	204.72	270.71	286.97
31"(787mm)	30"(762mm)	BZAB-3130- S	\$186.97	\$201.93	\$267.01	\$283.04
	36"(914mm)	BZAB-3136- S	198.43	214.30	283.41	300.43
35"(889mm)	30"(762mm)	BZAB-3530- S	\$194.36	\$209.91	\$277.59	\$294.26
	36"(914mm)	BZAB-3536- S	207.30	223.87	296.12	313.90
39"(991mm)	30"(762mm)	BZAB-3930- S	\$201.75	\$217.89	\$288.18	\$305.48
	36"(914mm)	BZAB-3936- S	216.17	233.45	308.82	327.36
43"(1092mm)	30"(762mm)	BZAB-4330- S	\$209.15	\$225.87	\$298.76	\$316.70
	36"(914mm)	BZAB-4336- S	225.04	243.03	321.52	340.82
47"(1194mm)	30"(762mm)	BZAB-4730- S	\$216.54	\$233.85	\$309.35	\$327.92
	36"(914mm)	BZAB-4736- S	233.91	252.60	334.22	354.29
55"(1397mm)	30"(762mm)	BZAB-5530- S	\$231.32	\$249.81	\$330.51	\$350.36
	36"(914mm)	BZAB-5536- S	251.65	271.75	359.62	381.22
Wardrobes						
49"(1245mm)	12"(305mm)	BZAB-4912- S	\$165.90	\$179.19	\$236.84	\$251.06
	18"(457mm)	BZAB-4918- S	184.01	198.74	262.78	278.55
57"(1448mm)	12"(305mm)	BZAB-5712- S	\$171.82	\$185.57	\$245.31	\$260.04
	18"(457mm)	BZAB-5718- S	192.88	208.31	275.48	292.02
65"(1651mm)	12"(305mm)	BZAB-6512- S	\$177.73	\$191.95	\$253.78	\$269.02
	18"(457mm)	BZAB-6518- S	201.75	217.89	288.18	305.48
73"(1854mm)	12"(305mm)	BZAB-7312- S	\$183.64	\$198.34	\$262.25	\$277.99
	18"(457mm)	BZAB-7318- S	210.62	227.47	300.88	318.95

Features

- Includes 3/4"(19mm) thick finished back and attachment hardware for use with Compose storage units:
 - pedestals, files; lateral or open, combination, storage units, personal storage towers with wardrobe, wardrobes and stack-on storage.
- For use with a single unit in a side-by-side application.
- Field installed.

Specification Tips

- Provides a finished back panel in an exposed storage back application.
- Provides a finished back in a storage supported convergent worksurface application.
- Finished Back adds .75"(19mm) to depth of the unfinished inset back storage unit.
- Refer to Specification Guide for planning information.

To Order, Specify:

- Product number, including:

① Back Options:


- ☐ L Laminate
☐ W Wood

② Unit Base Type:

- ☐ E Side Panel Base
☐ M Legs/Plinth Base

- Wood or laminate surface color.
- Laminate back edge trim color, if applicable.

Worksurface Support Panel

	Height	Thickness	Depth	Number	①	Laminate A	B	Wood Group A	Group B
Worksurface Support Panel — For use with Panel Mounted Adaptable Worksurfaces 	Laminate								
	26.5"(673mm)	1.5"(38mm)	18"(457mm)	ZZFS-1827-LNE		\$314.04	\$332.58	N/A	N/A
			24"(610mm)	ZZFS-2427-LNE		338.98	358.93	N/A	N/A
			30"(762mm)	ZZFS-3027-LNE		363.92	385.28	N/A	N/A
	27.5"(699mm)	1.5"(38mm)	18"(457mm)	ZZFS-1800-LNE		\$306.06	\$327.95	N/A	N/A
			24"(610mm)	ZZFS-2400-LNE		329.70	349.85	N/A	N/A
			30"(762mm)	ZZFS-3000-LNE		353.34	371.75	N/A	N/A
	Wood								
	26.5"(673mm)	1.5"(38mm)	18"(457mm)	ZZFS-1827-WNE		N/A	N/A	\$549.29	\$564.35
			24"(610mm)	ZZFS-2427-WNE		N/A	N/A	585.99	602.81
			30"(762mm)	ZZFS-3027-WNE		N/A	N/A	622.69	641.27
	27.5"(699mm)	1.5"(38mm)	18"(457mm)	ZZFS-1800-WNE		N/A	N/A	\$532.25	\$584.66
			24"(610mm)	ZZFS-2400-WNE		N/A	N/A	562.67	619.10
			30"(762mm)	ZZFS-3000-WNE		N/A	N/A	593.09	653.54

Features

- Includes worksurface support panel with glides and mounting hardware.
- Available in laminate or wood:
 - Laminate or wood surfaces with plastic or wood edge trim, 3mm radiused user edge provides soft access to knee space.
- Installs in Compose System panel frame component slots and attaches under the end of a worksurface.
- Provides full support for one end of equal depth worksurfaces.
- Recommended in heavy loading conditions.
- Non-handed design may be installed in left-hand, right-hand or shared configuration.
- Adjustable glides provide a maximum of 2-1/2"(63mm) of height adjustment.

Specification Tips

- Specify worksurface support panel to match worksurface edge option.
- 26.5"(673mm) high support panel used with 1-3/16"(30mm) thick worksurface provides 28"(711mm) user height worksurface; intended for a nested application.
- 27.5"(699mm) high support panel used with 1-3/16"(30mm) thick worksurface provides 29"(737mm) user height worksurface.
- Refer to Specification Guide for planning information.

To Order, Specify:

Laminate Surface

- Product number, including:

① Edge Options:

- J** Edgeband
- V** Cascade
- F** Knife

- Laminate surface color.

- Edge trim color.

Wood Surface

- Product number, including:

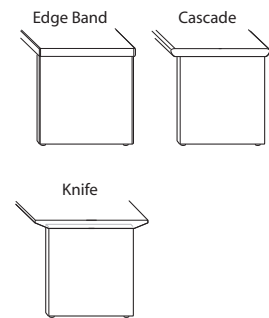
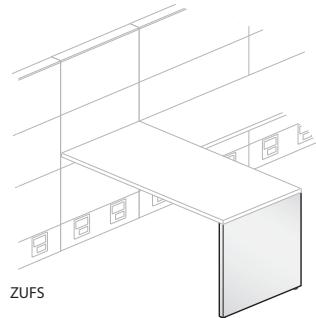
① Edge Options:













- K** Wood Edgeband
- M** Wood Cascade
- U** Knife Edge

- Wood finish for surface/edge.

Worksurface Support End

Desk Height – Worksurface Support End — For use with Convergent Worksurface



Height	Thickness	Depth	Number	①	Laminate A	B	Wood Group A	Group B
Laminate								
26.5″(673mm)	1.5″(38mm)	24″(610mm)	ZUFS-2427-LNF	 S	\$219.38	\$288.02	N/A	N/A
		30″(762mm)	ZUFS-3027-LNF	 S	248.78	317.42	N/A	N/A
		36″(914mm)	ZUFS-3627-LNF	 S	278.18	346.82	N/A	N/A
27.5″(699mm)	1.5″(38mm)	24″(610mm)	ZUFS-2428-LNF	 S	\$226.73	\$295.37	N/A	N/A
		30″(762mm)	ZUFS-3028-LNF	 S	256.13	324.77	N/A	N/A
		36″(914mm)	ZUFS-3628-LNF	 S	285.53	354.17	N/A	N/A
Wood								
26.5″(673mm)	1.5″(38mm)	24″(610mm)	ZUFS-2427-WNF	 S	N/A	N/A	\$432.65	\$484.14
		30″(762mm)	ZUFS-3027-WNF	 S	N/A	N/A	484.13	557.70
		36″(914mm)	ZUFS-3627-WNF	 S	N/A	N/A	535.61	631.26
27.5″(699mm)	1.5″(38mm)	24″(610mm)	ZUFS-2428-WNF	 S	N/A	N/A	\$444.90	\$501.29
		30″(762mm)	ZUFS-3028-WNF	 S	N/A	N/A	496.38	574.85
		36″(914mm)	ZUFS-3628-WNF	 S	N/A	N/A	547.86	648.41

Features

- Includes one worksurface support end with glides and attachment hardware.
- Installs beneath adaptable convergent worksurface.
- Available in laminate or wood:
 - Laminate or wood surfaces with plastic or wood edge trim, 3mm radiused user edge provides soft access to knee space.
- Adjustable glides provides a maximum of 2-1/2" (64mm) height adjustment range.
- Non-handed design.

Specification Tips

- Provides full support for one end of equal depth adaptable convergent worksurface.
- Specify worksurface support end to match adaptable convergent worksurface edge option.
- Refer to Specification Guide for planning information.

To Order, Specify:

Laminate Surface

- 1) Product number, including:

① Edge Options:

- J** Edgeband
- V** Cascade
- F** Knife

- 2) Laminate surface color.

- 3) Edge trim color.

Wood Surface

- 1) Product number, including:

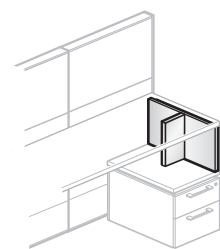
① Edge Options:

- K** Wood Edgeband
- M** Wood Cascade
- U** Knife Edge

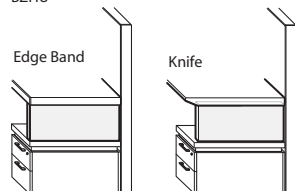
- 2) Wood finish for surface/edge.

Worksurface Support End

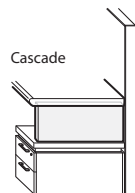
One-high Worksurface Support End



BZHU



Cascade



Height	Nominal Depth	Number ①	Laminate A	B	Wood Group A	Group B
Laminate						
11"(279mm)	18"(457mm)	BZHU-1811-LNF	\$236.40	\$254.94	N/A	N/A
	24"(610mm)	BZHU-2411-LNF	253.95	273.90	N/A	N/A
	30"(762mm)	BZHU-3011-LNF	271.50	292.86	N/A	N/A
	36"(914mm)	BZHU-3611-LNF	289.05	311.82	N/A	N/A
12"(305mm)	18"(457mm)	BZHU-1812-LNF	\$236.40	\$254.94	N/A	N/A
	24"(610mm)	BZHU-2412-LNF	253.95	273.90	N/A	N/A
	30"(762mm)	BZHU-3012-LNF	271.50	292.86	N/A	N/A
	36"(914mm)	BZHU-3612-LNF	289.05	311.82	N/A	N/A
Wood						
11"(279mm)	18"(457mm)	BZHU-1811-WNF	N/A	N/A	\$404.43	\$414.86
	24"(610mm)	BZHU-2411-WNF	N/A	N/A	433.74	445.93
	30"(762mm)	BZHU-3011-WNF	N/A	N/A	463.05	477.00
	36"(914mm)	BZHU-3611-WNF	N/A	N/A	492.36	508.07
12"(305mm)	18"(457mm)	BZHU-1812-WNF	N/A	N/A	\$404.43	\$414.86
	24"(610mm)	BZHU-2412-WNF	N/A	N/A	433.74	445.93
	30"(762mm)	BZHU-3012-WNF	N/A	N/A	463.05	477.00
	36"(914mm)	BZHU-3612-WNF	N/A	N/A	492.36	508.07

Features

- Includes finished T-shaped support end panel and attachment hardware.
- Available in laminate or wood:
 - Laminate or wood surfaces with plastic or wood edgeband trim.
- Edge Options must match panel mounted worksurface edge.
- Provides worksurface end support; used with one-high storage.
- Non-handed design.

Specification Tips

- One-high lower storage unit
 - Must have a separately specified Compose Storage top; attaches to lower storage unit at bench height.
 - May have finished or unfinished top or a spacer.
- One-high worksurface support end does not attach into Compose panel slots.
- Refer to Specification Guide for planning information.

To Order, Specify:

Laminate Surface

- Product number, including:

① Edge Options:

- J** Edgeband
- V** Cascade
- F** Knife

- Laminate surface color.

- Edge trim color.

Wood Surface

- Product number, including:

① Edge Option

- K** Wood Edgeband
- M** Wood Cascade
- U** Knife Edge

- Wood finish for surface/edge.

This page intentionally blank

Specification Guide Compose Storage

This page intentionally left blank.

Table of Contents – Compose Storage

Product Overview – Compose Storage

Introduction to Compose Storage	46
---------------------------------------	----

Statement of Line – Compose Storage

Statement of Line: Storage Solutions – Overview	48
Statement of Line: Storage Top – Overview	50
Statement of Line: Storage Cushion and Finished Back – Overview	51
Statement of Line: Worksurface Support and Bracket – Overview	52

Product Details – Compose Storage

Spacer / Storage Top Options	55
Base and Leg Options	56
Unfinished Inset Back / Finished Back	57
Drawer Construction Options	59
Drawer Pull Options	60
Touch Latch Doors	61
Lower Storage Unit - Counterweight	62
Lock / Quantity and Location	63
Wood Grain Direction	64
Storage Tops	67
Lower Storage – Dimensions	68
Upper Storage – Dimensions	70
Full Height Storage – Dimensions	71
Spacer – Dimensions	72
Storage Capacities / Interior Dimensions – Pedestal and File Drawer Load Capacity	73
Storage Capacities / Interior Dimensions – Planning with Shelves / Interior Dimensions	74
Storage Height – Application Planning – Planning with / without Spacers	80
Storage Depth – Application Planning – Planning with / without Finished Back	81
Base / Leg – Application Planning – Dimensions	82
Storage Tops – Dimensions	84
Worksurface Supports and Bracket – Dimensions	85

Product Applications – Compose Storage

Planning With Spacers – Aesthetics	88
Planning With Spacers and Adaptable Worksurface Edge Options	89
Planning With Individual and Common Storage Tops	91
Planning With Continuous Storage Tops	93
Planning With Off-Modular Storage Tops / Nested Storage Application	94
Planning With A Convergent Worksurface / Slip-Fit Application	95
Planning With One-High Worksurface Support End	96
Planning With One-High Worksurface Support End / Panel Application	97
Planning With One-High Worksurface Support End / Freestanding Application	99
Planning With One-High Worksurface Support End	101
Planning With Stack-On Storage Units	102
Planning With Worksurface Support Brackets In A Panel Application	107
Planning With Storage-To-Panel Bracket	108
Planning With Worksurface Support Brackets In A Panel Application	115

Technical Specifications – Compose Storage

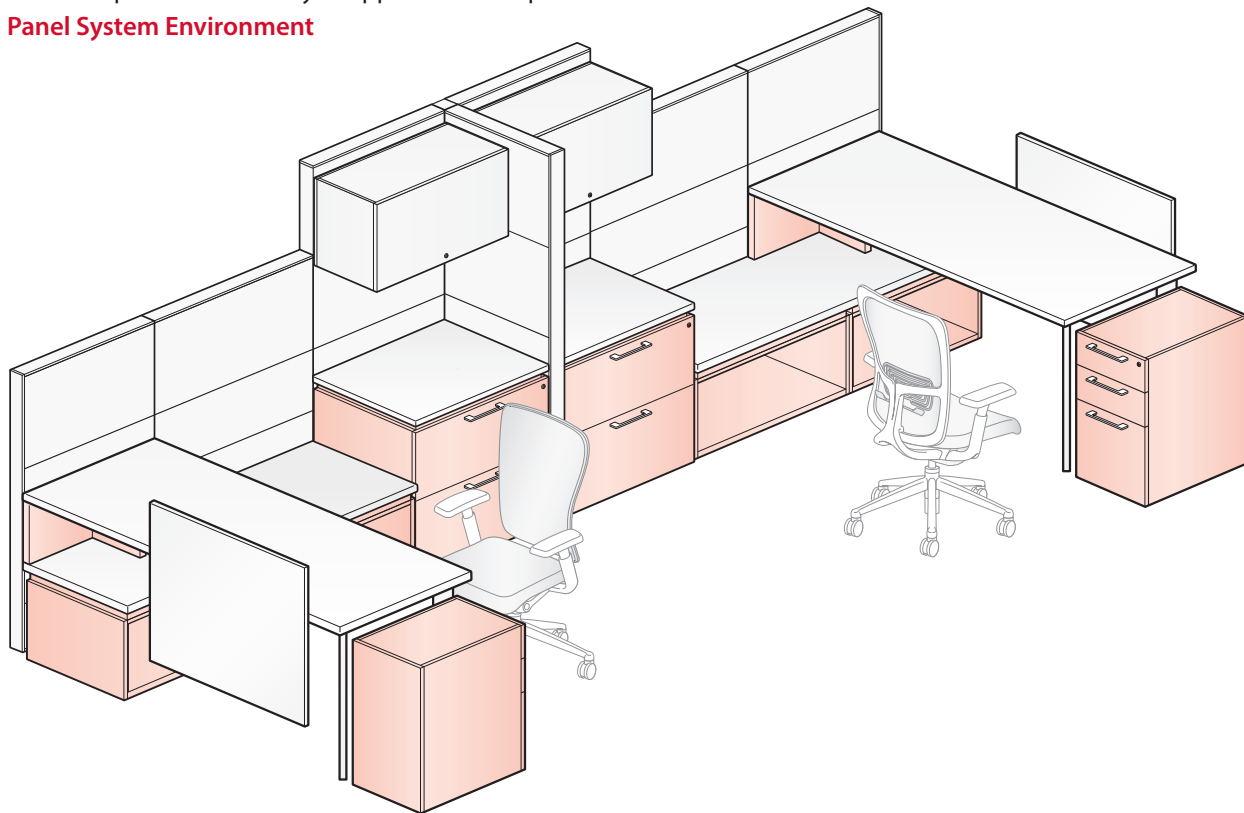
Technical Specifications	110
--------------------------------	-----

Product Overview – Compose Storage

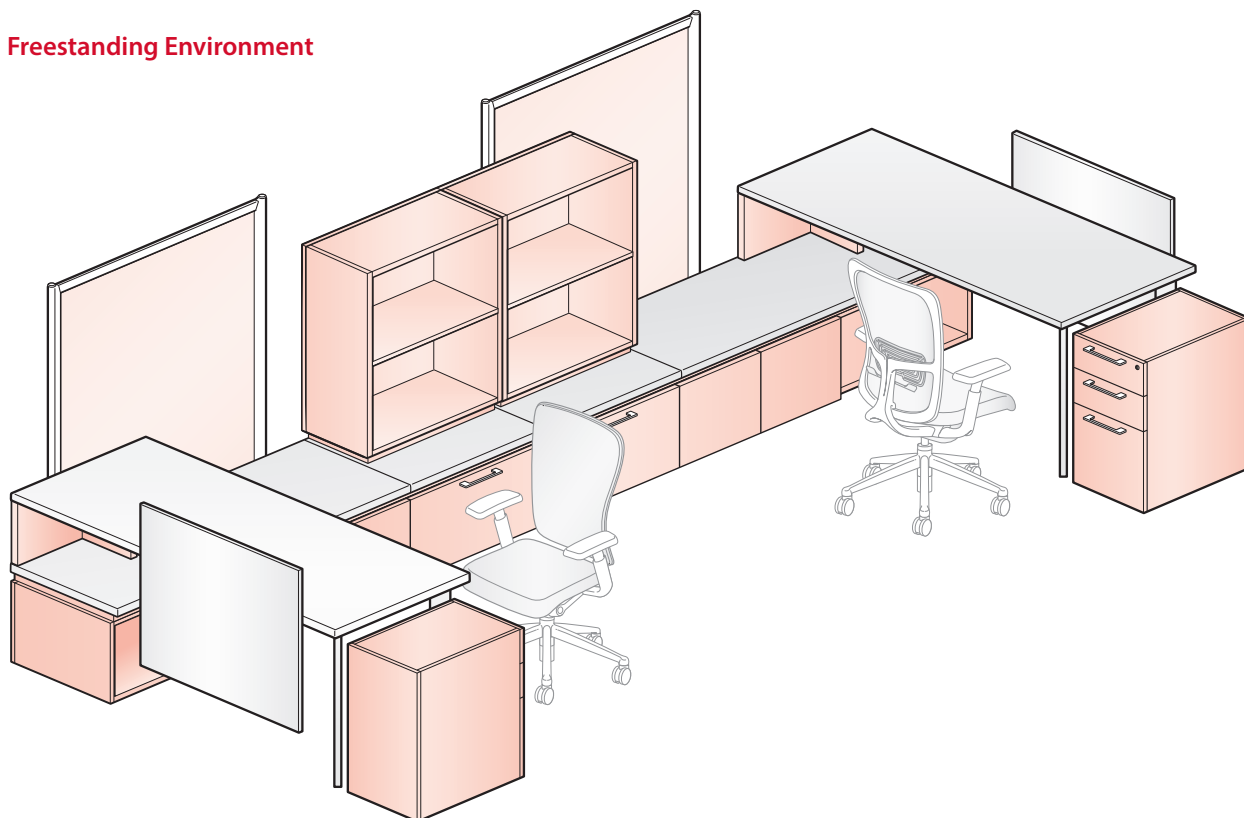
Introduction to Compose Storage

Compose Storage is designed to work in a panel application or in a freestanding environment. Compose Storage solutions provide scalability of application and price.

Panel System Environment



Freestanding Environment



Statement of Line Compose Storage

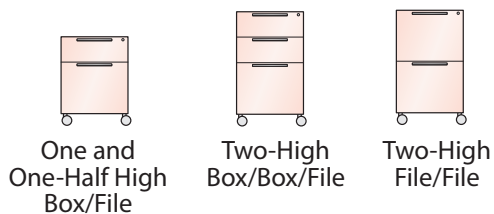
Statement of Line – Compose Storage

Storage Solutions – Overview

Compose Storage includes lower storage, upper storage and full height storage solutions for comprehensive planning. Planning heights for lower storage options include one, one and one-half, two and three high elements for standing height applications. Stack-on units provide upper storage and are for use on top of a one, one and one-half high or two high lower storage element. Full height storage elements are freestanding and compliment Compose panel heights.

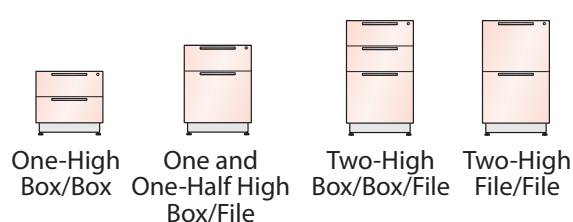
Lower Storage

Mobile Pedestals

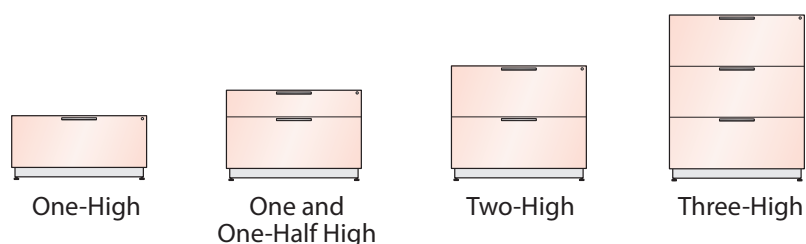


Note Available with exposed caster base or side panel caster base.

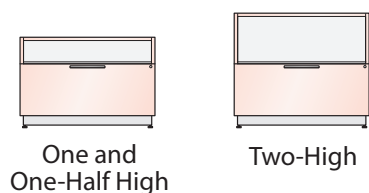
Pedestals



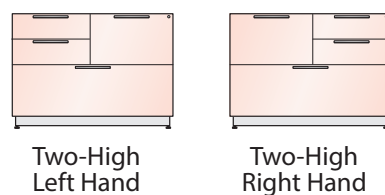
Lateral Files



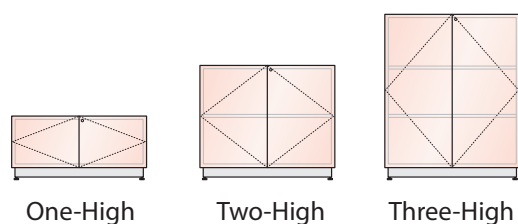
Open Shelf Lateral Files



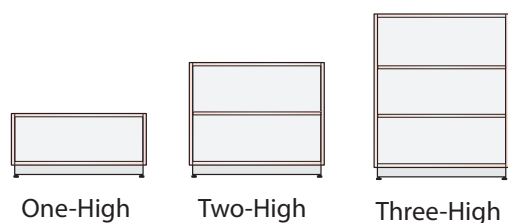
Combination Units



Storage Units With Doors



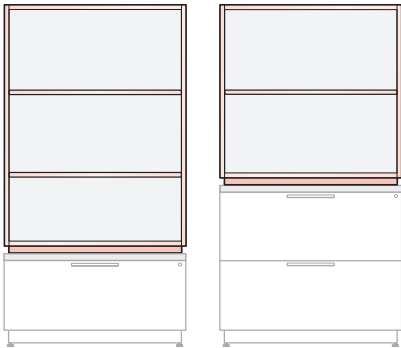
Storage Units Without Doors



Statement of Line – Compose Storage

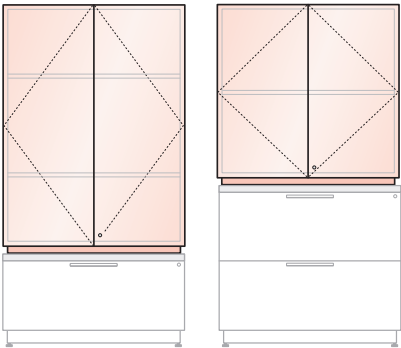
Stack-on Storage Units

No Doors Stack-on Storage



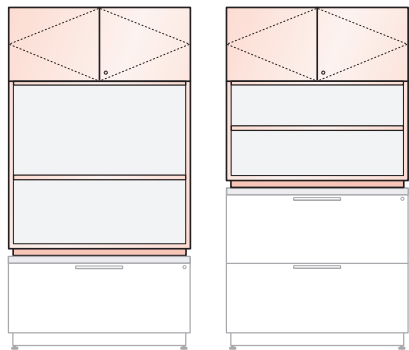
(One-High Base Unit) (Two-High Base Unit)

Full Height Doors Stack-on Storage



(One-High Base Unit) (Two-High Base Unit)

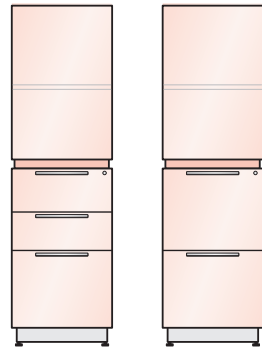
Partial Height Doors Stack-on Storage



(One-High Base Unit) (Two-High Base Unit)

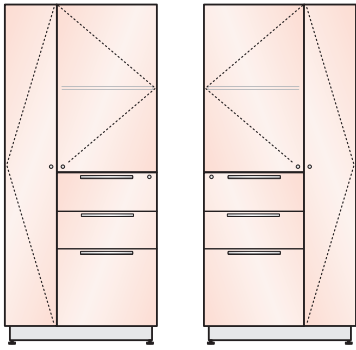
Full Height Storage

Personal Storage Towers with Side Bookcase



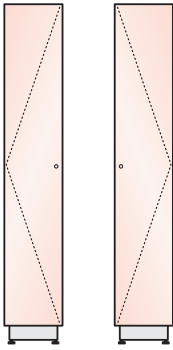
Left or Right Hand Option

Personal Storage Towers with Wardrobe



Left or Right Hand Wardrobe Option

Wardrobes



Left or Right Hand Option

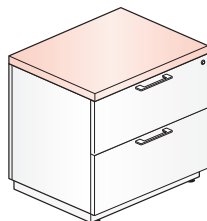
Statement of Line – Compose Storage

Storage Tops

Individual, Common, Continuous and Off-Modular Storage Tops are for use with lower storage elements. Storage tops are available in wood or laminate.

Individual Storage Top

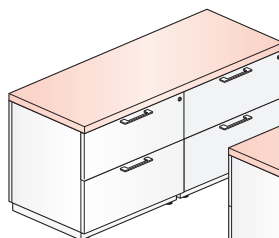
- Individual storage tops are for use with a single pedestal, a single lower storage or combination unit, a single lateral or open shelf lateral file.



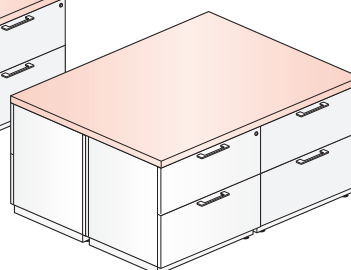
- Single lower storage element

Common Storage Top

- Common Tops are for use with two side-by-side lower storage or combination units, lateral or open shelf lateral files in a single row or mirrored back-to-back for a double row application.
- Continuous Storage Tops may be used in One-High Worksurface Support End freestanding applications.



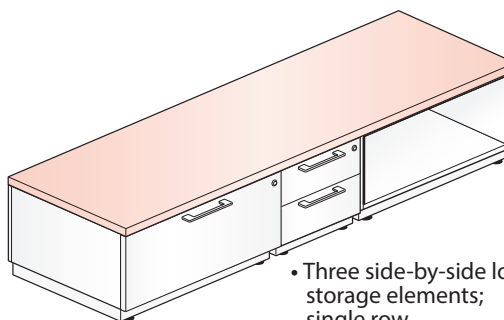
- Side-by-Side lower storage elements; single row



- Back-to-Back lower storage elements; double row

Continuous Storage Top

- Continuous Storage Tops are for use with three side-by-side lower storage elements; inclusive of a pedestal, storage or combination unit, lateral or open shelf lateral file a single row application.
- Continuous Storage Tops may be used in One-High Worksurface Support End freestanding applications.



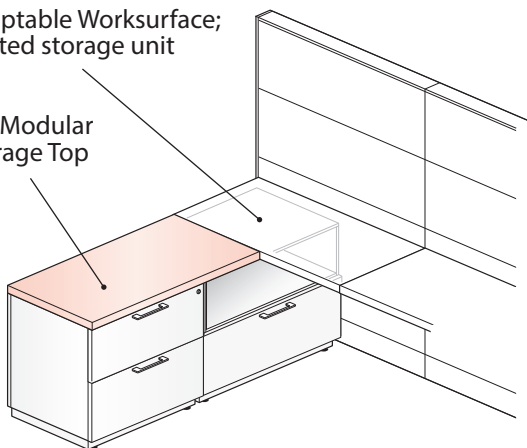
- Three side-by-side lower storage elements; single row

Off-Modular Storage Top

Off-Modular storage tops are for use with two side-by-side lower storage or combination units, lateral or open shelf files in a nested storage application or mirrored back-to-back for a double row application.

Adaptable Worksurface;
Nested storage unit

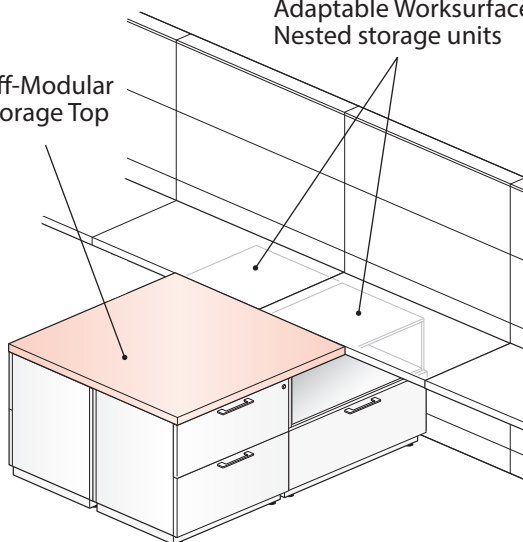
Off-Modular
Storage Top



Side-by-Side nested storage application; Single row

Adaptable Worksurfaces;
Nested storage units

Off-Modular
Storage Top



Back-to-Back nested storage application; Double Row

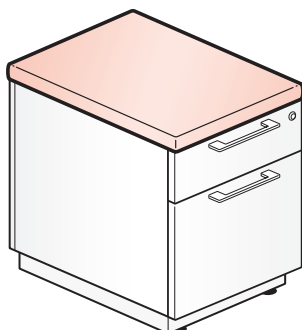
Statement of Line – Compose Storage

Storage Cushion

Storage Cushions are for use with lower storage elements; Pedestals, Storage Units or Combination Units, Lateral or Open Shelf Lateral Files.

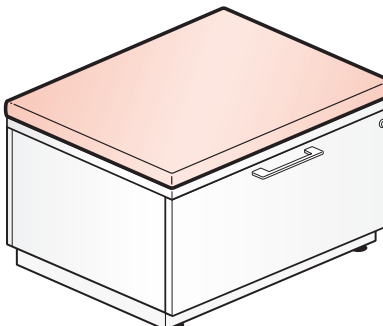
Pedestal Cushion

- A Storage Top is not required when specifying a File/Storage Unit Cushion.



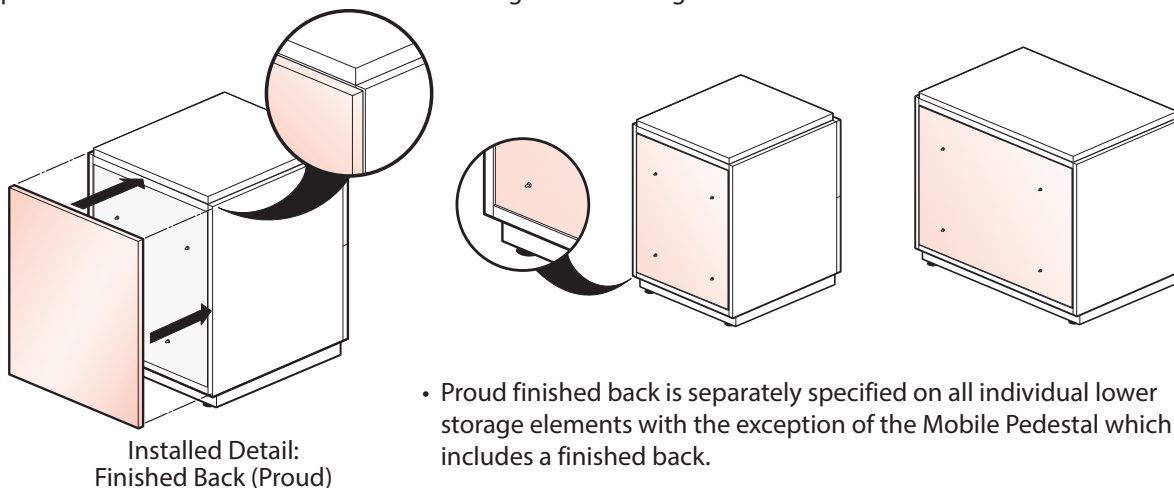
File/Storage Unit Cushion

- A Storage Top is required when specifying a File/Storage Unit Cushion.



Finished Backs

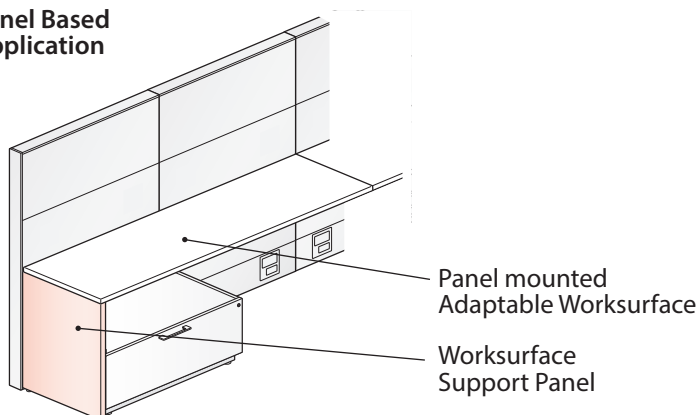
Lower storage is standard with an unfinished inset back with the exception of the Mobile Pedestal which includes a finished back. A finished back must be separately specified for lower storage if the back of the case is exposed. Finished backs are dimensioned for single lower storage elements.



Worksurface Support Panel

A Worksurface Support Panel provides support in a Compose panel mounted Adaptable Worksurface application. Available in wood or laminate. Designed to be used with matching depth worksurface.

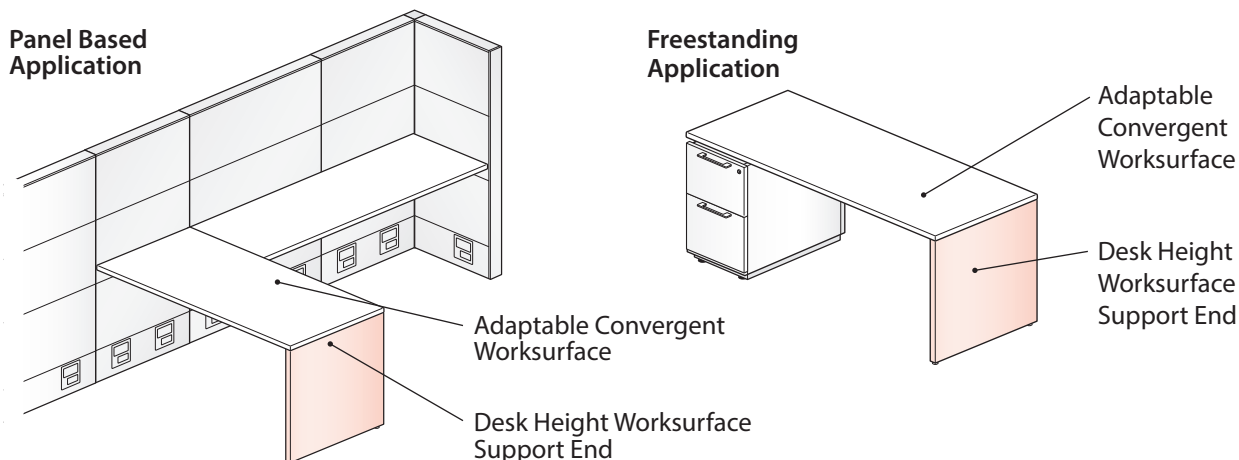
Panel Based Application



Statement of Line – Compose Storage

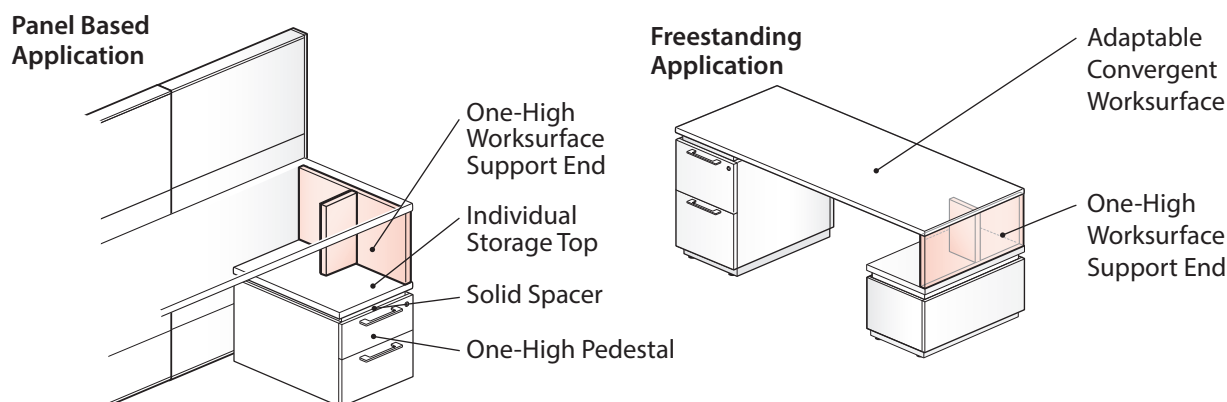
Desk Height — Worksurface Support End

The desk height Worksurface Support End supports the freestanding end of a convergent worksurface in a panel mounted application or provides support in a freestanding based application. Available in wood or laminate. Designed to be used with matching depth worksurface.



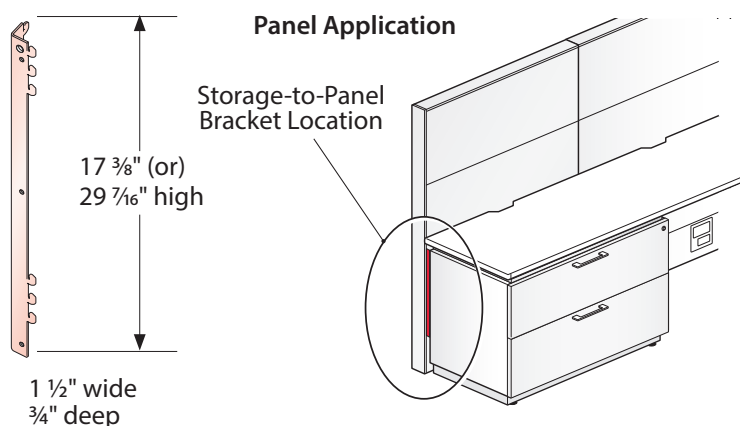
One-High Worksurface Support End

The one-high Worksurface Support End is for use with a one-high Pedestal, Lateral File, Storage Unit With Doors or Storage Unit Without Doors. Available in wood or laminate.



Storage-to-Panel Bracket

Storage-to-Panel Bracket attaches a storage element to a Compose panel frame. For use with two and three high lower storage and full-height storage elements. Not for use with one-high or one and one-half high storage units. Available in standard and metallic trim colors. Storage-to-Panel Bracket works with finished or proud back.



- Non-handed design
- Adaptable worksurface and lower storage elements to be the same nominal depth.

BZBG-0002 for two-high storage

BZBG-0003 for use with three-high and full height storage

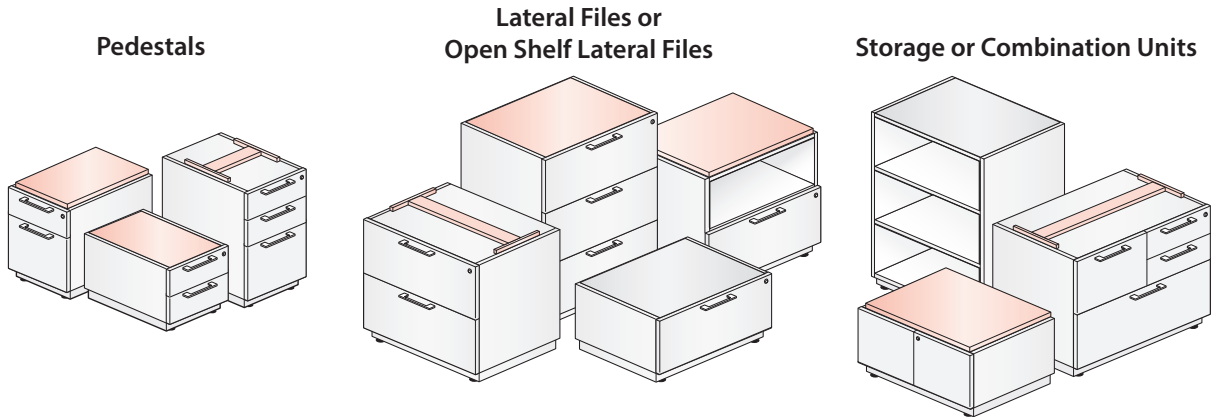
Product Details Compose Storage

This page intentionally left blank.

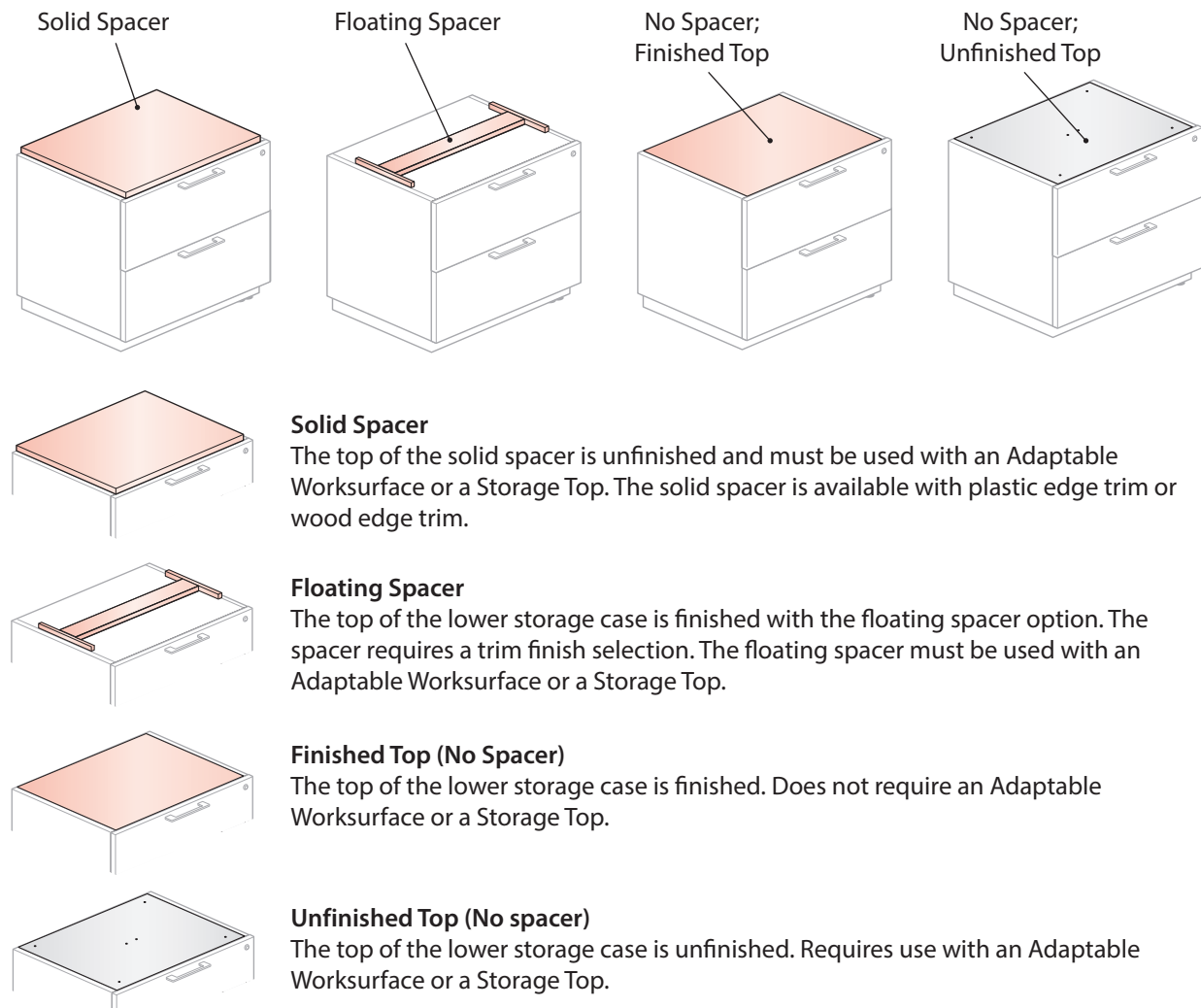
Product Details – Compose Storage

Spacer / Storage Top Options

Spacer/Top selection is a functional option required for lower storage elements. Spacer Top Section is independent of base or pull options



Spacer/Top Options

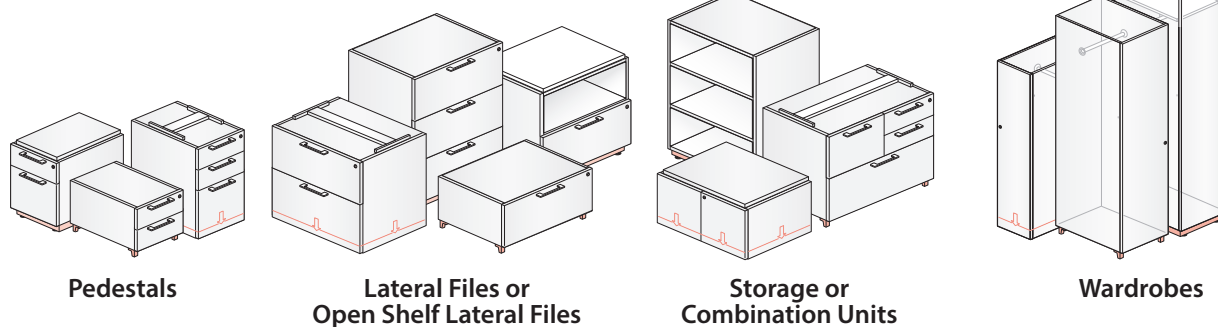


- Tips**
- The height of a Two-High lower storage element with a solid or floating spacer is 28" high.
 - The height of a Two-High lower storage element without spacer with an unfinished or finished top is 26.9" high.

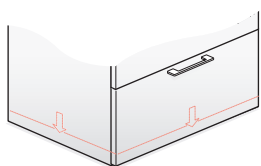
Product Details – Compose Storage

Base and Leg Options

Base/Leg selection is a functional option required for lower and full-height storage elements.

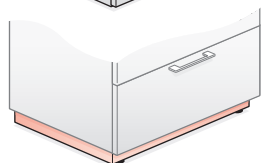


Base / Leg Options



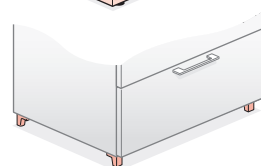
Side Panel Base

The Side Panel Base provides a clean aesthetic; both sides of the storage unit extend to the floor leaving a slight gap below the bottom of the lower storage element.



Plinth Base

The Plinth Base is recessed on all sides which aesthetically mirrors the location of the solid spacer on the top of the lower storage element.



Chamfer Leg

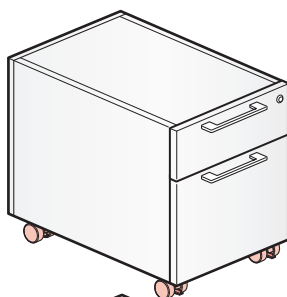
The Chamfer leg provides a light aesthetic with an open space below the bottom of the lower storage element.

Tips • Base leg selection is independent of Base Top Selection.

Mobile Pedestal — Base Options

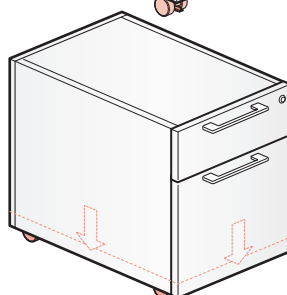
Caster selection is a functional option required for mobile pedestals. Available in two caster options.

- Exposed Caster Base option has locking casters – Side Panel Base does not.



Exposed Caster Base

The Caster Base Leg provides a light aesthetic with an open space below the bottom of the lower storage element.



Side Panel Caster Base

The Side Panel Caster Base provides a clean aesthetic; both sides of the storage unit extend to the floor leaving a slight gap below the bottom of the lower storage element.

Tips • Side Panel Mobile Pedestals line up with stationary storage.

Product Details – Compose Storage

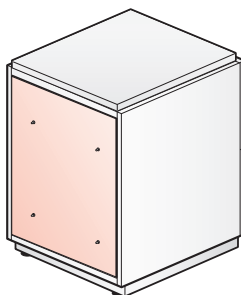
Unfinished Inset Back / Finished Back

Lower storage elements are standard with an unfinished, inset back with one exception; the mobile pedestal is standard with a finished back.

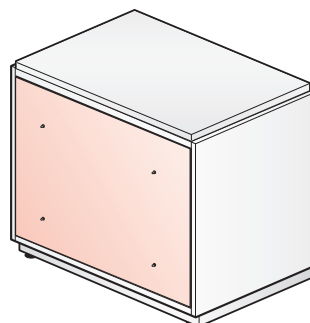
Unfinished – Inset Back

- Pedestal
- Lateral File
- Open Shelf Lateral File
- Combination Unit
- Storage Unit
- Stack-on Storage
- Wardrobe
- Personal Storage Tower With Wardrobe

Pedestals



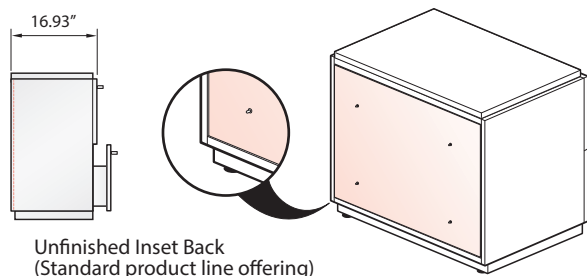
Lateral Files
Open Shelf Lateral Files
Combination Units
Storage Units



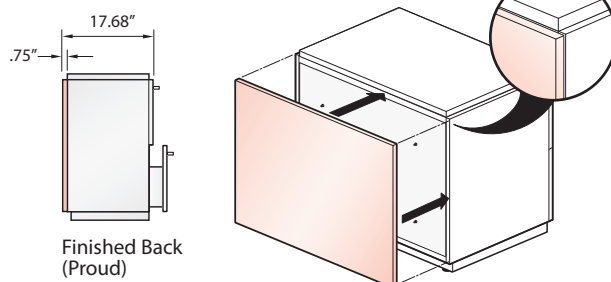
Finished Back (Separately Specified)

An optional finished back is available as a separately specified component. For use in product applications when the back of the storage element is visually exposed.

Unfinished Inset Back - Detail



Separately Specified Finished Back



A separately specified finished back is available for all products except the Mobile Pedestal and the Personal Storage Tower With Side Bookcase.

Note

A finished back is proud to the storage element and adds .75" to the standard unfinished inset back storage depth.

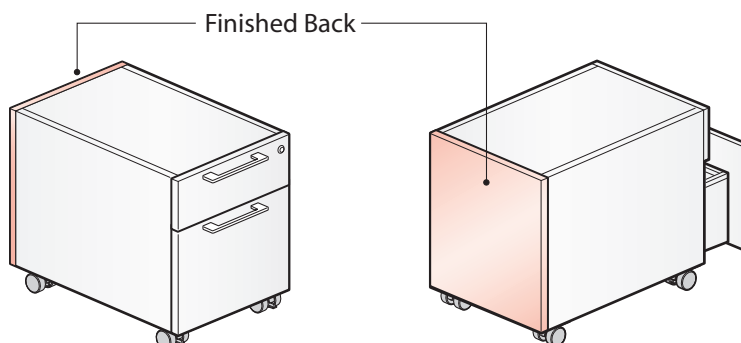
Finished Back

Mobile Pedestal

- Mobile Pedestal is standard with a finished back.

Personal Storage Tower With Side Bookcase

- Personal Storage Tower With Side Bookcase is standard with a finished back.



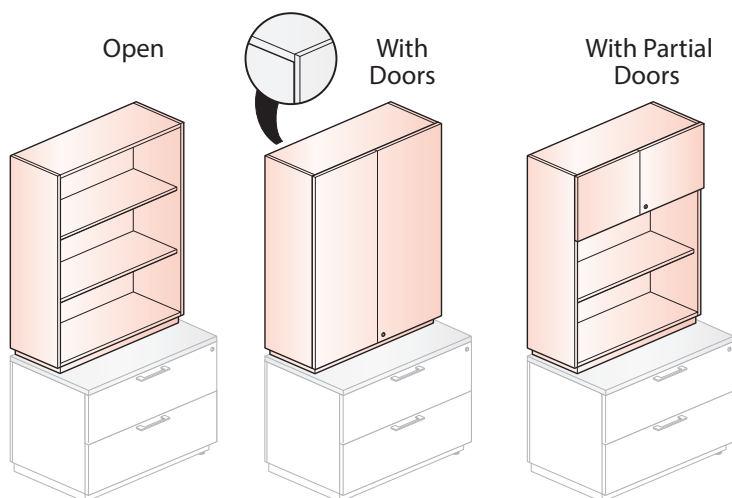
Product Details – Compose Storage

Unfinished Back / Finished Back

Stack-on and Full Height Storage Units are standard with unfinished inset back with one exception, the Personal Storage Tower With Side Bookcase is standard with a finished back.

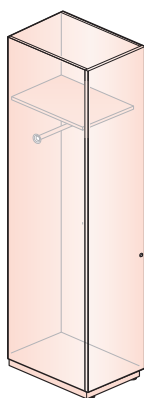
Stack-on Storage

Upper storage units are standard with a unfinished back.



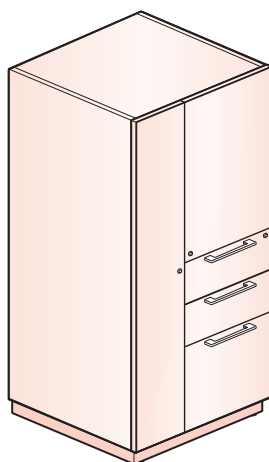
Note Lower Storage must have finished top when stacking Upper Storage.

Full-Height Storage



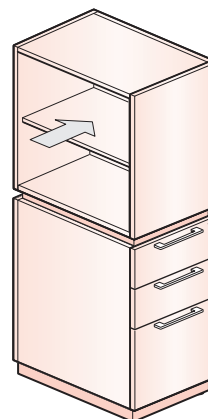
Wardrobe

Wardrobe is standard with an unfinished back.



Personal Storage Tower With Wardrobe

Personal Storage Tower with Wardrobe is standard with an unfinished back.



Personal Storage Tower With Side Bookcase

Personal Storage Tower with Side Bookcase is standard with a finished back.

Note

- Finished back adds $\frac{3}{4}$ " to depth of storage unit.
- All Upper Storage and Full Height Storage Units are standard with unfinished back with the exception of the Personal Storage Tower with Side Bookcase which comes standard with a finished back.

Product Details – Compose Storage

Drawer Construction Options

Drawer construction is a functional option required for product specification:

- Pedestal
- Lateral File
- Open Shelf Lateral File
- Combination Unit
- Personal Storage Towers

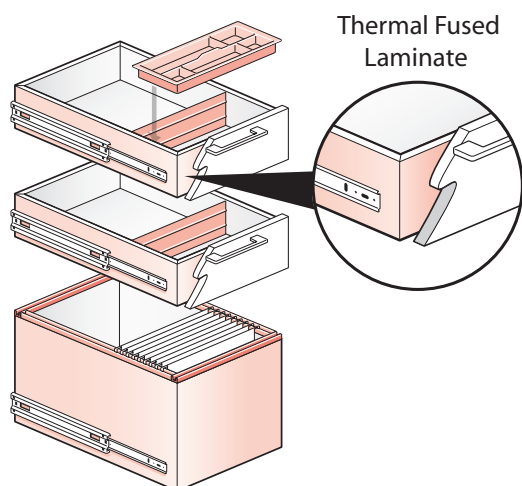
Compose Storage Elements With Drawers

Storage elements with drawers feature choice of drawer body construction, black miterfold or wood.

- Drawer construction option selected will be consistent within any storage unit with drawers.

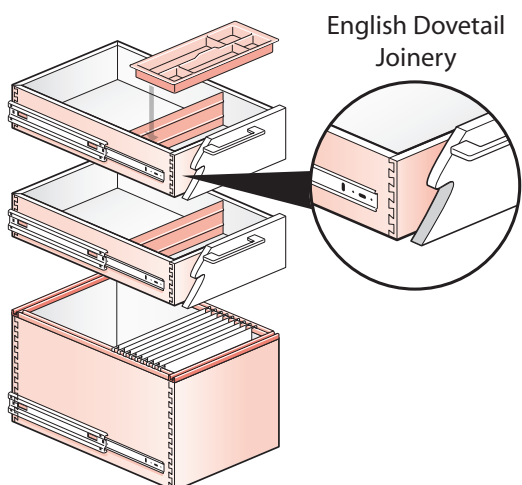
Drawer Options

Black Miterfold



- Thermal fused laminate on ½" thick particle board. Miterfold construction with dado-set bottom (Black).
- **Box Drawer Features:**
 - One Pencil Tray, shared. (Black, Polystyrene)
 - Drawer Dividers (Black, Polystyrene)
- **File Drawer Features:**
 - Integrated File Frame (Black)
 - 15 ¼" File Bar (Legal Width Only)
 - 12" File Bar (Letter, Deep Depth Only)

Wood Drawer



- Baltic-Birch ply (1/2" Thick) in English dovetail joinery with dado-set bottom (Clear Finish)
- **Box Drawer Features:**
 - One Pencil Tray, shared. (Black, Polystyrene)
 - Drawer Dividers (Black, Polystyrene)
- **File Drawer Features:**
 - Integrated File Frame (Black)
 - 15 ¼" File Bar (Legal Width Only)
 - 12" File Bar (Letter, Deep Depth Only)

File drawers (Pedestal and Lateral) feature an integrated filing frame and may include adjustable file-bar(s) for additional filing configurations. The integrated filing frame allows each file drawer to naturally support front-to-back or side-to-side filing options, including Redweld support in 24" deep units only.

Product Details – Compose Storage

Drawer Pull Options

Storage elements with drawers are available with a choice of pull options. Pulls are not offered for storage units with doors.

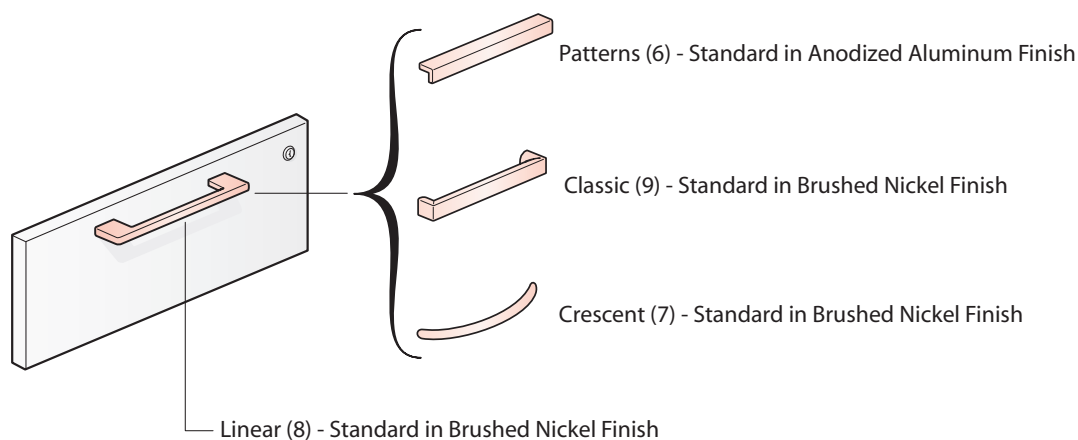
A drawer pull selection is a functional option required for product specification:

- Pedestal
- Lateral File
- Open Shelf Lateral File
- Combination Unit
- Personal Storage Towers

Drawer Pull Options

Proud Pull Options

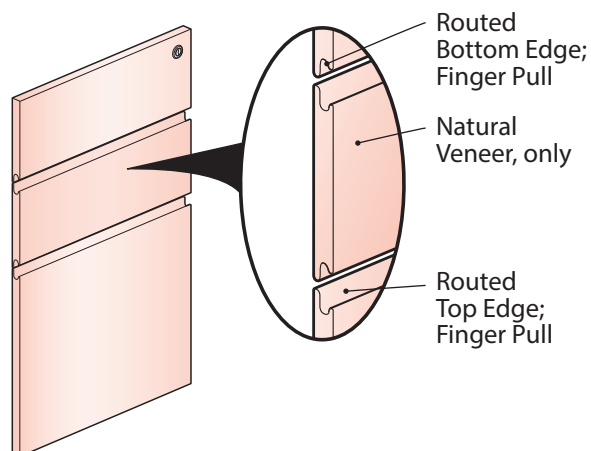
Interchangeable pull options within same type of storage unit; may be field retrofitted.



Integrated Pull Options

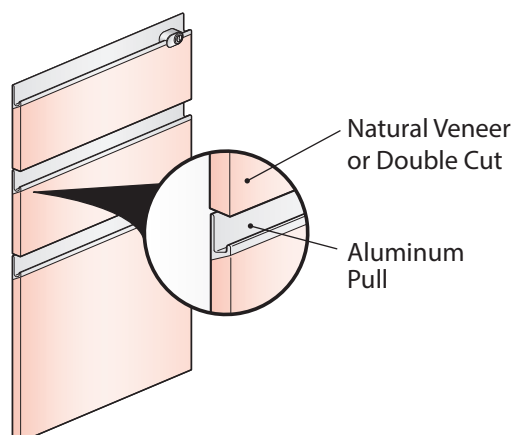
Wood J-Pull (F)

- Horizontally routed across drawer front
- Not available on Double-Cut veneer



Aluminum J-Pull (K)

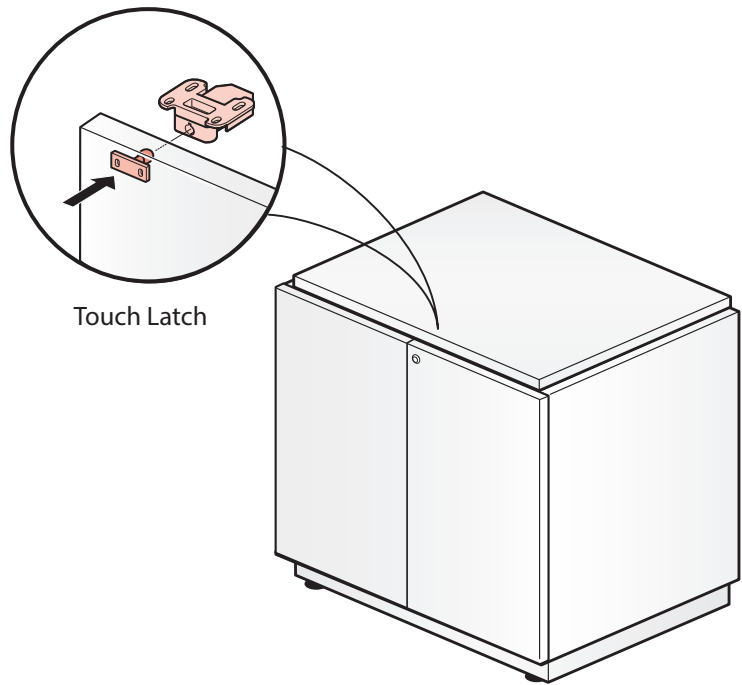
- Horizontally routed across drawer front
- Available on Natural and Double-Cut Veneer



Product Details – Compose Storage

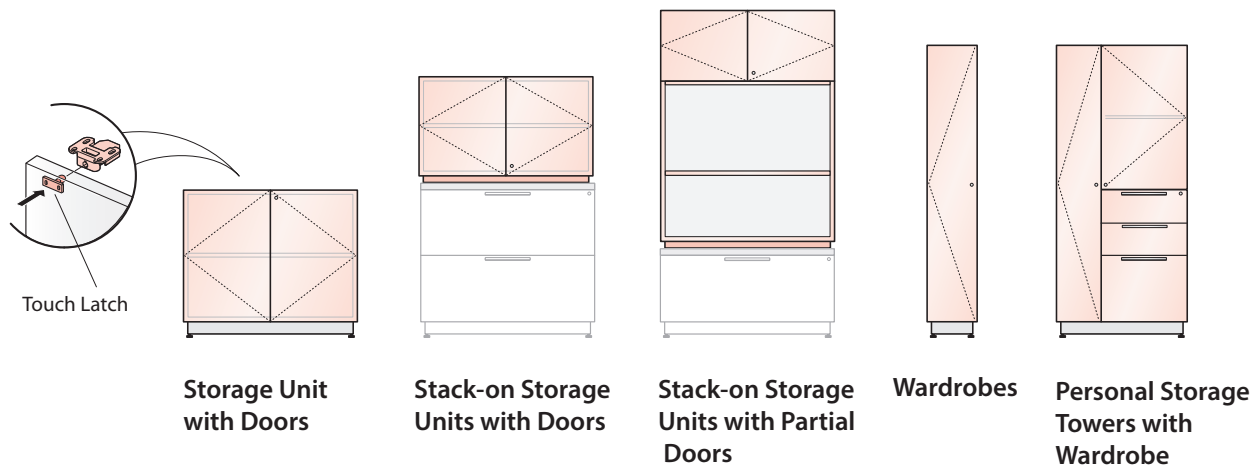
Lower, Upper and Full-Height Storage – Touch Latch Doors

Storage Elements with doors are standard with Touch Latch.



Touch Latch

Storage Elements Standard with Touch Latches



Storage Unit with Doors

Stack-on Storage Units with Doors

Stack-on Storage Units with Partial Doors

Wardrobes

Personal Storage Towers with Wardrobe

Product Details – Compose Storage

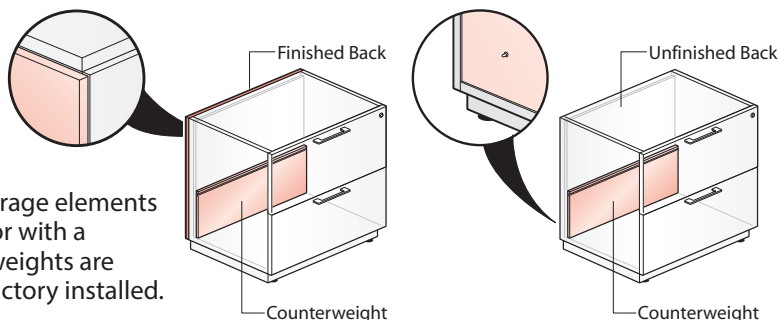
Lower Storage Unit - Counterweights

Counterweights are available as a functional option on the following lower storage elements:

- Pedestal
- Lateral Files
- Open Shelf Lateral Files
- Combination Units

Lower Storage Elements with Finished and Unfinished Backs

Counterweights may be used in lower storage elements with the standard inset, unfinished back or with a separately specified finish back. Counterweights are specified as a functional option and are factory installed.



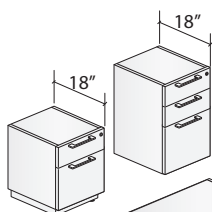
Do Require Counterweights — Must be specified as a functional option

Single Freestanding Lower Storage Elements

Pedestals

Single Freestanding
18" deep, only

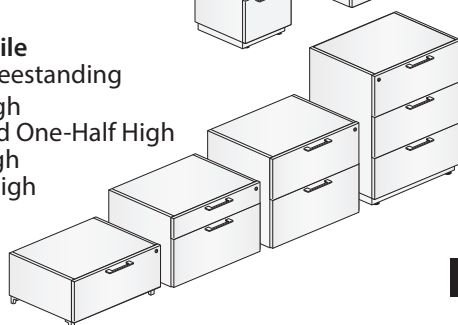
- One and One-Half High
- Two High



Lateral File

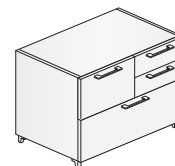
Single Freestanding

- One High
- One and One-Half High
- Two High
- Three High



Combination Units

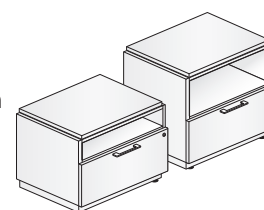
Single Freestanding
• Two High



Open Shelf Lateral File

Single Freestanding

- One and One-Half High
- Two High



Note

Counterweight is required in the above freestanding storage elements with or without a Compose Storage Individual Storage Top.

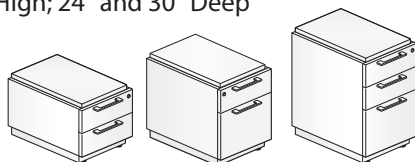


Don't Require Counterweights

Single Freestanding Lower Storage Elements

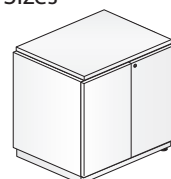
Pedestals

- One High; all depths
- One and One-Half High; 24" and 30" Deep
- Two High; 24" and 30" Deep



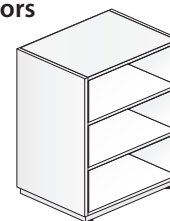
Storage Unit With Doors

- All Sizes



Storage Unit Without Doors

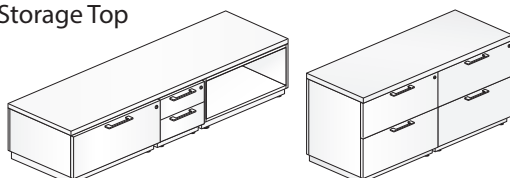
- All Sizes



Attached Lower Storage Elements

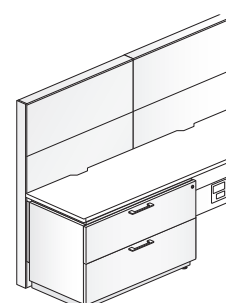
Common or Continuous Storage Top

Two or More Freestanding Lower Storage Units With A Separately Specified Common or Continuous Storage Top



Panel Mounted Elements

Panel mounted application when Lower Storage is attached to an Adaptable Worksurface.

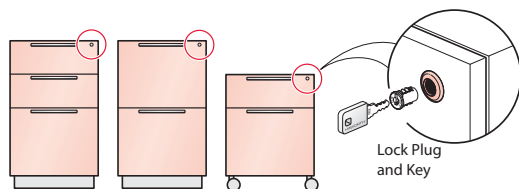


Product Details – Compose Storage

Lock / Quantity and Location

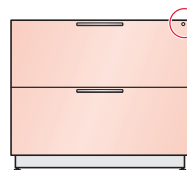
Compose Storage features lower and upper storage elements standard with lock plug and key. Upper Storage and Full height drawers are standard with lock plug and key doors available in a choice of non-locking or locking. Locking elements are standard with random key numbers per each element. Keyed-alike is available, specify as needed.

Lower Storage



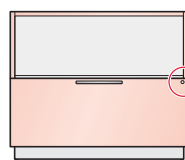
Pedestals

- Standard with one lock plug and key with each pedestal
- One-High
- One and Half-High
- Two-High



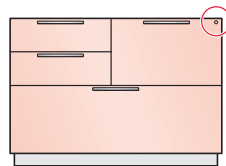
Lateral Files

- Standard with one lock plug and key with each lateral file
- One-High
- Two-High
- Three-High

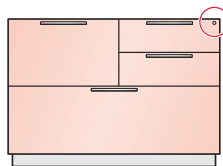


Open Shelf Lateral File

- Standard with one lock plug and key with each Open Shelf Lateral File (Two-High, only)



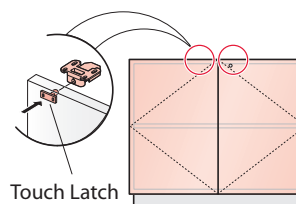
Left-Hand



Right-Hand

Combination Unit

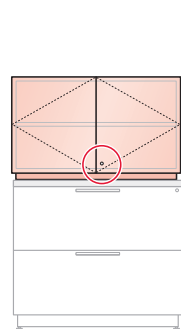
- Standard with one lock plug and key with each Combination Unit (Two-High, only)



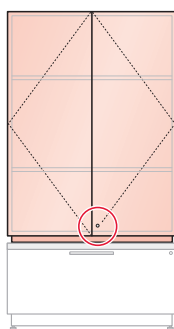
Storage Unit With Doors

- Standard with touch-latch
- One-High
- Two-High
- Three-High

Upper Storage



Stack-on With Doors



Stack-on With Doors

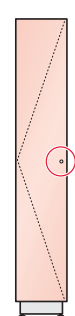


Stack-on With Partial Doors

Stack-on Storage

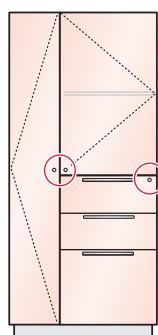
- Optional with one lock plug and key with each Stack-On unit with Doors or Partial Doors
- Standard with Touch-Latch

Full Height Storage



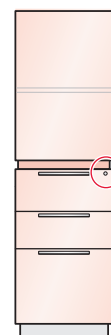
Wardrobe

- Optional with one lock plug and key
- Doors standard with Touch-Latch



Personal Storage Tower With Wardrobe

- Touch-latch doors on wardrobe and storage.
- Touch latch doors on the wardrobe and storage; both locking or both non-locking.
- Drawers standard with single lock.



Personal Storage With Side Bookcase

- Standard with one lock plug and key.

Product Details – Compose Storage

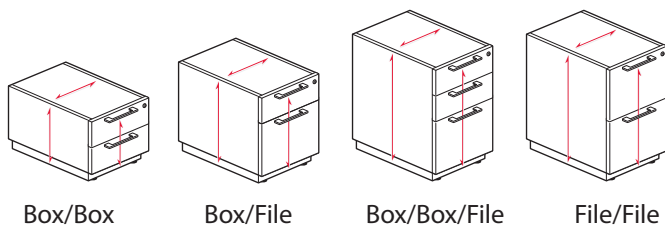
Product Features – Wood Grain Direction – Natural Veneer

Compose Storage is available in natural veneer or double-cut veneer. Refer to the illustrations below for wood grain direction for lower, upper and full height storage elements per each vertical and horizontal surface.

Natural Veneer Wood Grain Direction

Pedestals

- With finished top option



Box/Box

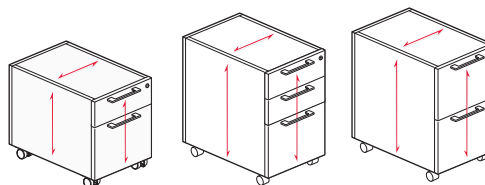
Box/File

Box/Box/File

File/File

Mobile Pedestals

- Mobile pedestal standard with finished top



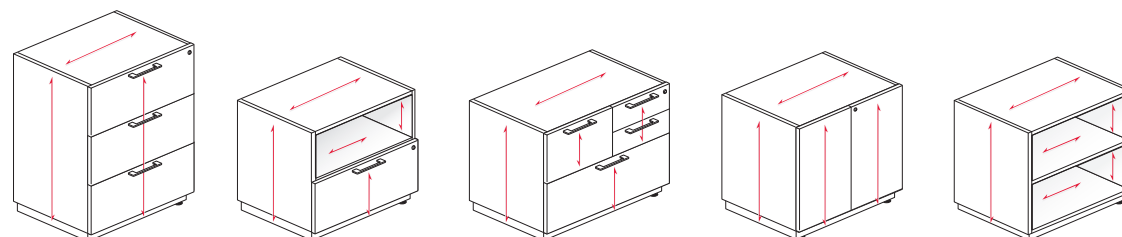
Box/File

Box/Box/File

File/File

Files and Storage Units

- With finished top option



Lateral File

Open Shelf
Lateral File

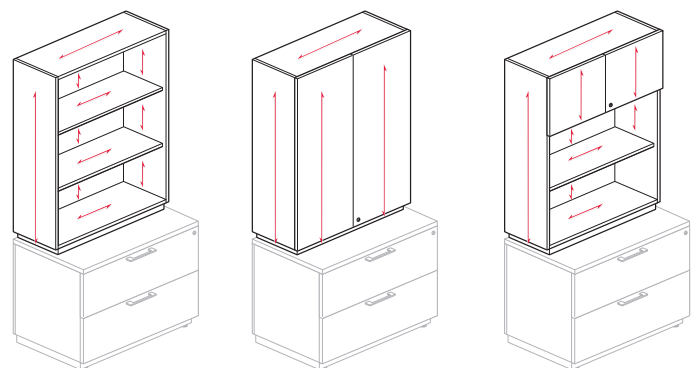
Combination
File

Storage Unit
With Doors

Storage Unit
Without Doors

Stack-On Storage

- Standard with finished top



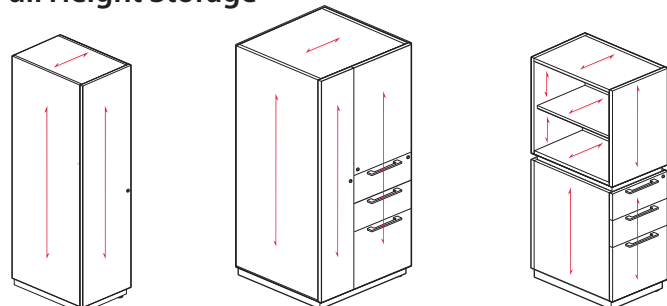
Open

With Doors

With Partial Doors

Indicates Wood
Grain Direction

Full Height Storage



Wardrobe

Personal Storage
Tower With Wardrobe

Personal Storage Tower
With Side Bookcase

Product Details – Compose Storage

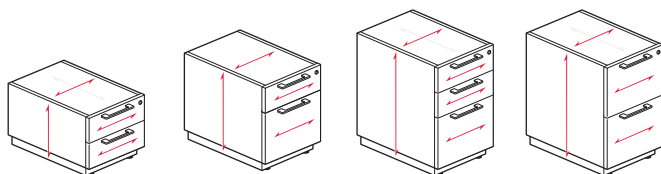
Product Features – Wood Grain Direction – Double Cut Veneer

Compose Storage is available in natural veneer or double cut-veneer. Refer to the illustrations below for wood grain direction for lower, upper and full height storage elements per each vertical and horizontal surface.

Double-Cut Veneer Wood Grain Direction

Pedestals

- With finished top option



Box/Box

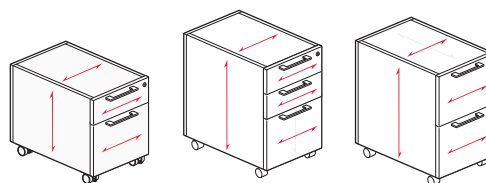
Box/File

Box/Box/File

File/File

Mobile Pedestals

- Mobile pedestal standard with finished top



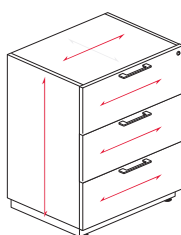
Box/File

Box/Box/File

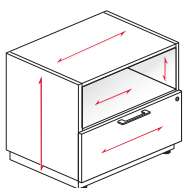
File/File

Files and Storage Units

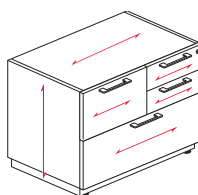
- With finished top option



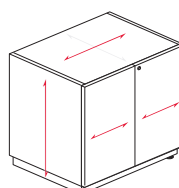
Lateral File



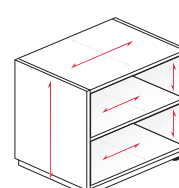
Open Shelf
Lateral File



Combination
File



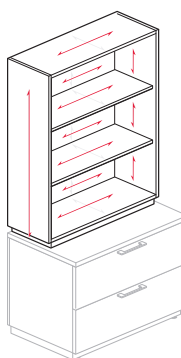
Storage Unit
With Doors



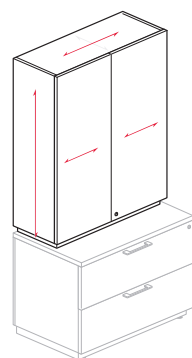
Storage Unit
Without Doors

Stack-On Storage

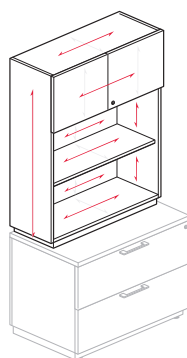
- Standard with finished top



Open



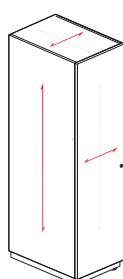
With Doors



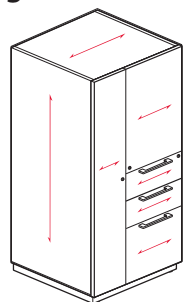
With Partial Doors

Indicates Wood
Grain Direction

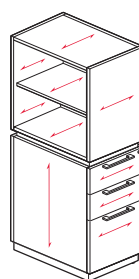
Full Height Storage



Wardrobe



Personal Storage
Tower With Wardrobe



Personal Storage
Tower With Side Bookcase

Product Details – Compose Storage

Storage Tops and Panels – Wood Grain Direction

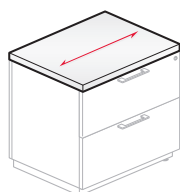
Compose Storage is available in natural veneer or double-cut veneer. Refer to the illustrations below for wood grain direction on components.

Natural Veneer And Double Cut Wood Grain Direction

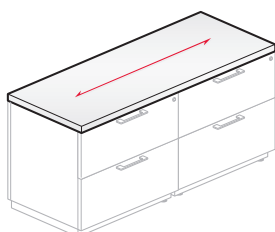
Indicates Wood Grain Direction

Storage Worktops

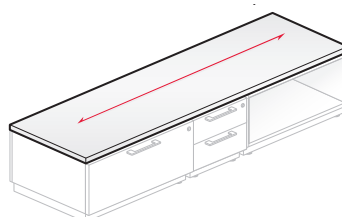
Individual Storage Top



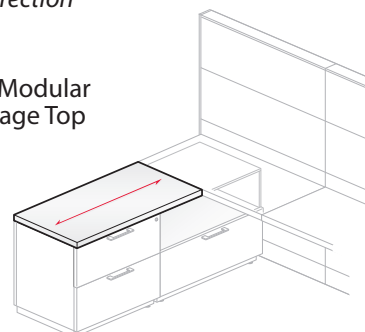
Common Storage Top



Continuous Storage Top



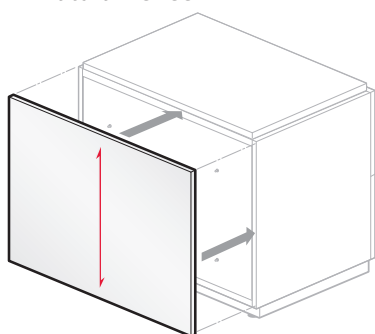
Off-Modular Storage Top



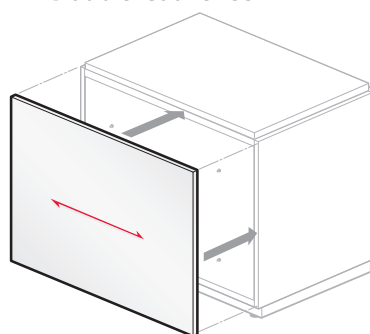
Note Front to back wood grain direction option available on certain width Worktops (See Price List).

Finished Back

Natural Veneer

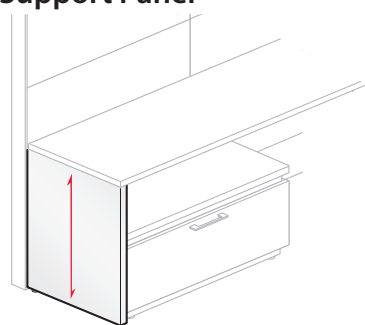


Double-Cut Veneer

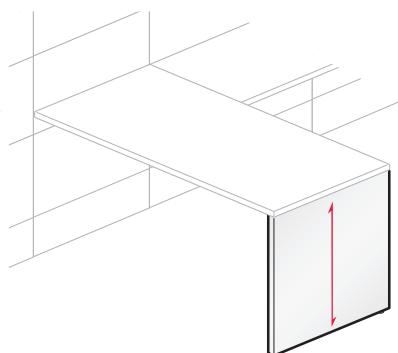


Note Wood Grain direction is the same for all Finished Back Heights.

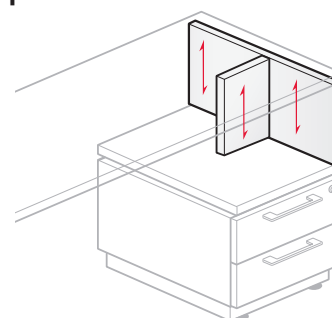
Worksurface Support Panel



Worksurface Support End



One-High Worksurface Support End



Product Details – Compose Storage

Storage Tops

Compose Storage Individual, Common, Continuous and Off-Modular Storage Tops are available in laminate, natural veneer and double cut veneer surfaces.

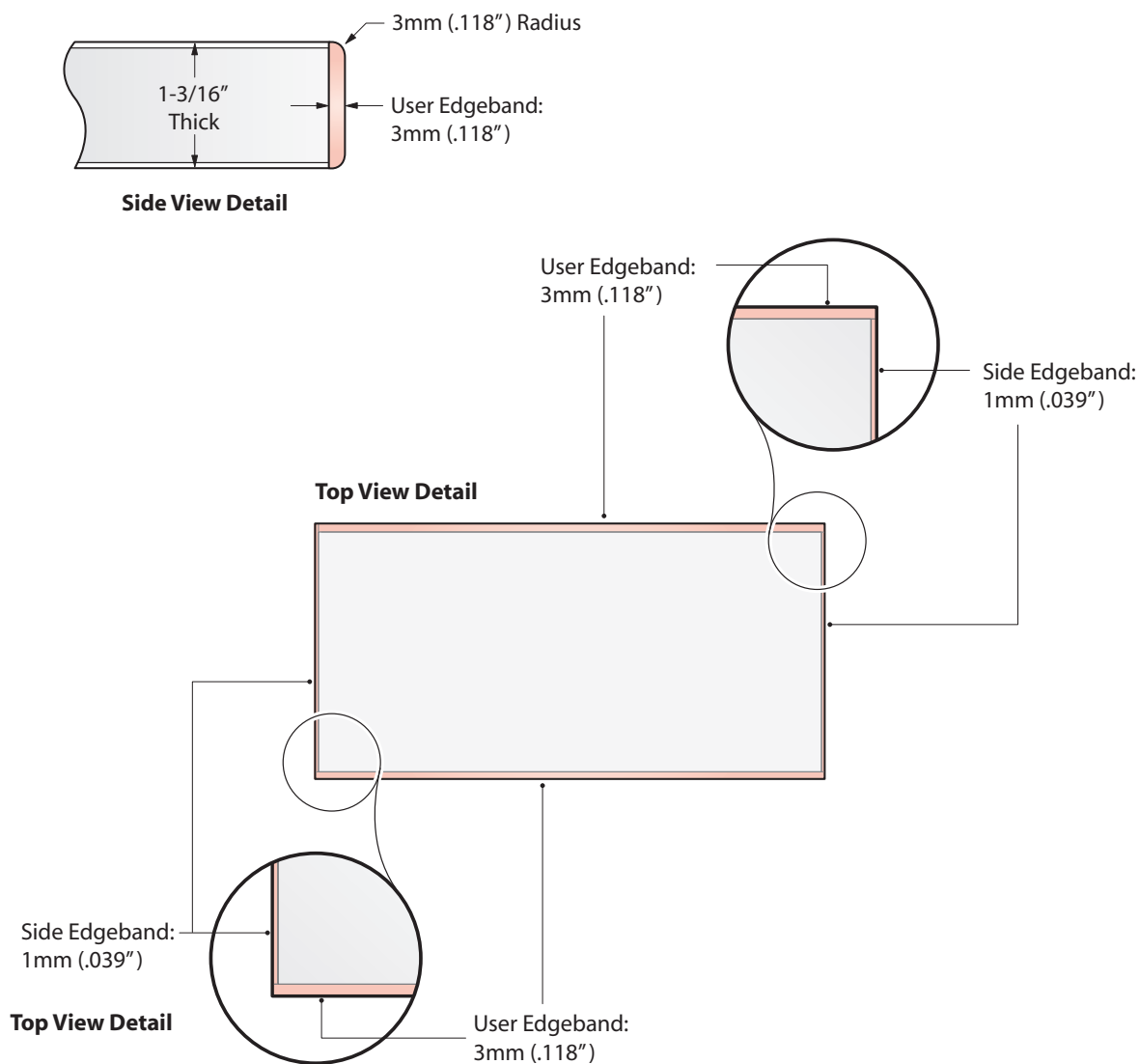
- **1 $\frac{3}{16}$ " Standard Core:** Engineered composite panel made with 100% recycled and/or recovered wood fiber bonded with resin, Worksurfaces with this core are compliant with GREENGUARD™ and ANSI/BIFMA standards for low emitting products.

Storage Top – Edge Detail

Laminate Surface Storage Top (L) 1 $\frac{3}{16}$ " thick; Standard with Edgeband

Wood Veneer Surface Storage Top (W) 1 $\frac{3}{16}$ " thick; Standard with Edgeband

- Front & back: 3mm edgeband
- Sides: 1mm edgeband



Product Details – Compose Storage

Lower Storage – Dimensions

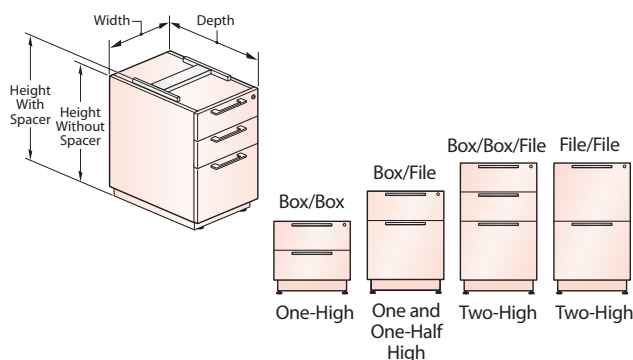
The optional spacer for lower storage impacts the height of the storage element. The spacer – no spacer option effects the relationship of attached components(i.e. Adaptable worksurfaces and worksurface supports, etc.). Refer to the chart below for dimensions. Nominal dimensions are reflected in catalog logic. Actual dimensions are referenced for product application planning purposes.

All lower storage element are standard with an unfinished inset back, with the exception of the Mobile Pedestal which is standard with a finished back and top.

Note If a finished back is required it must be separately specified and will add ¾" to the depth of the lower storage element.

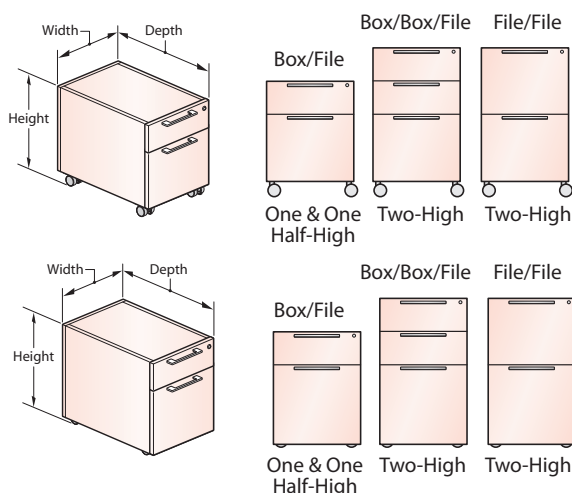
Lower Storage

Pedestal



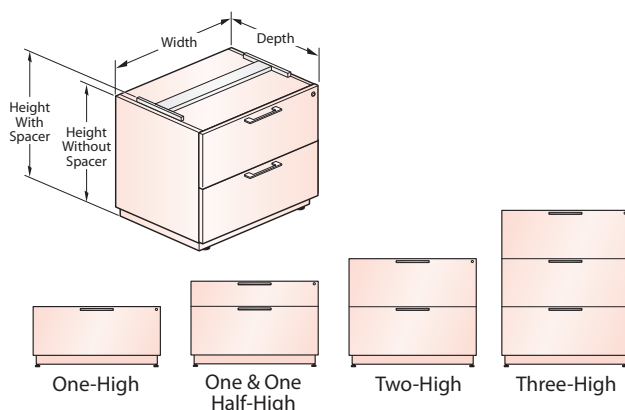
	Height Without Spacer	Height With Spacer	Width	Depth - Standard With Unfinished Inset Back
Nominal Dimensions				
One High:	15"	16"	16"	18" / 24"
One & One Half High:	21"	22"	16"	18" / 24"
Two High:	27"	28"	16"	18" / 24" / 30"
Actual Dimension				
One High:	14.8"	16"	15.5"	16.93" / 22.93"
One & One Half High:	20.9"	22"	15.5"	16.93" / 22.93"
Two High:	26.9"	28"	15.5"	16.93" / 22.93" / 28.93"

Mobile Pedestal



	Height	Width	Depth - Standard With Finished Back
Exposed Caster Base — Nominal Dimensions			
One & One Half High:	20"	16"	18" / 24"
Two High:	26"	16"	18" / 24"
Exposed Caster Base — Actual Dimension			
One & One Half High:	20.2"	15.5"	17.68" / 23.68"
Two High:	26.2"	15.5"	17.68" / 23.68"
Side Panel Caster Base — Nominal Dimensions			
One & One Half High:	21"	16"	18" / 24"
Two High:	27"	16"	18" / 24"
Side Panel Caster Base — Actual Dimension			
One & One Half High:	20.9"	15.5"	17.68" / 23.68"
Two High:	26.9"	15.5"	17.68" / 23.68"

Lateral File

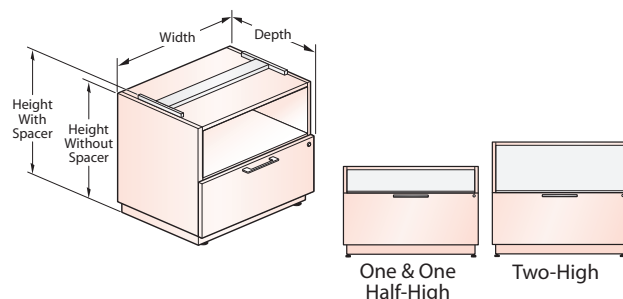


	Height Without Spacer	Height With Spacer	Width	Depth - Standard With Unfinished Inset Back
Nominal Dimensions				
One High:	15"	16"	30" / 36"	18" / 24"
One & One Half High:	21"	22"	30" / 36"	18" / 24"
Two High:	27"	28"	30" / 36"	18" / 24"
Three High:	39"	40"	30" / 36"	18" / 24"
Actual Dimension				
One High:	14.8"	16"	29.875" / 35.875"	16.93" / 22.93"
One & One Half High:	20.9"	22"	29.875" / 35.875"	16.93" / 22.93"
Two High:	26.9"	28"	29.875" / 35.875"	16.93" / 22.93"
Three High:	38.9"	40.1"	29.875" / 35.875"	16.93" / 22.93"

Product Details – Compose Storage

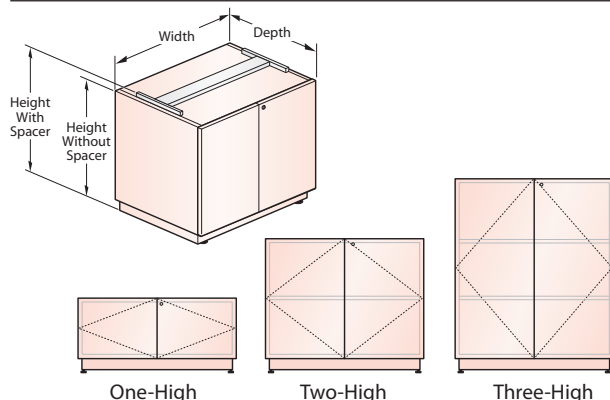
Lower Storage – Dimensions

Open Shelf Lateral File



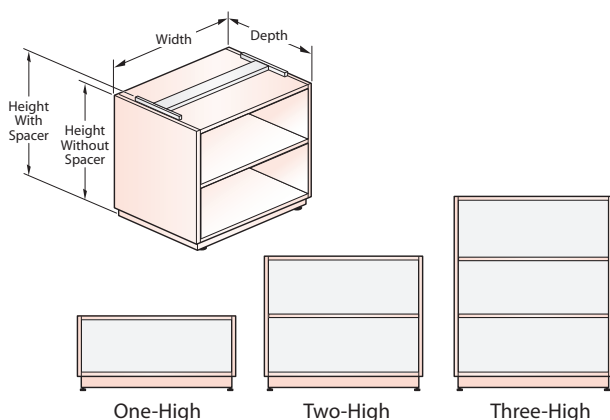
	Height Without Spacer	Height With Spacer	Width	Depth - Standard With Unfinished Inset Back
Nominal Dimensions				
One & One Half High:	21"	22"	30" / 36"	18" / 24"
Two High:	27"	28"	30" / 36"	18" / 24"
Actual Dimension				
One & One Half High:	20.9"	22"	29.88" / 35.88"	16.93" / 22.93"
Two High:	26.9"	28"	29.88" / 35.88"	16.93" / 22.93"

Storage Unit with Doors



	Height Without Spacer	Height With Spacer	Width	Depth - Standard With Unfinished Inset Back
Nominal Dimensions				
One High:	15"	16"	30" / 36"	18" / 24"
Two High:	27"	28"	30" / 36"	18" / 24"
Three High:	39"	40"	30" / 36"	18" / 24"
Actual Dimension				
One High:	14.8"	16"	29.88" / 35.88"	16.93" / 22.93"
Two High:	26.9"	28"	29.88" / 35.88"	16.93" / 22.93"
Three High:	38.9"	40.1"	29.88" / 35.88"	16.93" / 22.93"

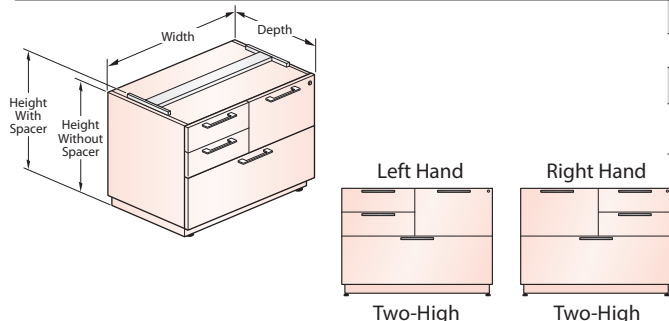
Storage Unit without Doors



	Height Without Spacer	Height With Spacer	Width	Depth - Standard With Unfinished Inset Back
Nominal Dimensions				
One High:	15"	16"	30" / 36"	18" / 24"
Two High:	27"	28"	30" / 36"	18" / 24"
Three High:	39"	40"	30" / 36"	18" / 24"
Actual Dimension				
One High:	14.8"	16"	29.88" / 35.88"	16" / 22"
Two High:	26.9"	28"	29.88" / 35.88"	16" / 22"
Three High:	38.9"	40.1"	29.88" / 35.88"	16" / 22"

Note Dimensions same as unit w/doors minus ¾" off depth.

Combination File



	Height Without Spacer	Height With Spacer	Width	Depth - Standard With Unfinished Inset Back
Nominal Dimensions				
Two High:	27"	28"	36"	18" / 24"
Actual Dimension				
Two High:	26.9"	28"	35.88"	16.93" / 22.93"

Note If a finished back is required it must be separately specified and will add ¾" to the depth of the lower storage element.

Product Details – Compose Storage

Upper Storage – Dimensions

Stack On Storage units are for use with one, one and one-half or two high lower storage elements. The Stack On storage unit and lower storage element must be the same width in a freestanding application.

Select height combinations of lower and upper storage elements compliment Compose panel heights.

Stack On Storage units are standard with a inset, unfinished back.

Note If a finished back is required it must be separately specified and will add ¾" to the depth of the Stack On storage element.

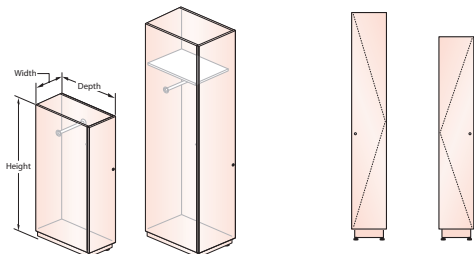
Stack On Storage Unit		Height	Width	Depth - Standard With Unfinished Inset Back
		Nominal Dimensions		
	With Doors	With Full Height Doors (1H) 19", 27", 35", 43", (2H) 31", 39", 47", 55"	30", 36"	15"
	With Partial Doors	(1H) 35", 43" (2H) 47", 55"	30", 36"	15"
	Without Doors	(1H) 19", 27", 35", 43", (2H) 31", 39", 47", 55"	30", 36"	15"
		Actual Dimension		
	With Full Height Doors	(1H) 19.7", 27.7", 35.7", 43.7", (2H) 31.7", 39.7", 47.7", 55.7"	29.88", 35.88"	14.3"
	With Partial Doors	(1H) 35.7", 43.7" (2H) 47.7", 55.7"	29.88", 35.88"	14.3 "
	Without Doors	(1H) 19.7", 27.7", 35.7", 43.7", (2H) 31.7", 39.7", 47.7", 55.7"	29.88", 35.88"	13.3"
	Without Doors			

Product Details – Compose Storage

Full Height Storage – Dimensions

Wardrobe

Wardrobes heights compliments Compose panel heights.
Standard with an inset, unfinished back.

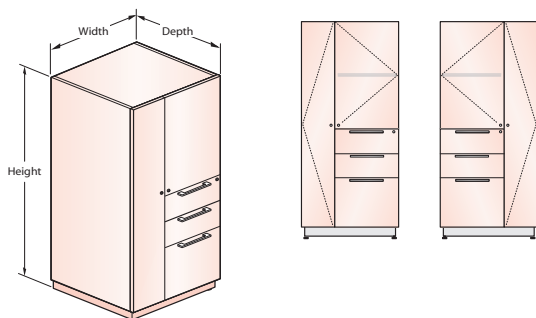


	Height	Width	Depth - Standard With Unfinished Inset Back
Nominal Dimensions	49", 57", 65", 73"	12", 18"	18", 24", 30"
Actual Dimensions	49", 57", 65", 73"	11.88", 17.88"	16.9", 22.9", 28.9"

Note If a finished back is required it must be separately specified and will add $\frac{3}{4}$ " to the depth of the full height storage element.

Personal Storage Tower With Wardrobe

Personal Storage Tower with Wardrobe heights compliment Compose panel heights.
Standard with an inset, unfinished back.

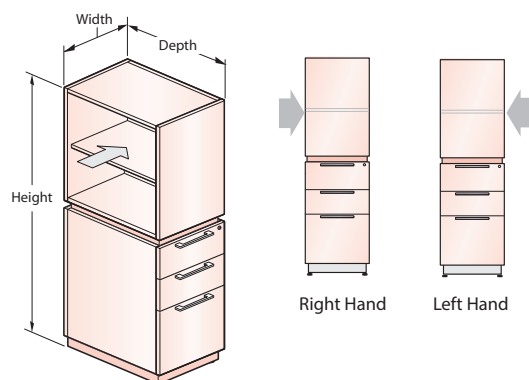


	Height	Width	Depth - Standard With Unfinished Inset Back
Nominal Dimensions	49", 57", 65", 73"	24"	18", 24"
Actual Dimensions	49", 57", 65", 73"	23.88"	16.9", 22.9"

Note If a finished back is required it must be separately specified and will add $\frac{3}{4}$ " to the depth of the full height storage element.

Personal Storage Tower With Side Bookcase

Personal Storage Tower with Side Bookcase heights compliment Compose panel heights.
Standard with a finished back.



	Height	Width	Depth - Standard With Unfinished Inset Back
Nominal Dimensions	49", 57", 65", 73"	16"	18", 24", 30"
Actual Dimensions	49", 57", 65", 73"	15.5"	17.68", 23.68", 29.68"

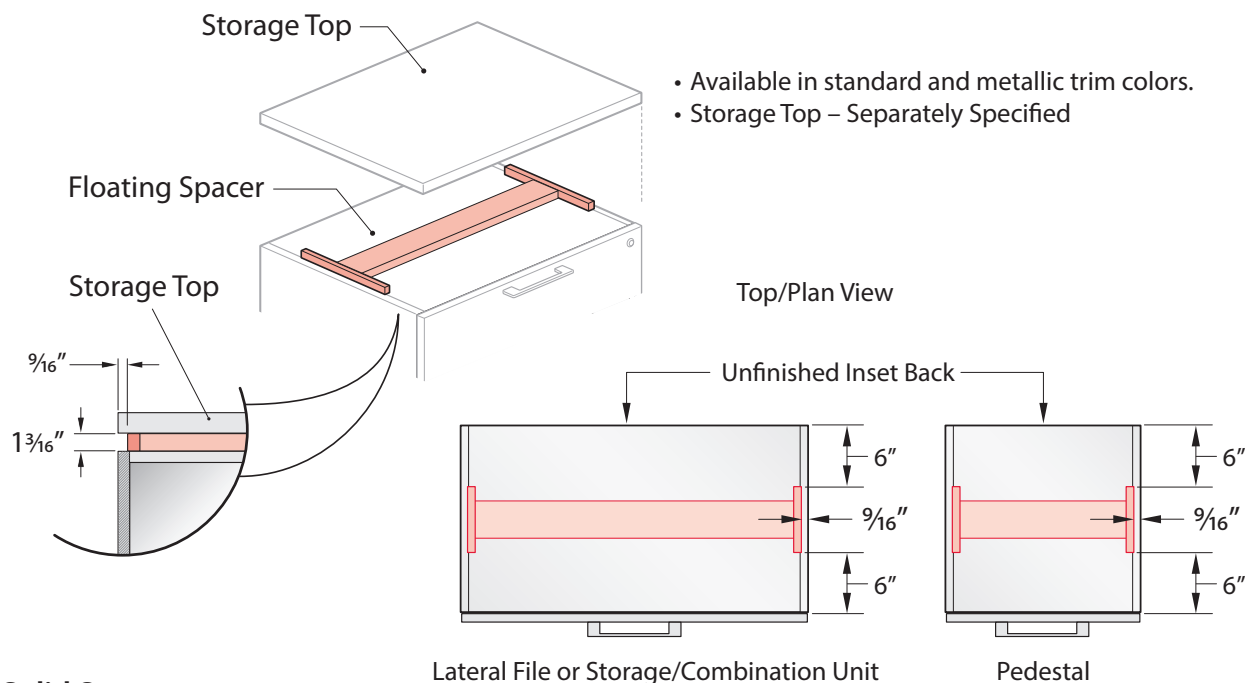
Product Details – Compose Storage

Spacer – Dimensions

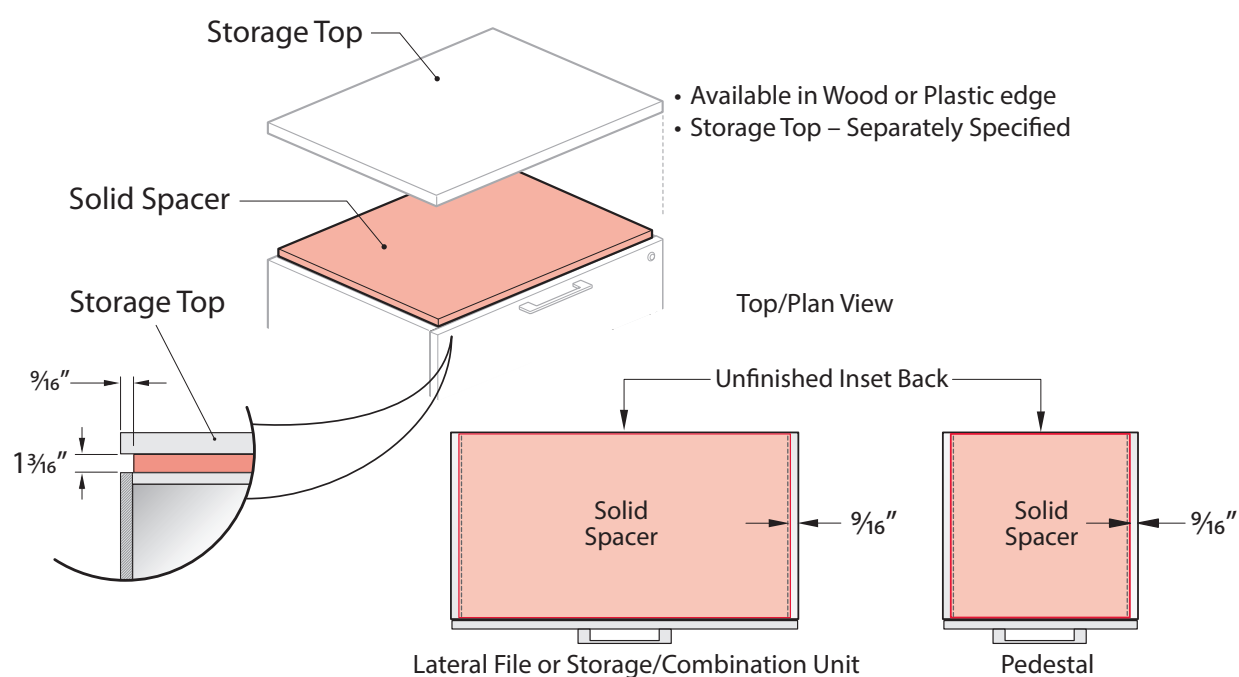
Lower storage elements feature two spacer options; solid or floating. Spacer options are selected for functional and aesthetic purposes. Spacer options are available for all lower storage elements with the exception of the mobile pedestal.

- Spacers are $1\frac{3}{16}$ " high
- Spacer styles are not interchangeable for a field retrofit application

Floating Spacer



Solid Spacer



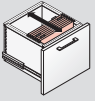
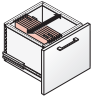
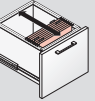
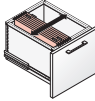
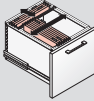
Note Flush to back and front of the case top.

Tips To meet multiple design needs either spacer or no-spacer option may be specified with any base/leg option.

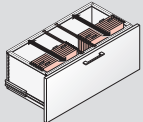
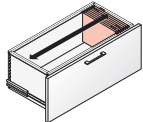
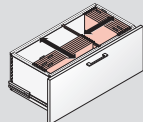
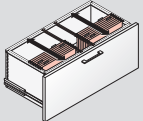
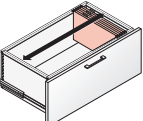
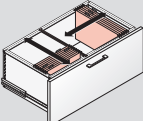
Product Details – Compose Storage

Storage Capacities / Interior Dimensions

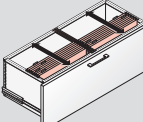
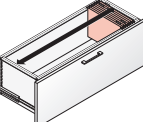
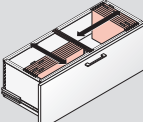
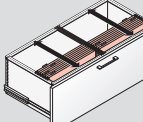
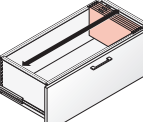
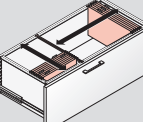
Pedestal and Lateral Files — Filing Configurations and Capacity

	Front To Back Filing	Side To Side Filing	Combination Filing
Pedestal File Drawers — 16" Width			
18" Depth Pedestal File (16.93" Actual Depth)	 <ul style="list-style-type: none"> • 12" Front-To-Back Letter Filing 	 <ul style="list-style-type: none"> • 12" Side-To-Side Letter Filing 	
24" Depth Pedestal File (22.93" Actual Depth)	 <ul style="list-style-type: none"> • 15 3/16" Front-To-Back Letter Filing 	 <ul style="list-style-type: none"> • 12" Side-To-Side Legal Filing 	 <ul style="list-style-type: none"> • 12" Side-To-Side Legal Filing • 2 3/16" Front-To-Back Letter Filing

Lateral File Drawers — 30" Width

18" Depth Lateral File (16.93" Actual Depth)	 <ul style="list-style-type: none"> • 12" Front-To-Back Letter Filing • 12" Front-To-Back Letter Filing 	 <ul style="list-style-type: none"> • 25 5/8" Side-To-Side Letter Filing 	 <ul style="list-style-type: none"> • 10 7/16" Side-To-Side Letter Filing • 12" Front-To-Back Legal Filing
24" Depth Lateral File (22.93" Actual Depth)	 <ul style="list-style-type: none"> • 15 3/16" Front-To-Back Letter Filing • 15 3/16" Front-To-Back Letter Filing 	 <ul style="list-style-type: none"> • 25 5/8" Side-To-Side Legal Filing 	 <ul style="list-style-type: none"> • 13 5/8" Side-To-Side Legal Filing • 15 3/16" Front-To-Back Letter Filing

Lateral File Drawers — 36" Width

18" Depth Lateral File (16.93" Actual Depth)	 <ul style="list-style-type: none"> • 12" Front-To-Back Legal Filing • 12" Front-To-Back Legal Filing 	 <ul style="list-style-type: none"> • 31 5/8" Side-To-Side Letter Filing 	 <ul style="list-style-type: none"> • 16 7/16" Side-To-Side Letter Filing • 12" Front-To-Back Legal Filing
24" Depth Lateral File (22.93" Actual Depth)	 <ul style="list-style-type: none"> • 15 3/16" Front-To-Back Legal Filing • 15 3/16" Front-To-Back Legal Filing 	 <ul style="list-style-type: none"> • 31 5/8" Side-To-Side Legal Filing 	 <ul style="list-style-type: none"> • 19 9/16" Side-To-Side Legal Filing • 15 3/16" Front-To-Back Letter Filing

Drawer Dimensions and Load Capacities

	Drawer Height	Drawer Depth	Drawer Width	Drawer Bottom Load	Drawer Slide Load
16" Wide Pedestal Drawers					
18" Deep Pedestal Box Drawer	4"	13"	13"	16 lbs.	100 lbs.
18" Deep Pedestal File Drawer	9 7/8"	13"	13"	32 lbs.	100 lbs.
24" Deep Pedestal Box Drawer	4"	16 3/16"	13"	22 lbs.	100 lbs.
24" Deep Pedestal File Drawer	9 7/8"	16 3/16"	13"	45 lbs.	100 lbs.
30" Wide Lateral File Drawers					
18" Deep Lateral File Drawer	9 7/8"	13"	26 5/8"	71 lbs.	200 lbs.
24" Deep Lateral File Drawer	9 7/8"	16 3/16"	26 5/8"	71 lbs.	200 lbs.
36" Wide Lateral File Drawers					
18" Deep Lateral File Drawer	9 7/8"	13"	32 5/8"	87 lbs.	200 lbs.
24" Deep Lateral File Drawer	9 7/8"	16 3/16"	32 5/8"	87 lbs.	200 lbs.

Note Drawer load ratings are based on BIFMA load requirement of 0.017 lbs per cubic inch of drawer volume.

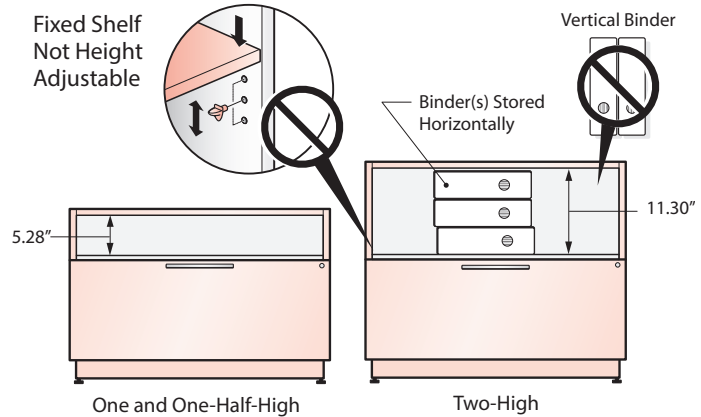
Product Details – Compose Storage

Storage Capacities / Interior Dimensions – Lower Storage

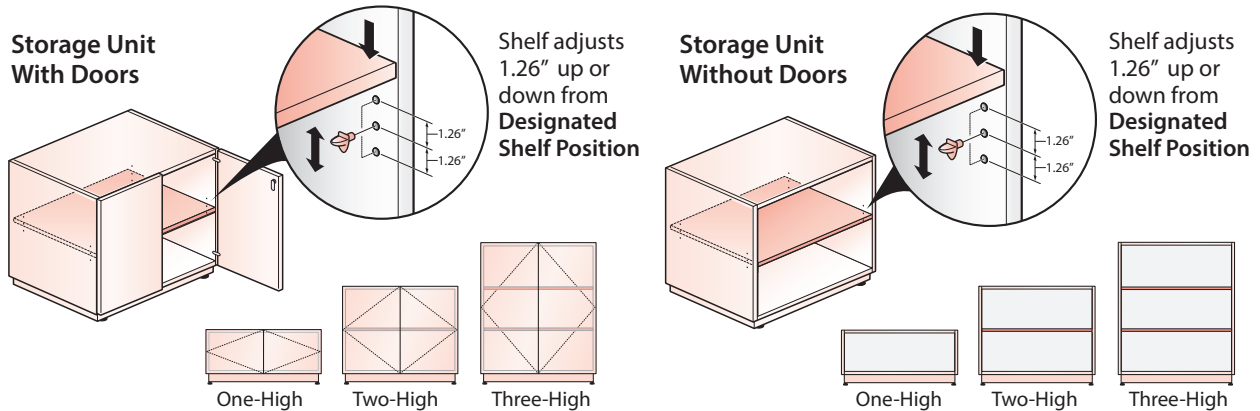
Open Shelf Lateral File

Interior Dimensions

Shelf Quantity		ONE AND ONE-HALF HIGH	TWO-HIGH
		1 Fixed	1 Fixed
Interior Height		5.28"	11.30"
Interior Width	(30" W File)	28.38"	28.38"
	(36" W File)	34.38"	34.38"
Interior Depth	(18" D File)	15.33"	15.33"
	(24" D File)	21.32"	21.32"

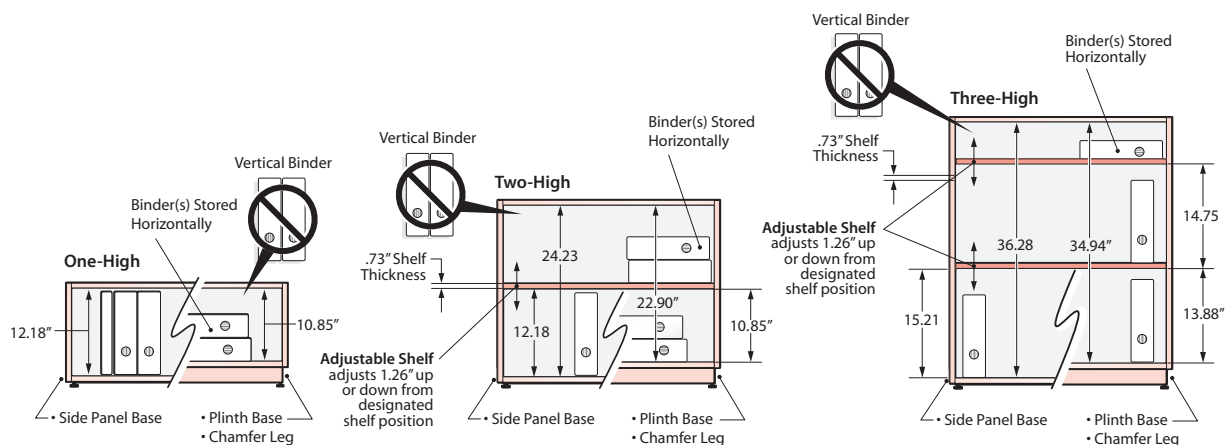


Storage Unit — With Door and Without Doors



Interior Dimensions

Shelf Quantity		ONE-HIGH	TWO-HIGH	THREE-HIGH
		0	1 Adjustable	2 Adjustable
Shelf Thickness		.73"	.73"	.73"
Interior Height	(Side Panel Base)	12.18"	24.23"	36.28"
	(Plinth Base or Chamfer Leg)	10.85"	22.90"	34.94"
Interior Width	(30" W Unit)	28.38"	28.38"	28.38"
	(36" W Unit)	34.38"	34.38"	34.38"
Interior Depth	(18" D Unit)	15.33"	15.33"	15.33"
	(24" D Unit)	21.32"	21.32"	21.32"



Product Details

Personal Storage Tower With Side Bookcase



Compose Storage Specification Guide

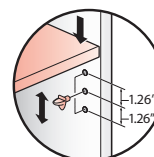
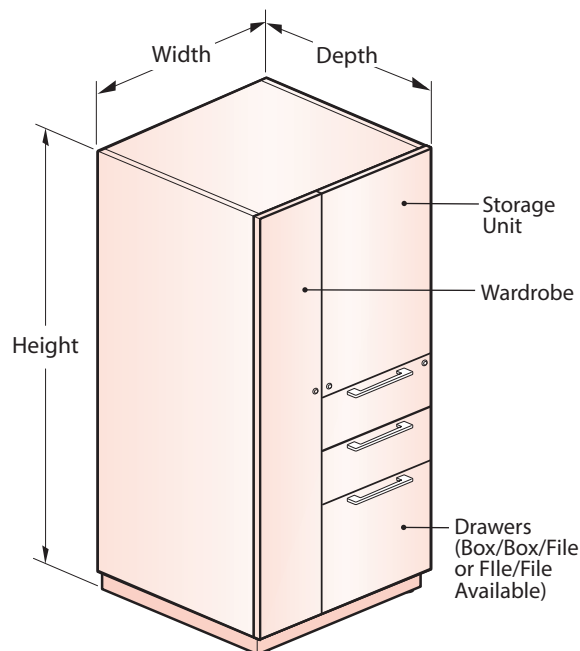
Product Details – Compose Storage

Storage Capacities / Interior Dimensions – Full Height Storage

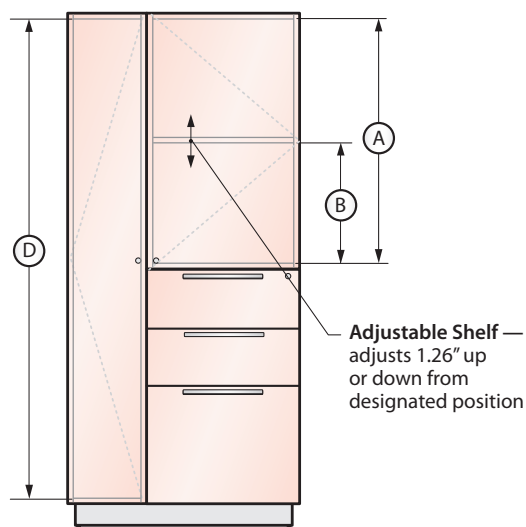
Personal Storage Tower With Wardrobe

Interior Dimensions

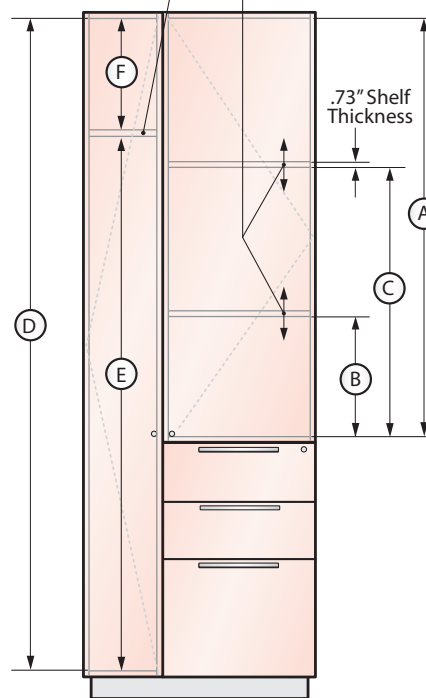
Nominal Exterior Height	49"	57"	65"	73"
Storage Unit Interior Height (A)	21.50"	29.50"	37.50"	45.50"
Storage Unit Shelf Quantity	1 Adjustable	1 Adjustable	2 Adjustable	2 Adjustable
Storage Unit Designated Shelf Position (B)	6.24"	14.24"	6.24"	14.24"
Shelf Position (C)	N/A	N/A	22.24"	30.24"
Shelf Thickness	.73"	.73"	.73"	.73"
Storage Unit Interior Width (24" D Unit)	14.04"	14.04"	14.04"	14.04"
Wardrobe Interior Depth (18" D Unit)	14.93"	14.93"	14.93"	14.93"
(24" D Unit)	20.93"	20.93"	20.93"	20.93"
(30" D Unit)	26.93"	26.93"	26.93"	26.93"
Wardrobe Interior Height (D)	(Side Panel Base Option) 46.47"	(Side Panel Base Option) 54.47"	(Side Panel Base Option) 62.47"	(Side Panel Base Option) 70.47"
(Plinth Base/Chamfer Leg Option)	45.13"	53.13"	61.13"	69.13"
Wardrobe Shelf Quantity	0	0	0	1 Fixed
Wardrobe Designated Shelf Position (E)	(Side Panel Base Option) N/A	(Side Panel Base Option) N/A	(Side Panel Base Option) N/A	(Side Panel Base Option) 46.47"
(Plinth Base/Chamfer Leg Option)	N/A	N/A	N/A	45.13"
Wardrobe Interior Shelf Height (F)	N/A	N/A	N/A	14.54"
Wardrobe Shelf Thickness	N/A	N/A	N/A	.73"
Wardrobe Interior Width (24" D Unit)	7.65"	7.65"	7.65"	7.65"
Wardrobe Interior Depth (18" D Unit)	14.93"	14.93"	14.93"	14.93"
(24" D Unit)	20.93"	20.93"	20.93"	20.93"
(30" D Unit)	26.93"	26.93"	26.93"	26.93"



Fixed Shelf Adjustable Shelf — adjusts 1.26" up or down from designated position



49", 57" and 65" Height Personal Storage Tower With Wardrobe



73" Height Personal Storage Tower With Wardrobe

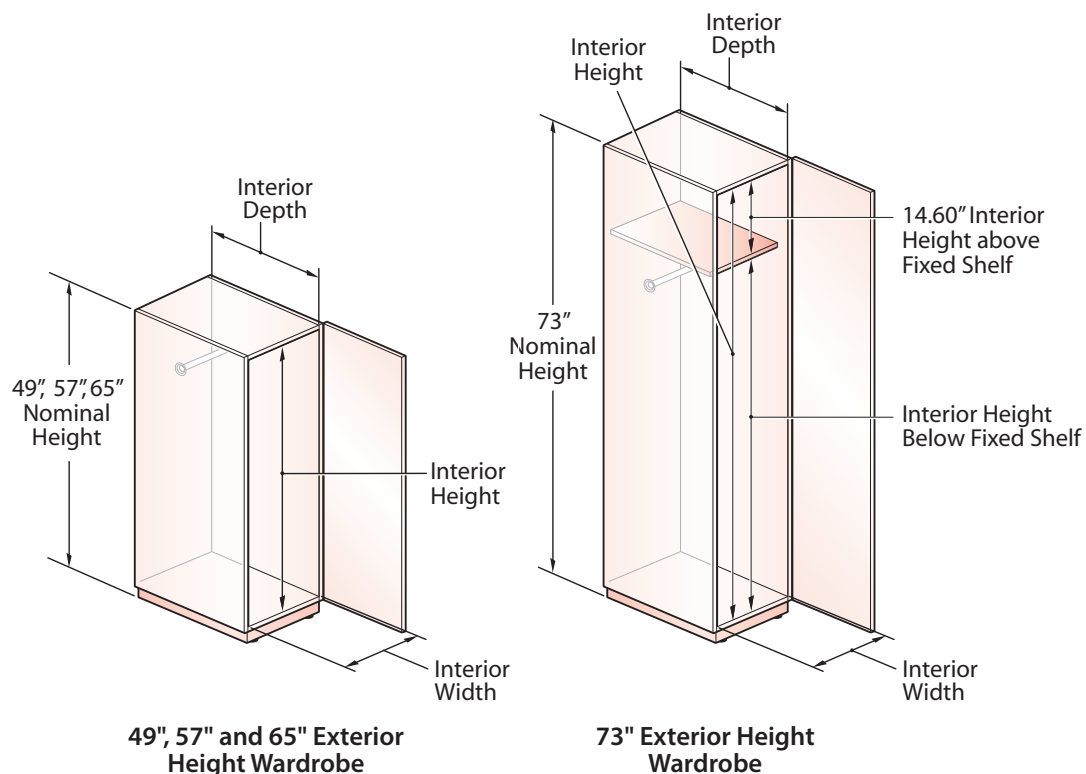
Product Details – Compose Storage

Storage Capacities / Interior Dimensions – Full Height Storage

Wardrobes

Interior Dimensions

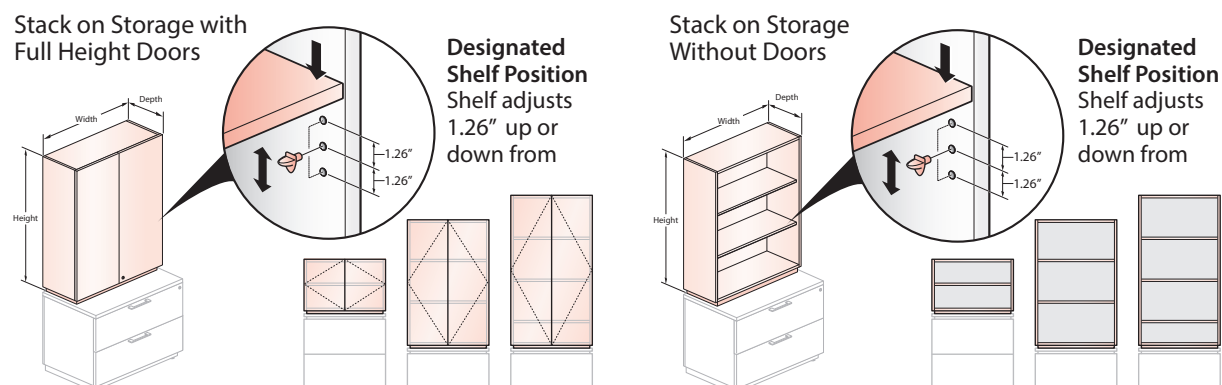
Nominal Exterior Height		49"	57"	65"	73"
Wardrobe Shelf Quantity		0	0	0	1 Fixed
Wardrobe Interior Height	(Side Panel Base Option)	46.46"	54.46"	62.46"	69.73"
	(Plinth Base/ Chamfer Leg Option)	45.13"	53.13"	61.13"	68.4"
Wardrobe Interior Height Below Fixed Shelf	(Side Panel Base Option)	N/A	N/A	N/A	55.13"
	(Plinth Base/ Chamfer Leg Option)	N/A	N/A	N/A	53.80"
Wardrobe Interior Height Above Fixed Shelf	(Side Panel Base Option)	N/A	N/A	N/A	14.60"
	(Plinth Base/ Chamfer Leg Option)	N/A	N/A	N/A	14.60"
Wardrobe Interior Width	(12" W Unit)	11.87"	11.87"	11.87"	11.87"
	(18" W Unit)	17.87"	17.87"	17.87"	17.87"
Wardrobe Interior Depth	(18" D Unit)	14.94"	14.94"	14.94"	14.94"
	(24" D Unit)	20.94"	20.94"	20.94"	20.94"
	(30" D Unit)	26.94"	26.94"	26.94"	26.94"



Product Details – Compose Storage

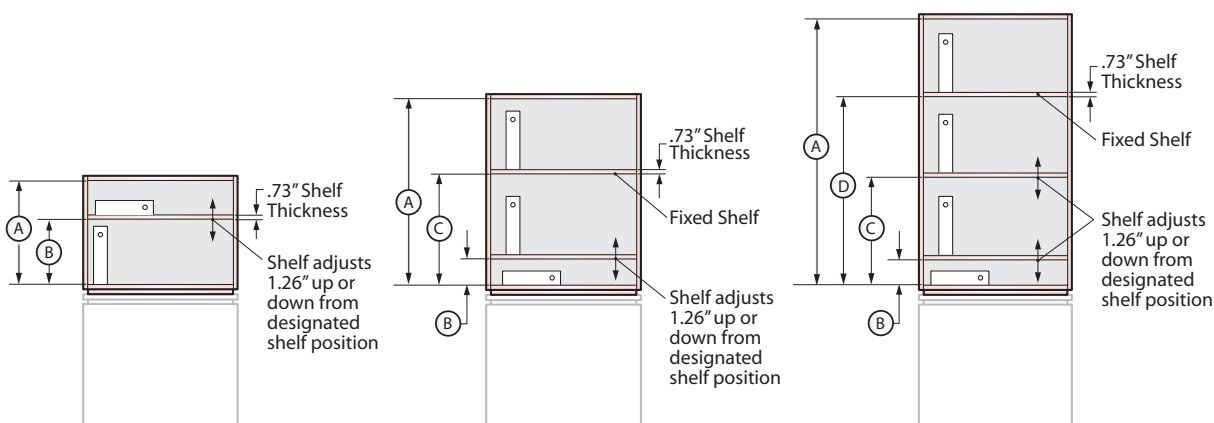
Storage Capacities / Interior Dimensions – Upper Storage

Stack On Storage Units — With Full Height Doors and Without Doors



Interior Dimensions

Nominal Exterior Height		19"	27"	31"	35"	39"	43"	47"	55"
Shelf Quantity		1 Adjustable	1 Adjustable	1 Adjustable	1 Adjustable 1 Fixed	1 Adjustable 1 Fixed	1 Adjustable 1 Fixed	1 Adjustable 1 Fixed	2 Adjustable 1 Fixed
Interior Height Actual	(A)	17.54"	25.54"	29.54"	33.54"	37.54"	41.54"	45.54"	53.54"
Designated Shelf Position	(B)	8.39"	12.39"	14.39"	3.59"	8.00"	11.60"	11.60"	8.39"
	(C)	N/A	N/A	N/A	18.39"	22.76"	26.39"	30.39"	23.15"
	(D)	N/A	N/A	N/A	N/A	N/A	N/A	N/A	38.39"
Shelf Thickness		.73"	.73"	.73"	.73"	.73"	.73"	.73"	.73"
Interior Width	(30" W Unit)	28.39"	28.39"	28.39"	28.39"	28.39"	28.39"	28.39"	28.39"
	(36" W Unit)	34.39"	34.39"	34.39"	34.39"	34.39"	34.39"	34.39"	34.39"
Interior Depth With or Without Doors	(15" D Unit)	12.26"	12.26"	12.26"	12.26"	12.26"	12.26"	12.26"	12.26"



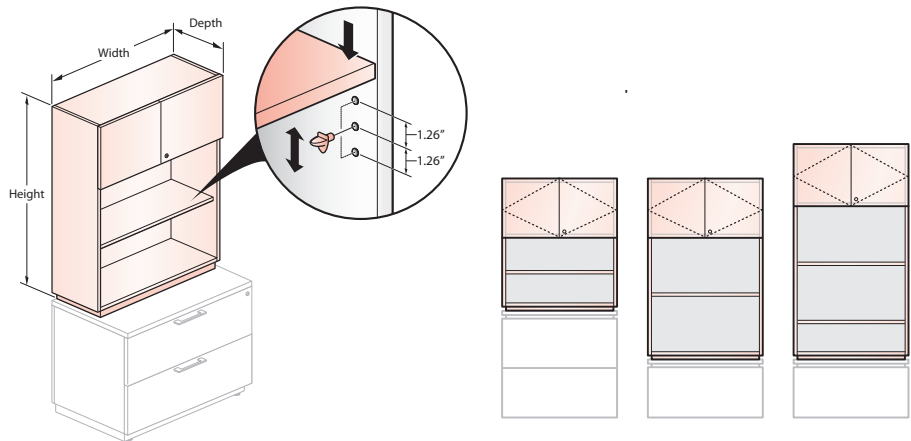
Note Standard height binder is shown.

Product Details – Compose Storage

Storage Capacities / Interior Dimensions – Upper Storage

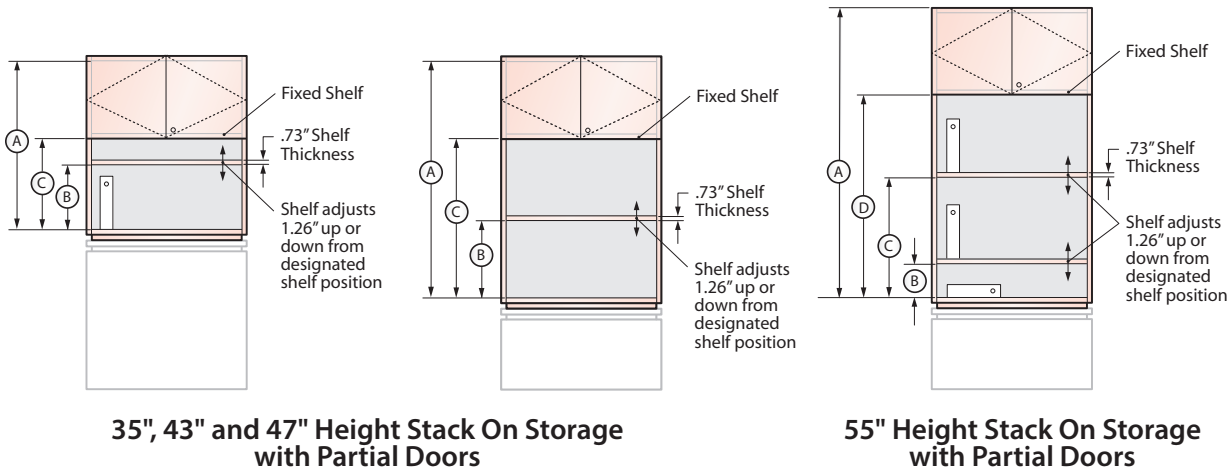
Stack On Storage Units — With Partial Doors On Top

Stack on Storage
With Partial Doors
On Top



Interior Dimensions

Nominal Exterior Height		35"	43"	47"	55"
Shelf Quantity		1 Adjustable 1 Fixed	1 Adjustable 1 Fixed	1 Adjustable 1 Fixed	2 Adjustable 1 Fixed
Interior Height Actual	(A)	33.54"	41.54"	45.54"	53.54"
Designated Shelf Position	(B)	3.59"	11.60"	11.60"	8.39"
	(C)	18.39"	26.39"	30.39"	23.15"
	(D)	N/A	N/A	N/A	38.39"
Shelf Thickness		.73"	.73"	.73"	.73"
Interior Width	(30" W Unit)	28.39"	28.39"	28.39"	28.39"
	(36" W Unit)	34.39"	34.39"	34.39"	34.39"
Interior Depth With Full Height Doors	(15" D Unit)	12.26"	12.26"	12.26"	12.26"



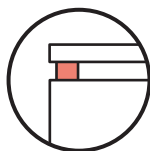
Note Standard height binder is shown.

Product Details – Compose Storage

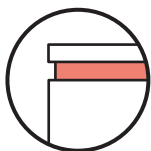
Storage Height – Application Planning – Planning With / Without Spacers

Lower storage elements are available with or without a spacer. A storage element without a spacer is available with a finished or unfinished top. The spacer or no-spacer option impacts the overall height of a lower storage element this also impacts the height of a worksurface and the height of stack-on combinations.

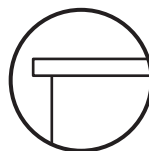
Floating Spacer



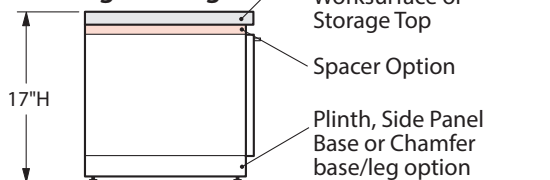
Solid Spacer



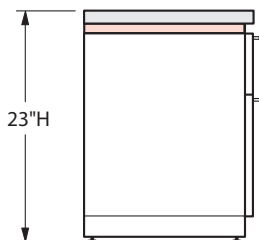
Without Spacer



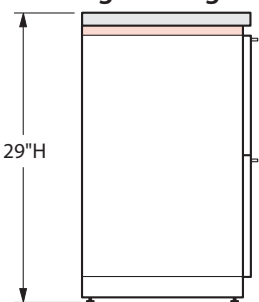
One-High Storage



One and One-Half High Storage



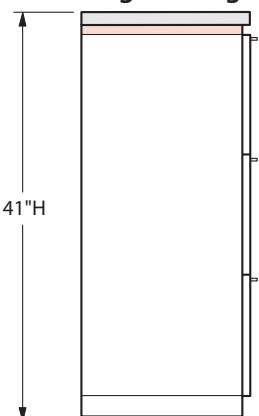
Two-High Storage



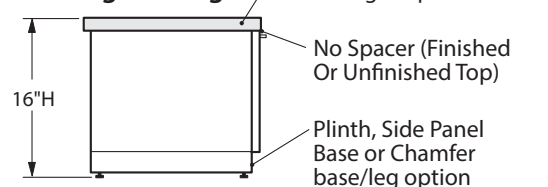
Note

Two-high storage with a spacer when used with a Storage Top or a 1-3/16" thick Adaptable worksurface provide a 29" nominal height worksurface

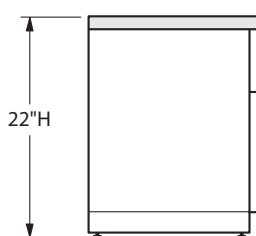
Three-High Storage



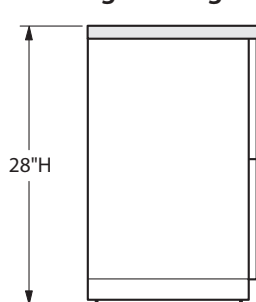
One-High Storage



One and One-Half High Storage



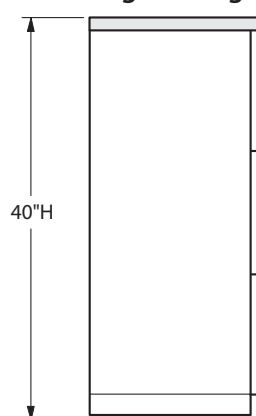
Two-High Storage



Note

Two-high storage without a spacer used with a Storage Top or a 1-3/16" thick Adaptable worksurface provide a 28" nominal height worksurface

Three-High Storage



To meet multiple design needs either spacer and the no spacer option may be specified with any base/leg option.

Product Details – Compose Storage

Storage Depth – Application Planning – Planning With / Without Finished Back

Separately Specified Finished Backs For Lower Storage Units

Lower storage elements are standard with an unfinished, inset back. The one exception is the Mobile Pedestal which includes a finished back. A finished back must be separately specified for one, one and one-half, two or three-high lower storage elements if the back of the unit is exposed. Finished backs are field installed and are proud of the storage case. A finished back adds 3/4" depth to the storage element.

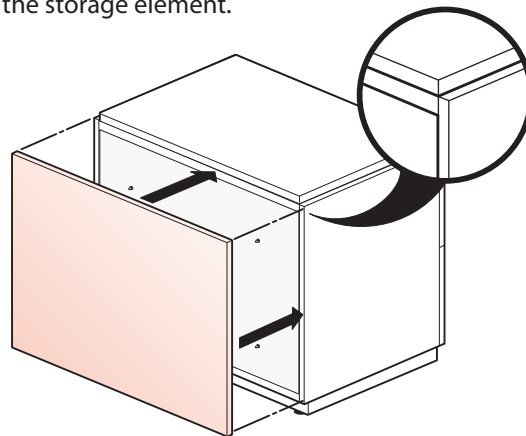
Finished Back

- Adds 3/4" to the depth of the lower storage element
- Lower storage elements are pre-drilled to accept aligner pins included with the finished back for field installation.

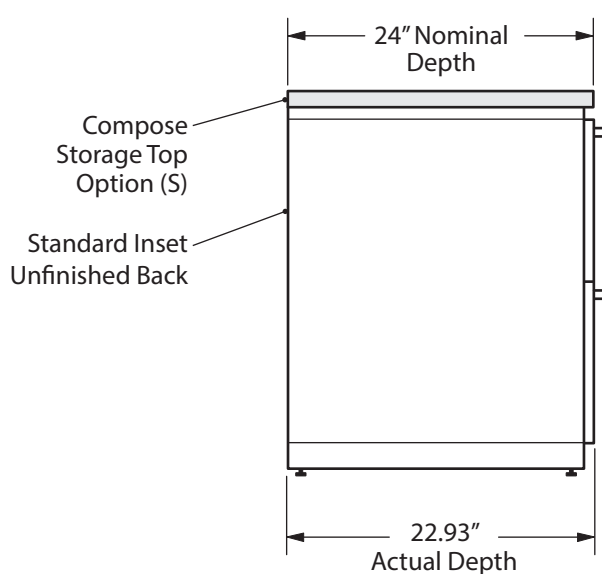
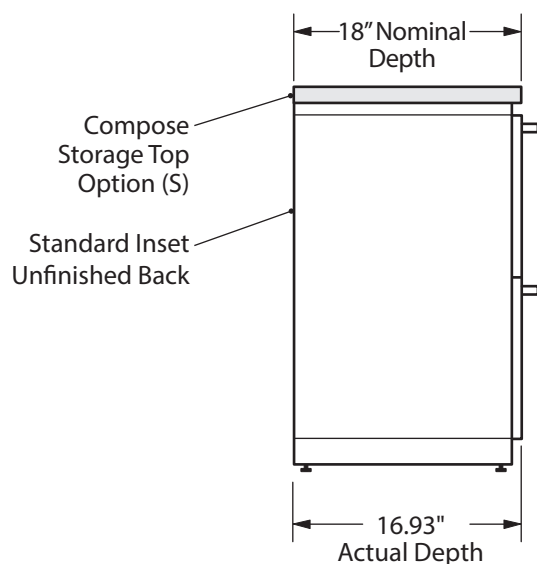
Note Finished Back specification requires a functional option:

E Side Panel Base

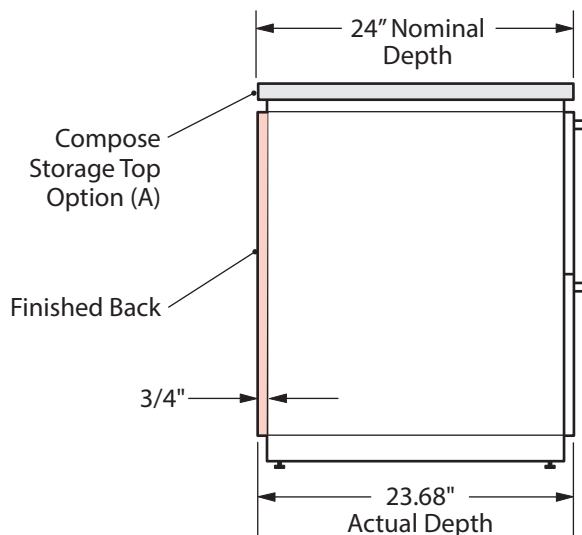
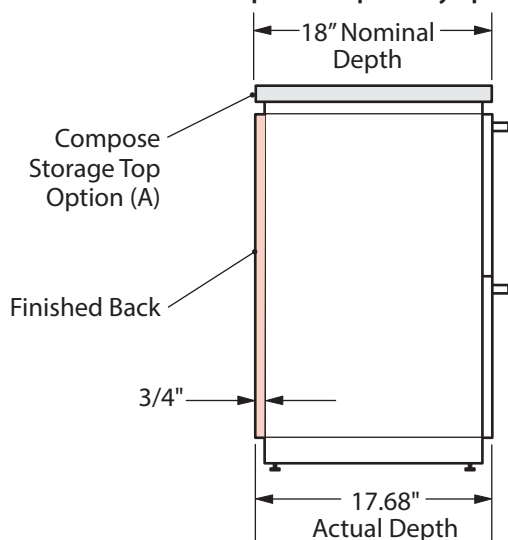
M Legs / Plinth Base



Lower Storage Depth — Standard With Inset Unfinished Back



Proud Finished Back Depth — Separately Specified

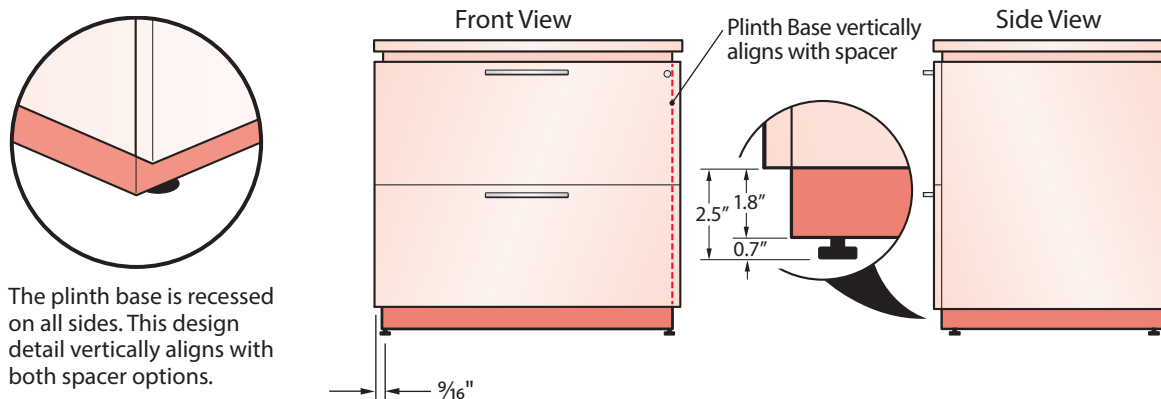


Product Details – Compose Storage

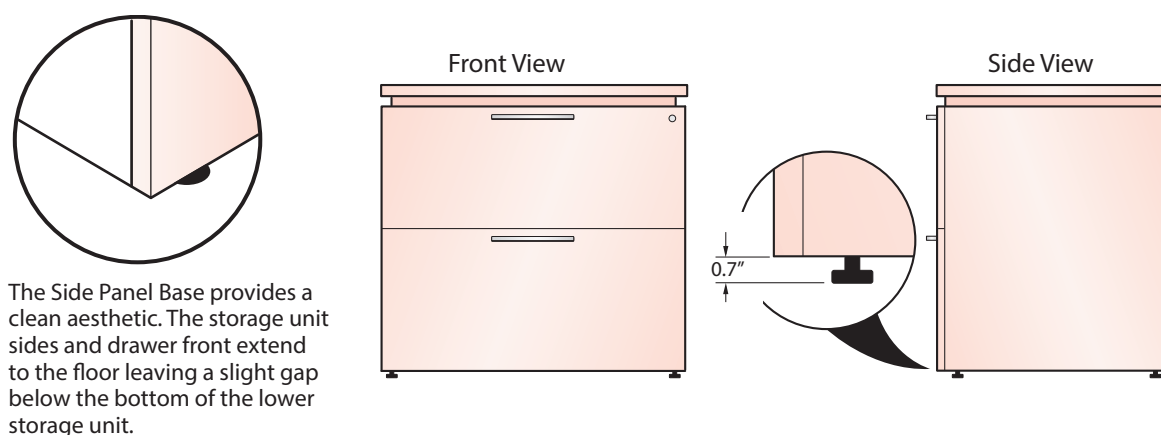
Base / Leg – Application Planning – Dimensions

- Compose Storage features three base/leg options; plinth base, side panel base or chamfer leg.
- Base/Leg options are selected for functional and aesthetic purposes.
- Base/Leg options are available for all storage elements with the exception of the mobile pedestal.
- All lower storage base/leg options include height adjustable glides.
 - The Plinth Base glides have a 1" height adjustment range.
 - The Side Panel Base glides have a 2" height adjustment range.
 - The Chamfer Leg glides have a 1" height adjustment range.

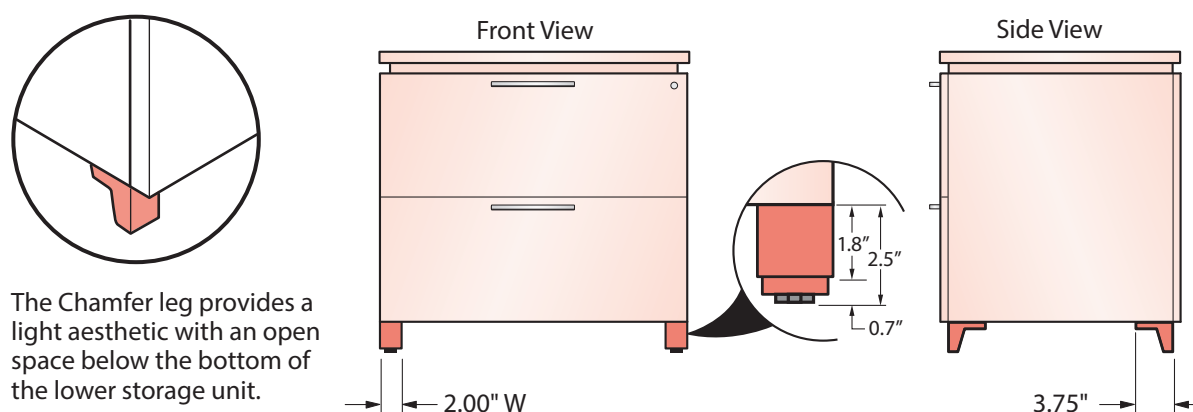
Plinth Base



Side Panel Base



Chamfer Leg

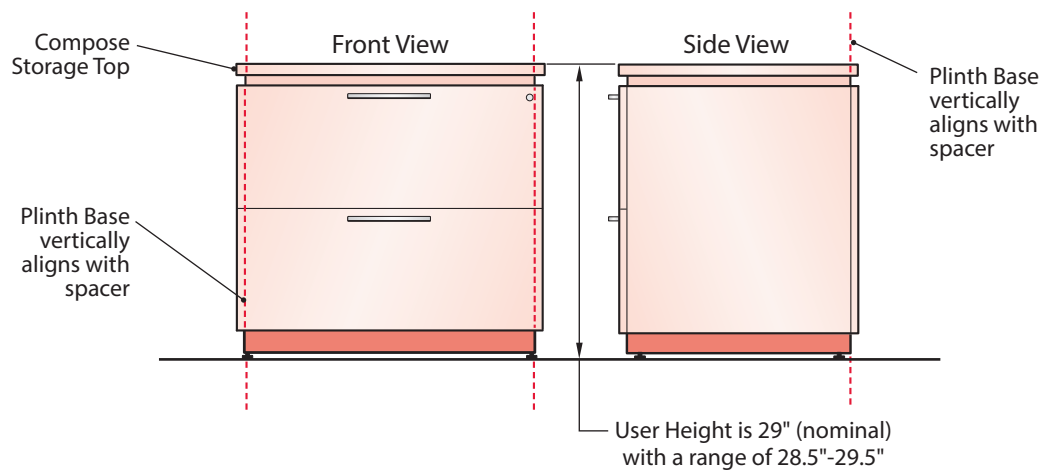


Tips To meet multiple design needs either spacer and the no spacer option may be specified with any base/leg option.

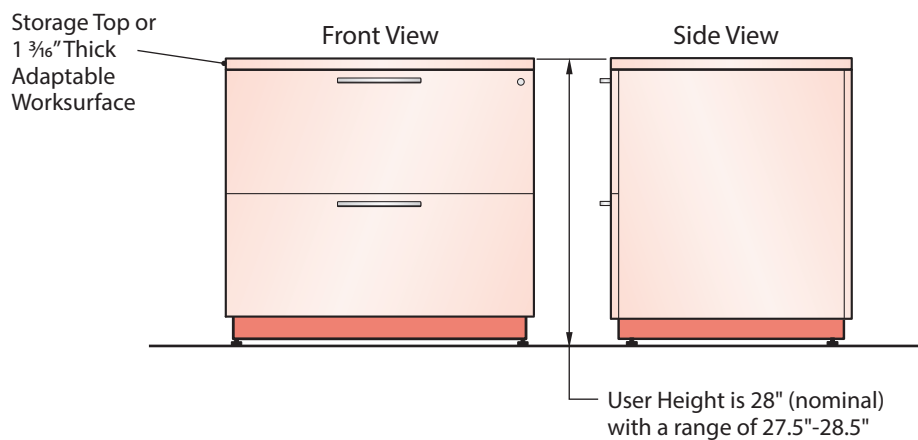
Product Details – Compose Storage

Base / Leg – Application Planning

Plinth Base Storage With Spacer Options

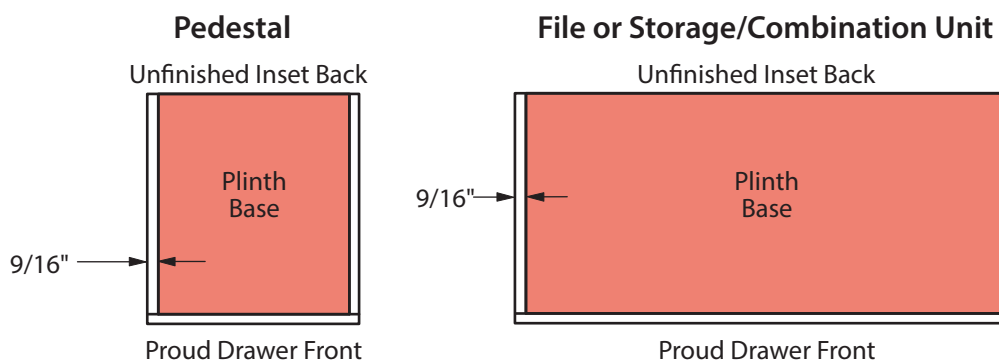


Plinth Base Storage Without Spacer Options



- The plinth base is recessed on all sides. This design detail vertically aligns with both spacer options.
- The plinth base storage glides provide a 1" height adjustment range.
- Plinth Base available with wood or plastic edge.

Plinth Base Detail — Top/Plan View

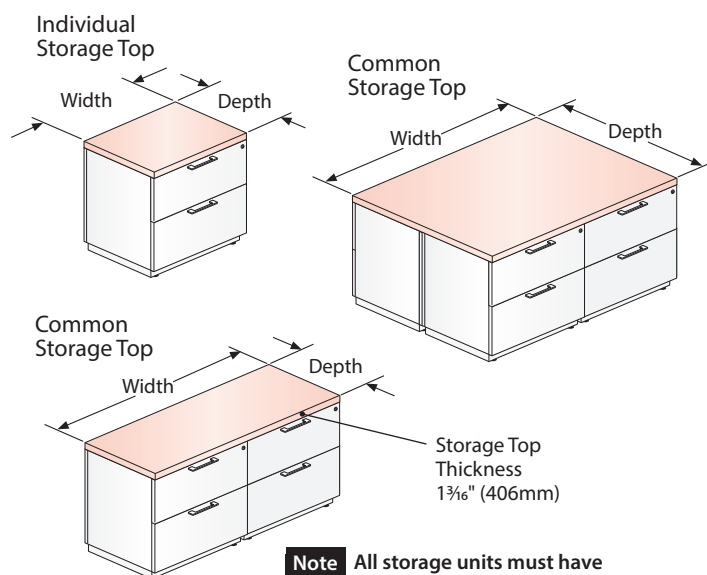


- To meet multiple design needs a spacer or no spacer option may be specified with any base/leg option.

Product Details – Compose Storage

Storage Tops – Dimensions

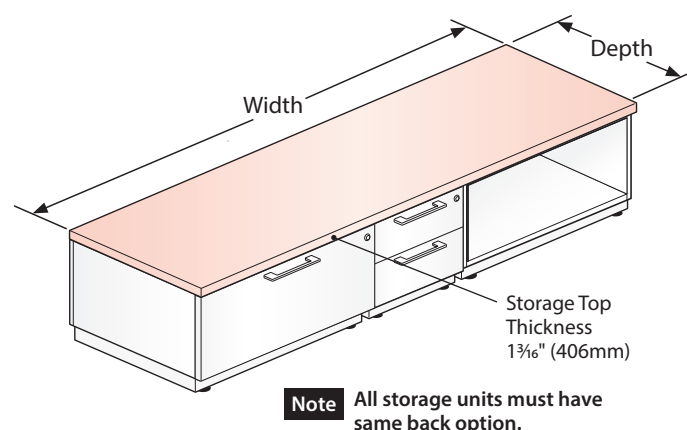
Individual / Common Storage Top



NOMINAL VS. (ACTUAL) DIMENSIONS

DEPTH (A) Proud Finished Back	DEPTH (S) Inset Unfinished Back	WIDTH
18" = (17.68")	18" = (16.93")	16" = (15.97")
		30" = (29.88")
		36" = (35.88")
		60" = (59.75")
		66" = (65.75")
		72" = (71.75")
24" = (23.68")	24" = (22.93")	16" = (15.97")
		30" = (29.88")
		36" = (35.88")
		60" = (59.75")
		66" = (65.75")
		72" = (71.75")
30" = (29.68")	30" = (28.93")	16" = (15.68")
36" = (35.36")	36" = (33.86")	30" = (29.88")
		36" = (35.88")
		60" = (59.75")
		66" = (65.75")
		72" = (71.75")
48" = (47.36")	48" = (45.86")	30" = (29.88")
		36" = (35.88")
		60" = (59.75")
		66" = (65.75")
		72" = (71.75")

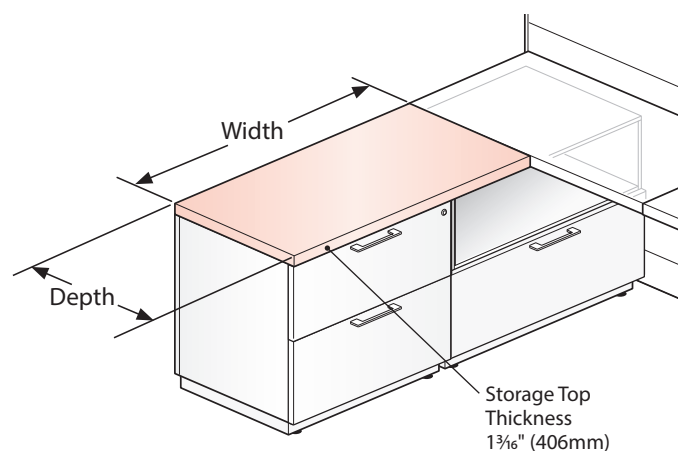
Continuous Storage Top



NOMINAL VS. (ACTUAL) DIMENSIONS

DEPTH (A) Proud Finished Back	DEPTH (S) Inset Unfinished Back	WIDTH
18" = (17.68")	18" = (16.93")	62" = (60.88")
		68" = (66.88")
		76" = (75.25")
		88" = (87.25")
		90" = (89.63")
		96" = (95.63")
		102" = (101.63")
		108" = (107.63")
24" = (23.68")	24" = (22.93")	62" = (60.88")
		68" = (66.88")
		76" = (75.25")
		88" = (87.25")
		90" = (89.63")
		96" = (95.63")
		102" = (101.63")
		108" = (107.63")

Off-Modular Storage Top



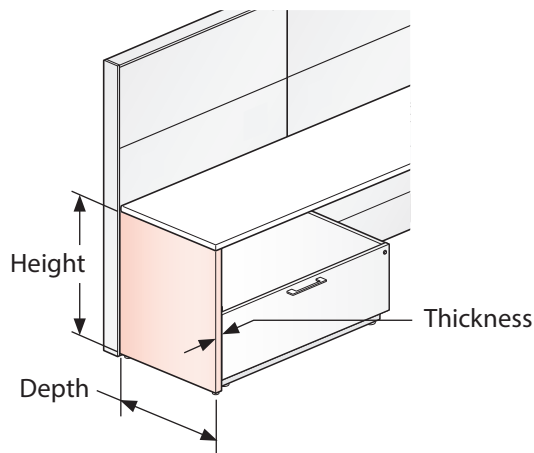
NOMINAL VS. (ACTUAL) DIMENSIONS

DEPTH (A) Proud Finished Back	DEPTH (S) Inset Unfinished Back	WIDTH
18" = (17.68")	18" = (16.93")	30" = (30.1")
		36" = (36.1")
		42" = (42.1")
		48" = (48.1")
		54" = (54.1")
24" = (23.68")	24" = (22.93")	30" = (30.1")
		36" = (36.1")
		42" = (42.1")
		48" = (48.1")
		54" = (54.1")
36" = (35.36")	36" = (33.86")	30" = (30.1")
		36" = (36.1")
		42" = (42.1")
		48" = (48.1")
		54" = (54.1")
48" = (47.36")	48" = (45.86")	30" = (30.1")
		36" = (36.1")
		42" = (42.1")
		48" = (48.1")
		54" = (54.1")

Product Details – Compose Storage

Worksurface Support and Brackets – Dimensions

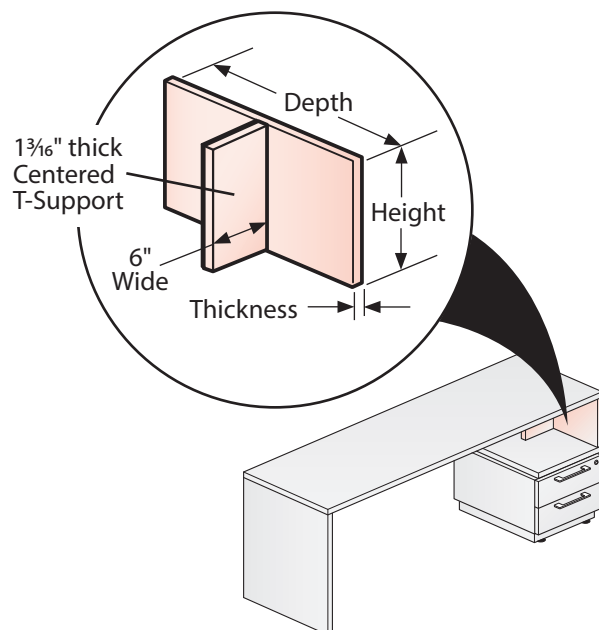
Worksurface Support Panel



NOMINAL VS. (ACTUAL) DIMENSIONS

HEIGHT	LOWER STORAGE ALIGNMENT	THICKNESS	DEPTH
26.5"	With No Spacer	1.5"	18" (17.68")
			24" (23.68")
			30" (29.68")
27.5"	With Spacer	1.5"	18" (17.68")
			24" (23.68")
			30" (29.68")

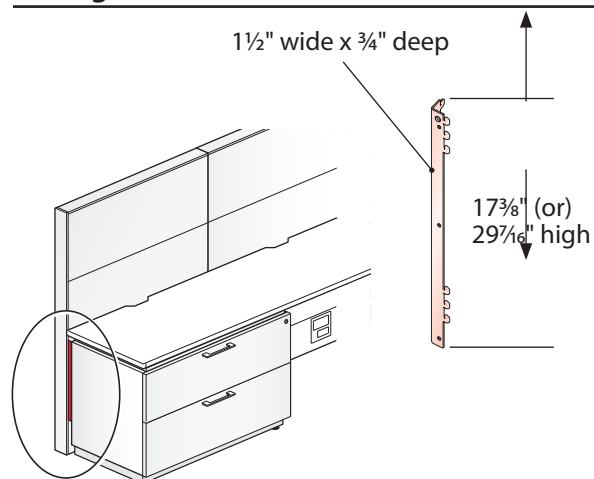
One-High Worksurface Support End



NOMINAL VS. (ACTUAL) DIMENSIONS

HEIGHT	LOWER STORAGE ALIGNMENT	THICKNESS	DEPTH
11"	With No Spacer	1 3/16"	18" (17.68")
			24" (23.68")
			30" (29.68")
			36" (35.68")
12"	With Spacer	1 3/16"	18" (17.68")
			24" (23.68")
			30" (29.68")
			36" (35.68")

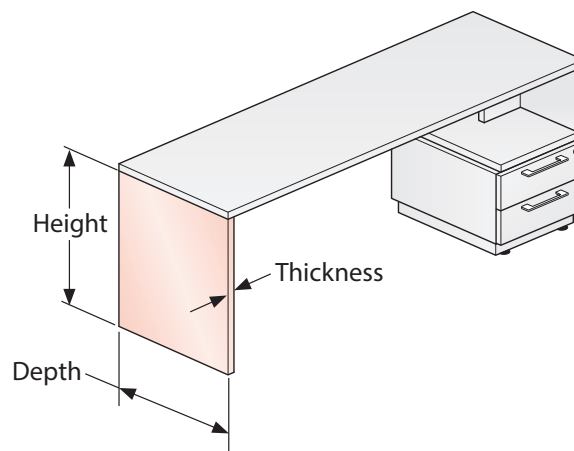
Storage-to-Panel Bracket



BZBG-0002 for two-high storage

BZBG-0003 for use with three-high and full height storage

Desk Height Worksurface Support End



NOMINAL VS. (ACTUAL) DIMENSIONS

HEIGHT	LOWER STORAGE ALIGNMENT	THICKNESS	DEPTH
26.5"	With No Spacer	1.5"	24" (23.68")
			30" (29.68")
			36" (35.68")
27.5"	With Spacer	1.5"	24" (23.68")
			30" (29.68")
			36" (35.68")

This page intentionally left blank.

Product Application Compose Storage

Product Applications – Compose Storage

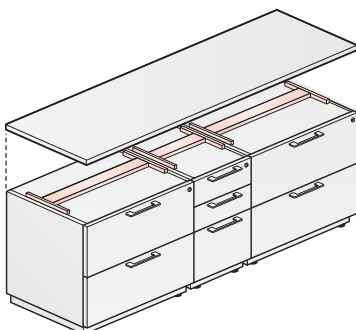
Planning With Spacers – Aesthetics

The floating and solid spacers are 1 $\frac{3}{16}$ " high. Both spacer option provides the same user height storage top or worksurface above a lower storage element with spacer. While the height is the same the solid and floating spacer provide a different design detail. The aesthetic differences become apparent in a in-line storage application.

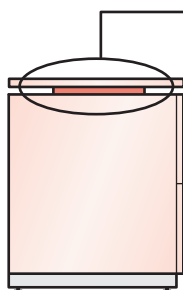
Floating Spacer

The design intent of the floating spacer is to be invisible from the front and back of the lower storage element. This creates a clean aesthetic between storage elements in an in-line application. The storage top has the appearance of floating above the lower storage elements.

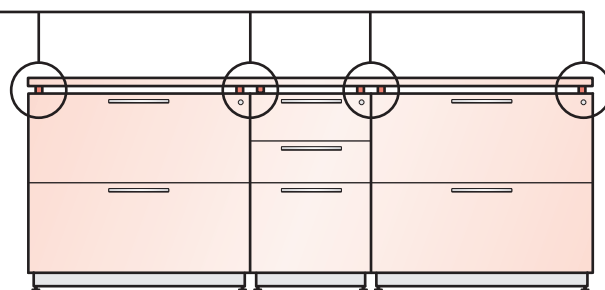
- Available in standard and metallic trim colors.



Side Elevation



Front Elevation



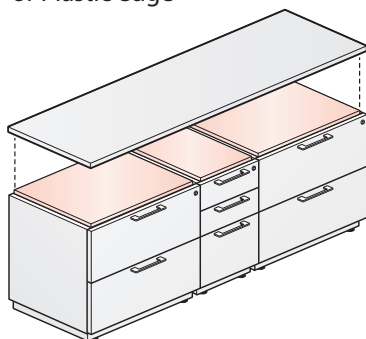
Side Elevation

Spacer is recessed 6" from the front and back side of 18", 24" and 30" deep storage elements; this spacer creates an open space between storage element and storage top.

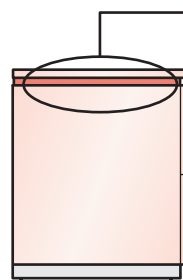
Solid Spacer

The design intent of the solid spacer is to be visible from all sides of the lower storage element. This creates a solid aesthetic with open spaces between each solid spacer in an in-line storage application. The solid spacer creates a weighted solid aesthetic.

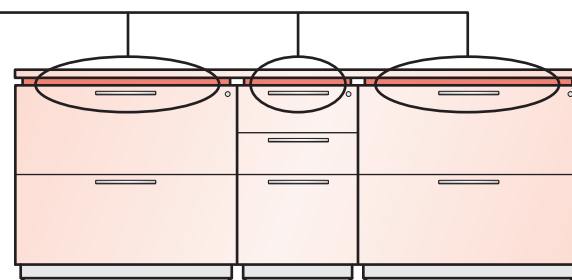
- Available in Wood or Plastic edge



Side Elevation



Front Elevation



Side Elevation

Solid Spacer is flush to the back and front of the storage and recessed $\frac{9}{16}$ " from each side.

Note

The plinth base option creates a similar aesthetic as the solid spacer at the base of the in-line lower storage elements.



To meet multiple design needs either spacer and the no spacer option may be specified with any base/leg option.

Product Applications – Compose Storage

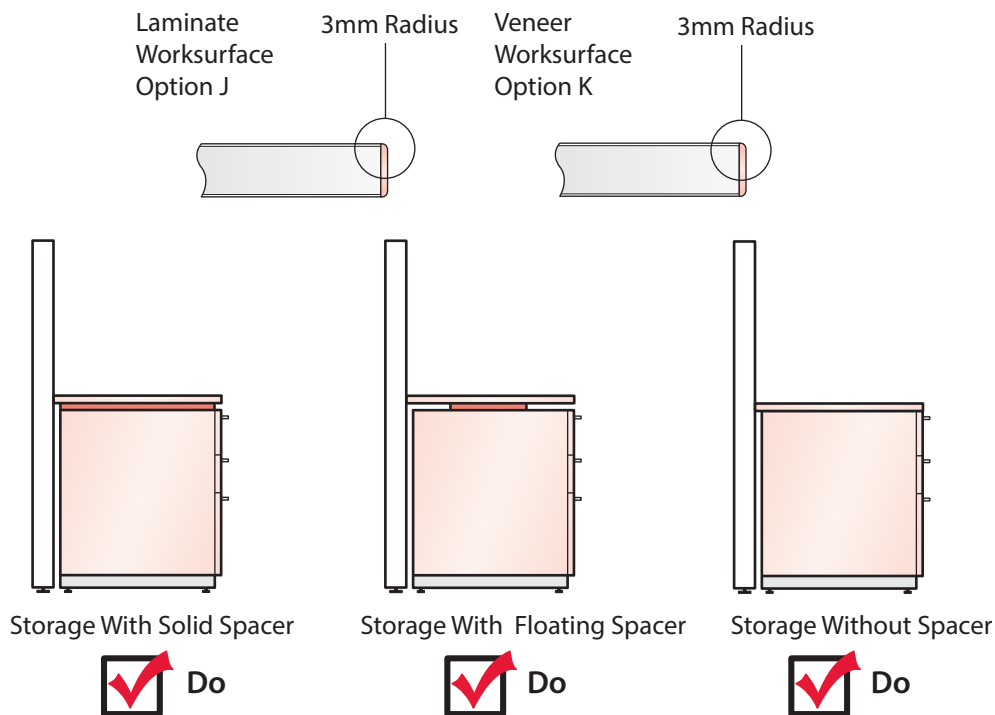
Planning With Spacers and Adaptable Worksurface Edge Options

Lower storage elements are intended for use with Edgeband, Cascade and Knife edge Adaptable Worksurface options. The aesthetic relationship between the adaptable worksurface edge option and the lower storage spacer option determines the application feasibility.

Edgeband

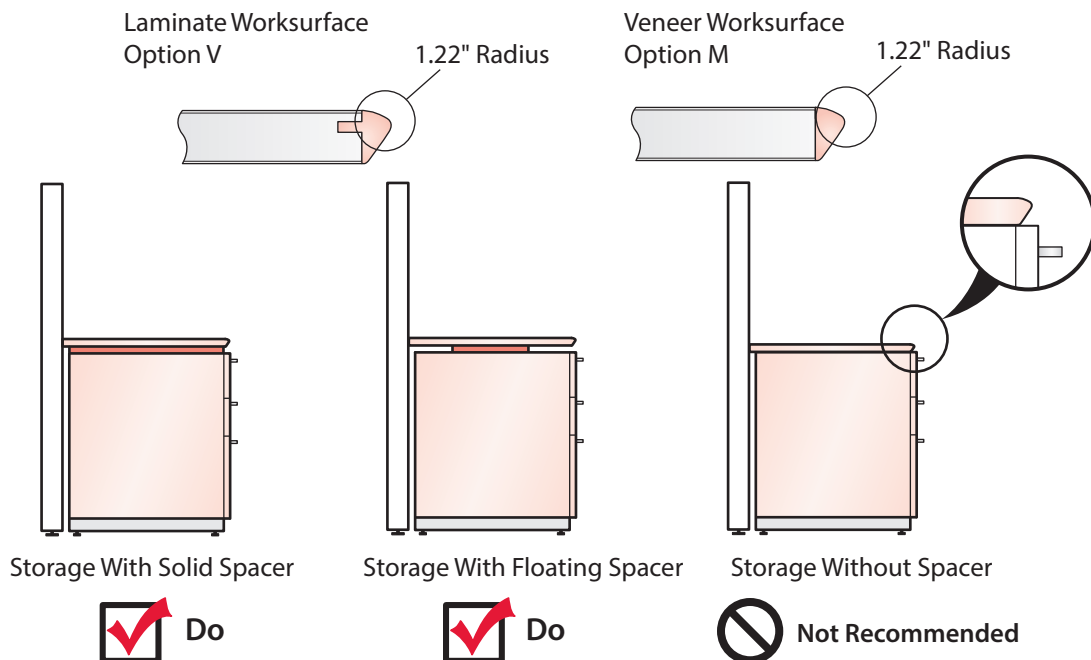
1-3/16" Thick - Adaptable Worksurfaces: Edge Options

Adaptable Worksurface Edgeband option is for use with the both spacer options; solid and floating. May also be used with the no spacer option which is standard with a finished or unfinished storage top.



Cascade

Adaptable Worksurface Cascade option is for use with the both spacer options; solid and floating. For aesthetic reasons it is not recommended for use with the no spacer storage option.



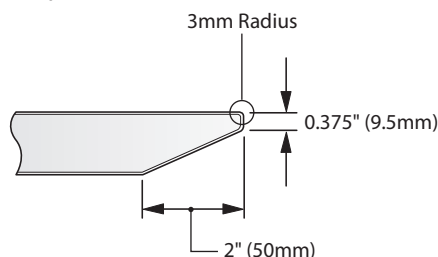
Product Applications – Compose Storage

Planning With Spacers and Adaptable Worksurface Edge Options

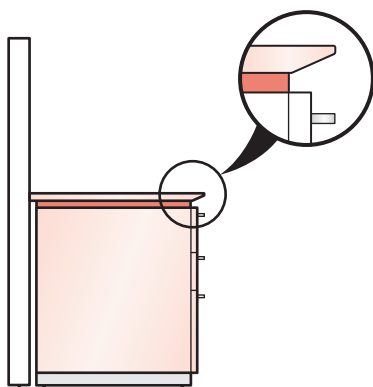
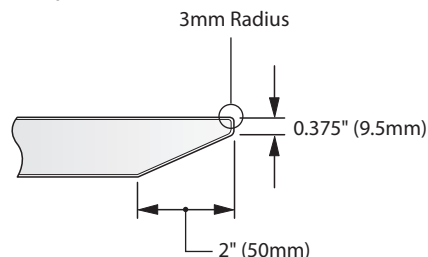
Adaptable Worksurface Knife option is for use with the floating spacer option, only. For aesthetic reasons it is not recommended for use with the solid spacer option or the no spacer option.

Knife


Laminate Worksurface
Option F



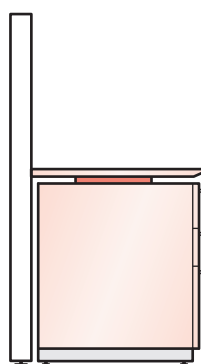
Wood Worksurface
Option U



Storage With
Solid Spacer



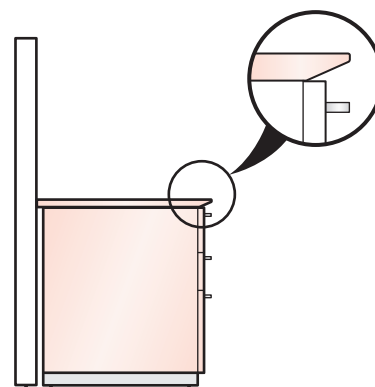
Not Recommended



Storage With
Floating Spacer



Do



Storage Without
Spacer



Not Recommended

Tips

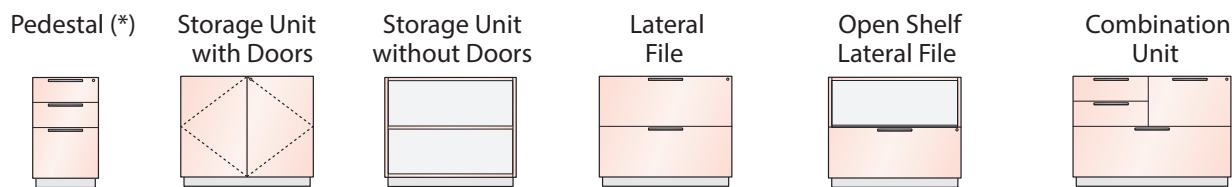
- The product relationship between the adaptable worksurface edge option and the spacer option are the same for a Compose panel or freestanding product application.
- Compose Storage is not intended for use with T-Mold worksurface edge option.
- Compose Storage Tops are standard with Edgeband trim; 3mm on the front and back side with 1mm on the sides.

Product Applications – Compose Storage

Planning With Individual and Common Storage Tops

Individual / Common Storage Tops are for use with lower storage elements. Individual Storage Tops are dimensioned to accommodate a single lower storage element. Common Storage Tops are dimensioned to accommodate two side-by-side lower storage elements; 30" and/or 36" widths. Side-by-side applications may be mirrored for a double row application.

Lower Storage Elements For Use With An Individual/Common Storage Tops:

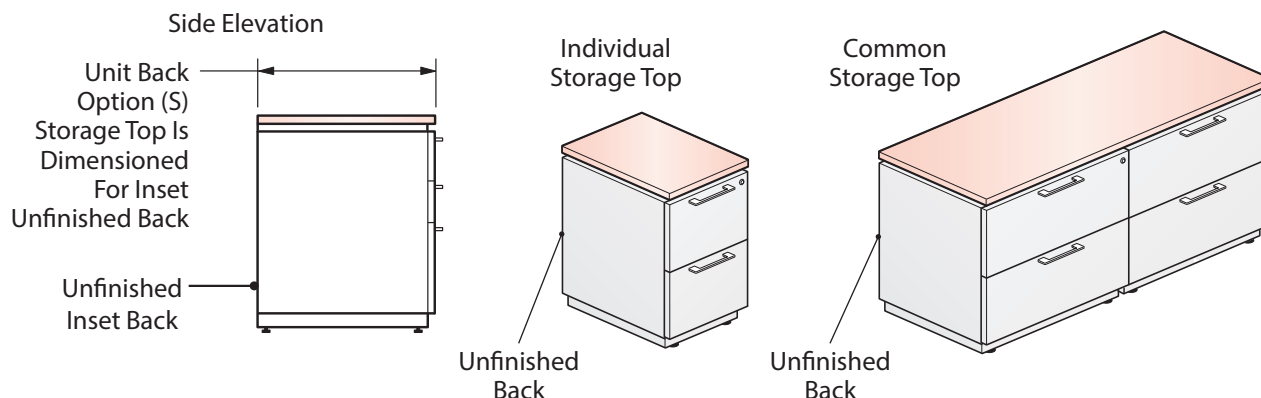


(*) Exception: Pedestal is for use with an Individual Storage Top only; not for use with a Common Storage Top.

Individual / Common Storage Top Applications

Lower Storage Elements With Unfinished Inset Back

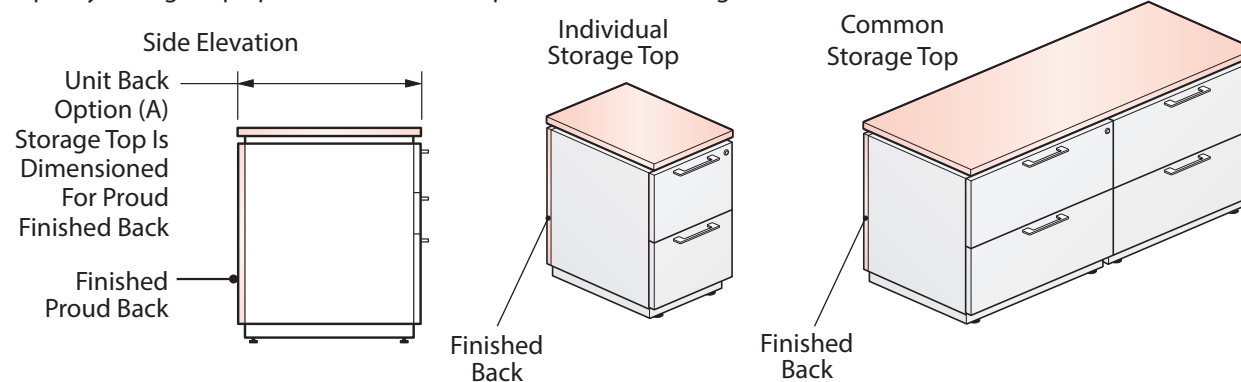
- Specify Storage Top option "S" for use with inset unfinished storage back.



Note For dimensional alignment between the Common Storage Top and lower storage elements all storage elements must have the same back option; standard inset unfinished back or separately specified finished back.

Lower Storage Elements With Proud Finished Back

- Specify Storage Top option "A" for use with proud finished storage back.



- Tips**
- All lower storage elements in a Common Storage Top application must have a spacer or all must be without spacer.
 - Lower storage elements require separately specified finished backs when exposed.
 - Lower storage elements do not require a counterweight when used with a Common Storage Top.
 - Counterweights are required in a single freestanding storage element with or without an Individual Storage Top:
 - Two-high; 18" deep box/box/file or file/file single pedestal (counterweight not required for 24" or 30" deep pedestal)
 - One, two or three-high lateral file or a two-high open shelf lateral file
 - Two-high; combination unit
 - Storage Tops are not dimensioned for use with X or V Series storage.

Product Applications – Compose Storage

Planning With Common Storage Tops

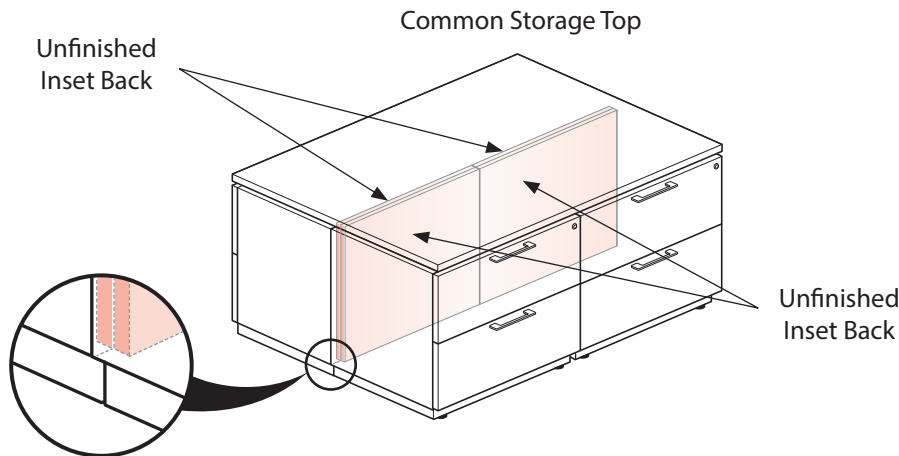
For dimensional alignment between the Common Storage Top and the lower storage elements all storage elements must have the same back option; standard inset unfinished back or separately specified finished back.

Common Storage Top With Back-To-Back Lower Storage Elements

Lower Storage Elements With Unfinished Inset Back

Each lower storage element in the application below has a standard inset unfinished back.

- Specify Storage Top option “S” for use with inset unfinished storage back.

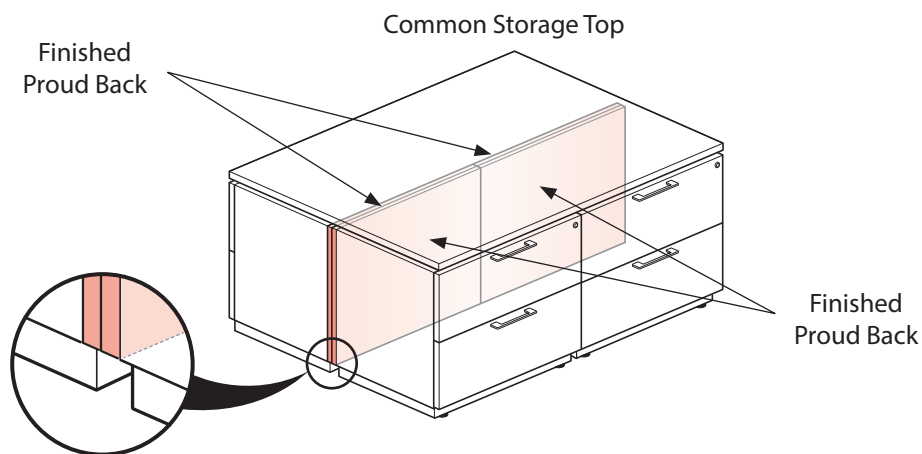


Note For dimensional alignment between the Common Storage Top and lower storage elements all storage elements must have the same back option; standard inset unfinished back or separately specified finished back.

Lower Storage Elements With Proud Finished Back

Each lower storage element in the application below has a separately specified proud finished back.

- Specify Storage Top option “A” for use with proud finished storage back.



Note

- Finished Backs allow for ease of reconfiguration
- Use of Proud Finished Back will add 1½" to the footprint depth of back to back lower storage.

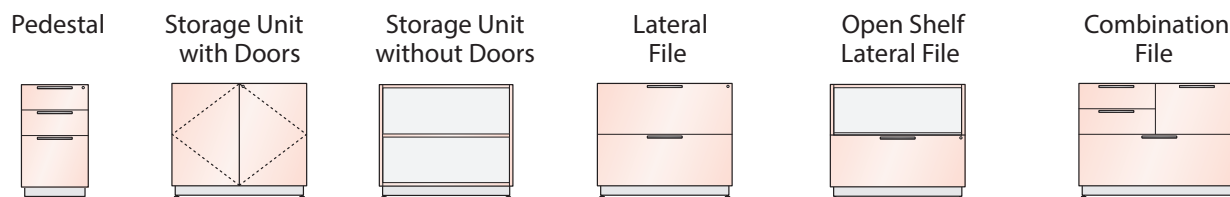
- Tips**
- All lower storage elements in a Common Storage Top application must have a spacer or all must be without spacer.
 - Lower storage elements require separately specified finished backs when exposed.
 - Lower storage elements do not require a counterweight when used with a Common Storage Top
 - Counterweights are required in a single freestanding storage element with or without an Individual Storage Top:
 - Two-high; 18" deep box/box/file or file/file single pedestal (counterweight not required for 24" or 30" deep pedestal)
 - One, two or three-high lateral file or a two-high open shelf lateral file
 - Two-high; combination unit
 - Storage Tops are not dimensioned for use with X or V Series storage.

Product Applications – Compose Storage

Planning With Continuous Storage Tops

Continuous Storage Tops are for use with lower storage elements. Dimensioned to accommodate three side-by-side lower storage elements (any combination of pedestals and laterals).

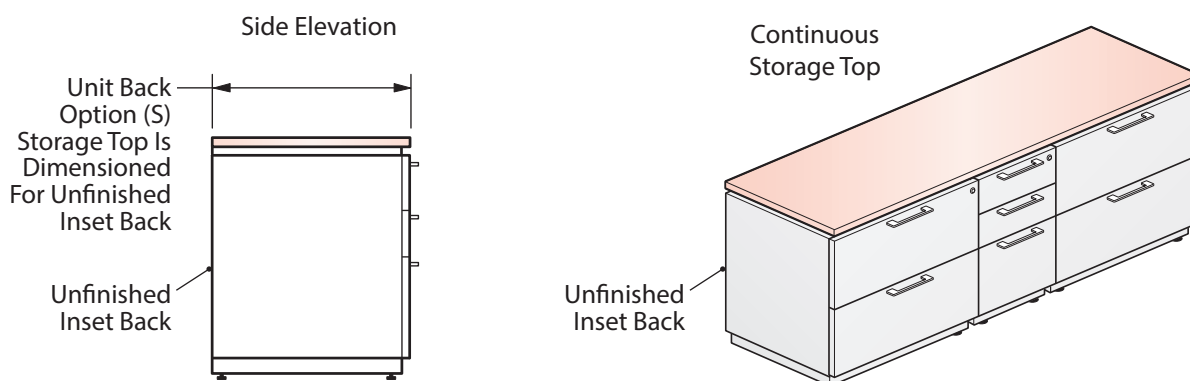
Lower Storage elements for use with a Continuous Storage Top



Continuous Storage Top With Side-By-Side Lower Storage Elements

Lower storage elements with Unfinished Inset Back

- Specify Storage Top option "S" for use with inset unfinished storage back.



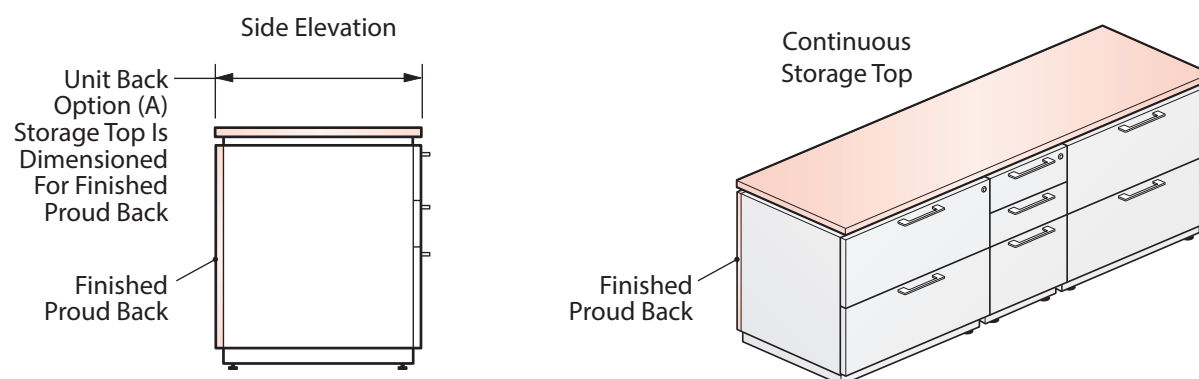
Note

For dimensional alignment in a Continuous Storage Top application:

- All lower storage elements must have the same back option; standard inset unfinished back or separately specified finished back.
- Three lower storage elements is the maximum number allowed.

Lower Storage Elements With Proud Finished Back

- Specify Storage Top option "A" for use with proud finished storage back.



Tips

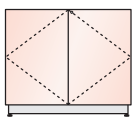
- All lower storage elements in a Continuous Storage Top application must have a spacer or all must be without spacer.
- Lower storage elements require separately specified finished backs when exposed.
- Lower storage elements do not require a counterweight when used with a Continuous Storage Top
- Counterweights are required in a single freestanding storage element with or without an Individual Storage Top:
 - Two-high; 18" deep box/box/file or file/file single pedestal (counterweight not required for 24" or 30" deep pedestal)
 - One, two or three-high lateral file or a two-high open shelf lateral file
 - Two-high; combination unit
- Storage Tops are not dimensioned for use with X or V Series storage.

Product Applications – Compose Storage

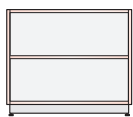
Planning With Off-Modular Storage Tops / Nested Storage Application

Off-Modular Storage Tops are for use with lower storage elements. A nested storage product application allows a portion of the lower storage element to be nested beneath a perpendicular worktop. An off-Modular Storage Top spans the exposed portion of the nested storage element and the adjacent storage element(s).

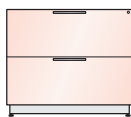
Storage Unit
with Doors



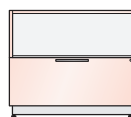
Storage Unit
without Doors



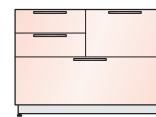
Lateral
File



Open Shelf
Lateral File



Combination
File



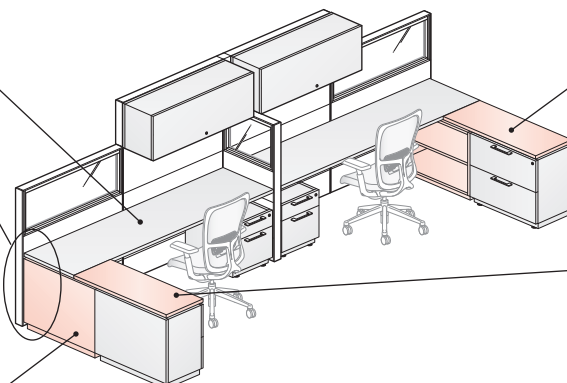
Lower Storage elements for use in a desk height nested storage application:

- For a 29" desk height worktop specify the two-high lower storage elements with spacers. A floating spacer is recommended for aesthetic reasons. A solid spacer may be used; the solid spacer will emphasize the vertical line between the side-by-side lower storage elements. The same spacer option must be specified for both side-by-side or back-to-back storage elements.
- Lower storage elements require separately specified finished backs when exposed.
- Lower storage elements do not require a counterweight when used with an Off-Modular Storage Top

Panel Mounted Adaptable Worksurface

Storage-To-Panel Bracket

A Storage-to-Panel Bracket provides the required support to meet the Compose panel planning guidelines; An adaptable worksurface Side/Corner will not provide the required support in this location.



Off-Modular Storage Top

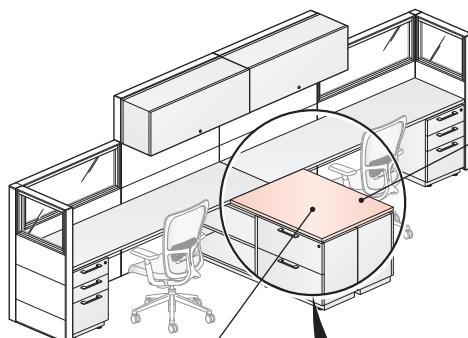
Specify Off-Modular Storage Top option "A" for use with proud finished storage back to accommodate separately specified finished backs.

Off-Modular Storage Top

For a 29" desk height worktop specify the two-high lower storage elements with a spacer.

Nested Storage Unit – Without Doors, With Finished Back

A Storage Unit Without Doors is used in this location to allow easy user access.

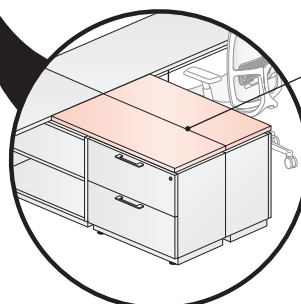


Off-Modular Storage Top

Specify Off-Modular Storage Top option "S" for use with inset unfinished storage back to accommodate the standard unfinished back of the lower storage elements. Note: Separately specified finished backs are not required in a back-to-back storage application.

One Off-Modular Storage Top creates a seamless application

The Off-Modular Storage Top depth may be specified to accommodate two back-to-back storage elements to eliminate a center seam or two shallower depth storage tops may be specified for reconfiguration flexibility.



Two Off-Modular Storage Tops create a center seam

Tips • Compose Storage Tops are standard with Edgeband trim; 3mm on the front and back side with 1mm on the sides.

Product Applications – Compose Storage

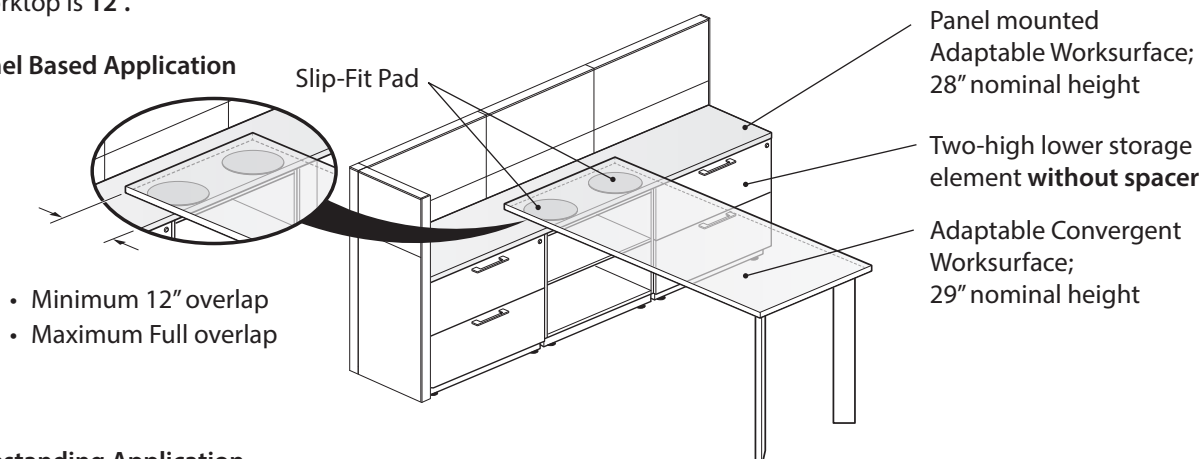
Planning With A Convergent Worksurface / Slip-Fit Application

A slip-fit planning application consists of two staggered height worktops. The lower worktop is typically rectangular in shape. The higher worktop is an adaptable rectangular convergent worksurface. The height difference allows one end of the convergent worksurface to slip over the lower rectangular worktop creating a slip-fit application.

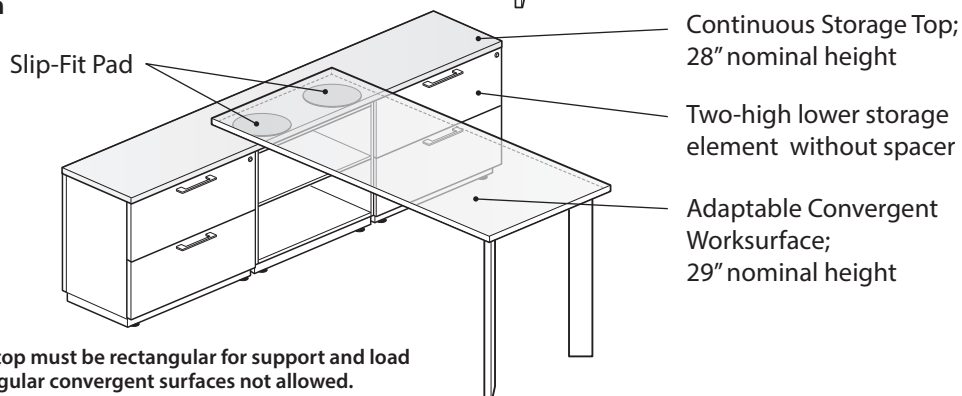
Application Guidelines For A Standard 29" Desk Height Application

- The storage element beneath the lower worktop is specified with a standard finished or unfinished storage top; no spacer.
- The higher adaptable Convergent Worksurface requires a slip-fit pad on one end and floor support on the opposite end.
- The floor support may not be a single leg/or post for support and load purposes.
- For support and load purposes the minimum overlap between the Convergent Worksurface and the lower worktop is 12".

Panel Based Application



Freestanding Application

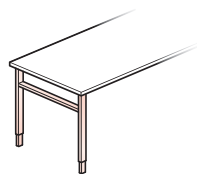


Note The convergent worktop must be rectangular for support and load purposes; non-rectangular convergent surfaces not allowed.

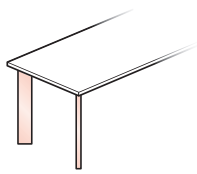
Convergent Worksurface Support Options



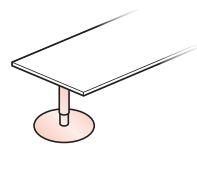
Do



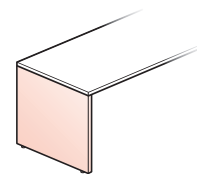
Double Support Leg



Support Post



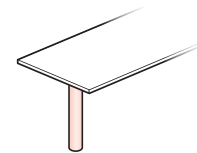
Adjustable
Height Disc Base



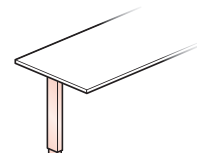
Worksurface Support
End - Desk Height



Don't



Support Column



Support Post

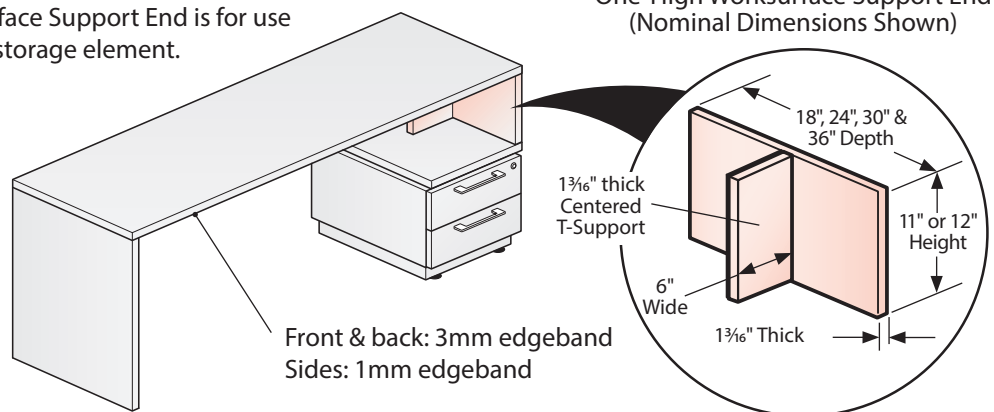


Tips A separately specified worksurface reinforcement channel is recommended for 50" worksurface spans that are heavily loaded and/or not supported by mid-span cantilever or worksurface support panel/end.

Product Applications – Compose Storage

Planning With One-High Worksurface Support End

The One-High Worksurface Support End is for use with a one-high lower storage element.



One-high lower storage elements for use with a One-High Worksurface Support End include:

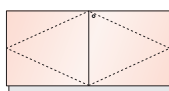
Pedestal




Lateral File



Storage Unit With Doors



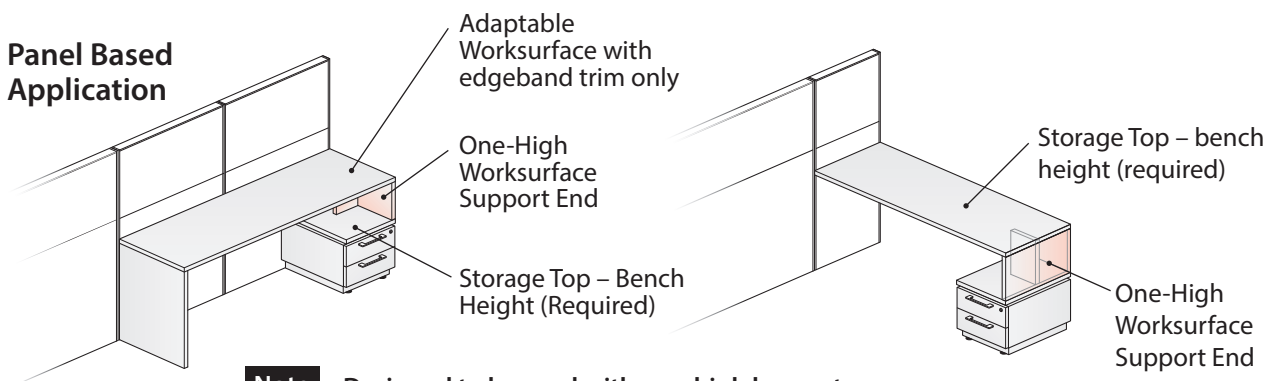
Storage Unit Without Doors



General Application Guidelines for Panel and Freestanding applications:

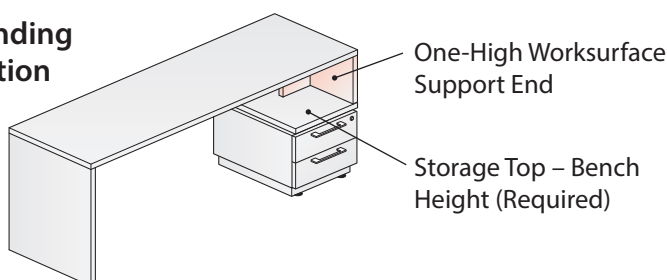
- The One-High Worksurface Support End is used with a **one-high lower storage element** and a Storage Top.
- The separately specified storage top is required and attaches to the one-high lower storage element creating a bench height surface.
- The bottom of the One-High Worksurface Support End attaches to the bench height Storage Top.
- The top of the One-High Worksurface Support End attaches to the desk height Adaptable Worksurface with L-brackets; requires field drilling.
- **The One-High Worksurface Support End is for use with Adaptable Worksurfaces with edgeband trim only for dimensional alignment.**
- A spacer is optional for the one-high lower storage element.
- When used in a panel application the One-High Worksurface Support End does not attach into the Compose panel slots.
- The One-High Worksurface Support End includes attachment material/hardware.

Panel Based Application



Note Designed to be used with one-high lower storage.

Freestanding Application



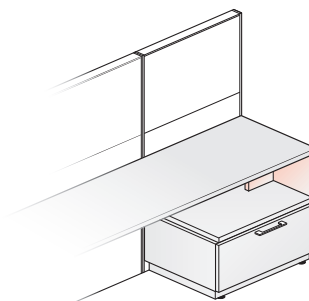
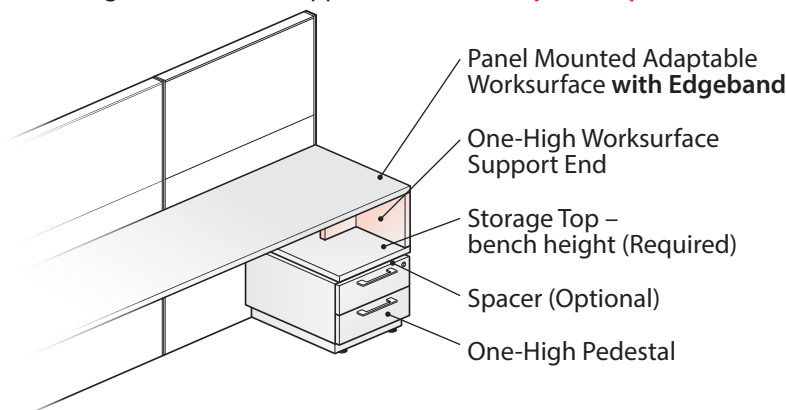
Product Applications – Compose Storage

Planning With One-High Worksurface Support End/Compose Panel Application

The One-High Worksurface Support End does not attach to the Compose panel. In an End-of-Run condition the One-High Worksurface Support End does not provide panel floor support. Refer to the Compose Panel Support and Load guidelines for required planning information.

End-Of-Run Application

One-High Worksurface Support End **does not provide panel floor support.**



One-High Worksurface Support End may also be used with a one-high lateral file and/or a storage unit with or without doors.

The One-High Worksurface Support End is available in two heights; 11" and 12" high.

Planning models shown below:

- **For a 29" desk height worksurface application** – the one-high lower storage element requires a separately specified Storage Top above the lower storage element:
 - Specify 11" high One-High WS Support End for lower storage element with a spacer
 - Specify 12" high One-High WS Support End for lower storage element with a finished or unfinished top (no spacer)
- **For a 28" desk height worksurface application** – the one-high lower storage element requires a separately specified Storage Top above the lower storage element:
 - Specify 11" high One-High WS Support End and lower storage element with a finished or unfinished top (no spacer)

Note

- One-High Worksurface Support End does not attach into the Compose panel frame mounting slots.
- The Adaptable Worksurface Side/Corner Bracket is not for use with the bench height storage top or the desk height adaptable worksurface in a One-High Worksurface Support End application.
- Lower storage element does not require a counterweight when used with One-high Worksurface Support End.
- Storage Tops are standard with edgeband, only.

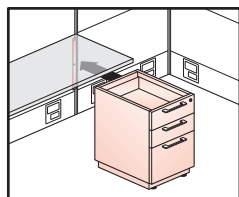
Compose Panel Floor Support

Compose Storage One-High Worksurface Support End does not provide panel floor support. Refer to the Compose Panel Support and Load Guidelines for application details for balanced and unbalanced panel conditions.

Group A: Panel Floor Support

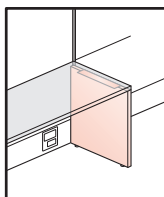


Do

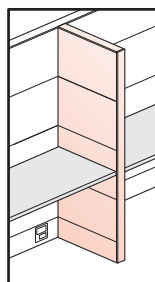


X Series

Attached Pedestal with
Pedestal-to-Panel Bracket



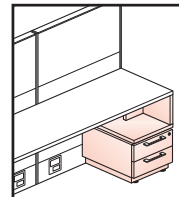
Panel



Return Panel



Does not provide
panel floor support



One-High worksurface Support End
does not provide panel floor support.

Tips

The One-High Worksurface Support End is not for use with X or V Series storage.

Product Applications – Compose Storage

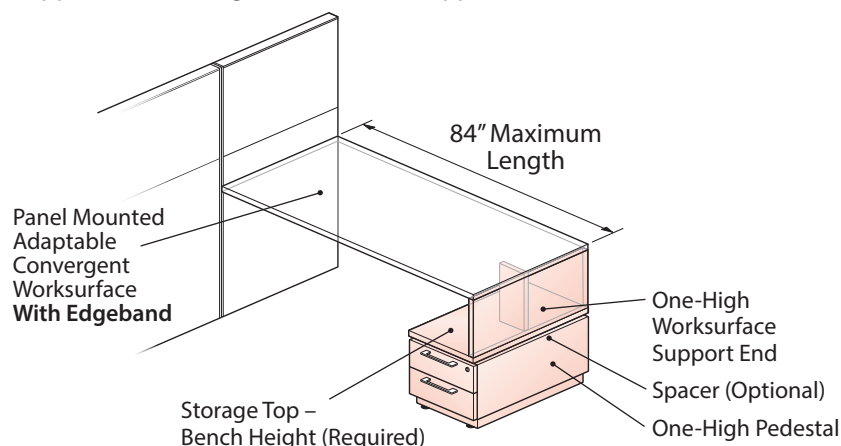
Planning With One-High Worksurface Support End/Compose Panel Application

The One-High Worksurface Support End used in a convergent worksurface application provides **Group B Panel Floor Support**. Refer to the Compose Panel Support and Load guidelines for planning information.

- The convergent worksurface may not exceed the maximum length of 84".

Convergent Worksurface Application

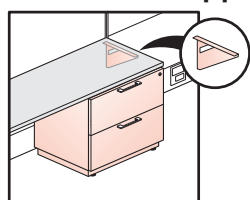
- One-High Worksurface Support End provides panel floor support in a convergent worksurface application.



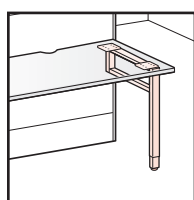
The One-High Worksurface Support End is available in two heights; 11" and 12" high Planning models shown below:

- **For a 29" desk height worksurface application** – the one-high lower storage element requires a separately specified storage top:
 - Specify 11" High — One-High WS Support End for lower storage element with a spacer.
 - Specify 12" High — One-High WS Support End for lower storage element with a finished or unfinished top (no spacer)
- **For a 28" desk height worksurface application** – the one-high lower storage element requires a separately specified Storage Top:
 - Specify 11" high One-High WS Support End and lower storage element with a finished or unfinished top (no spacer)

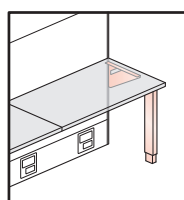
Compose Panel System – Group B Panel Floor Support



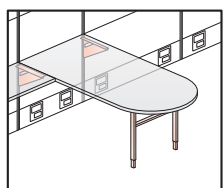
X Series
Attached Lateral File
with Cantilever



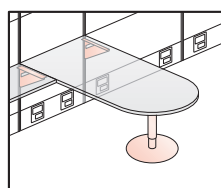
P-Leg



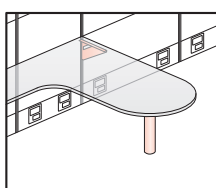
**Support Post
With Cantilever**



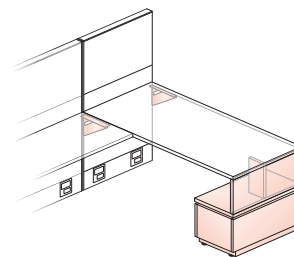
**Double Support Leg
With Cantilevers**



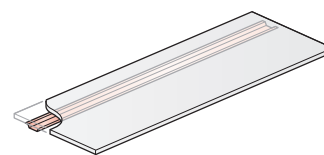
**Adjustable Height Disc
Base with Cantilevers**



Support Column



One-High Worksurface Support End may also be used with a one-high lateral file and/or a storage unit with or without doors.

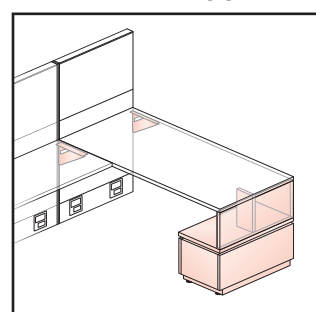


Length: 16", 24", 32", 39", 47" and 54"

Reinforcement Channel

Separately specified worksurface reinforcement channels provide additional support for worksurfaces with 50" (1270mm) spans that are heavily loaded and not supported by mid-span cantilevers or worksurface support panels.

New Option For Group B - Panel Floor Support



One-High Worksurface Support End with Compose Storage Element and Cantilevers

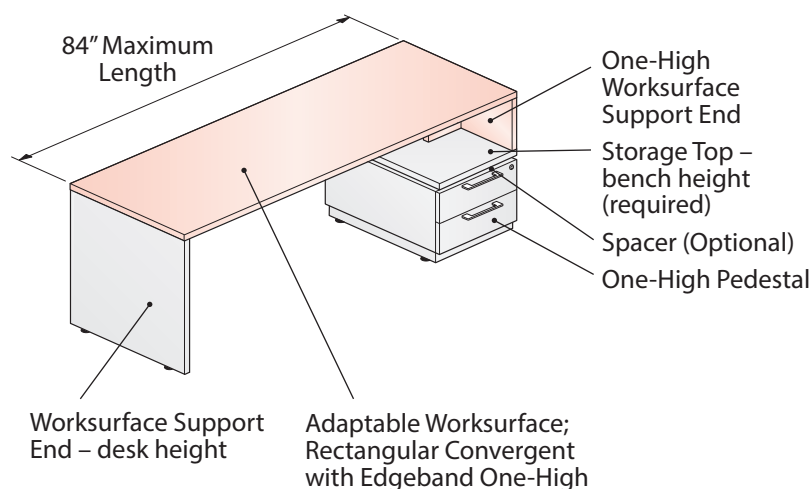


Tips The One-High Worksurface Support End is not for use with X or V Series storage.

Product Applications – Compose Storage

Planning with One-High Worksurface Support End/Freestanding Application

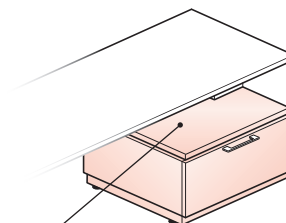
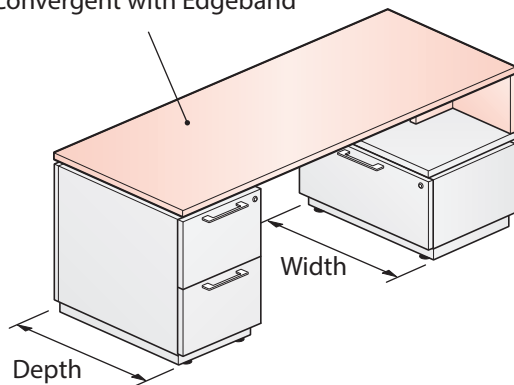
The One-High Worksurface Support End may be used in a freestanding application. The convergent worksurface may not exceed the maximum length of 84".



Note

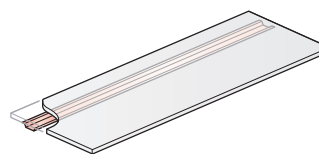
- One-high lower storage element requires a separately specified finished back when exposed.
- Lower storage element does not require a counterweight when used with One-high Worksurface Support End.
- Storage Tops are standard with edgeband only.

Adaptable Worksurface; Rectangular Convergent with Edgeband



Storage Top – bench height (required)

One-High Worksurface Support End may also be used with a one-high lateral file and/or a storage unit with or without doors.



Length: 16", 24", 32", 39", 47" and 54"

Reinforcement Channel

Separately specified worksurface reinforcement channels provide additional support for worksurfaces with 50" (1270mm) spans that are heavily loaded and not supported by mid-span cantilevers or worksurface support panels.

Two storage elements may be used to support an Adaptable Convergent Worksurface with edgeband trim. Both storage units may have the same nominal width / or depth (or) one storage unit's nominal depth may be the same as the other storage unit's nominal width.

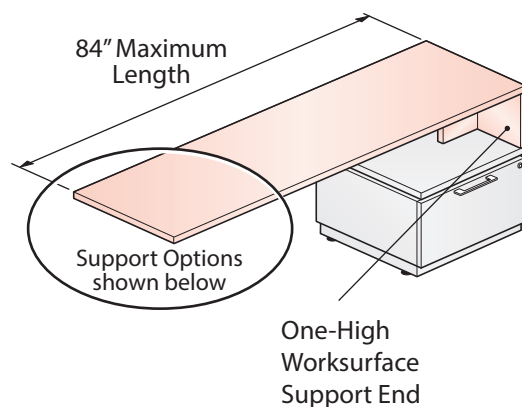
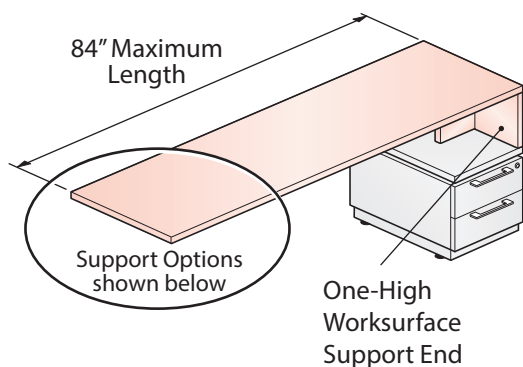
Tips

- The One-High Worksurface Support End is available in two heights: 11" and 12" high.
 - See below for planning models:
- For a 29" desk height worksurface application – the one-high lower storage element requires a separately specified Storage Top for use above the lower storage element:
 - Specify 11" high One-High WS Support End for lower storage element with a spacer
 - Specify 12" high One-High WS Support End for lower storage element with a finished or unfinished top (no spacer)
- For a 28" desk height worksurface application / one-high lower storage element requires a separately specified Storage Top for use above the lower storage element:
 - Specify 11" high One-High WS Support End and lower storage element with a finished or unfinished top (no spacer)

Product Applications – Compose Storage

Planning With One-High Worksurface Support End/Freestanding Application

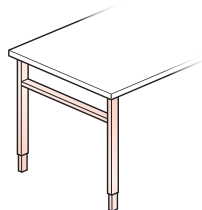
A One-High Worksurface Support End supports one end of the Adaptable Convergent Worksurface (with edge band trim), the opposite end may be supported by any of the support options shown below.



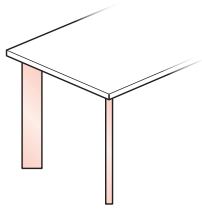
Support Options



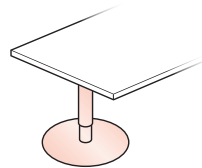
Do



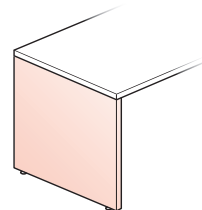
Double Support Leg



Support Leg



Adjustable Height
Disc Base

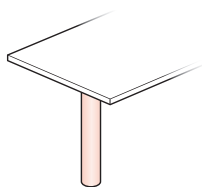


Worksurface Support
End - Desk Height



Don't

Not for use in a freestanding application



Support Column



The One-High Worksurface Support End is available in two heights: 11" and 12" high.

- See below for planning models:

- For a 29" desk height worksurface application – the one-high lower storage element requires a separately specified Storage Top above the lower storage element:
 - Specify 11" high One-High WS Support End for lower storage element with a spacer
 - Specify 12" high One-High WS Support End for lower storage element with a finished or unfinished top (no spacer)
- For a 28" desk height worksurface application / one-high lower storage element requires a separately specified Storage Top above the lower storage element:
 - Specify 11" high One-High WS Support End and lower storage element with a finished or unfinished top (no spacer)

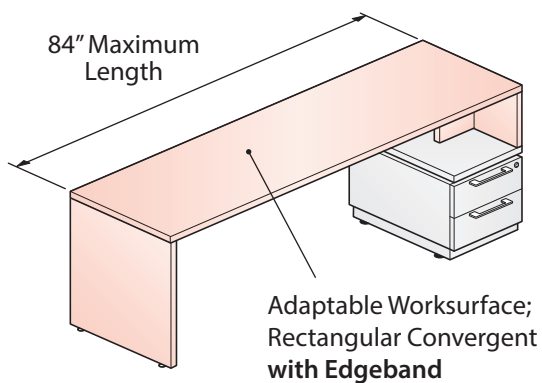
Product Applications – Compose Storage

Planning With One-High Worksurface Support End

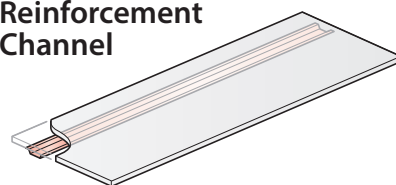
The One-High Worksurface Support End is for use with rectilinear worksurface shapes, only. It is not for use with non-rectilinear worksurface shapes such as the Bent, all corner worksurfaces including 90 degree Wrap-Around Extended, Corner 90 degree Wrap-Around Transitional for support and load reasons in freestanding applications.



Do The One-High Worksurface Support End is for use with rectilinear worksurface shapes, only.



Reinforcement Channel

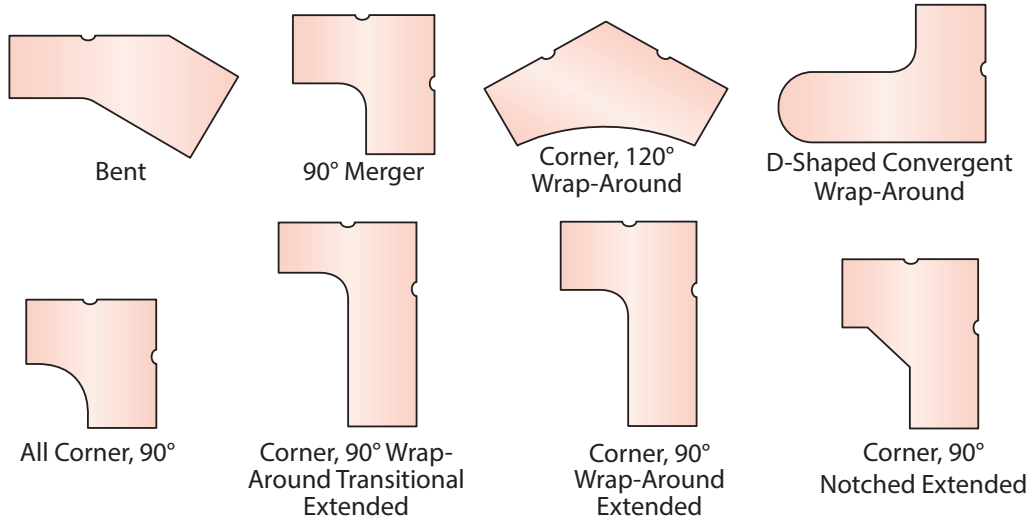


Length: 16", 24", 32", 39", 47" and 54"

Separately specified worksurface reinforcement channels provide additional support for worksurfaces with 50" (1270mm) spans that are heavily loaded and not supported by mid-span cantilevers or worksurface support panels.



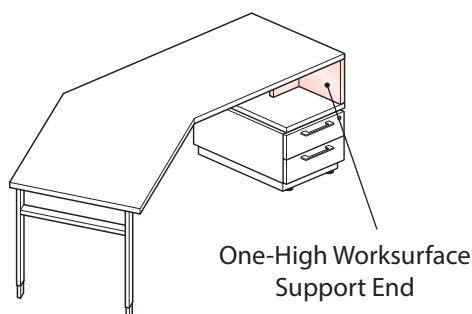
Don't Non-rectilinear worksurfaces are not for use in a One-High Worksurface Support End freestanding applications.



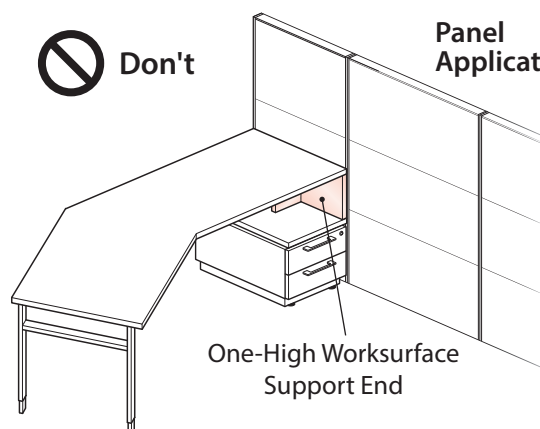
Non-Rectilinear Worksurface Application



Don't Freestanding Application



Don't Panel Application



Note

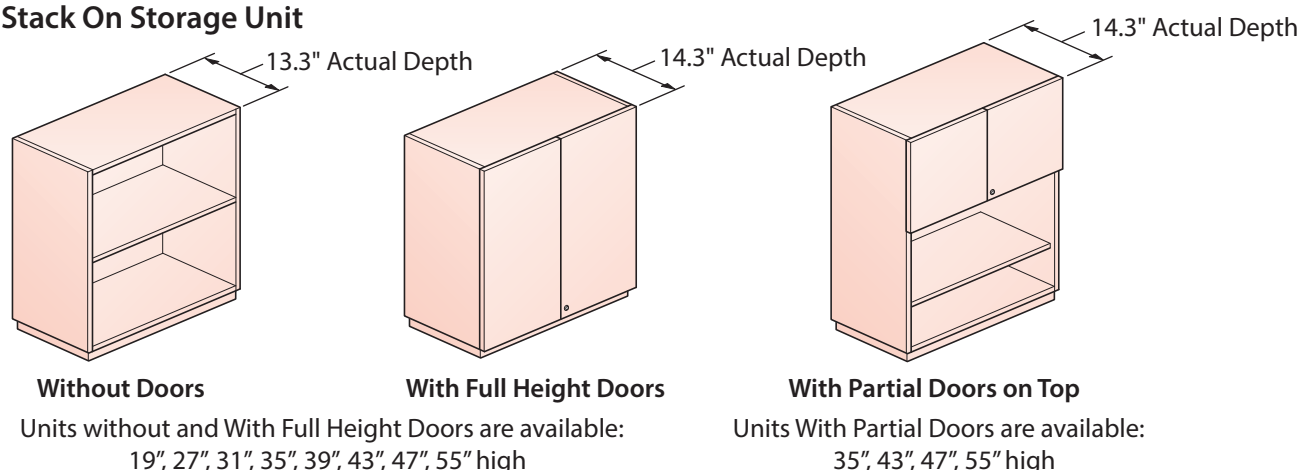
One-High Worksurface Support End does not provide panel support. Compose panel attachment brackets do not work in conjunction with the One-High Worksurface Support End.

Product Applications – Compose Storage

Planning With Stack-On Storage Units

Stack-On Storage Units provide vertical upper storage. May be used in a panel or non-panel based application. Available 30" and 36" wide and are standard with an unfinished inset back.

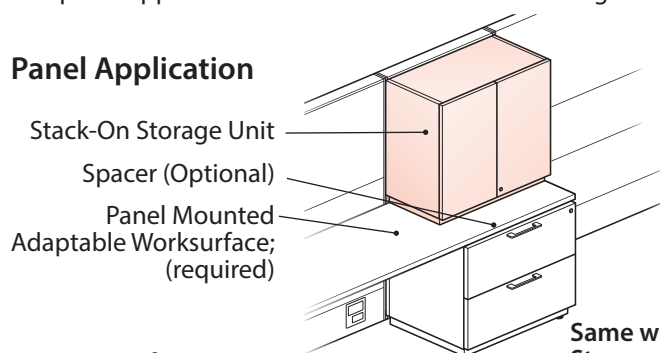
Stack On Storage Unit



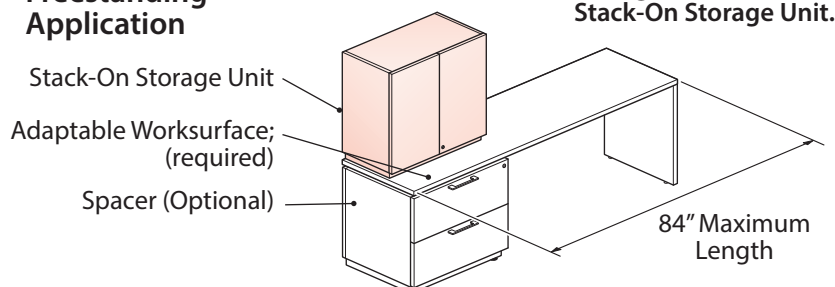
Application Guidelines for Stack-On Storage Units

- Stack-On Storage Units are for use with one-high, one and one-half high and two-high lower storage elements. Not for use with three-high lower storage elements.
- A Lower Storage element provides foundation support for the Stack-On Storage Unit. Lower storage width must be the same or greater than the and Stack-On Storage Unit.
- The Stack-On Storage Unit may not be installed directly on top of the lower storage unit; requires a separately specified Storage Top or an Adaptable Worksurface.
- The Stack-On Storage Unit includes attachment material for attaching to Storage top or Adaptable Worksurface.
- A spacer is optional for the lower storage element; counterweight is not required.
- The bottom of the Stack-On Storage Unit attaches to the Storage Top or adaptable worksurface; field drilling not required.
- In a panel application the back of the Stack-On Storage Unit does not attach to the Compose panel.

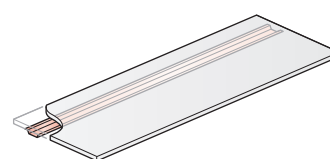
Panel Application



Freestanding Application



Reinforcement Channel



Length: 16", 24", 32", 39", 47" and 54"

Separately specified worksurface reinforcement channels provide additional support for worksurfaces with 50" (1270mm) spans that are heavily loaded and not supported by mid-span cantilevers or worksurface support panels.

Note

- The Stack-On Storage Unit is standard with an unfinished inset back. Optional finished back must be specified separately if required for aesthetic reasons. Finished Back adds $\frac{3}{4}$ " to depth of unit.

Tips

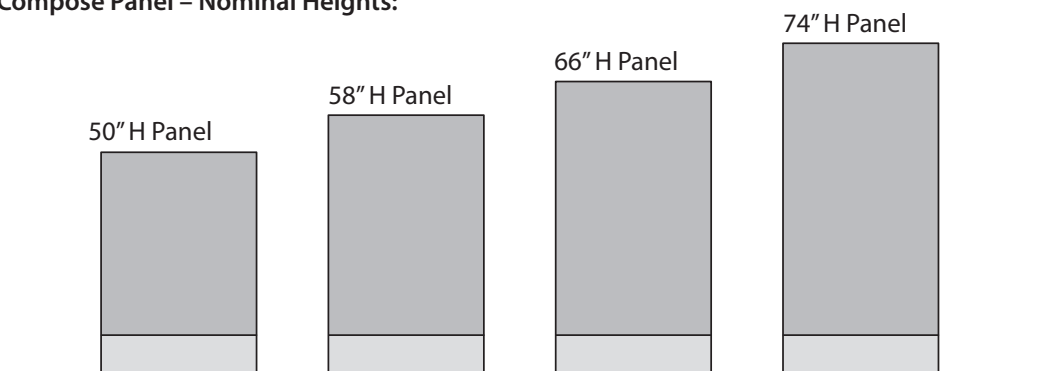
- Stack-On Storage Units are not dimensioned for use with X or V Series storage.
- In a panel mounted application the depth of the lower storage element may be a maximum 6" shallower than the of the adaptable worksurface depth.

Product Applications – Compose Storage

Planning With Stack-On Storage Units

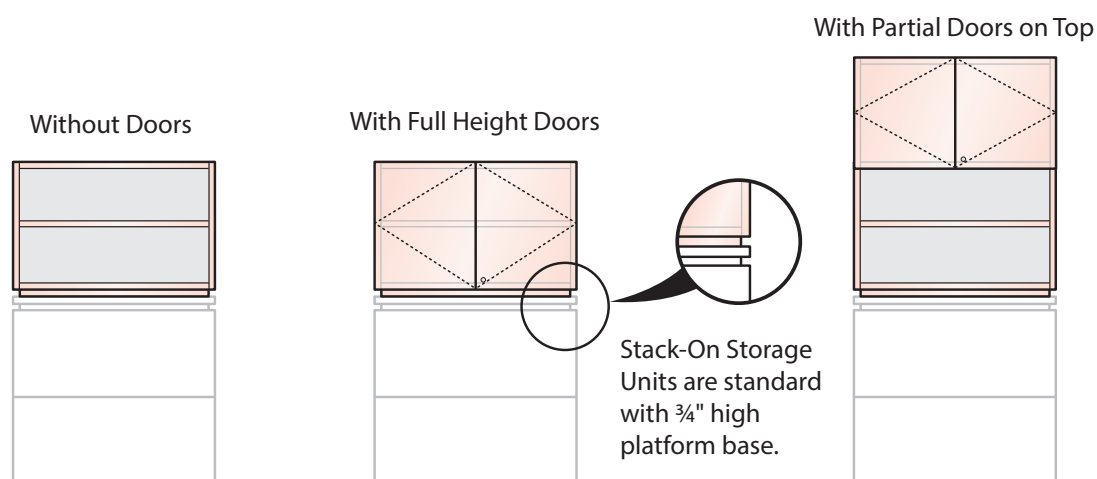
Stack-On Storage Unit heights are designed to compliment select Compose panel heights. Applicable panel heights include 50", 58", 66" and 74".

Compose Panel – Nominal Heights:



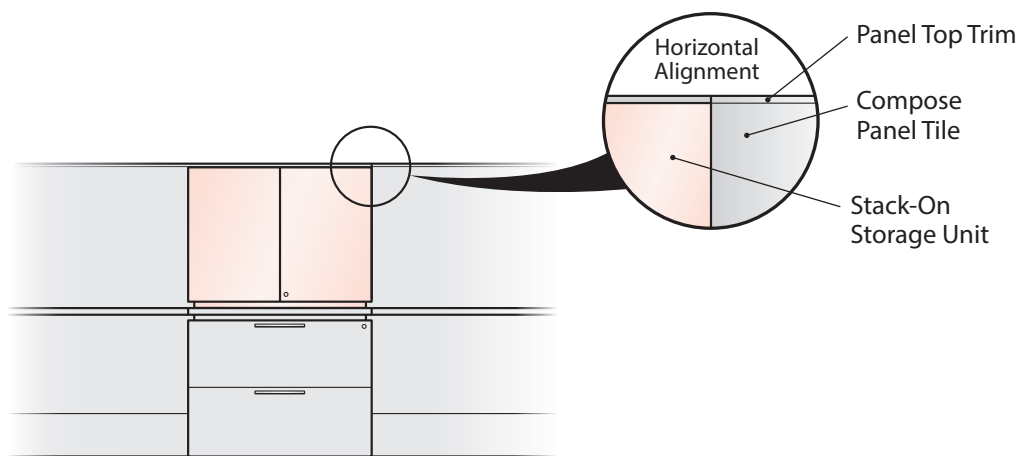
Stack On Storage Units

Stack-On Storage Unit is standard with platform base; not height adjustable.



Horizontal Alignment

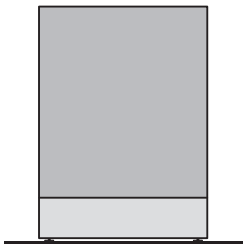
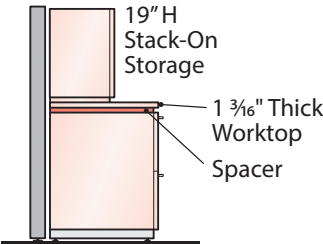
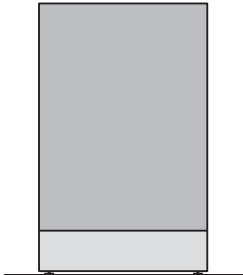
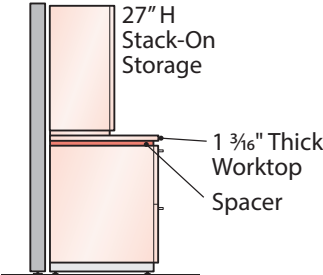
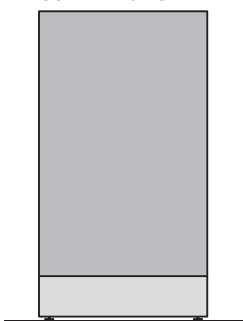
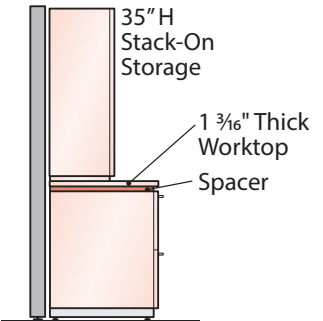

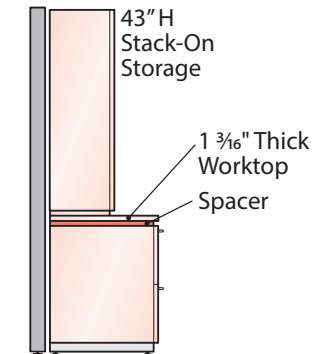
Positioning the Stack-On Storage Unit with the recommended one- or two-high lower storage element allows for horizontal alignment between the Compose panel and the Stack-On Storage Unit.



Product Applications – Compose Storage

Planning With Stack-On Storage Unit – With or Without Full Height Doors

See below for Stack-On Storage Unit heights with the recommended one- or two-high lower storage element for horizontal alignment between the Compose panel height.

Compose Panel – Nominal Heights:	Stack-On Storage Without or With Full Height Doors Nominal Height:	
50" H – Panel	 <p>31" H Stack-On Storage</p> <p>1 $\frac{3}{16}$" Thick Worktop Spacer</p> <p>One-High Lower Storage Element</p>	 <p>19" H Stack-On Storage</p> <p>1 $\frac{3}{16}$" Thick Worktop Spacer</p> <p>Two-High Lower Storage Element</p>
58" H – Panel	 <p>39" H Stack-On Storage</p> <p>1 $\frac{3}{16}$" Thick Worktop Spacer</p> <p>One-High Lower Storage Element</p>	 <p>27" H Stack-On Storage</p> <p>1 $\frac{3}{16}$" Thick Worktop Spacer</p> <p>Two-High Lower Storage Element</p>
66" H – Panel	 <p>47" H Stack-On Storage</p> <p>1 $\frac{3}{16}$" Thick Worktop Spacer</p> <p>One-High Lower Storage Element</p>	 <p>35" H Stack-On Storage</p> <p>1 $\frac{3}{16}$" Thick Worktop Spacer</p> <p>Two-High Lower Storage Element</p>
74" H – Panel	 <p>55" H Stack-On Storage</p> <p>1 $\frac{3}{16}$" Thick Worktop Spacer</p> <p>One-High Lower Storage Element</p>	 <p>43" H Stack-On Storage</p> <p>1 $\frac{3}{16}$" Thick Worktop Spacer</p> <p>Two-High Lower Storage Element</p>

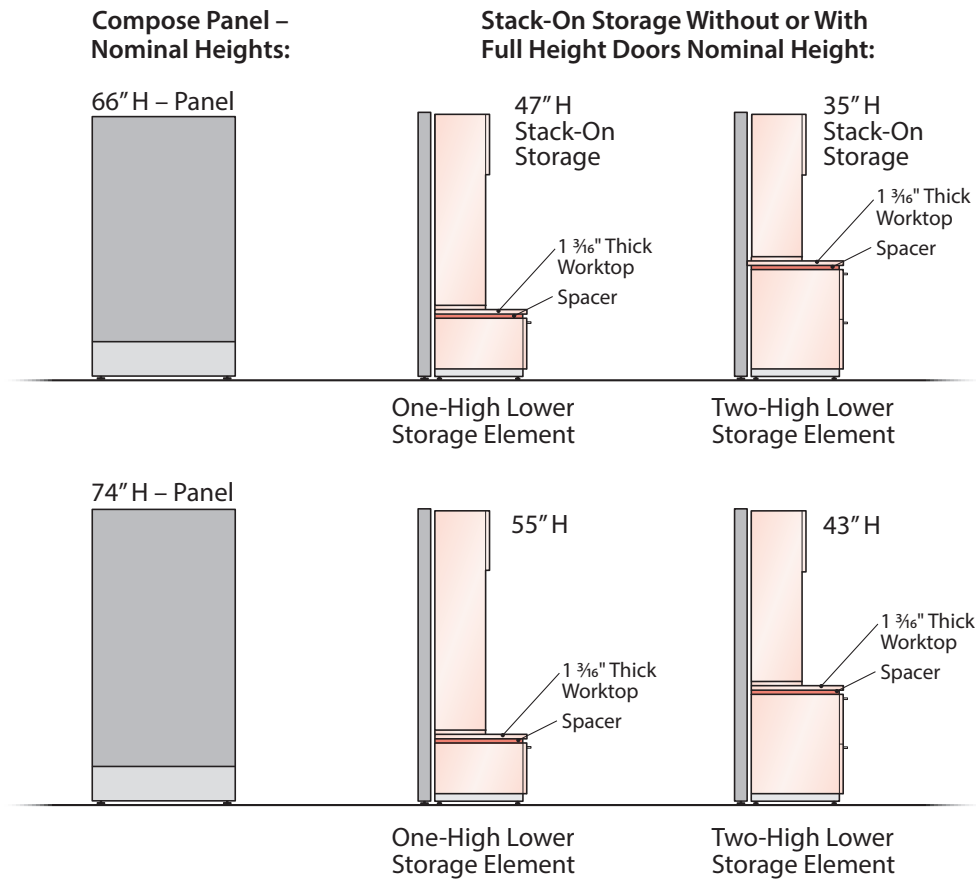
Note

- One and One-Half High Lower Storage used with Stack-On Upper Storage will not align with Compose Panel heights.

Product Applications – Compose Storage

Planning With Stack-On Storage Unit – With Partial Doors on Top

See below for Stack-On Storage Unit heights with the recommended one- or two-high lower storage element for horizontal alignment between the Compose panel height.



Note • One and One-Half High Lower Storage used with Stack-On Upper Storage will not align with Compose Panel heights.

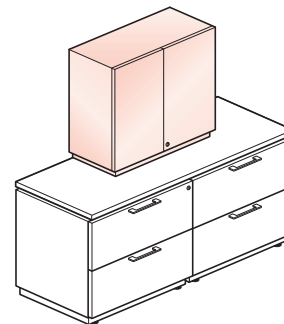
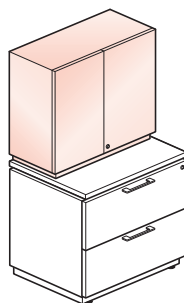
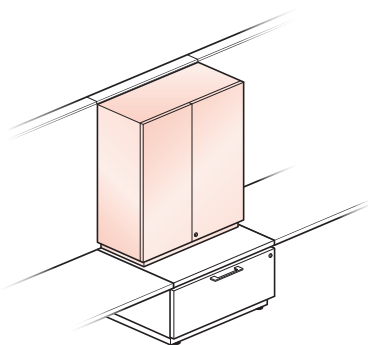
Product Applications – Compose Storage

Planning With Stack-On Storage Units

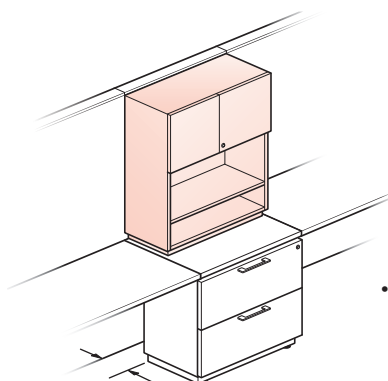
See below for examples of acceptable and unacceptable Stack-On Storage Unit applications.



Do



- Stack-On Storage Units are for use with one-high, one and one-half high or two-high lower storage elements.
- Lower storage element must be the same width or wider than as the Stack-On Storage Unit.

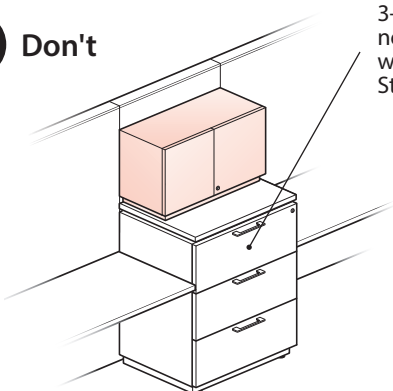


Maximum 6" shallower than the work surface

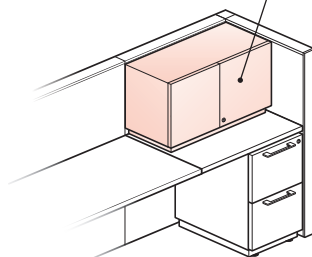
- Depth of the lower storage may be a maximum of 6" less than the panel mounted adaptable worksurface nominal depth.



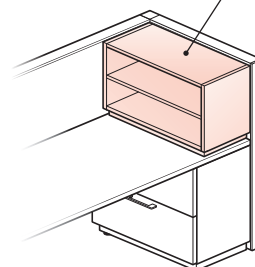
Don't



3-High Storage not to be used with Stack-On Storage Units



Stack-On Storage Unit requires same width or wider lower storage element



Stack-On Storage Unit is slightly wider than compose lower storage element; aesthetic consideration

- Stack-On Storage Unit is not for use on three-high lower storage element.
- Width of Stack-On Storage Unit exceeds width of Lower Storage Unit.
- Lateral Storage dimensional logic does not match dimensional logic of work surface.

Note

- One and One-Half High Lower Storage used with Stack-On Upper Storage will not align with Compose Panel heights.

Tips

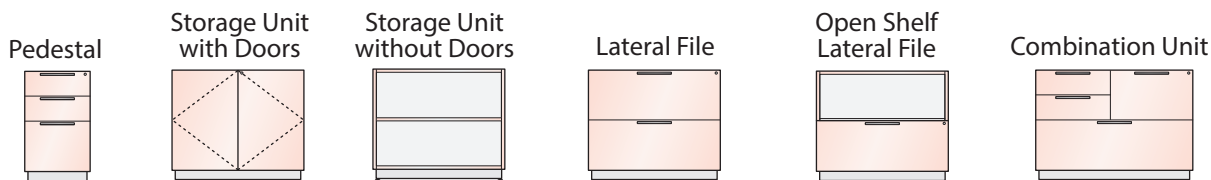
- Stack-On Storage Units are not dimensioned for use with X or V Series storage.
- In a panel mounted application the depth of the lower storage element may be a maximum 6" shallower than the of the adaptable work surface depth.

Product Applications – Compose Storage

Planning With Worksurface Support Brackets In A Panel Application

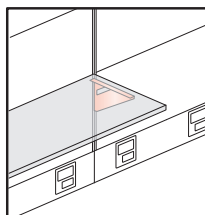
Worksurface support must be separately specified in a Compose Storage application. Refer to the adaptable worksurface and Compose panel planning guidelines for required support. Exception to this rule is the Compose Pedestal-to-Panel bracket which is not for use with Compose Storage elements.

Lower Storage elements for use with adaptable worksurface support brackets:



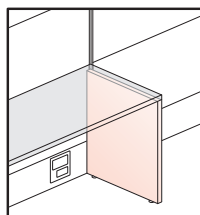
Do

Use Adaptable support brackets in a Compose Storage application. Refer to the worksurface planning section in the Compose Specification Guide for application guidelines.



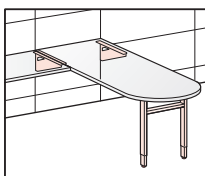
Standard Cantilever Bracket

- Right, left or pair
- 16" depth for use on 18", 24" and 30" depth worksurfaces



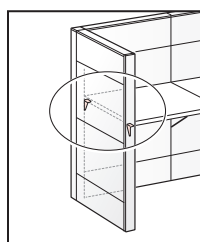
Worksurface Support Panel

- 1½" thick
- Non-handed
- Right, left or shared applications
- Provides full support for one end of equal depth worksurfaces (may specify 6" shorter than worksurface depth)
- Specify for applications with overhead storage and worksurfaces
- Specify to match worksurface edge option
- Height adjustment of 2½" (29"-31½")



Standard Link Cantilever Bracket

- Right, left or pair
- Includes Cantilever(s) and Angle Bracket(s) for use on Conference End and Key End worksurfaces



Side/Corner Bracket

- Attached into front or back of worksurface
- Right or left

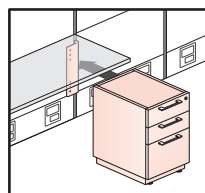
Side Bracket for Knife Edge

- Attached to front of worksurface
- Right or left



Don't

The pedestal-to-Panel Bracket is not for use with Compose Storage elements.

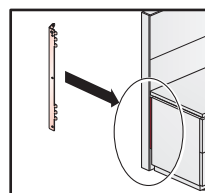


Pedestal -To-Panel Bracket



Do

Use the Storage-to-Panel Bracket with 2-high, 3-high or full height Storage elements.



Storage-to-Panel Bracket

Note • Not for use with one-high one and one-half high lower storage elements.

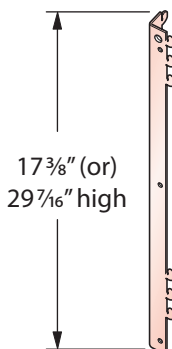
Product Applications – Compose Storage

Planning With Storage-To-Panel Bracket

The Storage-to-Panel Bracket is available in two heights; 17 3/8" or 29 7/16" high x 1 1/2" wide, x 3/4" deep. The 17 3/8" height is for use with a two-high lower storage element and the 29 7/16" height is for use with a three-high lower storage element and/or full height storage. The separately specified bracket is for use with Compose Storage and Compose Full Panel Frames, only. Available in standard and metallic paint colors.

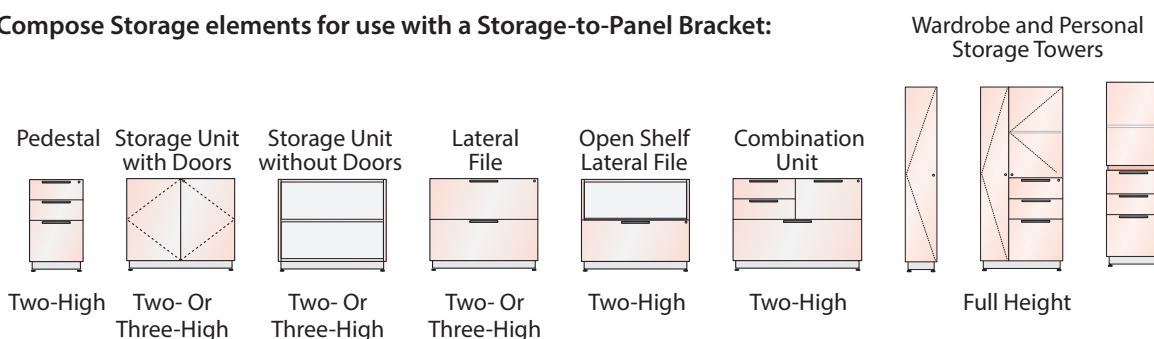
BZBG-0002
for two-high storage

BZBG-0003
for use with three-high
and full height storage



- Note**
- Bracket is non-handed for maximum flexibility.
 - For use with standard unfinished inset storage back or a separate specified finished back.
 - Not for use with one-high or one and one-half lower storage.

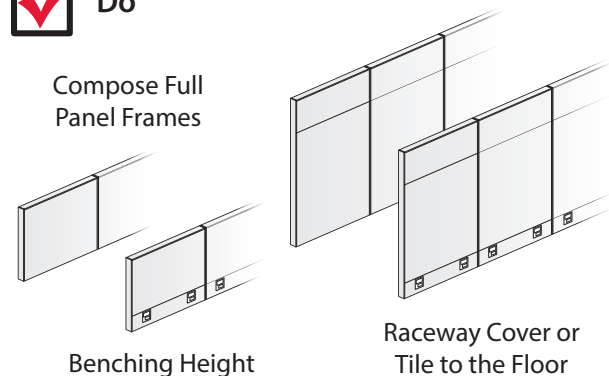
Compose Storage elements for use with a Storage-to-Panel Bracket:



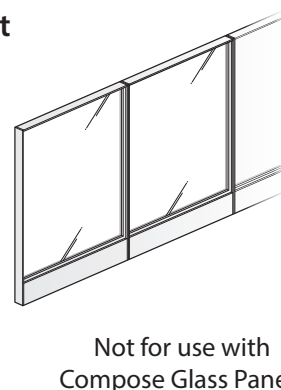
The Storage-to-Panel Bracket is for use with a Compose Full Panel Frame. It is not for use with Compose Glass Panels, X or V Series Storage including X Series Active Storage.



Do



Don't




Note • The 29 7/16" high bracket (BZBG-0003) is not for use with Compose Benching height panel.



Don't

The Storage-to-Panel Bracket is not for use with X or V Series Storage; inclusive of X Series Active Storage, 950 Series and Beside Storage.



Product Applications – Compose Storage

Planning With Storage-to-Panel Bracket

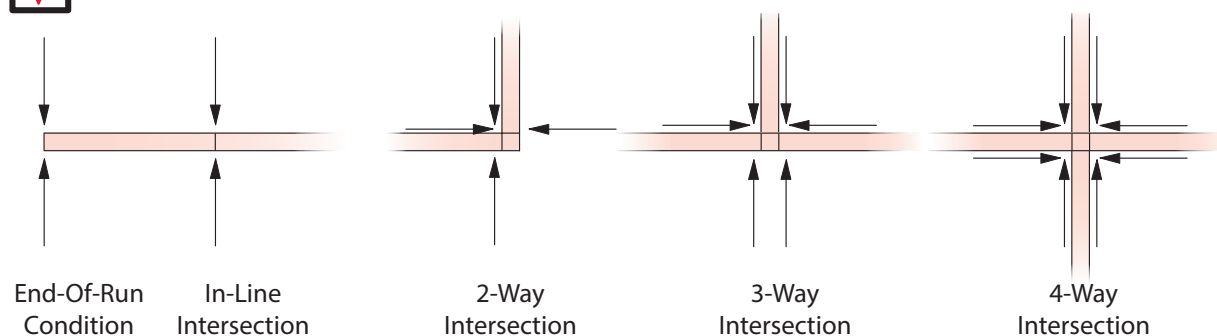
General Application Guidelines:

- The Storage-to-Panel Bracket is used with two-high, three-high, and full height storage elements to provide Group A – Panel Floor Support.
- The Storage-to-Panel Bracket is field drilled into the back of the storage element and attaches into the component mounting slots of the Compose full panel frame; Compose panel may have base raceway or tile to the floor.
- Designed for use with Adaptable worksurfaces with edgeband or cascade trim; not for use with T-mold or Knife edge worksurfaces.
- Adaptable Worksurface and the lower storage element must be the same nominal depth when back of storage is parallel to the Compose panel.
- For use with all leg/base options; chamfer leg, plinth or side panel base.
- For use with all spacer options: floating spacer, solid spacer or no spacer.
- Flexible design allows the bracket to be used with lower storage standard inset unfinished back or a separately specified finished back.
- Non-handed design allows for left- or right-hand installation.
- The Storage-to-Panel Bracket includes attachment hardware.

Storage-to-Panel Bracket - Panel Attachment Locations



Do Bracket Attachment Locations – 90° panel applications



Storage-to-Panel Bracket must align with the mounting slots in the Compose full panel frame. For use in 90 degree panel intersections.



Don't Storage-to-Panel Bracket not for use in 120° panel applications



Storage-to-Panel Bracket is not for use with Compose Storage one-high or one and one-half high storage elements or X and V Series Storage inclusive of the X Series Active Storage.

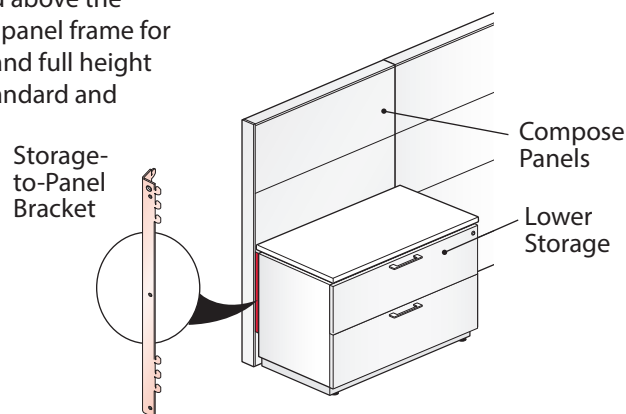
Product Applications – Compose Storage

Planning With Storage-to-Panel Bracket

Storage-to-Panel Bracket / Height Relationships

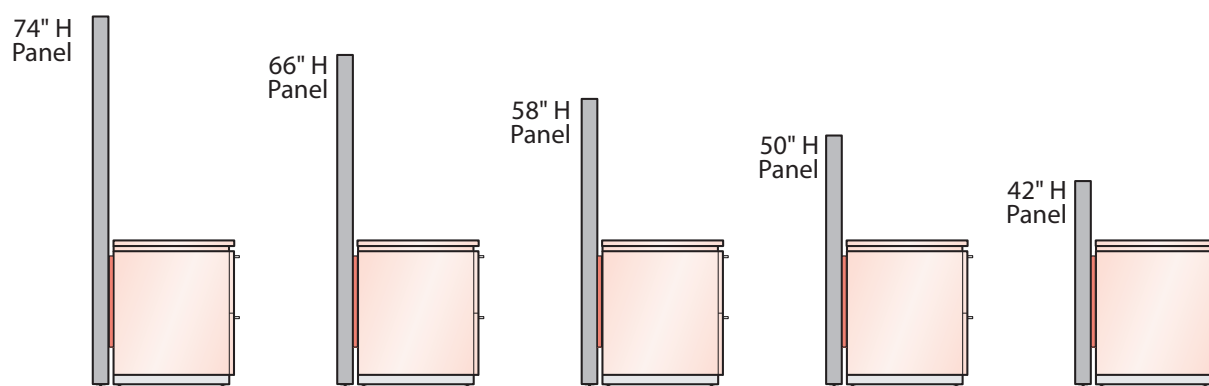
General Application Guidelines:

The Storage-to-Panel Bracket is always installed above the base raceway location within the Compose full panel frame for all storage applications; two-high, three-high, and full height storage elements. The bracket is available in standard and metallic paint colors.



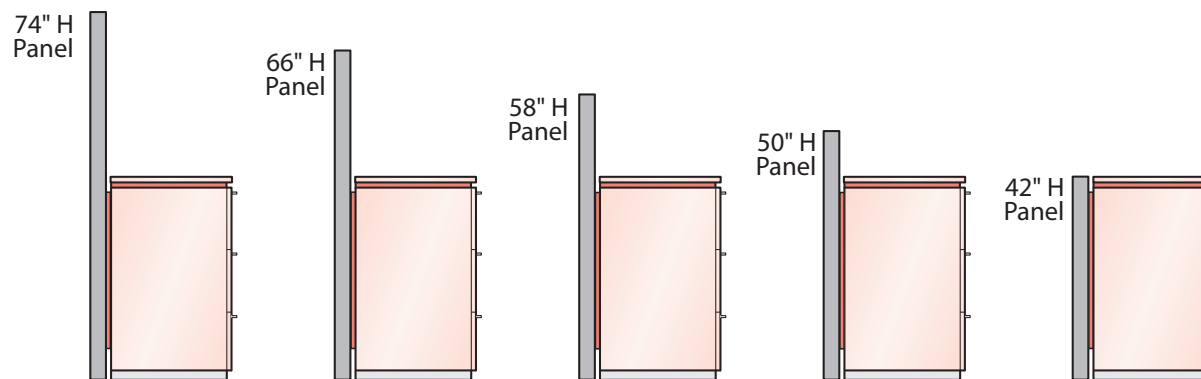
Two-High Storage

Nominal Panel Height



Three-High Storage

Nominal Panel Height



Note • The Storage-to-Panel Bracket is not for use with one-high or one and one-half high lower storage elements.

Product Applications – Compose Storage

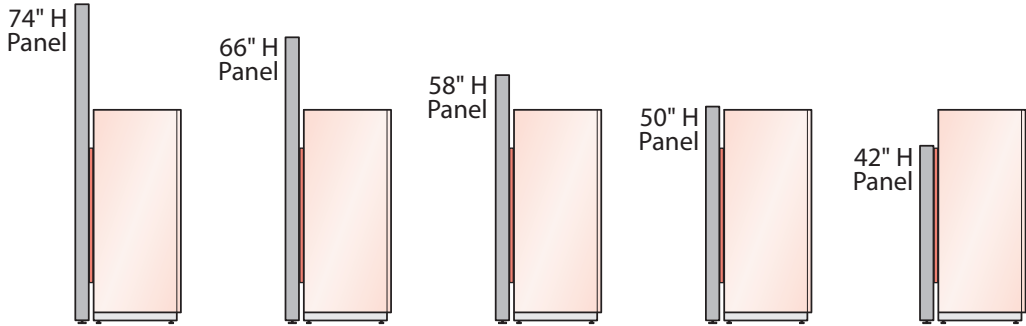
Planning With Storage-to-Panel Bracket

Storage-to-Panel Bracket / Height Relationships

- Compose Panels & Full Height Storage

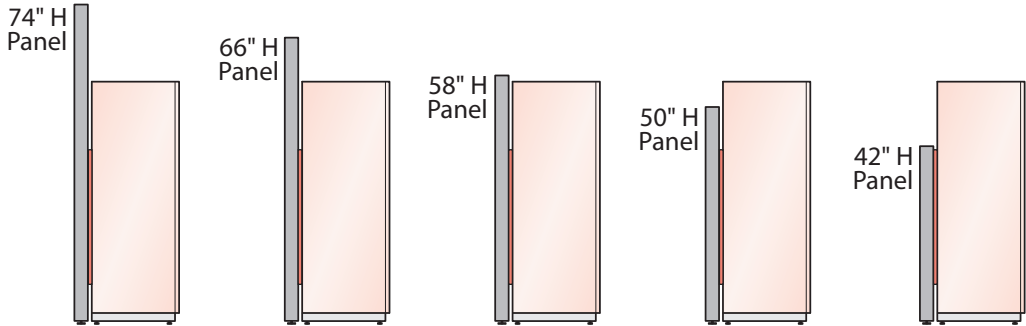
49" High Wardrobe

Nominal Panel Height



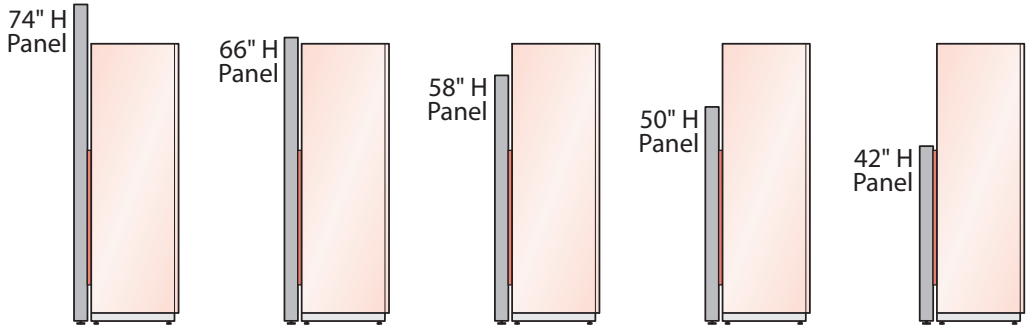
57" High Wardrobe

Nominal Panel Height



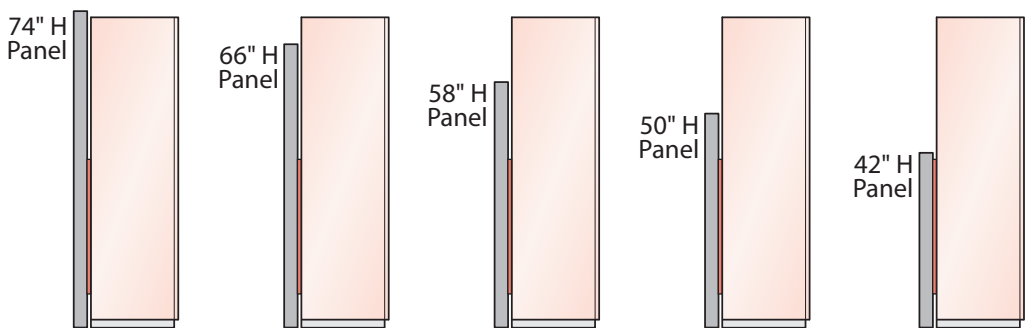
65" High Wardrobe

Nominal Panel Height



73" High Wardrobe

Nominal Panel Height



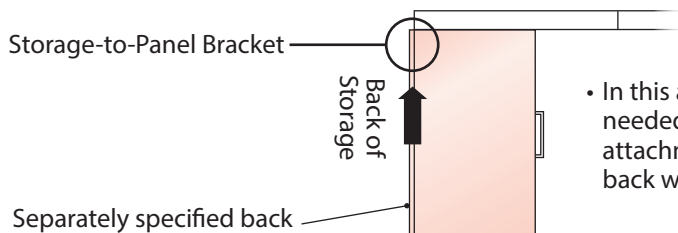
Product Applications – Compose Storage

Planning With Storage-to-Panel Bracket

Storage-to-Panel Bracket / Lower Storage Orientation – Back of Storage Element – Attachment Location

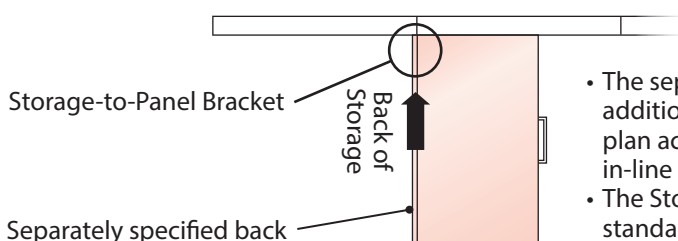
End-of- Run Panel Application

Storage perpendicular to Compose Panel



- In this application a separately specified back is needed for aesthetics. In a panel to storage back attachment location, the separately specified back will exceed the end-of-run panel trim.

In-line Panel Application



- The separately specified back will add an additional $\frac{3}{4}$ " to the depth of the storage element plan accordingly when located in an in-line or panel intersection application.
- The Storage-to-Panel Bracket is for use with the standard inset unfinished back or a separately specified back.

Front of Storage Element - Attachment Location

Due to the location of the internal locking mechanism in storage elements with drawers, only the Storage Unit and the Wardrobe are for use in a storage front attachment in all panel application.

End-of- Run Panel Application



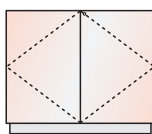
Do

For Use In Storage Front Attachment Application

Storage-to-Panel Bracket

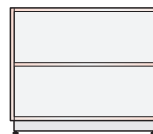
Front of Storage

Storage Unit with Doors



Two- Or Three-High

Storage Unit without Doors



Two- Or Three-High

Wardrobe



Full-Height

The storage elements shown below are standard with lock; not for use in a storage front to panel attachment location.



Don't

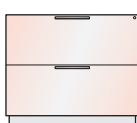
Not For Use In Storage Front Attachment Application

Pedestal



Two-High

Lateral File



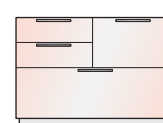
Two- Or Three-High

Open Shelf Lateral File



Two-High

Combination Unit



Two-High



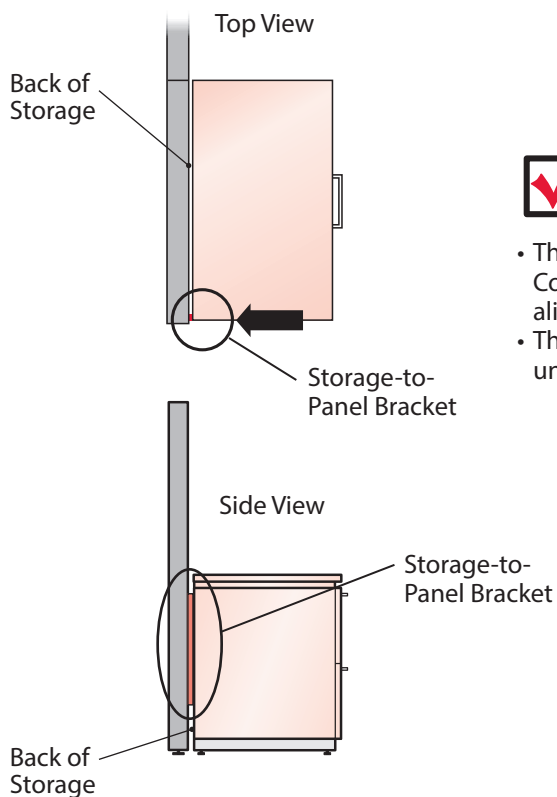
Storage-to-Panel Bracket is not for use with one-high an one and one-half high storage element or X and V Series Storage inclusive of the X Series Active Storage.

Product Applications – Compose Storage

Planning With Storage-to-Panel Bracket

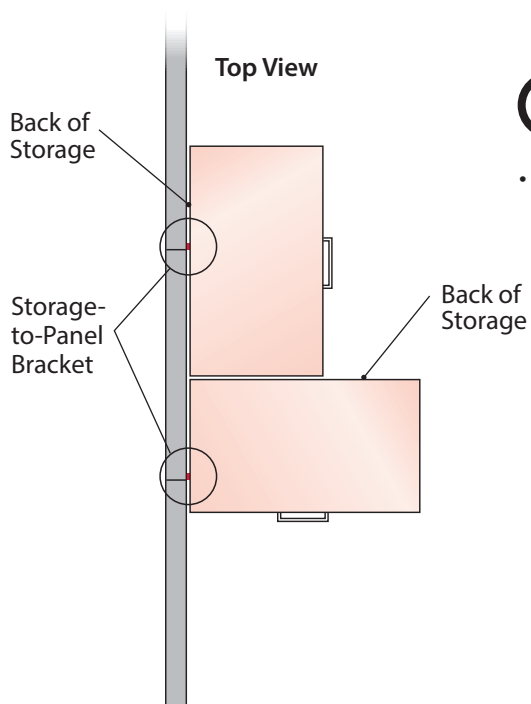
Storage-to-Panel Bracket / Lower Storage Orientation – Back of Storage Element - Attachment Location

End-of- Run Panel Application



Do

- The width of the storage element is slightly less than the Compose panel which allows the side of the storage element to align with the end-of-run panel trim.
- The Storage-to-Panel Bracket is for use with the standard inset unfinished back or a separately specified back.



Don't

- In an off-modular storage application the panel intersection does not align with side of a storage element. This application is feasible but not recommended from an installation perspective.



Storage-to-Panel Bracket is not for use with Compose Storage one-high and one and one-half high storage elements or X and V Series Storage inclusive of the X Series Active Storage.

Product Applications – Compose Storage

Planning With Storage-to-Panel Bracket

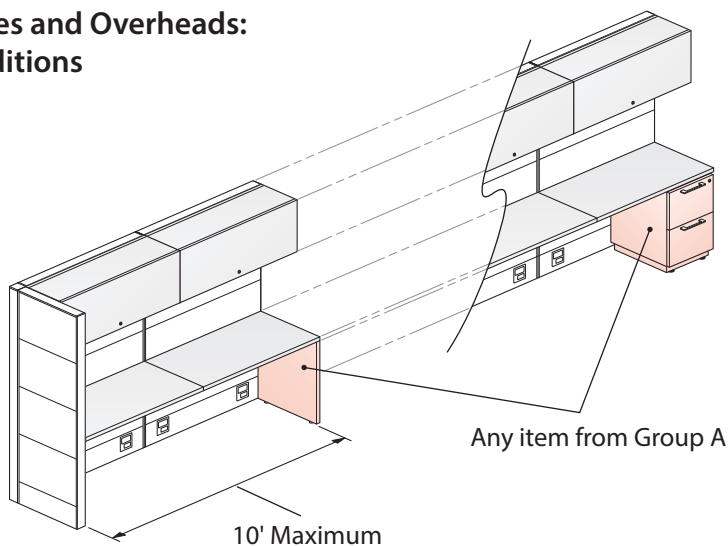
Refer to the Compose Support and Load guidelines for system planning when designing with the Storage-to-Panel Bracket.

Compose Support and Load Guidelines

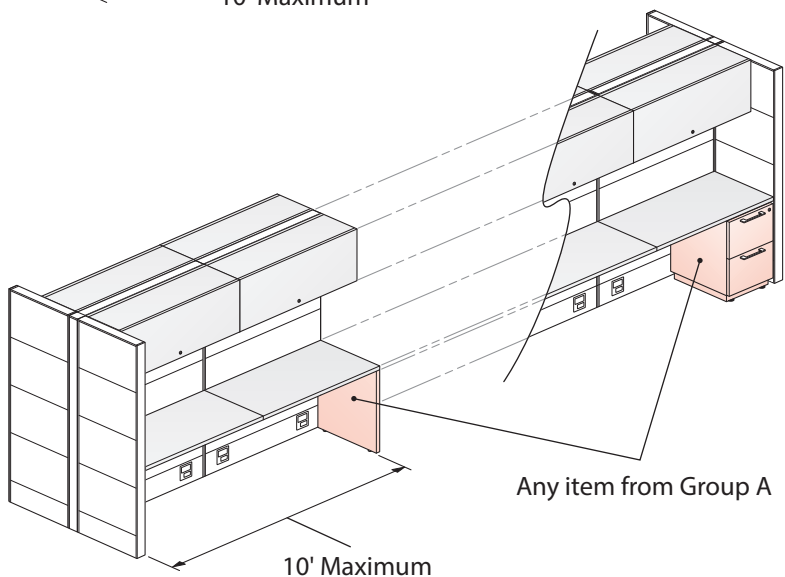
Panel Support with Worksurfaces and Overheads: Balanced and Unbalanced Conditions

- Configurations below require full frame with tiles. If stack frames are used on panel spine, full-height return panels must be used every 10 feet.

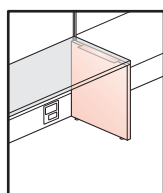
- Unbalanced application of overheads require a full-height return panel on one end.
- Return panel height must be equal to spine height.
- Return panel depth must be equal to or greater than worksurface depth.



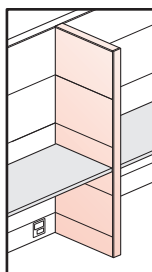
- Return panels are required on one end.
- 24" maximum return panel height difference.
- Return panel depth must be equal to or greater than worksurface depth.



Existing Group A: Panel Floor Support

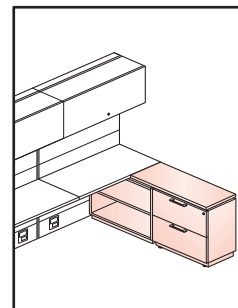
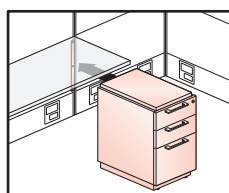


Worksurface
Support Panel



Return Panel

Storage-to-Panel Bracket provides Group A: Panel Floor Support

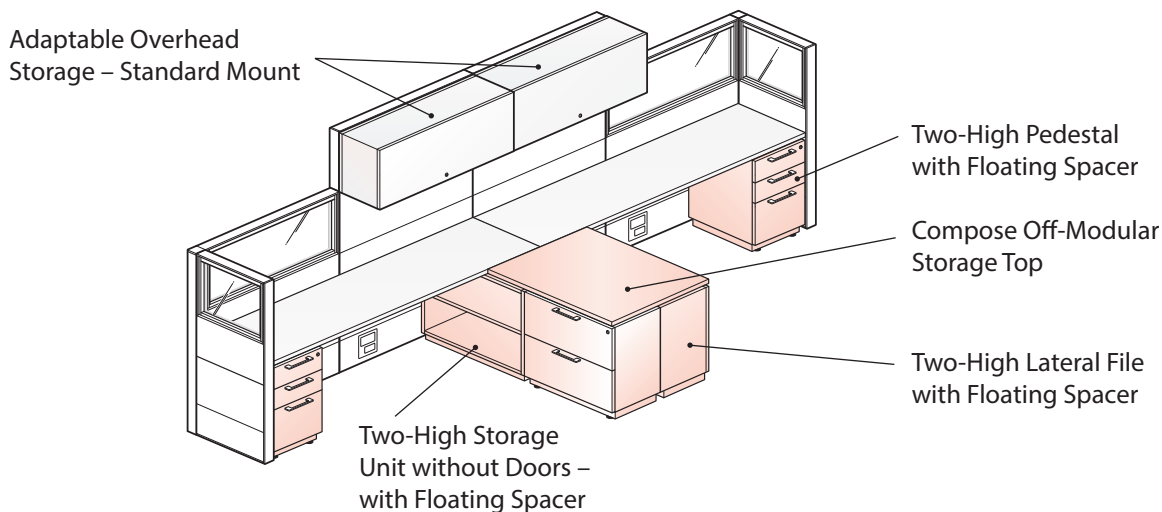


Compose Storage two-high, three-high or full height storage
with Storage-to-Panel Bracket; BZBG-000(2 or 3)

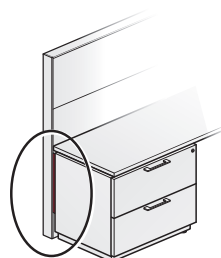
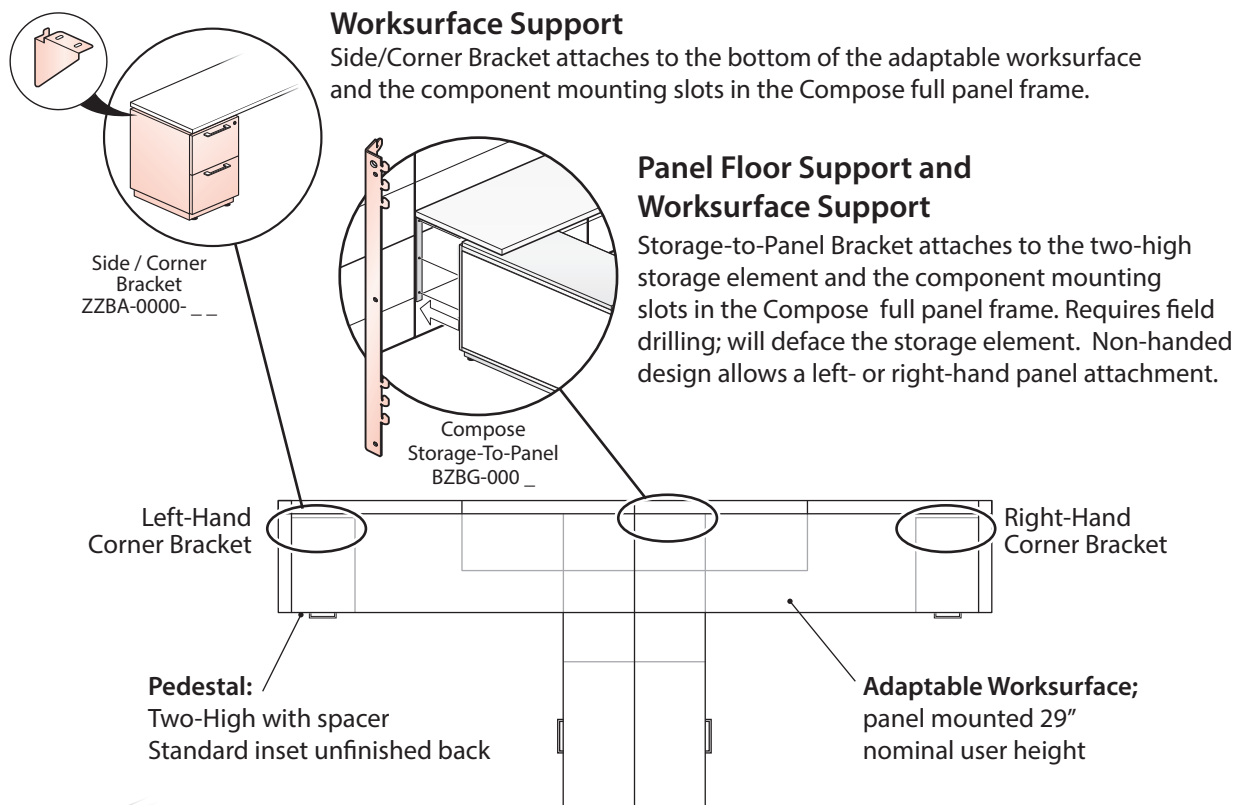
Product Applications – Compose Storage

Planning With Worksurface Support Brackets In A Panel Application

All lower storage in the application below is Compose Storage. See below for lower storage bracket application.



Two-High lower storage element may be attached to the Compose panel with a Side/Corner bracket. The Side/Corner bracket is for use with the solid or floating spacer, and the no spacer lower storage option.



Group A Panel Floor Support

The Storage-to-Panel bracket provides Group A Panel Floor Support. Refer to the Compose Panel Support and Load Guidelines for application details for balanced and unbalanced panel conditions.

The Storage-to-Panel bracket is only for use with Compose Storage two-high, three-high and full height storage. Not for use with One-High, One and One-Half High Compose Storage, and X and V Series Storage including Active Storage.



Tips Storage-to-Panel Bracket is not for use with Adaptable worksurface T-Mold or Knife edge.

This page intentionally left blank.

Technical Specifications Compose Storage

Technical Specifications – Compose Storage

Pedestals

Pedestals are available in box/box, box/file, /file, and file/file configurations. Top, sides and bottom are constructed of 1/8" (17.4mm) wood composite material with wood veneer surface. Inset back is constructed of 1/8" (17.4mm) wood composite material and not intended to be visible. Optional finished back is 1/8" (17.4mm) board with veneer or laminate surface is field assembled to the back of the laterals giving a finished appearance. All drawer slides are full extension. Attached Pedestal is attached to surface with threaded mechanical fasteners. Pedestals have the option of a solid spacer made from a wood composite core, or a 1.18" (29.9mm) metal floating spacer constructed from 14 gauge steel. There is also a no spacer option where top of pedestal can be finished, or unfinished.

Pedestal fronts have the option of an Aluminum J-pull or a wood finger pull. They are also available with a variety of pulls for blending into any office environment.

Pedestals can be specified with a Plinth Base with adjustable glides giving 1" (25.4mm) of vertical adjustment, cast aluminum Chamfer Leg allowing 1" (25.4mm) of adjustment, or Side Panel Base with glides allowing 2" (50.8mm) of adjustment. Counterweights are an option, when specified, counterweight is factory installed.

Mobile Pedestals come in the same drawer configuration as pedestals, with the exception of the one-high box/box configuration, and come standard with a finished back.

Lateral Files

Compose Storage Lateral Files are offered in one, one and one-half, two or three high units. All slides for drawers are full extension with integrated cable interlock to allow one drawer opening at a time. Top, sides, and bottoms are constructed of 1/8" (17.4mm) wood composite board with wood or laminate surface. Inset back is constructed of 1/8" wood composite board. Units are assembled with dowels and adhesive manufacturing process. Optional finished back is 1/8" (17.4mm) board with veneer or laminate surface is field assembled to the back of the laterals giving a finished appearance.

Lateral files have the option of a solid spacer 1.18" (29.9mm) thick made from a wood composite core with plastic edge banding, or a 1.18" (29.9mm) metal floating spacer constructed from 20 gauge steel, or a finished top.

All units can be specified with a Plinth Base with adjustable glides giving 1" (25.4mm) of vertical adjustment, cast aluminum Chamfer Leg allowing 1" (25.4mm) of adjustment, or Side Panel Base with glides allowing 2" (50.8mm) of adjustment.

Counterweights are an option. When specified, counterweight is factory installed.

Lateral fronts have the option of an aluminum J-Pull, or Wood Finger Pull, they are also available with a variety of pulls for blending into any office environment.

Combination Unit

Combination units are available in two high only. They are available in 36" (914mm) wide, with the bottom drawer being a standard 12" (304.8mm) lateral drawer. The upper section can be open, or box/box, with a file drawer next to it. They are available in left and right configurations. The units are constructed of 1/8" (17.4mm) wood composite material and are bonded together with a glue and dowel construction. The inset back is 1/8" (17.4mm) and painted black. When back of unit is visible, an optional 1/8" (17.4mm) thick board with veneer or laminate surface can be specified and field installed. The top can be finished or unfinished, and also available with a solid wood composite spacer, or a 1.18" (29.9mm) tall 14 gauge metal floating spacer.

Drawer fronts can be specified with an aluminium J pull, or a wood finger pull. They are also available with a variety of pulls for blending into any office environment.

Unit can be ordered with or without a counterweight. Counterweight is factory installed when specified.

All units can be specified with a Plinth Base with adjustable glides giving 1" (25.4mm) of vertical adjustment, cast aluminum Chamfer Leg allowing 1" (25.4mm) of adjustment, or Side Panel Base with glides allowing 2" (50.8mm) of adjustment.

Storage Tops

Storage Tops are available in individual, common, or continuous tops that allow up to three units side by side. Tops are 1 3/8" (30.2mm) thick and are made with a wood composite core. Standard core: Engineered composite panel made with 100% recycled and/or recovered wood fiber bonded with resin. Worksurfaces with this core are compliant with GREENGUARD and BIFMA Standards for Low Emitting Products.

Laminate storage tops are balanced construction with a high pressure plastic laminate on the top, and an equal dimensioned backer on the bottom and available with the following plastic edges:

- Laminate surface with 3mm edgeband on the front and back edge; 1mm edgeband on the sides.
- Wood veneer surface with 3mm edgeband on front and back edge; 1mm edgeband on sides. Ships with attachment hardware to attach to lower storage units.

Technical Specifications – Compose Storage

Storage Units with Doors

Top, sides, and bottoms are constructed of $\frac{1}{4}$ " (17.4mm) wood composite material with wood or laminate surface. Inset back is constructed of $\frac{1}{4}$ " (17.4mm) wood substrate. Units are assembled with dowels and adhesive manufacturing process. When finished back is specified, $\frac{1}{4}$ " (17.4mm) board with veneer or laminate surface is field assembled to the back of the laterals giving a finished appearance.

Units with doors have touch latches and can be locking or units can be specified with a solid 1.18" (29.9mm) spacer, or a 20 gauge metal floating spacer to which separate top is attached. There is also a no spacer option where the top can be finished, or unfinished.

All units can be specified with a Plinth Base with adjustable glides giving 1" (25.4mm) of vertical adjustment, cast aluminum Chamfer Leg allowing 1" (25.4mm) of adjustment, or Side Panel Base with glides allowing 2" (50.8mm) of adjustment. Units are available in 30" (609mm) and 36" (762mm) wide and can be specified, one, two, or three high. Doors come standard with full adjustable hinges.

Personal Storage Towers

Personal Storage Towers are available with a side bookcase, or a wardrobe. Both units are offered with an option of a Box/Box/file or File/File configuration for the lower pedestal section. Six drawer pull options are available. Units are constructed with dowels and adhesive. Box drawer includes one plastic pencil tray, and the second box drawer includes a plastic drawer divider. File drawer includes integrated file hanging system for front to back filing. Drawer construction is available in English dovetailed Baltic Birch, or black miterfold interior. All drawers have full extension slides. Design and construction of units utilize a $\frac{1}{4}$ " (17.4 mm) wood composite board with Veneer or laminate surface. All units with side bookcase come standard with finished backs. Units with wardrobe have separately specified optional backs when required for planning. Lock core is standard in all units and available in black or chrome.

For the Personal Storage Tower with Side Bookcase, an inset solid spacer is used between the lower section and upper bookcase using a $1\frac{1}{8}$ " (30mm) wood composite core with wood or plastic edge banding.

All units can be specified with a Plinth Base with adjustable glides giving 1" (25.4mm) of vertical adjustment, cast aluminum Chamfer Leg allowing 1" (25.4mm) of adjustment, or Side Panel Base with glides allowing 2" (50.8mm) of adjustment.

Units are available in three depths, four heights, and ship complete with one or two adjustable shelves depending on height specified for side bookcase and wardrobe with storage. Wardrobe storage units 18" (457mm) deep ship with stainless steel coat hook and one fixed shelf, 24" (609mm) and 30" (762mm) deep units ship with chrome coat rod and one fixed shelf.

Wardrobes

Wardrobes are offered in multiple heights, in three depths, and two widths. Unit ships complete, minus the assembly of the field installed adjustable glides on bottom on units. All units can be specified with a Plinth Base with adjustable glides giving 1" (25.4mm) of vertical adjustment, cast aluminum Chamfer Leg allowing 1" (25.4mm) of adjustment, or Side Panel Base with glides allowing 2" (50.8mm) of adjustment.

Units are constructed of $\frac{1}{4}$ " (17.4 mm) wood composite board with wood or laminate surface. Units are assembled with a dowel and adhesive manufacturing process for structural integrity and consistency. Optional finished back is $\frac{1}{4}$ " (17.4 mm) board with veneer surface, and are field assembled to the back of the Wardrobes giving a finished appearance when back is in exposed application.

Wardrobe interior fixed shelf matches case veneer, and is included when 73" (1854mm) tall unit is specified.

Wood cases are standard with unfinished inset backs, inset top and utilize a touch latch door. Units are available with or without locks, in Chrome or Black and utilize Haworth's standard lock plug with Master Key option. Wardrobes 18" (457mm) in depth include coat hook, 24" (609mm) and 30" (762mm) deep units include one fixed coat rod.

Stack-On Storage

Stack-On Units are available in multiple heights and come in two widths, 30" (609mm) and 36" (762mm). Units can be specified with and without doors. Doors can be full height or partial height. Doors can be specified as locking or non-locking and come standard with touch latch doors. Units are designed to work with one high and two high Compose Storage Units. They are constructed of $\frac{1}{4}$ " (17.4 mm) wood composite material with veneer or laminate surface, this includes, top, sides, bottom and finished wood or laminate back. Units are attached to lower storage by use of included adhesive strips for easy installation.

One-High Worksurface Support End

One-High Worksurface Support End is a T-shaped support end panel that is used with one-high storage to support a work top at standard height. It is constructed with wood composite material, with a veneer or laminate surface. It attaches to top of lower unit with included adhesive strips for easy installation. It is a non-handed design and comes in multiple depths for many applications.

Finish/Color Legend

Wood Finishes

Grade A	
Double Cut	
2P-RL	Applegate
WL-RL	Beachwood
2R-RL	Butternut
WE-RD	Dune
WJ-RE	Ebony
2N-RL	Echo
WE-RT	Melba
WC-RW	Wenge

Grade B	
Anegre Quarter Cut	
NP-W15	Espresso
NP-W08	Golden
NP-W07	Light

Cherry	
VC-CA1	Amber
VC-W23	American
VC-W33	Caramel
VC-W30	Heritage
VC-W32	Pacific

Cherry Quarter Cut	
NX-U	Medium

Maple	
VP-LM	Light
VP-N	Natural
VP-AD	Sand

Maple Quarter Cut	
NM-N	Natural

Oak	
VJ-W42	Brindle
VJ-W05	Natural

Rift Cut White Oak	
NR-W15	Espresso
NR-W37	Fawn
NR-W40	Mocha
NR-W38	Tuxedo

Walnut	
VR-W15	Espresso
VR-W31	Retro

Walnut Quarter Cut	
NW-W15	Espresso
NW-W31	Retro
NW-W41	Verdant

Laminate

Grade A	
Solid Color	
H-34	Beige
H-AK	Chalk
H-8J	Charcoal
H-3J	Graphite
H-62	Gray Tone
H-WL	Linen
H-3P	Platinum
H-AA	Putty
H-3E	Smoke

Wood	
H-AM	Amber Cherry
H-AE	Maple
H-AD	Medium Cherry

Grade B	
Premium Wood Grain	
H-KA	Brazilwood
H-KG	Columbian Walnut
H-KP	Field Elm
H-KN	Grey Elm
H-KM	Landmark Wood
H-KL	Neo Walnut
H-KC	New Age Oak
H-KR	Phantom Ecru
H-KS	Phantom Pearl
H-KD	River Cherry
H-KE	Sanara
H-KF	Williamsburg Cherry

Edgeband

Solid Color	
HP-34	Beige
HP-AK	Chalk
HP-8J	Charcoal
HP-3J	Graphite
HP-62	Gray Tone
HP-WL	Linen
HP-3P	Platinum
HP-AA	Putty
HP-3E	Smoke

Wood Grain	
HP-KA	Brazilwood
HP-AM	Cherry
HP-KG	Columbian Walnut
HP-KP	Field Elm
HP-KN	Grey Elm
HP-KM	Landmark Wood
HP-AE	Maple
HP-AD	Medium Cherry
HP-KL	Neo Walnut
HP-KC	New Age Oak
HP-KR	Phantom Ecru
HP-KS	Phantom Pearl
HP-KD	River Cherry
HP-KE	Sanara
HP-KF	Williamsburg Cherry

Trim

Grade A	
Smooth	
TR-R	Beige
TR-AK	Chalk
TR-K	Charcoal
TR-C1	Cocoa
TR-J	Graphite
TR-G	Gray Tone
TR-AA	Putty
TR-E	Smoke
TR-PLS	Smooth Plaster
TR-FM	Snow

Textured	
TR-TY	Cement
TR-TG	Grout
TR-TF	Pitch
TR-TW	Plaster

Grade B	
Smooth	
TR-1C	Accent Blue
TR-1D	Accent Green
TR-1E	Accent Orange
TR-1F	Accent Red
TR-1G	Blue Jay
TR-1L	Brindle
TR-1R	Brownstone
TR-CTS	Chartreuse
TR-1N	Night
TR-1Q	Park
TR-RR	Rusty Red
TR-1M	Sable
TR-1P	Seville
TR-1J	Sky Blue
TR-1H	Terra
TR-1K	Wren

Smooth Metallic	
TR-DM	Dark Bronze Metallic
TR-MC	Metallic Champagne
TR-LE	Metallic Silver

Textured Metallic	
TR-AL	Alloy
TR-AR	Argent
TR-HE	Hellenic

ALERT: These materials are current, however they are being considered for future obsolescence due to low volume.

Wood:	
VR-W21	Mahogany Satin on Walnut
VR-W12	Naturally
WF-RC	Sorrel Double Cut

Laminate:	
H-DH	Barley Grain
H-22	Gray Spex
H-AD	Medium Cherry
H-DA	Oats Grain
H-EK	Owl Nest
H-EC	Quail Nest
H-ED	Rhea Nest
H-EA	Robin Nest
H-DE	Wheat Grain
H-21	White Spex

Forest Stewardship Council (FSC) Statement:

In our continuing support of sustainable forestry and responsible purchasing, Haworth North America is offering FSC certified wood products at no up-charge. By providing FSC certified material, Haworth is supporting our client's green building goals and demonstrating our collective commitment to source materials more sustainably.

Haworth will provide to you the necessary FSC-certified paperwork with your shipment. For more information, FAQs, and a complete FSC product list (including product exceptions), go to the Library and search FSC.

Seating Fabrics/Color Legend

- The following fabrics are available on Seating and cushions.

(d) = Directional fabric (n) = Non-directional fabric

- To obtain fabric samples contact your authorized Haworth dealer.
- Fabric and finish availability as well as technical information are subject to change; refer to Surfaces.Haworth.com for current information.

Fabric Grade: A (d)
BLANKET
50% Post Consumer Recycled Polyester, 50% Virgin Polyester

4H-BE Beach
 4H-BD Bindle
 4H-CL Cloak
 4H-FE Feather
 4H-FW Firewheel
 4H-FT Fort
 4H-GR Grass
 4H-HD Hood
 4H-MA Mackinaw
 4H-MT Manta
 4H-PN Picnic
 4H-PC Poncho
 4H-SW Swag
 4H-SP Sweep
 4H-TK Tuck
 4H-YA Yawn

Fabric Grade: A (d)
HORIZON
100% Polyester

1N-001 Beeline
 1N-004 Birdseye
 1N-003 Border
 1N-002 Compass
 1N-005 Panorama
 1N-008 Skyline
 1N-006 Sweep
 1N-007 Vista

Fabric Grade: A (d)
MORSE
100% Polyester

4J-BP Blip
 4J-CA Cable
 4J-CD Code
 4J-DA Dash
 4J-DT Dot
 4J-MA Marconi
 4J-RA Radio
 4J-SS S.O.S.
 4J-SC Scribe
 4J-TA Tap
 4J-TE Telegraph
 4J-TR Transmit
 4J-WL Wireless

Fabric Grade: A (d)
PIXEL
51% Polyester, 32% Post Industrial Recycled Polyester, 17% Post Consumer Recycled Polyester

2A-BY Byte
 2A-DC Dice
 2A-DT Dot
 2A-EA Easel
 2A-FT Flaunt
 2A-FC Focus
 2A-FL Folio
 2A-HM Home
 2A-IK Ikon
 2A-IM Imagine
 2A-ND Node
 2A-PM Pomp
 2A-RA Raster
 2A-SP Spectral
 2A-TA Tab
 2A-VE Vertex

Fabric Grade: A (n)
TELLURE
100% Polyester

3A-31 Aegean
 3A-18 Black
 3A-45 Buff
 3A-53 Cayenne
 3A-40 Chocolate
 3A-49 Dove
 3A-28 Dynamo
 3A-54 Goose
 3A-23 Jodhpurs
 3A-33 Miami
 3A-19 Navy
 3A-06 Nickel
 3A-34 Ocean
 3A-46 Parrot
 3A-50 Peel
 3A-47 Pumpkin
 3A-44 Roan
 3A-51 Rust
 3A-37 Spring
 3A-48 Sprout
 3A-52 Sunset
 3A-43 Tomato

Fabric Grade: A (d)
TWIST
80% Post Consumer Recycled Polyester, 20% from Rayon Bamboo

MM-AS And Shout
 MM-C Coil
 MM-CS Corkscrew
 MM-CU Curl
 MM-D DNA
 MM-I Ivy
 MM-P Plot
 MM-SW Sidewinder
 MM-S Snail
 MM-SP Spire
 MM-WH Whirlpool
 MM-W Winding

Fabric Grade: A (n)
WELLINGTON FAUX LEATHER
100% Polyurethane

XJ-BL Black
 XJ-BU Buff
 XJ-EL Elephant
 XJ-JA Java
 XJ-PA Pacific
 XJ-SA Sage
 XJ-ST Storm
 XJ-TA Tangelo
 XJ-WI Wine

Fabric Grade: B (d)
ALIGN
97% Post Industrial Recycled Nylon, 3% Post Consumer Recycled Nylon

4F-AR Array
 4F-FC Focus
 4F-LM Limerick
 4F-OR Orient
 4F-PK Picket
 4F-RT Root
 4F-SC Scrimmage
 4F-SP Spring
 4F-TA Tangent
 4F-TL Tree Line
 4F-WR Wire

Fabric Grade: B (d)
DIAGONALE
16% Nylon, 84% Polyester

4N-AC Across
 4N-BA Bias
 4N-CH Chevron
 4N-CR Crosscut
 4N-DA Diamond
 4N-FE Featherstitch
 4N-HT Half Timber
 4N-KC Kitty Corner
 4N-MA Matrix
 4N-OB Oblique
 4N-SE Serge
 4N-ST Slant
 4N-SH Slash
 4N-SL Slope
 4N-WC Whipcord
 4N-ZZ Zig Zag

Fabric Grade: B (d)
ENGLISH TWEED
92% Polyester, 5% Post Industrial Recycled Polyester, 3% Post Consumer Recycled Polyester

4E-BS Biscuit
 4E-BL Blimey
 4E-BN Bonnet
 4E-CT Cottage
 4E-DW Doctor Who
 4E-FX Fox
 4E-ML My Lady
 4E-XD Oxford
 4E-PE Pipe
 4E-SH Sherry
 4E-SN Stilton
 4E-ST Stout
 4E-TE Tea
 4E-TU Tudor

Fabric Grade: B (d)
JEWEL
77% Post Industrial Recycled Polyester, 23% Post Consumer Recycled Polyester

MN-AM Amber
 MN-A Aquamarine
 MN-C Citrine
 MN-E Emerald
 MN-G Garnet
 MN-J Jade
 MN-M Malachite
 MN-R Ruby
 MN-S Sapphire
 MN-TE Tiger's Eye

Fabric Grade: B (d)
LEEF
49% Post Industrial Recycled Polyester, 51% Post Consumer Recycled Polyester

ML-A Aspen
 ML-B Beet
 ML-C Coca
 ML-CN Coconut
 ML-F Fennel
 ML-HE Henna
 ML-H Hosta
 ML-HY Hydrangea
 ML-M Moonflower
 ML-PE Petunia
 ML-P Pumpkin
 ML-S Sunflower
 ML-V Violet

Fabric Grade: B (d)
MOODRING
100% Recycled Polyester

NQ-4 Calm
 NQ-24 Cheerful
 NQ-3 Cool
 NQ-21 Grounded
 NQ-25 Happy
 NQ-22 Inspired
 NQ-23 Intense
 NQ-8 Joy
 NQ-10 Liberate
 NQ-28 Peaceful
 NQ-26 Restful
 NQ-27 Zen

Fabric Grade: B (d)
RAMIE
62% Polyester, 25% Post Industrial Recycled Polyester, 13% Post Consumer Recycled Polyester

4V-BS Basket
 4V-BT Bast
 4V-FX Foxtail
 4V-GN Gunnie
 4V-HY Hay
 4V-MC Macrame
 4V-ML Millet
 4V-MB Mulberry
 4V-RN Rain
 4V-RD Reed
 4V-RT Root
 4V-SC Sack Cloth
 4V-SS Sisal
 4V-TH Thatch
 4V-WT Water
 4V-WD Weed

Fabric Grade: B (d)
TECH
100% Post Consumer Recycled Polyester

MV-AI A.I.
 MV-AN Anatomy
 MV-A Aviation
 MV-B Bionics
 MV-C Cosmos
 MV-D Disc
 MV-E Electric
 MV-F Forestry
 MV-L Logic
 MV-P Optics
 MV-RA Radio
 MV-R Rocket
 MV-SF Sci-Fi
 MV-S Skill
 MV-T Theory
 MV-Z Zoology

Fabric Grade: C (d)
KING
100% Polyester

LH-BE Beige
 LH-DB Dark Blue
 LH-DG Dark Green
 LH-DM Dark Mustard
 LH-GD Gold
 LH-GL Light Green
 LH-LG Light Grey
 LH-MB Medium Blue
 LH-MG Medium Grey
 LH-RD Red
 LH-RG Orange
 LH-WG Warm Grey

Fabric Grade: C (d)
MAYA
100% Polyester

LM-DB Dark Blue
 LM-GR Green
 LM-GY Golden Yellow
 LM-MG Medium Cool Grey
 LM-WG Medium Warm Grey
 LM-RG Orange

Seating Fabrics/Color Legend

Fabric Grade: C ^(d)
SMALL ARROW

**46% Virgin Nylon,
54% Post Industrial
Recycled Nylon**

4L-AR Archer
4L-BA Barb
4L-CR Crossbow
4L-DA Dart
4L-FL Fletcher
4L-MA Mark
4L-NK Nock
4L-QU Quiver
4L-RE Reed
4L-RL Release
4L-ST Shaft
4L-SH Sharp
4L-TA Target

Fabric Grade: D ^(d)
BIG ARROW

**100% Post Consumer
Recycled Polyester**

4D-BS Bisque
4D-BL Blue
4D-CN Cool Neutral
4D-DB Dark Blue
4D-GD Gold
4D-GR Green
4D-MG Medium Grey
4D-RE Red
4D-SA Salmon
4D-WN Warm Neutral

Fabric Grade: D ^(d)
BIG DIAGONALE

**66% Post Consumer
Recycled Polyester
34% Post Industrial
Recycled Polyester**

1K-AM Amber
1K-BL Balsam
1K-CR Carbon
1K-ER Earth
1K-HN Henna
1K-MN Mineral
1K-PR Parrot
1K-RD Red
1K-RS Rosa
1K-SE Sea
1K-TR Terracotta
1K-ZF Zaffer

Fabric Grade: D ^(d)
CLASS

100% Polyester

LE-DG Dark Grey
LE-GM Green Multi
LE-GR Green
LE-LN Light Cool Neutral
LE-MB Medium Blue
LE-MN Medium Warm Neutral
LE-RR Reddish Orange

Fabric Grade D ⁽ⁿ⁾
COTSWOLD

100% Wool

JB-AN Anquilla
JB-BR Bottlegrass
JB-CA Camp
JB-DN Dandelion
JB-ED Editor Blue
JB-GS Goldfish
JB-HA Heart
JB-KE Kokanee
JB-NE Nettle Bellflower
JB-PL Pickeral Weed
JB-SA Sand
JB-SD Silver Dollar
JB-SU Silverbush
JB-SC Soft Charcoal
JB-TR Tree
JB-WE Wheaton

Fabric Grade: D ^(d)
DOTS

**72.7% Post Consumer
Recycled Polyester
27.3% Post Industrial
Recycled Nylon**

6K-CL Clay
6K-VY Ivy
6K-LM Lemon
6K-MN Mandarin
6K-MS Mist
6K-NG Night
6K-SH Shadow
6K-WT Water

Fabric Grade: D ^(d)
ELEMENT

**76% Post Consumer
Recycled Polyester
24% Rayon**

4Z-ER Earth
4Z-ES Essence
4Z-FR Fire
4Z-FS Fossil
4Z-HR Herbal
4Z-LG Logic
4Z-LY Lyrical
4Z-PL Pillar
4Z-PT Poetic
4Z-RR Rare
4Z-RT Root
4Z-SC Scenic
4Z-TH Thread
4Z-TM Timeless
4Z-TR Truth
4Z-WN Wind

Fabric Grade: D ^(d)
MAIN LINE FLAX

**70% Virgin Wood
30% Flax**

6M-AL Aldgate
6M-AR Archway
6M-BN Bank
6M-BY Bayswater
6M-BT Bethnal
6M-BR Brompton
6M-CM Camden
6M-GL Goldhawk
6M-LM Lambeth
6M-LY Leyton
6M-MN Monument
6M-ST Stanmore
6M-TM Temple
6M-TW Tower
6M-TF Tufnell
6M-WS Westminster

Fabric Grade: D ^(d)
NOTABLE

**28% Virgin Nylon,
72% Post Industrial
Recycled Nylon**

4K-BR Bravo
4K-CT Concert
4K-DR Dramatic
4K-EN Entertain
4K-MA Magic
4K-MT Matinee
4K-PA Pantomime
4K-PE Perform
4K-PL Play
4K-PT Plot
4K-PR Practice
4K-SC Script
4K-SH Show
4K-SK Skit
4K-ST Star
4K-TH Theatrical

Fabric Grade: D ^(d)
TANGRAM

**57% Polyester,
28% Post Industrial
Recycled Polyester,
15% Post Consumer
Recycled Polyester
(43% REPVEVE)**

LV-CL Clue
LV-EN Enigma
LV-GU Guess
LV-MA Maze
LV-MU Muse
LV-MT Mystery
LV-MY Mystify
LV-UT Outline
LV-PE Perplex
LV-PC Pieces
LV-PU Puzzle
LV-RD Riddle
LV-SC Scrabble
LV-SL Solve
LV-TE Teaser
LV-TR Trick

Fabric Grade: E ^(d)
BRISA FAUX LEATHER

**100% Polyurethane face,
65% Polyester,
35% Rayon Backing**

XG-23 Apple Green
XG-22 Ash
XG-3 Aztec
XG-28 Birch
XG-12 Black Onxy
XG-25 Blossom
XG-5 Cambridge Blue
XG-26 Coffee Bean
XG-20 New Sand
XG-18 Night Navy
XG-21 Pompeian Red
XG-1 Salsa
XG-27 Shitake
XG-24 Skyway
XG-17 Sterling Blue
XG-13 White

ALERT: These materials are current, however they are being considered for future obsolescence due to low volume.

Fabric Grade: A ^(d)
BARQUE

**69% Polyester,
31% Recycled Polyester
(31% REPVEVE')**

07-AH Ash
07-AS Aspen
07-BR Birch
07-BW Black Walnut
07-CN Chestnut
07-GO Golden Oak
07-RB Redbud
07-WL Willow

Fabric Grade: A ^(d)
DOTTIE

**89% Post Industrial
Recycled Polyester,
11% Post Consumer
Recycled Polyester**

ME-CA Calico
ME-C Chads
ME-DD Dew Drops
ME-F Flecks
ME-M Morse
ME-P Pip
ME-PD Polka Dots
ME-R Roulette
ME-T Tabby
ME-Y Yahtzee

Fabric Grade: A ^(d)
GAUGE

100% Recycled Polyester

1X-05 Depth
1X-04 Gas
1X-11 Narrow
1X-08 Pressure
1X-02 Rain
1X-12 Sea
1X-13 Standard
1X-10 Test
1X-03 Time
1X-09 Water
1X-06 Weather
1X-01 Wind
1X-07 Wire

Fabric Grade: A ^(d)
ZINGER

**37% Recycled Polyester,
63% Polyester
(13% REPVEVE')**

NI-2 BBQ
NI-17 Beluga
NI-10 Bluegill
NI-8 Chips
NI-11 Classic
NI-16 Concord
NI-13 Frog
NI-15 Glade
NI-9 Grain
NI-12 Granny
NI-4 Gravel
NI-18 Kiwi
NI-20 Mulberry
NI-3 Onion
NI-6 Pacific
NI-1 Roan
NI-21 Tar
NI-7 Wagon
NI-19 Wicker
NI-5 Wolf

Fabric Grade: B ^(d)
COCKTAIL

**100% Eco-Intelligent[®]
Polyester**

MBDC Cradle to Cradle Gold

1W-12 Black Cow
1W-08 Blue Moon
1W-13 Boilermaker
1W-01 Bubbly
1W-03 Gibson
1W-04 Grasshopper
1W-07 Lounge
1W-16 Margarita
1W-10 Martini
1W-14 Mojito
1W-11 Old Fashion
1W-06 Pink Squirrel
1W-15 Sidecar
1W-09 Stinger
1W-02 Stout
1W-05 Swizzle

Haworth+

For information on the Haworth+ alliance program, including images and product availability, please refer to:
surfaces.haworth.com > Haworth+ Library

Customer's Own Material (COM)

For general Customer's Own Material (COM) information including processes and forms, please refer to:
surfaces.haworth.com > Resources > COM

For information on approved COM's, please refer to:
surfaces.haworth.com > COM Library

North American Terms of Sale

These Terms of Sale are part of a quotation, bid response, or other sales document issued by Haworth, Inc., Haworth, Ltd. ("Haworth").

These Terms of Sale do not cover products manufactured in North America shipping to non-North American countries nor do they cover products manufactured in non-North American countries shipping to North America. For those terms of sale, please contact Haworth's Global Trade and Compliance Department at 616.393.3000 or through Haworth.com.

A. Ordering Information

Haworth sells its products on the terms set forth in these standard Terms of Sale:

ORDERS MUST BE SUBMITTED IN WRITING OR ELECTRONICALLY (Lynx) AS REPRESENTED BY A VALID PURCHASE ORDER, WHICH INCLUDES PRODUCT TOTAL.

An order is not binding upon Haworth until Haworth issues an order acknowledgment to the customer (the "Customer"), which will include price information and an anticipated delivery date.

1. Order Changes/Cancellations

For Specials, Customer's Own Material (C.O.M.), finish matches, custom colors, custom products, Master lock and key orders, and RUSH orders, no changes or cancellations are allowed 24 hours after order placement. All other products require approval for changes or cancellations. A change/cancellation fee may apply. Contact Order Services for applicable charges.

Ship-to addresses changed within five (5) business days of delivery will incur fees to cover administrative costs due to re-labeling of product and/or reconsignment fees with the carrier.

Order cancellations are complete annulments of orders. Order changes are the deletion of line items or a change in size, color, quantity, ship-to address, or scope of work. There is no penalty for additions; however, any change may cause the order or the line items affected to be rescheduled. Order changes involving additional product and services which increase the value must be accompanied by an amended Purchase Order or other document as agreed.

ALL CHANGES MUST BE IN WRITING, REGARDLESS OF THE (DOLLAR) VALUE. CHANGES ARE NOT BINDING UPON HAWORTH UNTIL HAWORTH ISSUES AN ACKNOWLEDGMENT OF THE CHANGE.

2. C.O.M. (Customer's Own Material)

A Customer who requests a fabric, surface or finish material (C.O.M.) not in Haworth's standard finish offering must first confirm approval of or request new approval for the C.O.M.

Haworth will determine feasibility of the material for manufacturability. For a description of the procedure to submit C.O.M. samples, contact Haworth's Order Services department. For testing information, see the C.O.M. section of the catalog, or call Haworth Order Services.

If Haworth agrees to use the C.O.M., (1) Haworth shall have no responsibility for the condition, quality, value, performance, physical properties, or any other aspect of the C.O.M.; and (2) Haworth shall have no liability for any damages, injuries, or losses to the Customer or to any third party that shall be caused by any C.O.M., and the Customer shall hold Haworth harmless for all such liability.

3. Valid/Complete Purchase Order

The following information is required in order to process an order with Haworth:

a. Customer Information

- i. **Sold To:** Legal name, complete address (if Haworth is to bill the end user, provide end user Purchase Order made out to Haworth, Inc., Haworth, Ltd.) and phone and fax number.
- ii. **Ship To:** Legal name and address.
- iii. **Purchase Order Number:** From the party Haworth will be billing.
- iv. **Authorized Signature:** All Purchase Orders must be signed by a duly authorized representative if a signature line is present. Electronically transmitted Purchase Orders will be accepted without a signature if dealer billed and the dealer has an electronic purchase payment agreement on file.
- v. **Contact Name and Phone Number:** Person Haworth should contact with any questions regarding the order.
- vi. **Shipping Contact:** Name and phone number of person to be contacted regarding shipping and delivery matters.
- vii. **Tagging Instructions:** This information will appear on all documentation received from Haworth including: cartons, acknowledgments, and invoices.
- viii. **Price Agreement or National Sales Agreement Number**
- ix. **Product Total:** Net dollars.
- x. **Installation, Design, Project Management, and/or Service Fees**

b. Product Information

- i. **Quantity**
- ii. **Product Numbers**
- iii. **Colors**
- iv. **Specials:** Specify special part number for new special products.
- v. **Customer's Own Material:** Order entry code, manufacturer, pattern, and color.

- vi. **Approval Drawings:** An authorized signature by a duly authorized representative is required for shop drawings when applicable.

- vii. A deposit may be required for custom materials.

c. Order Confirmation

All orders will be acknowledged.

B. Pricing Policies

1. Terms of Payment

Terms of payment and credit limits will be established based on financial information. Standard payment terms on open credit are net thirty (30) days from invoice date. Advance payments or other payment security may be required by Haworth. The account balance must be at or below the credit limit and current at all times (no past-due balances). Haworth reserves the right to delay or cancel any delivery to a Customer whose Haworth account balance is over the credit limit and/or past due. For walls and floors a deposit will be required.

2. Terms of Credit

Customer hereby authorizes Haworth to obtain such credit reports, financial information or other information as Haworth may request, including, without limitation, credit information from any financial institutions or others having a business relationship with the Customer. Customer hereby authorizes any credit references to answer Haworth's inquiries and provide such credit information and documentation as Haworth may request.

The Customer hereby releases and holds Haworth harmless for any inconvenience whatsoever, caused by any temporary or permanent withdrawal or restriction of credit privileges hereunder, or the enforcement of any of the provisions contained in this paragraph.

3. Past-Due Charges

Past-due balances will be increased by a maximum of 1.5% per month, or 18% annually, without forfeit of Haworth's right to immediate payment.

4. Applicable Prices

The price of any product sold to Customer by Haworth will be based upon the North American Price List (Catalog).

Prices and discounts are subject to change without notice or approval. In the event of an adjustment to pricing, National Sales Agreement (NSA) Customers will be notified in advance according to the terms of the NSA.

Applicable prices and currency exchange rates are those in effect at the time of the RECEIPT of an **ORDER**; Haworth reserves the right to use the published pricing effective at the time of shipment, if the requested delivery date is more than 120 days after the order receipt date.

North American Terms of Sale

Haworth Flooring products are sold using the North American price list in US dollars. Currency exchange rates at the time of the transaction will be used to convert the USD amount into the alternate currency. Should the currency exchange rate between the USD and alternate currency change between a quote and the receipt of an order, the alternate currency amount will also change to equal the current, equivalent USD amount.

5. C.O.M. (Customer's Own Material) Charges

Refer to appropriate Customer's Own Material (C.O.M.) form for applicable surface material charges.

6. Taxes

Haworth prices do not include customs duty, sales, use, value added or similar taxes. Any federal, state/provincial or other taxes or assessments based upon the sale or delivery of products or services sold applicable to the customer at present or later imposed by federal, state/provincial or municipal agencies, shall be added and paid by the customer. Customer is responsible for all such taxes.

NOTE: For all countries a valid sales tax exemption certificate must be approved by and on file with Haworth prior to product shipment. Otherwise, sales tax will be due and payable to Haworth when such tax is invoiced to Customer.

7. Services

If, as a result of Customer request, the Haworth dealer or Haworth subsidiary provides planning/design services, storage, project management, special handling, set-up, installation and/or other services, the Customer will be charged at the local Haworth dealer/subsidiary's prevailing rates.

8. Termination by Haworth

Haworth may immediately terminate an order upon written notice in the event bankruptcy or insolvency proceedings are instituted by or against the Customer, or the Customer is adjudicated as bankrupt, becomes insolvent, makes an assignment for the benefit of creditors, or proposes or makes any arrangements for the liquidation of its debts, or a receiver or receiver and manager is appointed with respect to all or any part of the assets of the Customer.

C. Shipping and Delivery

Haworth will have the right to determine the method of shipment and routing of product.

This section does not apply to any of Haworth's Flooring products. All Haworth Flooring products are sold freight collect.

If, for any reason, a delivery has to be made to an intermediate location (i.e. a location other than the "Ship To" location noted on the order or ultimate end user location), all handling and re-delivery costs incurred would be at the Customer's expense.

1. U.S.A. - Contiguous

All deliveries will be CPT (Carriage Paid To) (ICC Incoterms 2010) Haworth's manufacturing facilities or distribution centers. Freight charges will be prepaid by Haworth on all orders to locations within the continental United States. Customer bears all risk of loss or damage to the goods when they are placed on Haworth's means of transport.

2. U.S.A. - Non-contiguous (Alaska, Hawaii and Puerto Rico)

All deliveries will be CIF (Cost, Insurance and Freight) (ICC Incoterms 2010). Haworth's catalog prices include ocean freight and insurance to the port of the final destination. Haworth has the right to determine the carrier, method of shipment and routing. Haworth will contract with the insurer and provide minimal insurance coverage (CIF @ 110%) made payable to the Customer. Customer is responsible to obtain greater insurance if so desired.

Customer bears all risk of loss or damage to the goods when the goods are effectively at the disposal of the Customer on board the vessel at the named port of destination. Proof of delivery is a clean on board bill of lading. Customer will be responsible for all on-carriage from the receiving port to the final destination.

3. Canada

All deliveries will be DDP (Delivered Duty Paid) (ICC Incoterms 2010). Haworth's catalog prices include delivery to Customer's named place, not unloaded from any arriving means of transport. Customer bears all risk of loss or damage to the goods when they are delivered to the Customer's named facility not unloaded. Haworth will assume responsibility to file all freight claims with the carrier for any loss/damage which may occur while product is in transit, and will promptly repair or replace any damaged or lost product. Haworth requires the Customer to report all freight damage and/or loss to both the carrier and to Haworth.

NOTE: Under all delivery terms (U.S.A. and Canada), any additional expense resulting from Customer's request for expedited transportation, special services, packaging, handling, routing, and/or shipping method will be billed to Customer.

4. Mexico

All deliveries will be DAP (Delivered to Place) (ICC Incoterms 2010). Haworth's catalog prices include freight charges for normal surface transportation to a United States point of exportation within the 48

contiguous states. Haworth has the right to determine the carrier, method of shipment and routing.

Customer bears all risk of loss or damage to the goods when the goods are delivered to the named United States point of exportation. Haworth will provide customs clearance facilitation and arrangement of local delivery through an Authorized Dealer in Mexico, on a separately negotiated basis. Otherwise the Customer will be responsible for all customs clearance formalities and on-carriage from the United States point of exportation to the final destination in Mexico.

5. Delivery Dates and Delay

If Haworth cannot deliver products as scheduled due to causes beyond its reasonable control (such as casualty, labor disputes, or accident; inability to obtain necessary labor, material or transportation; or changes requested by the Customer), the delivery date will be extended to compensate for the delay as determined by Haworth.

6. Delivery Shortages and Damage

Product shortages and damage must be noted on delivery receipts at the time of delivery and reported to the carrier for correction.

Claims against Haworth for shortages, errors, or damage must be made within ten (10) days of the date of delivery or the Customer waives the right to make such a claim. Signed Bill of Ladings or Delivery Receipt must be sent in with claims. See the Haworth/Haworth Dealers Roles and Responsibilities document for further details.

7. Storage

Haworth may transfer product to storage at the Customer's risk and expense if the Customer is unable or unwilling to take delivery of product as originally scheduled. Upon such transfer to storage, the Customer assumes risk of loss. Haworth will invoice the Customer for storage fees and the Customer will make payments in accordance with Haworth's standard payment terms.

North American Terms of Sale

D. General Terms

1. Governing Law

For products purchased for delivery in the U.S. pursuant hereto, this Agreement shall be governed by and construed according to the laws of the State of Michigan. Where Products are purchased for delivery in Canada pursuant hereto, this Agreement shall be governed by and construed according to the laws of the Province of Alberta. In either case, the parties attorn to the exclusive jurisdiction of the courts of Michigan and Alberta, respectively for the purpose of hearing any disputes arising under this Agreement or with respect to any Products sold pursuant hereto, and agree that the provisions of the United Nations Convention on Contracts for the International Sale of Goods and any other provision of law which would have the effect of applying the laws of any jurisdiction other than Michigan or Alberta, as the case may be, shall be excluded.

2. Force Majeure

In the event that the performance of Customer or Haworth or its participating dealer assignee(s) would be prevented, restricted, interfered with or rendered commercially impracticable by reason of Force Majeure, then upon the giving of notice to the other parties, the party affected by the Force Majeure shall be excused from performing hereunder until the Force Majeure no longer prevents, restricts, interferes with, or renders such performance commercially impracticable.

"Force Majeure" shall mean: fire, explosion, breakdown of plant, epidemic, hailstorm, snow/ice storms en route, hurricane, tornado, cyclone, flood or power failure; war, revolution, civil or military disturbances, acts of public enemies, acts of terrorism, blockade or embargo; any law, order, proclamation, regulation, ordinance, demand or requirement of any applicable governmental authority or any subdivision, authority, or representative of any such government; labor difficulties, including without limitation, strikes, slowdowns, picketing or boycotts; or difficulties beyond Haworth's reasonable control in obtaining necessary raw materials, labor, fuels and electric power, components or facilities, and any other circumstances beyond the control of the party affected.

3. Delays by Customer

Where Haworth has not received adequate site dimensions, Product specifications, shipping information, installation particulars or other information required by Haworth to permit the efficient manufacture of any Products, or where site conditions are not in accordance with the Installation Requirements set forth, or are not otherwise suitable to permit effective and efficient installation, the manufacture and/or delivery of Products may be delayed, and such event shall constitute a delay by the Customer. When manufacture, delivery or installation is delayed by the Customer or at the Customer's request: (i) Haworth may, at its option, present the invoice for the full price of the Products to the Customer as then due and payable; (ii) the Customer shall pay to

Haworth all reasonable storage, handling and other reasonable incidental expenses incurred by Haworth in connection with such delay; and (iii) the Customer shall bear all risk of loss or damage to the Products being held by Haworth for the Customer.

4. Use and Installation of Products

Haworth recommends that its products be installed by certified, qualified and approved installers according to Haworth's written installation procedures. The Customer agrees to use Haworth products properly; not to remove or alter safety devices, warnings, or operation instructions placed on products by Haworth, and to instruct employees as to the proper care and use of the products according to printed instructions.

5. Warranty

Haworth's standard North American Warranty will apply as appropriate. All product line warranty specifics are available in each catalog or upon request.

E. Services

Service requests for design, installation, relocation, storage, etc. are handled by the local Haworth dealer on a separately negotiated basis. Contact the local Haworth dealer, affiliate or area sales office for more details.

Scope of Work - Design

Customer acknowledges that the Products to be manufactured or procured by Haworth in connection with the order are or may be custom manufactured for the Customer and that Haworth may be required to perform extensive work in relation to the design and specification of such Products. Where Customer requests that Haworth create as-built drawings or make more than two material revisions to any particular Product design or specification, Customer agrees that Haworth shall be entitled to invoice Customer with respect to such additional work on the basis of Haworth's then prevailing rates for related design and specification services.

Installation Requirements

Where installation services are to be provided by Haworth, its authorized dealer or subcontractor, a document will be provided setting forth the scope of installation work to be performed (the "Scope of Work") and the price to be charged therefore. Unless otherwise specified in the scope of work, Haworth's installation services are limited to products sold by Haworth with the exception of lighting, under floor electrical and data.

General Conditions

(a) Sufficient time shall be allocated by the Customer following delivery of Products and prior to Customer's occupation of the premises to allow the installation of all Products during conventional working hours, Monday through Friday, 7:30 a.m. to 4:30 p.m. Where sufficient time is not allocated and Haworth is required or requested to perform installation work outside of such times, overtime charges shall be charged at Haworth's then prevailing rates. (b) Haworth shall be given free and exclusive access to; (i) a loading dock within 150' of the freight elevator or hoist, which loading dock shall be of sufficient size to enable full-size tractor-trailer deliveries to the premises (where required by Haworth); (ii) a freight elevator or hoist of sufficient size and capacity to allow the efficient movement of the Products; (iii) an unobstructed and safe pathway to the area where Products are to be stored or staged; (iv) a secure storage / staging area; (v) convenient trash facilities; (vi) adequate lighting; (vii) a work site that complies with applicable health and safety legislation. Where such areas and facilities are not available, Haworth shall be entitled to bill Customer for all amounts incurred by Haworth for double-handling, product movement, lifting, hoisting, trash removal and any other resulting charges. (c) The installation site shall be free and clear of existing furniture, debris, or other obstructions (including construction in progress) and shall otherwise be in the reasonable opinion of Haworth ready for installation of the Products. Any building where Products are to be installed shall be fully closed in, dry and protected from the natural elements, with temperatures between 40°F and 90°F (4°C and 32°C) and relative humidity not to exceed 70% at all times including receipt of products, during and after installation and shall be adequately heated and/or air-conditioned. Where unusual site conditions exist which impede or prevent the normal installation of any Products, applicable extra charges shall apply at prevailing rates. (d) Haworth's installation pricing is based upon the installation occurring as one continuous delivery and installation project. Phased installation pricing shall be provided by Haworth on a case by case basis. (e) Electrical hardwiring, plumbing and mechanical work is not included and shall be the responsibility of the Customer. (f) Except as may be otherwise specifically indicated, installation pricing does not apply to projects where union labor is required. Where Haworth has provided installation pricing on the basis that non-union labor be utilized, and where Haworth is required to use union labor or it otherwise becomes impractical to use non-union labor, or where Haworth is required by law to use prevailing wages, Haworth shall be entitled to charge the Customer for any cost differential between the anticipated cost of non-union labor and the actual cost of utilizing union or prevailing wage labor. (g) Haworth shall not be responsible for obtaining permits.

North American Terms of Sale

Project / Site Conditions

Lateral load bracing is not included in the scope of Haworth's work and shall not be performed by Haworth. In areas where flooring Products are to be installed by Haworth overhead construction must be completed prior to the commencement of such work to avoid damage to the panels and finishes. The existing subfloor must be smooth, mopped clean, free of moisture, dust, dirt and debris. Once installed, the access floor must be maintained in the same manner. The subfloor must have a maximum vertical elevation deviation of 0.375" (10mm) over a horizontal span of 10'-0" (3m), and without discontinuities in floor slope. For greater certainty, the scope of Haworth's installation work in such areas shall not be deemed to include any work required to level such subfloor, remove protrusions, remove pre-existing floor coverings or adhesives, or any other work which is required to remedy any conditions which may impede the efficient installation of flooring. Except as may be otherwise specifically indicated in the order, installation pricing for flooring Products and the Scope of Work in relation thereto shall not include any work required to remove and replace floor panels following their initial installation to provide tradespersons or others with access to the underpanel cable management cavity. In areas where movable walls are to be installed, all flooring (including carpeting) and ceiling components (including dropped ceiling grid components) shall be fully complete and ready for the installation of the movable wall products. Further, the existing floor (or other surface on which the movable wall panels are to be installed) shall have a maximum vertical deviation of 1.25" (30mm) and the dropped ceiling grid shall have a maximum vertical deviation of 0.375" (10mm) from the specifications to which such movable wall panels were designed and manufactured (collectively the "Permitted Tolerances"), and shall otherwise comply with any site condition assumptions made known to Haworth prior to the manufacture of such Products (the "Site Assumptions"). Where the Permitted Tolerances or Site Assumptions are not strictly adhered to or met, additional charges may be incurred in connection with site remediation and/or the modification or remanufacture of affected movable wall products, together with all resulting shipping and labor charges at Haworth's then prevailing rates for such Products and services.

Installation Change Orders

Where Customer requests work to be performed or materials to be provided which are not contemplated in the Scope of Work, or Customer otherwise requests Products or services not contemplated in the order (collectively "Extras"), prior to providing such Extras Haworth reserves the right to require the Customer to provide and sign a written Purchase Order or Change Order acceptable to Haworth describing the Extras and the amounts to be charged therefore, and the Customer agrees to pay such charges.

Entire Agreement

The order and this Agreement (including applicable Schedules) constitute the sole agreement between

the parties and supercede any prior understanding or written or oral agreements between the parties (excluding National Sales Agreements). No waiver of any of the provisions of these Standard Terms and Conditions shall be binding on Haworth unless expressly agreed in writing.

Revision Date: June 1, 2015

Products are listed alphabetically in this index by alpha-numeric prefix/suffix codes.

Product Code	Product Description	Page
BZAB	Finished Back – Finished Back	.38
BZAC-F	Lateral File/Storage Accessories – File/Storage Cushion	.18
BZAH	Lateral File/Storage Accessories – Lateral File Hanging Bar	.18
BZBG	Lateral File/Storage Accessories – Storage-to-Panel Bracket	.18
BZBG	Pedestal Accessories – Storage-to-Panel Bracket	.10
BZDL-WNNNSNN	Stack-on Storage	.36
BZHU	Worksurface Support End – One-high Worksurface Support End	.41
BZKL-WWFTSLN	Stack-on Storage	.36
BZKL-WWPTSLN	Stack-on Storage	.36
BZL1	Lateral Files	.11
BZL2	Lateral Files	.11
BZL3	Lateral Files	.11
BZLA	Lateral Files	.11
BZLB	Combination Unit	.16
BZLC	Combination Unit	.16
BZLV	Open Shelf Lateral File	.14
BZLZ	Open Shelf Lateral File	.14
BZMA-CLN	Mobile Pedestals	.6
BZMA-GLN	Mobile Pedestals	.6
BZMH-CLN	Mobile Pedestals	.6
BZMH-GLN	Mobile Pedestals	.6
BZMJ-CLN	Mobile Pedestals	.6
BZMJ-GLN	Mobile Pedestals	.6
BZPA	Pedestals	.8
BZPH	Pedestals	.8
BZPJ	Pedestals	.8
BZPX	Pedestals	.8
BZRH-4924-LQL	Personal Storage Tower with Side Bookcase	.27
BZRH-4924-LQR	Personal Storage Tower with Side Bookcase	.27
BZSC-F	Lateral File/Storage Accessories – File/Storage Cushion	.18
BZSC-F	Pedestal Accessories – Pedestal Cushion	.10
BZSN-WN1N	Storage Unit without Doors	.24
BZSN-WN2N	Storage Unit without Doors	.24
BZSN-WN3N	Storage Unit without Doors	.24
BZSS-WW1T	Storage Unit with Doors	.22
BZSS-WW2T	Storage Unit with Doors	.22
BZSS-WW3T	Storage Unit with Doors	.22
BZTB-1862	Continuous Storage Tops	.20
BZTM-1836	Off-Modular Storage Tops	.21
BZTR-1830	Individual/Common Storage Tops	.19
BZTR-1860	Individual/Common Storage Tops	.19
BZTR-3660	Individual/Common Storage Tops	.19
BZVH-NL	Personal Storage Tower with Wardrobe	.31
BZVH-NR	Personal Storage Tower with Wardrobe	.31
BZWK-LNL	Wardrobes	.34
BZWK-LNL	Wardrobes	.34
BZWK-LNR	Wardrobes	.34
JPTA-6	Pedestal Accessories – Pencil Tray	.10
ZUFS	Worksurface Support End	.40
ZZFS	Worksurface Support Panel – Worksurface Support Panel	.39

PRODUCT NON-OBSOLESCENCE AND WARRANTY POLICY

This North American Haworth Product Non-Obsolescence and Warranty Policy (the "policy") applies to products manufactured after May 8, 2015. For products manufactured before this date please refer to the policy published in the NA Price List when purchased or contact your local Authorized Haworth Dealer. All Haworth products are warranted for 24 hour / 7 day use over the length of the Applicable Warranty Period as set forth below.

Haworth, Inc. or Haworth, Ltd., (each called "Haworth") will make a good faith effort to maintain product compatibility within our various generations of integrated product platforms to provide our customers with spaces that adapt to change. Under our non-obsolence policy, we commit to provide our customers with products of comparable function or operational characteristics for a term equal to the Applicable Warranty Period. Haworth fabrics and finishes must be updated periodically to maintain the market appeal of our products and respond to the demands and changing preferences of our customers. As a result, we or the manufacturer may discontinue some fabrics and finishes before expiration of the Applicable Warranty Period.

If a new product purchased or leased from Haworth or from an Authorized Haworth Dealer proves to be defective (as defined below) while the product is still in the possession of the initial purchaser or lessee and if they, within the Applicable Warranty Period, inform Haworth of the defect by contacting the local Authorized Haworth Dealer, then, except as provided below, Haworth will, at Haworth's option, either repair or replace the product, at Haworth's expense, or refund the purchase price of the product. Except as provided below, a product shall be considered "defective" if Haworth finds that it is defective in material or workmanship and if the defect materially impairs the use of the product to the purchaser or lessee. The applicable warranty period begins on the day the product is manufactured. If a product that the purchaser or lessee references in a notice of defect was not installed by a Haworth Certified installer and/or reconfigured by a Haworth-trained installer, then the product may not be considered defective and Haworth will not be obligated to repair or replace it or to refund its price.

PRODUCTS / APPLICABLE WARRANTY PERIOD

LIFETIME

All Haworth products are warranted for lifetime *except products, components and materials described below:*

TWELVE YEARS

All Haworth NA manufactured seating is warranted for 24/7 multiple shift use by persons up to 325 lbs and includes the framework, mechanisms, seating foam, seat & back mesh and seating glides & casters.

All wood or wood framed products.

TEN YEARS

All wall products (excluding soft close door mechanisms warranted for Two Years), electrical components (excluding Power Base™ AI, USB receptacles and workware products), electrical accessories, fixed task lighting (excluding LED lighting), adjustable keyboard pads, monitor arms and products that are at any time used in a classroom or educational environment (other than administration areas) *except as limited or described below:*

FIVE YEARS

Fabric scrims and fabrics rated Heavy Duty (A) under the Association of Contract Textiles Guidelines, leather, vertical use markerboard laminates, user-adjustable worksurface mechanisms, gel arm caps, thermofused laminates, slow close mechanisms, LED lighting, Power Base™ receptacles with USB charging outlets, electronic ballasts used in task lighting, horizontal glass or thermoplastic table assemblies and Systems Accessories.

THREE YEARS

Power Base AI Electrical products, workware™ products, Hoop products (excludes any warranty for surface damage such as scratches, dents or abrasions), plastic ultraviolet light color fastness and fabrics rated General Contract (a) under the Association of Contract Textiles Guidelines.

ONE TO FIVE YEARS*

Products that are manufactured outside North America and sold into the North American market.

ONE YEAR

Horizontal use markerboard laminate, Openest™ Plume Screens, soft palm rest, mouse pad insert and translucent edging.

Haworth "Specials" products that involve simple modification of a standard based product will be warranted for the same period as the standard catalog product it is based on. Haworth "Specials" products that deviate from standard catalog product in the form of features, construction, function, or aesthetic will be warranted for 1 year.

All software is without warranty of any kind, either expressed or implied.

All service parts are warranted for two years or the remaining balance of the assembly's original warranty period, whichever is longer.


*The Applicable Warranty Period for each such product is specified in Haworth's price list for the product.

A product will not be considered to be defective, and Haworth will not repair, or replace it or refund its price if the product (1) is a consumable product, such as a lamp; (2) is "Customer's Own Material" (i.e. material specified by the purchaser or lessee that is not a standard Haworth product offering, such as Haworth Alliance fabrics); (3) is not installed and used as recommended in Haworth's written specification, installation, care, maintenance and user guides; (4) has been otherwise misused or suffered abusive damage or (5) is a product that is manufactured by a third-party supplier from whom Haworth purchases it for resale without incorporating it into Haworth product (in which case Haworth will assign to the purchaser or lessee any warranty that the manufacturer provides), unless otherwise specified by Haworth in writing. At all times the Covered Product must have been located in a building that is (i) dry, fully closed-in and protected from the natural elements, and (ii) adequately heated, ventilated and air conditioned in order to maintain an internal temperature between 40°F and 90°F (4°C and 32°C) and relative humidity levels between 25% and 55%.

A defect in material or workmanship does not include damage to a product, or failure of a product to operate or perform properly or to maintain appearance, caused by (a) normal wear and tear; (b) an Act of God or transportation; (c) a product alteration made without Haworth's express written authorization; (d) the natural variation of color, grain or texture found in wood and leather; (e) the natural aging found in materials such as wood, fabric and leather which results in colors shifting during use; (f) dye lot variations in fabric, leather or wall covering (g) the natural patina of leather during use; (h) "puddling" of leather or faux leather; or (i) reverse crocking of dyes from clothing onto our seating materials.

EXCEPT AS STATED ABOVE, HAWORTH DOES NOT MAKE A WARRANTY AS TO ANY PRODUCT AND, IN PARTICULAR, DOES NOT MAKE A WARRANTY OF MERCHANTABILITY OR OF FITNESS FOR A PARTICULAR PURPOSE. Product repair or replacement or refund of the price, at Haworth's option, in accordance with this Policy, is the purchaser's or lessee's exclusive remedy for a product defect. Haworth shall not have tort liability with respect to a product, and Haworth shall not be liable for any consequential, economic, indirect, special, punitive or incidental damages arising from a product defect. Haworth shall not be liable for repair or product placement due to improper installation or any defect in materials used for installation which are not manufactured, sold or supplied by Haworth.

Released May 8, 2015



HAWORTH®

For more information call 800.344.2600 or 616.393.3000.

Haworth is a registered trademark of Haworth, Inc.
©Haworth, Inc. 2018 4.18 Item #0168

haworth.com | haworth-europe.com | haworth-asia.com



Haworth's Integrated Palette includes
Compose®, Enclose®, Patterns™, Planes®,
Reside®, Beside® and Belong™.