




# How It Works

We may be black and white about how Paragon Furniture is the standard among all things furniture, but when it comes to color, we are a kaleidoscope. From Fire Truck Red to Vanilla Blue, your home for color options is Paragon®. This guide will walk you through each step of the process for choosing unique swatches for paint, accents and more.

Follow the steps outlined below to configure your Paragon® product. The image pictured will indicate in red what area of the product you are selecting a finish for.



## STEP 1 WORK SURFACE

Work surface laminates are available in solid, woodgrain and pattern designs. Use page three of this guide as a reference when selecting laminates for work surfaces.



## STEP 2 ACCENTS AND EDGE

Accents and edge details are selected from the same pallet of colors for a cohesive look.



## STEP 3 FRAME

Frames are painted using a powder coat paint process that is durable and will withstand the rigors of the classroom and beyond.




Differences between the printing process and production techniques may cause slight variations in the color swatches shown here and the actual manufactured product. We highly recommend requesting a sample of the finish for a more exact representation of the color. All samples are subject to availability at the time of ordering. Finish options are subject to change without notice. For samples, contact Paragon Furniture Customer Care at 800.451.8546 or email them at [customerservice@paragoninc.com](mailto:customerservice@paragoninc.com)

# Standard High Pressure Laminate (HPL) Colors


## Solid Laminate

Enhance quietness and concentration using neutrals in warm and cool palettes or promote activity using colors that are bright. Coordinate or match work surface colors with edges, accents and frames to create an unique custom look.



## Wood Grain Laminate

Achieve a classic or modern real wood look at the price and durability of laminate. Available with horizontal graining in light, dark and neutral shades.



## Pattern Laminate

Subtle, abstract, bold and classic pattern laminates add the perfect finishing touch to any work surface.

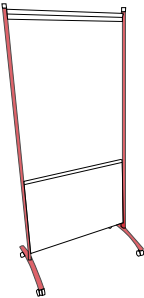


## Whiteboard Laminate



+CR = Chemical Resistant  
 +PH = Compact-Phenolic  
 +PHC = Compact-Phenolic with Chemical Resistant Coating


# MAKER™ Idea Board



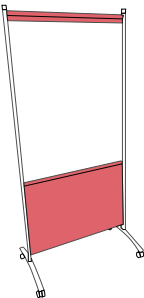
## STEP 1 FRAME

\*Black paint is a textured paint.

BLACK* (B)	FLANNEL (F)
COOL GRAY (O)	WISDOM (Z)
TITANIUM (T)	



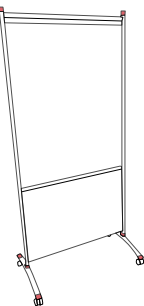
MAKER™ IDEA BOARD



## STEP 2 ACCENT PAINT

\*Black and Graphite paints are a textured paint.

BLACK* (B)	COFFEE (D)	BLUESCAPE (U)	FIRE TRUCK RED (A)
GRAPHITE* (M)	WISDOM (Z)	MOD NAVY (C)	TANG (S)
COOL GRAY (O)	PURPLE (P)	GREEN BEAN (Q)	ORANGESICLE (X)
GRAPLE (R)	VANILLA BLUE (E)	GRASS GREEN (I)	LELLO (Y)
FLANNEL (F)	TITANIUM (T)		

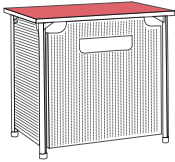


## STEP 3 PLASTIC ACCENTS

BLACK (B)	COFFEE (D)	BLUESCAPE (U)	FIRE TRUCK RED (A)
GRAPHITE (M)	WISDOM (Z)	MOD NAVY (C)	TANG (S)
COOL GRAY (O)	PURPLE (P)	GREEN BEAN (Q)	ORANGESICLE (X)
GRAPLE (R)	VANILLA BLUE (E)	GRASS GREEN (I)	LELLO (Y)

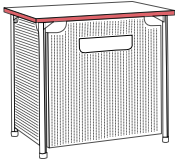
CIRCULATION FURNITURE

# INFORMATION COMMONS™ Circulation Desk



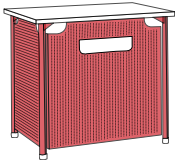
## STEP 1 WORK SURFACE

SEE HPL COLORS ON PG 3



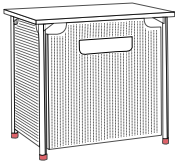
## STEP 2 EDGE

BLACK (B)



## STEP 3 FRAME

TITANIUM (T)



## STEP 4 PLASTIC ACCENTS

BLACK (B)	COOL GRAY (O)	WISDOM (Z)	BLUESCAPE (U)	FIRE TRUCK RED (R)
GRAPHITE (M)	COFFEE (D)	PURPLE (P)	GREEN BEAN (Q)	ORANGESICLE (X)
GRAPLE (R)	VANILLA BLUE (E)	MOD NAVY (C)	TANG (S)	GRASS GREEN (I)
LELLO (Y)				



INFORMATION COMMONS™ CIRCULATION DESK

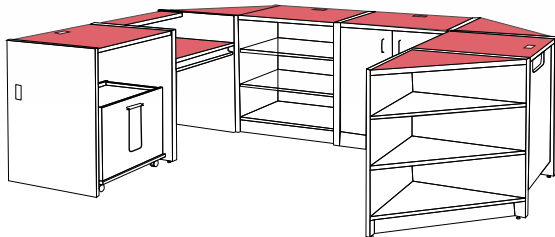




# Infinity Circulation Desk

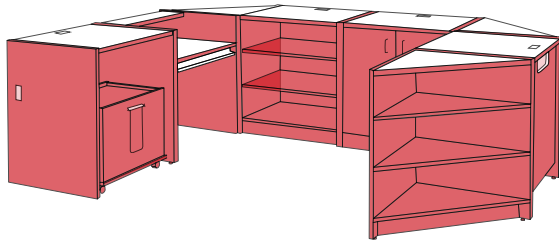


INFINITY CIRCULATION DESK



## STEP 1 WORK SURFACE

SEE HPL COLORS ON PG 3



## STEP 2 FRONT, BACK, SIDES AND EDGE

Front, Back, Sides and Edge are finished in the same color. Select one color from the palette below to represent both accents and the edge.

KENSINGTON MAPLE (963)

STUDIO TEAK (103)

XANADU (110)

RIVER CHERRY (566)

## DESKS, KIOSKS & WORK CENTERS

# A&D® Desks



A&D® TEACHER DESK



A&D® CROSSFIT STUDENT DESK



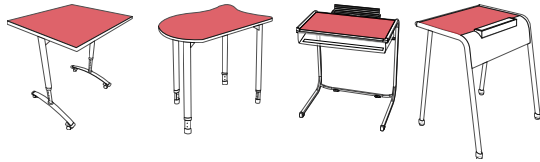
A&D® ADJUSTABLE HEIGHT STUDENT DESK AND ACTIVITY TABLES



A&D® CANTILEVER STUDENT DESK



A&D® K-LEG STUDENT AND TEACHER DESK



STEP 1 WORK SURFACE

SEE HPL COLORS ON PG 3



STEP 2 EDGE

BLACK (B)	COFFEE (D)	GREEN BEAN (Q)
GRAPHITE (M)	WISDOM (Z)	FIRE TRUCK RED (A)
COOL GRAY (O)	PURPLE (P)	ORANGESICLE (X)
VANILLA BLUE (E)	GRAPLE (R)	TANG (S)
BLUESCAPE (U)	MOD NAVY (C)	GRASS GREEN (I)
		LELLO (Y)



STEP 3 FRAME

\*Black paint is a textured paint.

BLACK* (B)	TITANIUM (T)	WISDOM (Z)
FLANNEL (F)	COOL GRAY (O)	

STEP 4 ACCENT PAINT

\*Black and Graphite paints are a textured paint.

BLACK* (B)	WISDOM (Z)	VANILLA BLUE (E)
GRAPHITE* (M)	PURPLE (P)	MOD NAVY (C)
COOL GRAY (O)	BLUESCAPE (U)	GRAPLE (R)
COFFEE (D)	GREEN BEAN (Q)	GRASS GREEN (I)
FLANNEL (F)	ORANGESICLE (X)	TANG (S)
TITANIUM (T)	FIRE TRUCK RED (A)	LELLO (Y)



STEP 5 PLASTIC ACCENTS

BLACK (B)	COFFEE (D)	GREEN BEAN (Q)
GRAPHITE (M)	WISDOM (Z)	FIRE TRUCK RED (A)
COOL GRAY (O)	PURPLE (P)	ORANGESICLE (X)
VANILLA BLUE (E)	GRAPLE (R)	TANG (S)
BLUESCAPE (U)	MOD NAVY (C)	GRASS GREEN (I)
		LELLO (Y)

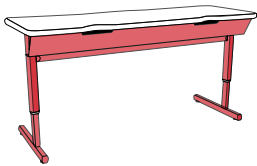
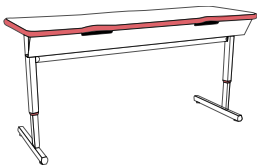
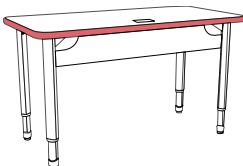
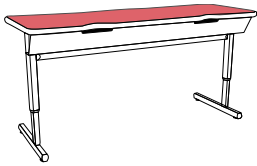
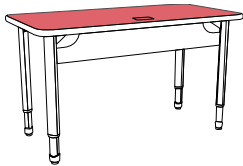
# INTUITIVE® Desks



INTUITIVE® TRAIN-IT



INTUITIVE® COMPUTE-IT



## STEP 1 WORK SURFACE

SEE HPL COLORS ON PG 3

## STEP 2 EDGE

BLACK (B)	COFFEE (D)	BLUESCAPE (U)
GRAPHITE (M)	WISDOM (Z)	GREEN BEAN (Q)
COOL GRAY (O)	PURPLE (P)	FIRE TRUCK RED (A)
ORANGESICLE (X)	VANILLA BLUE (E)	MOD NAVY (C)
GRAPLE (R)	GRASS GREEN (I)	TANG (S)
		LELLO (Y)

## STEP 3 FRAME

\*Black paint is a textured paint.

BLACK* (B)	FLANNEL (F)	TITANIUM (T)
COOL GRAY (O)	WISDOM (Z)	

## STEP 4 PLASTIC ACCENTS

BLACK (B)	COFFEE (D)	BLUESCAPE (U)
GRAPHITE (M)	WISDOM (Z)	GREEN BEAN (Q)
COOL GRAY (O)	PURPLE (P)	FIRE TRUCK RED (A)
ORANGESICLE (X)	VANILLA BLUE (E)	MOD NAVY (C)
GRAPLE (R)	GRASS GREEN (I)	TANG (S)
		LELLO (Y)





DESKS, KIOSKS & WORK CENTERS

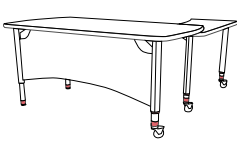
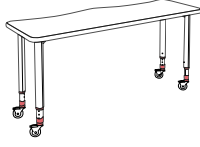
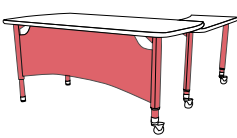
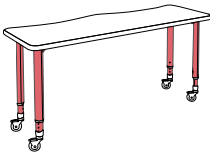
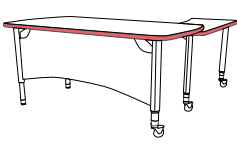
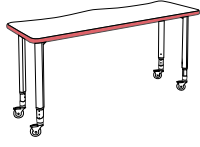
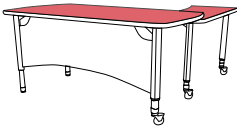
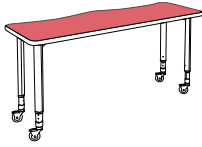
# INTUITIVE® Teacher Desks



TEACH-IT WITH SWITCH-IT



RETURN-IT



## STEP 1 WORK SURFACE

SEE HPL COLORS ON PG 3

## STEP 2 EDGE

BLACK (B)	COFFEE (D)	BLUESCAPE (U)
GRAPHITE (M)	WISDOM (Z)	GREEN BEAN (Q)
COOL GRAY (O)	PURPLE (P)	FIRE TRUCK RED (A)
ORANGESICLE (X)	VANILLA BLUE (E)	MOD NAVY (N)
GRAPLE (R)	GRASS GREEN (I)	TANG (S)
		LELLO (Y)

## STEP 3 FRAME

\*Black paint is a textured paint.

BLACK* (B)	FLANNEL (F)	TITANIUM (T)
COOL GRAY (O)	WISDOM (Z)	

## STEP 4 PLASTIC ACCENTS

BLACK (B)	COFFEE (D)	BLUESCAPE (U)
GRAPHITE (M)	WISDOM (Z)	GREEN BEAN (Q)
COOL GRAY (O)	PURPLE (P)	FIRE TRUCK RED (A)
ORANGESICLE (X)	VANILLA BLUE (E)	MOD NAVY (N)
GRAPLE (R)	GRASS GREEN (I)	TANG (S)
		LELLO (Y)



# A&D® Crossfit Motion Desks



## STEP 1 WORK SURFACE

SEE HPL COLORS ON PG 3



A&D® CROSSFIT KOI MOTION  
WITHOUT THE CUP HOLDER



## STEP 2 EDGE

BLACK (B)	WISDOM (Z)	FIRE TRUCK RED (A)	ORANGESICLE (X)
GRAPHITE (M)	PURPLE (P)	VANILLA BLUE (E)	GRASS GREEN (I)
COOL GRAY (O)	BLUESCAPE (U)	MOD NAVY (C)	TANG (S)
COFFEE (D)	GREEN BEAN (Q)	GRAPLE (R)	LELLO (Y)



## STEP 3 FRAME

ALUMINUM

Rectangle top with a cup holder available in Fashion Gray work surface with Cool Gray spray edge, and Aluminum frame only.

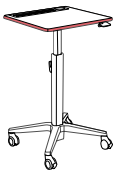


A&D® CROSSFIT RECTANGLE MOTION  
WITH A CUP HOLDER



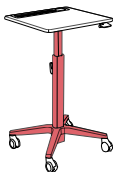
## STEP 1 WORK SURFACE

FASHION GRAY (366)



## STEP 2 EDGE

COOL GRAY (O)



## STEP 3 FRAME

ALUMINUM