



DIEM™ TASK SEATING

PRICE LIST

December 18, 2019

Updated November 17, 2022

800.424.2432

Ordering C.O.M., C.O.L., and C.O.V.		
	Bonduel, Green Bay, Ontario, and Tupelo and Shipping Location	3
Diem™		
	General Information	4
	Product Color Options	9
	Task Chairs	10
	Task Stools	12

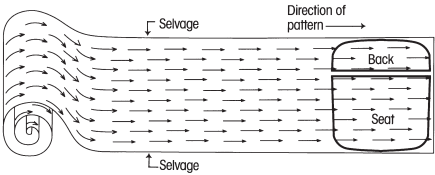


How to Specify C.O.M. Upholstery
Textile designs often have intricate patterns. Not all individuals will interpret fabric direction in the same manner.

As a standard procedure, KI cuts fabrics off the roll in a horizontal fashion as shown in Diagram A at the right. By cutting in this fashion, most waste is eliminated. Our requirements for yardage in this book are based on this type of cutting. When directional or patterned fabrics are used, they often require more yardage than solid colors.

By providing KI with a completely filled-out copy of the form on this page, we will be able to expedite your order. We find it particularly helpful with directional or patterned upholstery material. It is critical that copies of this form accompany test quantities as well as production quantities of C.O.M.

C.O.M. must be supplied in continuous yardage.



C.O.M., C.O.L. and C.O.V. Testing

KI will require for testing actual yardage to upholster one chair. The testing requirements depend on which chair you have selected on your order.

Test samples will be applied to the order and will be held for 6 months if needed. After 6 months, the sample can no longer be applied to your order. For all products to be tested, send test samples for approval to:

KI
Attn: C.O.M. Specialist
1687 Westminster Drive, Gate 3
Green Bay WI 54302

To expedite the procedure, attach a copy of the "C.O.M. Information Form" on this page.

All C.O.M., C.O.L. and C.O.V. must be labeled with the purchase order number.

C.O.M., C.O.L. and C.O.V. Production

Customer's fabrics and leathers must be approved prior to acceptance for production. Upon test approval, a 1" square sample swatch of upholstery material must accompany the order. KI assumes no responsibility for wear, defects or performance of customer's own fabrics, vinyl or leather. C.O.M., C.O.L. and C.O.V. orders are available on a deferred delivery basis.

Orders for production of C.O.M., C.O.L. and C.O.V. upholstered products are not scheduled for processing until upholstery material is received. Upon receipt, KI will provide an acknowledgement and an estimated shipping date.

KI recommends that leather be ordered in yardage. Leather must be usable. The outer edges cannot be calculated as square feet or yardage.

The C.O.M., C.O.L. and C.O.V. yardage requirements accompanying products in the pricing section are for 10 chairs/seats or less, 54" wide nondirectional material. On larger orders, less material is required.

For exact production yardage requirements, call 1-800-424-2432, ext. 2707.

C.O.M., C.O.L. and C.O.V. Order Processing
For products shipped from Green Bay, WI facility, ship upholstery material to:

KI
Attn: C.O.M. Storage
1687 Westminster Drive, Gate 3
Green Bay, WI 54302

For products shipped from Bonduel, WI facility, ship material to:

KI
Attn: C.O.M. Storage
204 West South Street
Bonduel, WI 54107

For products shipped from Ontario, CA facility, ship material to:

Avail/Impress/Kismet/Medical & Laboratory Stools/Pilot
Attn: C.O.M. Storage
1110 S. Mildred Ave.
Ontario, CA 91761

Intricate Patterns

In the event of specific requirements for positioning of intricate patterns or pattern repeats on seats and backrests, provide a sketch noting requirements, as in Diagram B, along with materials for testing, and with the order.

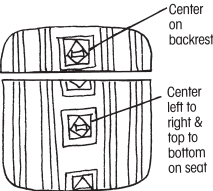


Diagram B

Treated Materials

If C.O.M. requires processing such as Scotchgard® or acrylic backing, it often shrinks. To prevent delays in delivery or back ordering due to shrinkage, please have your processor remeasure after processing and assure adequate yardage shipment.

Split Orders

If a portion of the shipment which does not require C.O.M., C.O.L. or C.O.V. applications is to be processed and shipped early, KI will enter the order immediately at your request. These split shipments are subject to minimum order changes.

Contact the C.O.M. Specialist at 1-800-424-2432, ext. 2707, with questions or to verify a split order.

Excess Upholstery Material

KI will dispose of excess upholstery material at the time of shipment unless expressly requested to return it with the product shipment.

Cancelled or Changed Orders

KI assumes no responsibility for extra C.O.M., C.O.L. or C.O.V. material due to a change of upholstery or cancellation of an order. It is the customer's responsibility to arrange for return of this material.

C.O.M. SHIPPING LOCATION

Architectural Walls

Evoked..... MN
Genius Walls..... MN

Casegoods

Aristotle Tackboards.....MN
Likha Tackboards.....MN

Classroom Furniture

Intellect Wave Chairs..... GB
Learn2 GB
Ruckus.....GB

Desking

700 Series Desking KP
Balance Overheads MN
Genesis Desking..... MN
True Desking KP
Universal Overheads..... MN
WorkZone Desking MN

Files & Storage

700 Series Pedestal Cushion GB
Connection Zone Pads BW
U-Series Pedestal Cushion..... GB
Tattoo.....BW

Fixed Seating

Concerto Auditorium Seating BW
Single Pedestal Seating GB
Jury Base Seating..... GB
Lancaster Auditorium Seating BW
Sequence Seating..... GB
University Seating..... GB

Panel Systems

All Terrain..... KP
Balance Overheads MN

System 3000..... MN
Universal Overheads..... MN
Wireworks MN
Unite..... MN

Residence Hall Furniture

RoomScape Furniture MN

Screens

All Terrain..... KP
Connection Zone.....BW
True/Volition KP
Genesis..... KP
Tattoo..... MN
Universal.....BW

Seating

400 Series Folding Chairs.....BW
600 Series Folding Chairs.....BW
600 Series StoolsBW
Affina Collection.....HN
Altus Task Chairs..... GB
Apply Stack Chairs GB
Auditorium Folding Chairs BW
Calida Lounge Seating HN
Diem Task Chairs..... OM
Doni Collection..... GB
FourC Seating..... GB
Gladly Lounge Seating VQ
Grazie Seating GB
Hiatus Sleeper Bench HN
Hub Modular Lounge Seating HN
Impress Task Chairs..... OM
Impress Ultra Task Chairs OM
Jessa Lounge Seating HN
Jubilee Lounge Seating..... VQ
Katera Guest Chair..... GB
Kurv Benches.....HN

LaResta Day Beds HN
LimeLite GB
Lyra Lounge Seating..... HN
Maestro Stack Chairs GB
Matrix Stack Chairs..... GB
Medical & Laboratory Stools..... OM
MyPlace Lounge Seating HN
MyWay Seating..... HN
Oath Task Chairs and Stools..... GB
Opt4 GB
Pilot Task Chairs..... OM
Promenade Seating System BW
Ruckus..... GB
Sela Lounge Seating HN
Sift Task Chairs GB
Signia Task Chairs and Stools OM
Soltice Metal Collection..... HN
Soltice Multiple, Healthcare & Guest . HN
Soltice II Healthcare Seating..... HN
Strive Multiple, Stack & Task GB
Sway BW
Tattoo..... HN
Torsion-on-the-Go! Nesting Chairs GB
Torsion Air Stack and Task Seating GB
Zoetry HN

C.O.M., C.O.L and C.O.V. Information Form

A copy of this form should accompany test requests and production orders. Please fill it out completely, and, if your order has been acknowledged, provide the acknowledgement number.

Purchasing Agent (Dealer or buying organization)
Attention
Address
City State Zip
Project Name
Type of seating and number of units of each type

Please see information below and check the appropriate box.

☐ Submitted for testing.

Purchase Order Number

☐ Test approved. Submitted for production.

KI Acknowledgement Number

In all instances, send this form to the C.O.M. Specialist.

☐ A Selvage Top and Bottom



☐ B Selvage Side and Side



KI Manufacturing Sites - Customer's Own Material Shipment Manufacturing Site Addresses

BW
KI Bonduel
Attn: COM Storage
204 West South St.
Bonduel, WI 54107

HN
KI High Point
Attn: COM Storage
217 Feld Avenue
High Point, NC 27263

MN
KI Manitowoc
Attn: COM Storage
1400 S. 41st St.
Manitowoc, WI 54220

VQ
KI
Attn: COM Fabrics
6892 Marlin Circle
La Palma, CA 90623

GB
KI Green Bay
Attn: COM Storage
1687 Westminster Drive - Gate 3
Green Bay, WI 54302

KP
KI Pembroke
Attn: COM Storage
1000 Olympic Dr.
Pembroke, Ontario K8A6X7

OM
KI
Attn: COM Storage
1110 S. Mildred Ave.
Ontario, CA 91761



Weight-Activated Task Chair, Armless
(KIDE820)



Weight-Activated Task Chair, 1D Arms
(KIDE82B)



Weight-Activated Task Chair, 4D Arms
(KIDE82C)

Features			
Weight Activated	•	•	•
Seat Depth Adjustment:			
1D arm	•		
4D arm			•
General Dimensions			
Seat width	19-1/2"	19-1/2"	19-1/2"
Seat depth	17-1/2"	17-1/2"	17-1/2"
Seat height	17-1/2 - 22-1/4"	17-1/2 - 22-1/4"	17-1/2 - 22-1/4"
Back width	17-1/2"	17-1/2"	17-1/2"
Back height (above seat)	20-1/2"	20-1/2"	20-1/2"
Inside arm distance		18-1/2"	15-3/4" - 19-1/2"
Arm height (from floor)		24-1/2" - 32-3/4"	24-3/4" - 33-3/4"
Overall Dimensions			
Width	27"	27"	27"
Depth	27"	27"	27"
Height	38-3/4" - 43-1/2"	38-3/4" - 43-1/2"	38-3/4" - 43-1/2"
Base diameter	26"	26"	26"



Weight-Activated Task Chair with Seat
Depth Adjustment, Armless (KIDE840)



Weight-Activated Task Chair with Seat Depth
Adjustment, 1D Arms (KIDE84B)



Weight-Activated Task Chair with Seat Depth
Adjustment, 4D Arms (KIDE84C)

Features			
Weight Activated	•	•	•
Seat Depth Adjustment:	•	•	•
1D arm		•	
4D arm			•
General Dimensions			
Seat width	19-1/2"	19-1/2"	19-1/2"
Seat depth	17-1/2" - 20"	17-1/2" - 20"	17-1/2" - 20"
Seat height	18-1/4" - 23"	18-1/4" - 23"	18-1/4" - 23"
Back width	17-1/2"	17-1/2"	17-1/2"
Back height (above seat)	20-1/2"	20-1/2"	20-1/2"
Inside arm distance		18-1/2"	15-3/4" - 19-1/2"
Arm height (from floor)		24-1/2" - 32-3/4"	24-3/4" - 33-3/4"
Overall Dimensions			
Width	27"	27"	27"
Depth	27"	27"	27"
Height	38-3/4" - 43-1/2"	38-3/4" - 43-1/2"	38-3/4" - 43-1/2"
Base diameter	26"	26"	26"

INFORMATION

Warranty
Refer to KI Terms & Conditions document or visit
ki.com



Weight-Activated Task Stool, Armless
(KIDE920)



Weight-Activated Task Stool, 1D Arms
(KIDE92B)



Weight-Activated Task Stool, 4D Arms
(KIDE92C)

Features			
Weight Activated	•	•	•
Seat Depth Adjustment:			
1D arm		•	
4D arm			•
General Dimensions			
Seat width	19-1/2"	19-1/2"	19-1/2"
Seat depth	17-1/2"	17-1/2"	17-1/2"
Seat height	21-1/4" - 29-1/4"	21-1/4" - 29-1/4"	21-1/4" - 29-1/4"
Back width	17-1/2"	17-1/2"	17-1/2"
Back height (above seat)	20-1/2"	20-1/2"	20-1/2"
Inside arm distance		18-1/2"	15-3/4" - 19-1/2"
Arm height (from floor)		29" - 40-1/2"	29-1/4" - 41-1/2"
Overall Dimensions			
Width	27"	27"	27"
Depth	27"	27"	27"
Height	43-1/4" - 51-1/4"	43-1/4" - 51-1/4"	43-1/4" - 51-1/4"
Base diameter	26"	26"	26"



Weight-Activated Task Stool with Seat
Depth Adjustment, Armless (KIDE940)



Weight-Activated Task Stool with Seat Depth
Adjustment, 1D Arms (KIDE94B)



Weight-Activated Task Stool with Seat Depth
Adjustment, 4D Arms (KIDE94C)

Features			
Weight Activated	•	•	•
Seat Depth Adjustment:	•	•	•
1D arm		•	
4D arm			•
General Dimensions			
Seat width	19-1/2"	19-1/2"	19-1/2"
Seat depth	17-1/2" - 20"	17-1/2" - 20"	17-1/2" - 20"
Seat height	22" - 30"	22" - 30"	22" - 30"
Back width	17-1/2"	17-1/2"	17-1/2"
Back height (above seat)	20-1/2"	20-1/2"	20-1/2"
Inside arm distance		18-1/2"	15-3/4" - 19-1/2"
Arm height (from floor)		29" - 40-1/2"	29-1/4" - 41-1/2"
Overall Dimensions			
Width	27"	27"	27"
Depth	27"	27"	27"
Height	43-1/4" - 51-1/4"	43-1/4" - 51-1/4"	43-1/4" - 51-1/4"
Base diameter	26"	26"	26"

INFORMATION

Warranty
Refer to KI Terms & Conditions document or visit
ki.com

Diem - sensible seating for every day



- A.** Backrest has poly frame and elastomeric mesh for long-term stretch and support day after day - in Black, Grey or White.
- B.** Weight-activated back tilt moves freely or locks in 3 positions.
- C.** Adjustable arms support forearms and keep shoulders relaxed - 4D arm (arm height and width adjustable; plus arm pad moves forward/backward, side-to-side and pivots) or 1D arm (height adjustable) - armless also available.
- D.** Seat cushion - 3.5" thick, highly resilient molded foam with contoured curves provides impressive comfort.
- E.** Seat depth (optional) adjusts 2.5" to prevent pressure on knee backs.
- F.** Seat height adjusts from 17.5 to 22.25" to accommodate people of all sizes (add 0.75" with optional seat depth adjustment).
- G.** 26" diameter, glass-reinforced nylon, five-star base in Black (optional Polished Aluminum base).
- H.** 55mm dual-surface casters are designed for use on both hard floor and carpet surfaces.
- I.** Stool has adjustable height (22"-30" range). 18" diameter chrome footring.

Tested to 300 pound weight rating. 15-year warranty.

TECHNICAL SPECIFICATIONS

Mechanism

A weight-activated mechanism passively adjusts backrest tilt tension based on occupant weight. The mechanism is made of stamped steel with a black plastic trim cover. One lever operates the height-adjust cylinder and a second lever allows the backrest tilt mechanism to move freely, or locks it in one of four positions.

Seat

Plywood seat board with 3 1/2" thick molded urethane foam is upholstered using a drawstring method. Optional seat depth adjustment range of 2.5".

Backrest

Reinforced nylon frame with mesh insert. Backrest frame and mesh are available in black, grey or white.

Base

Chair and stool have an injection-molded, glass-reinforced black nylon 5-blade base or a polished die-cast aluminum 5-blade base. Standard chair cylinder available in Black or Chrome. Standard stool cylinder available in Chrome only.

Casters

Casters are 55 mm O.D., double-wheel high-impact thermoplastic, and are designed for use on both commercial carpet and hard floors.

Foot Ring

Task stools are equipped with an adjustable-height foot ring with black, die-cast aluminum hub and spokes, with an 18" diameter chrome-plated tubular steel ring.

Arms

Optional height-adjustable arms are molded in black reinforced plastic with molded black polyurethane arm caps. Armrests mount directly to the seat board.

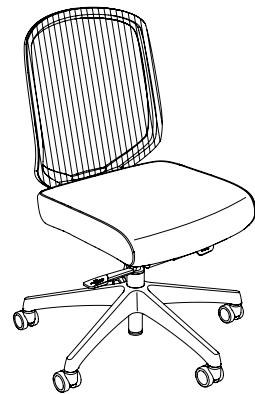
1D Arms

1D Arms are height-adjustable with a range of 3 1/4".

4D Arms

4D Arms are two-way adjustable, by width and height. Forward-slanting arms with ergonomic, maximum mobility arm top (button-activated and lockable arm pad; 1" side-to-side, 2" forward and back, and pivoting). Adjustable-height range of 4 1/4". Adjustable width range of 1 3/4" per side.

Diem Weight-Activated Task Chairs



KIDE820

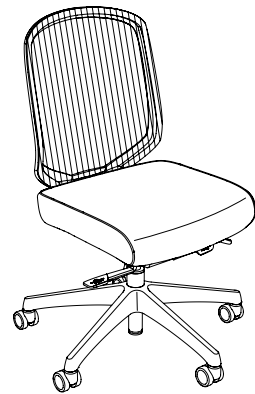


KIDE82B



KIDE82C

Diem Weight-Activated Task Chairs with Seat Depth Adjustment



KIDE840



KIDE84B



KIDE84C

Diem Weight-Activated Task Stools



KIDE920

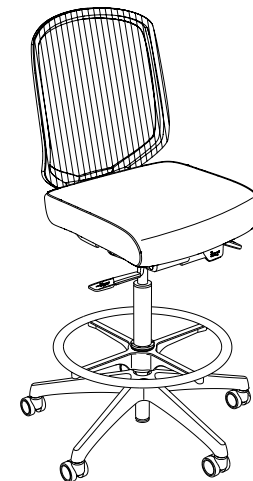


KIDE92B



KIDE92C

Diem Weight-Activated Task Stools with Seat Depth Adjustment



KIDE940



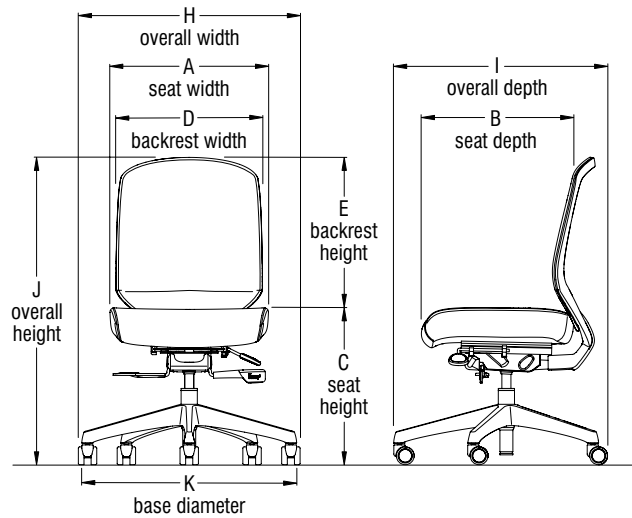
KIDE94B



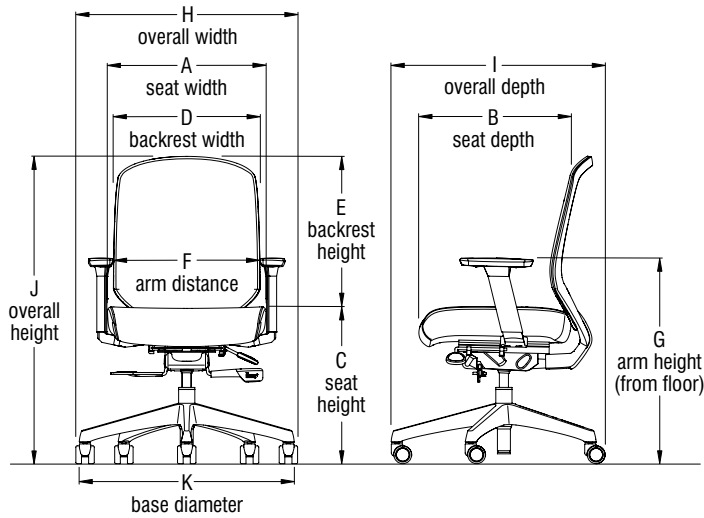
KIDE94C



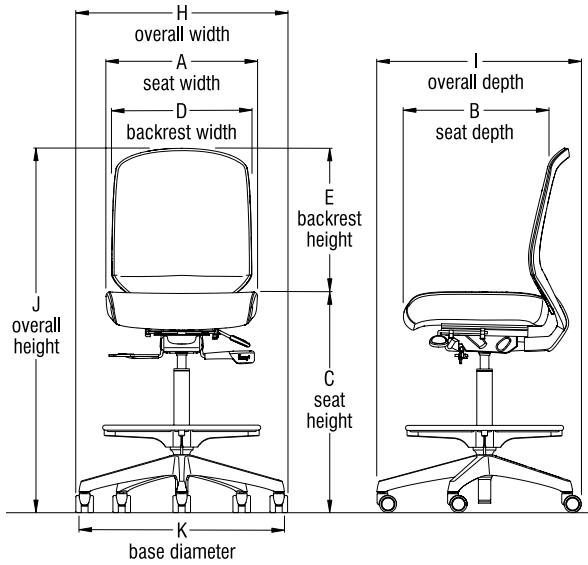
Diem Armless Task Chair



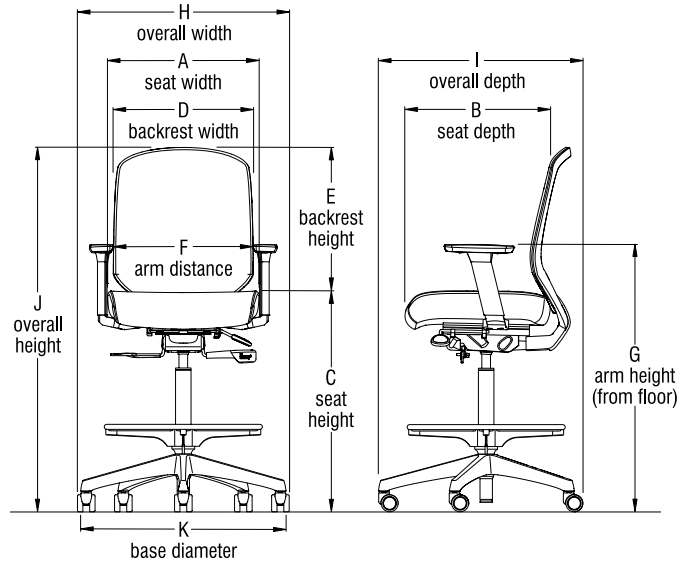
Diem Task Arm Chair - 1D Arms



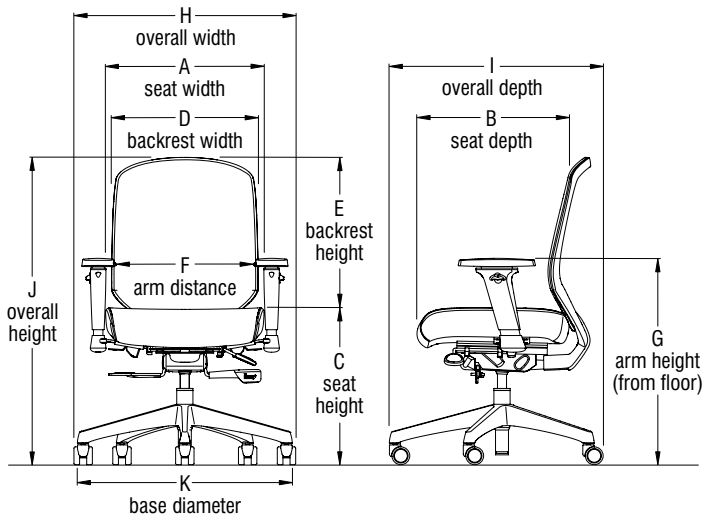
Diem Armless Task Stool



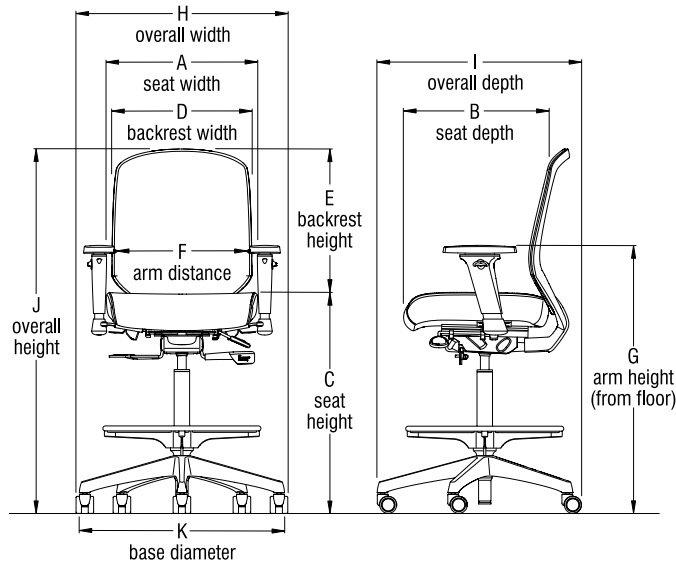
Diem Task Arm Stool - 1D Arms



Diem Task Arm Chair - 4D Arms



Diem Task Stool - 4D Arms



Model	A Seat Width	B Seat Depth	C Seat Height	D Backrest width	E Backrest Height (above seat)	F Inside Arm Distance	G Arm Height (from floor)	H Overall Width	I Overall Depth	J Overall Height	K Base Diameter
KIDE820	19 1/2"	17 1/2"	17 1/2" - 22 1/4"	17 1/2"	20 1/2"	--	--	27"	27"	38 3/4" - 43 1/2"	26"
KIDE82B	19 1/2"	17 1/2"	17 1/2" - 22 1/4"	17 1/2"	20 1/2"	18 1/2"	24 1/2" - 32 3/4"	27"	27"	38 3/4" - 43 1/2"	26"
KIDE82C	19 1/2"	17 1/2"	17 1/2" - 22 1/4"	17 1/2"	20 1/2"	15 3/4" - 19 1/2"	24 3/4" - 33 3/4"	27"	27"	38 3/4" - 43 1/2"	26"
KIDE840	19 1/2"	17 1/2" - 20"	18 1/4" - 23"	17 1/2"	20 1/2"	--	--	27"	27"	38 3/4" - 43 1/2"	26"
KIDE84B	19 1/2"	17 1/2" - 20"	18 1/4" - 23"	17 1/2"	20 1/2"	18 1/2"	24 1/2" - 32 3/4"	27"	27"	38 3/4" - 43 1/2"	26"
KIDE84C	19 1/2"	17 1/2" - 20"	18 1/4" - 23"	17 1/2"	20 1/2"	15 3/4" - 19 1/2"	24 3/4" - 33 3/4"	27"	27"	38 3/4" - 43 1/2"	26"

Model	A Seat Width	B Seat Depth	C Seat Height	D Backrest width	E Backrest Height (above seat)	F Inside Arm Distance	G Arm Height (from floor)	H Overall Width	I Overall Depth	J Overall Height	K Base Diameter
KIDE920	19 1/2"	17 1/2"	21 1/4" - 29 1/4"	17 1/2"	20 1/2"	--	--	27"	27"	43 1/4" - 51 1/4"	26"
KIDE92B	19 1/2"	17 1/2"	21 1/4" - 29 1/4"	17 1/2"	20 1/2"	18 1/2"	29" - 40 1/2"	27"	27"	43 1/4" - 51 1/4"	26"
KIDE92C	19 1/2"	17 1/2"	21 1/4" - 29 1/4"	17 1/2"	20 1/2"	15 3/4" - 19 1/2"	29 1/4" - 41 1/2"	27"	27"	43 1/4" - 51 1/4"	26"
KIDE940	19 1/2"	17 1/2" - 20"	22" - 30"	17 1/2"	20 1/2"	--	--	27"	27"	43 1/4" - 51 1/4"	26"
KIDE94B	19 1/2"	17 1/2" - 20"	22" - 30"	17 1/2"	20 1/2"	18 1/2"	29" - 40 1/2"	27"	27"	43 1/4" - 51 1/4"	26"
KIDE94C	19 1/2"	17 1/2" - 20"	22" - 30"	17 1/2"	20 1/2"	15 3/4" - 19 1/2"	29 1/4" - 41 1/2"	27"	27"	43 1/4" - 51 1/4"	26"

Model	Weight-Activated	1D Arms	4D Arms	300 lb Weight Rating	Backrest Frame
KIDE820	*			*	*
KIDE82B	*	*		*	*
KIDE82C	*		*	*	*
KIDE840	*			*	*
KIDE84B	*	*		*	*
KIDE84C	*		*	*	*

Model	Weight-Activated	1D Arms	4D Arms	300 lb Weight Rating	Backrest Frame
KIDE920	*			*	*
KIDE92B	*	*		*	*
KIDE92C	*		*	*	*
KIDE940	*			*	*
KIDE94B	*	*		*	*
KIDE94C	*		*	*	*



Backrest Assembly Color	
Black	BLBR
Grey	GYBR
White	WHBR

Backrest Assembly includes frame and coordinating mesh color.

Base Color	
Aluminum base	A
Black plastic base	P

Polished aluminum base requires an upcharge.




Finish Cards

View color swatches for items listed within this document.

- Paints
- Plastics/Poly
- Wood/Veneer
- Laminates
- Molded Edges
- Edge Styles
- Hard Plastics
- Glass

Certain options referenced may not be available on GSA Schedule.



		MODEL NUMBER																
		Basic Model	Backrest Color	Fire Code	Base Finish	Seat Upholstery	Approx. Packaged Weight	Delivered Pricing Fabric Grade 1 & C.O.M.	Delivered Pricing Fabric Grade 2	Delivered Pricing Fabric Grade 3	Delivered Pricing C.O.V.	Delivered Pricing Vinyl Group 2V	Delivered Pricing Pallas Fabric Group P0	Delivered Pricing Pallas Fabric Group P1	Delivered Pricing Pallas Fabric Group P2	Delivered Pricing Pallas Fabric Group P3	Delivered Pricing Pallas Fabric Group P4	
 DIEM	Weight-Activated Task Chair, Armless <ul style="list-style-type: none">• Weight-activated mechanism• Black, grey or white frame/mesh back-rest options• Black or polished aluminum base• 3.5" thick upholstered seat• Dual surface caster• 300 pound weight rating• Armless	KIDE820	<input type="checkbox"/> <input type="checkbox"/> <input type="checkbox"/> <input type="checkbox"/>	<input type="checkbox"/> <input type="checkbox"/> <input type="checkbox"/>	<input type="checkbox"/>	<input type="checkbox"/> <input type="checkbox"/> <input type="checkbox"/> <input type="checkbox"/> <input type="checkbox"/>	45.0#	\$ 608	\$ 626	\$ 645	\$ 608	\$ 645	\$ 768	\$ 784	\$ 839	\$ 869	\$ 918	
 DIEM	Weight-Activated Task Chair, 1D Arms <ul style="list-style-type: none">• Weight-activated mechanism• Black, grey or white frame/mesh back-rest options• Black or polished aluminum base• 3.5" thick upholstered seat• Dual surface caster• 300 pound weight rating• 1D (height adjustable) arms	KIDE82B	<input type="checkbox"/> <input type="checkbox"/> <input type="checkbox"/> <input type="checkbox"/>	<input type="checkbox"/> <input type="checkbox"/> <input type="checkbox"/>	<input type="checkbox"/>	<input type="checkbox"/> <input type="checkbox"/> <input type="checkbox"/> <input type="checkbox"/> <input type="checkbox"/>	48.0#	\$ 692	\$ 707	\$ 722	\$ 692	\$ 722	\$ 847	\$ 864	\$ 918	\$ 949	\$ 998	
 DIEM	Weight-Activated Task Chair, 4D Arms <ul style="list-style-type: none">• Weight-activated mechanism• Black, grey or white frame/mesh back-rest options• Black or polished aluminum base• 3.5" thick upholstered seat• Dual surface caster• 300 pound weight rating• 4D arms	KIDE82C	<input type="checkbox"/> <input type="checkbox"/> <input type="checkbox"/> <input type="checkbox"/>	<input type="checkbox"/> <input type="checkbox"/> <input type="checkbox"/>	<input type="checkbox"/>	<input type="checkbox"/> <input type="checkbox"/> <input type="checkbox"/> <input type="checkbox"/> <input type="checkbox"/>	54.0#	\$ 852	\$ 856	\$ 869	\$ 852	\$ 869	\$ 993	\$ 1008	\$ 1068	\$ 1099	\$ 1148	
		A	B	C	D	E												

HOW TO ORDER

- Indicate the following information on order form:
1. Quantity of each item.
 2. Model number, including options. See "How To Build a Model Number".
 3. Any special service required.

Note:

- The ☐ indicates that a choice is required.
- The absence of the ☐ indicates that no choice is required.
- Alpha-numeric characters in place of ☐ indicate that no other alternatives are available.

HOW TO BUILD A MODEL NUMBER

- A**Select basic model.
- B**Select backrest color.
Refer to the **Product Color Options** page in this price list.
*Backrest Assembly includes frame and coordinating mesh color.
- C**Select fire code.
NFR - Compliance to TB 117-2013
FR - Compliance to TB 133
See FR upcharge under Options.
- D**Select base finish.
Refer to the **Product Color Options** page in this price list.
*; add \$141 for polished aluminum base.
- E**Select seat upholstery.
Refer to [ki.com/fabrics](https://www.ki.com/fabrics)

UPHOLSTERY INFORMATION

C.O.M. Upholstery
C.O.M. requirement for 10 chairs or less with upholstered seat or upholstered seat and back is 1 yard per chair of 54" wide nondirectional fabric. For orders of 11 or more with upholstered seat and back and for complete information on ordering C.O.M. see "Ordering C.O.M., C.O.V. and C.O.L." section.

OPTIONS
California TB133 Fire Safety Code
For California Technical Bulletin 133 compliant models, add the following upcharge:

Added List Price: \$151

SPECIAL SERVICES

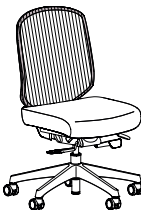


Special Carton Marking

With specially marked information N/C

Shipping
Ships **knocked down, FOB Ontario, CA 91761, freight prepaid.** Freight class 125.

Specifications and prices are subject to change without prior notice.



		MODEL NUMBER																
		Basic Model	Backrest Color	Fire Code	Base Finish	Seat Upholstery	Approx. Packaged Weight	Delivered Pricing Fabric Grade 1 & C.O.M.	Delivered Pricing Fabric Grade 2	Delivered Pricing Fabric Grade 3	Delivered Pricing C.O.V.	Delivered Pricing Vinyl Group 2V	Delivered Pricing Pallas Fabric Group P0	Delivered Pricing Pallas Fabric Group P1	Delivered Pricing Pallas Fabric Group P2	Delivered Pricing Pallas Fabric Group P3	Delivered Pricing Pallas Fabric Group P4	
	Weight-Activated Task Chair with Seat Depth Adjustment, Armless <ul style="list-style-type: none">• Weight-activated mechanism• Black, grey or white frame/mesh back-rest options• Seat depth adjustment• Black or polished aluminum base• 3.5" thick upholstered seat• Dual surface caster• 300 pound weight rating• Armless	KIDE840	<input type="checkbox"/> <input type="checkbox"/> <input type="checkbox"/> <input type="checkbox"/>	<input type="checkbox"/> <input type="checkbox"/> <input type="checkbox"/>	<input type="checkbox"/>	<input type="checkbox"/> <input type="checkbox"/> <input type="checkbox"/> <input type="checkbox"/> <input type="checkbox"/>	50.0#	\$ 663	\$ 675	\$ 689	\$ 663	\$ 689	\$ 816	\$ 831	\$ 893	\$ 918	\$ 972	
DIEM																		
	Weight-Activated Task Chair with Seat Depth Adjustment, 1D Arms <ul style="list-style-type: none">• Weight-activated mechanism• Black, grey or white frame/mesh back-rest options• Seat depth adjustment• Black or polished aluminum base• 3.5" thick upholstered seat• Dual surface caster• 300 pound weight rating• 1D (height adjustable) arms	KIDE84B	<input type="checkbox"/> <input type="checkbox"/> <input type="checkbox"/> <input type="checkbox"/>	<input type="checkbox"/> <input type="checkbox"/> <input type="checkbox"/>	<input type="checkbox"/>	<input type="checkbox"/> <input type="checkbox"/> <input type="checkbox"/> <input type="checkbox"/> <input type="checkbox"/>	53.0#	\$ 747	\$ 755	\$ 768	\$ 747	\$ 768	\$ 896	\$ 912	\$ 972	\$ 998	\$ 1046	
DIEM																		
	Weight-Activated Task Chair with Seat Depth Adjustment, 4D Arms <ul style="list-style-type: none">• Weight-activated mechanism• Black, grey or white frame/mesh back-rest options• Seat depth adjustment• Black or polished aluminum base• 3.5" thick upholstered seat• Dual surface caster• 300 pound weight rating• 4D arms	KIDE84C	<input type="checkbox"/> <input type="checkbox"/> <input type="checkbox"/> <input type="checkbox"/>	<input type="checkbox"/> <input type="checkbox"/> <input type="checkbox"/>	<input type="checkbox"/>	<input type="checkbox"/> <input type="checkbox"/> <input type="checkbox"/> <input type="checkbox"/> <input type="checkbox"/>	62.0#	\$ 907	\$ 905	\$ 918	\$ 907	\$ 918	\$ 1046	\$ 1061	\$ 1122	\$ 1148	\$ 1196	
DIEM																		
		A	B	C	D	E												

HOW TO ORDER

Indicate the following information on order form:

1. Quantity of each item.
2. Model number, including options. See "How To Build a Model Number".
3. Any special service required.

Note:

- The ☐ indicates that a choice is required.
- The absence of the ☐ indicates that no choice is required.
- Alpha-numeric characters in place of ☐ indicate that no other alternatives are available.

HOW TO BUILD A MODEL NUMBER

- A**Select basic model.
- B**Select backrest color.
Refer to the **Product Color Options** page in this price list.
*Backrest Assembly includes frame and coordinating mesh color.
- C**Select fire code.

NFR

- Compliance to TB 117-2013

FR

- Compliance to TB 133

See FR upcharge under Options.
- D**Select base finish.
Refer to the **Product Color Options** page in this price list.
*Add ; add \$141 for polished aluminum base.
- E**Select seat upholstery.
Refer to [ki.com/fabrics](https://www.ki.com/fabrics)

UPHOLSTERY INFORMATION

C.O.M. Upholstery
C.O.M. requirement for 10 chairs or less with upholstered seat or upholstered seat and back is 1 yard per chair of 54" wide nondirectional fabric. For orders of 11 or more with upholstered seat and back and for complete information on ordering C.O.M. see "Ordering C.O.M., C.O.V. and C.O.L." section.

OPTIONS
California TB133 Fire Safety Code
For California Technical Bulletin 133 compliant models, add the following upcharge:

Added List Price: \$151

SPECIAL SERVICES




Special Carton Marking

With specially marked information N/C

Shipping
Ships **knocked down, FOB Ontario, CA 91761, freight prepaid.** Freight class 125.

Specifications and prices are subject to change without prior notice.



		MODEL NUMBER																
		Basic Model	Backrest Color	Fire Code	Base Finish	Seat Upholstery	Approx. Packaged Weight	Delivered Pricing Fabric Grade 1 & C.O.M.	Delivered Pricing Fabric Grade 2	Delivered Pricing Fabric Grade 3	Delivered Pricing C.O.V.	Delivered Pricing Vinyl Group 2V	Delivered Pricing Pallas Fabric Group P0	Delivered Pricing Pallas Fabric Group P1	Delivered Pricing Pallas Fabric Group P2	Delivered Pricing Pallas Fabric Group P3	Delivered Pricing Pallas Fabric Group P4	
 DIEMS	Weight-Activated Task Stool, Armless <ul style="list-style-type: none">• Weight-activated mechanism• Black, grey or white frame/mesh back-rest options• Black or polished aluminum base• 3.5" thick upholstered seat• Dual surface caster• 300 pound weight rating• Armless• Seat height range of 21.25" - 29.25"	KIDE920	<input type="checkbox"/> <input type="checkbox"/> <input type="checkbox"/> <input type="checkbox"/>	<input type="checkbox"/> <input type="checkbox"/> <input type="checkbox"/>	<input type="checkbox"/>	<input type="checkbox"/> <input type="checkbox"/> <input type="checkbox"/> <input type="checkbox"/> <input type="checkbox"/>	48.0#	\$ 736	\$ 755	\$ 773	\$ 736	\$ 773	\$ 896	\$ 912	\$ 967	\$ 998	\$ 1046	
 DIEMS	Weight-Activated Task Stool, 1D Arms <ul style="list-style-type: none">• Weight-activated mechanism• Black, grey or white frame/mesh back-rest options• Black or polished aluminum base• 3.5" thick upholstered seat• Dual surface caster• 300 pound weight rating• 1D (height adjustable) arms• Seat height range of 21.25" - 29.25"	KIDE92B	<input type="checkbox"/> <input type="checkbox"/> <input type="checkbox"/> <input type="checkbox"/>	<input type="checkbox"/> <input type="checkbox"/> <input type="checkbox"/>	<input type="checkbox"/>	<input type="checkbox"/> <input type="checkbox"/> <input type="checkbox"/> <input type="checkbox"/> <input type="checkbox"/>	51.0#	\$ 820	\$ 836	\$ 851	\$ 820	\$ 851	\$ 976	\$ 991	\$ 1046	\$ 1076	\$ 1126	
 DIEMS	Weight-Activated Task Stool, 4D Arms <ul style="list-style-type: none">• Weight-activated mechanism• Black, grey or white frame/mesh back-rest options• Black or polished aluminum base• 3.5" thick upholstered seat• Dual surface caster• 300 pound weight rating• 4D arms• Seat height range of 21.25" - 29.25"	KIDE92C	<input type="checkbox"/> <input type="checkbox"/> <input type="checkbox"/> <input type="checkbox"/>	<input type="checkbox"/> <input type="checkbox"/> <input type="checkbox"/>	<input type="checkbox"/>	<input type="checkbox"/> <input type="checkbox"/> <input type="checkbox"/> <input type="checkbox"/> <input type="checkbox"/>	57.0#	\$ 980	\$ 984	\$ 998	\$ 980	\$ 998	\$ 1122	\$ 1137	\$ 1196	\$ 1226	\$ 1276	

A

B

C

D

E

A **B** **C** **D** **E**

HOW TO ORDER

- Indicate the following information on order form:
1. Quantity of each item.
 2. Model number, including options. See "How To Build a Model Number".
 3. Any special service required.

Note:

- The ☐ indicates that a choice is required.
- The absence of the ☐ indicates that no choice is required.
- Alpha-numeric characters in place of ☐ indicate that no other alternatives are available.

HOW TO BUILD A MODEL NUMBER

- A**Select basic model.
- B**Select backrest color.
Refer to the **Product Color Options** page in this price list.
*Backrest Assembly includes frame and coordinating mesh color.
- C**Select fire code.

NFR	- Compliance to TB 117-2013
FR	- Compliance to TB 133

See FR upcharge under Options.
- D**Select base finish.
Refer to the **Product Color Options** page in this price list.
*; add \$141 for polished aluminum base.
- E**Select seat upholstery.
Refer to [ki.com/fabrics](https://www.ki.com/fabrics)

UPHOLSTERY INFORMATION

C.O.M. Upholstery
C.O.M. requirement for 10 chairs or less with upholstered seat or upholstered seat and back is 1 yard per chair of 54" wide nondirectional fabric. For orders of 11 or more with upholstered seat and back and for complete information on ordering C.O.M. see "Ordering C.O.M., C.O.V. and C.O.L." section.

OPTIONS
California TB133 Fire Safety Code
For California Technical Bulletin 133 compliant models, add the following upcharge:

Added List Price: \$151

SPECIAL SERVICES




Special Carton Marking

With specially marked information N/C

Shipping
Ships **knocked down, FOB Ontario, CA 91761, freight prepaid.** Freight class 125.

Specifications and prices are subject to change without prior notice.



		MODEL NUMBER																
		Basic Model	Backrest Color	Fire Code	Base Finish	Seat Upholstery	Approx. Packaged Weight	Delivered Pricing Fabric Grade 1 & C.O.M.	Delivered Pricing Fabric Grade 2	Delivered Pricing Fabric Grade 3	Delivered Pricing C.O.V.	Delivered Pricing Vinyl Group 2V	Delivered Pricing Pallas Fabric Group P0	Delivered Pricing Pallas Fabric Group P1	Delivered Pricing Pallas Fabric Group P2	Delivered Pricing Pallas Fabric Group P3	Delivered Pricing Pallas Fabric Group P4	
 DIEMS	MODEL Weight-Activated Task Stool with Seat Depth Adjustment, Armless <ul style="list-style-type: none">• Weight-activated mechanism• Black, grey or white frame/mesh back-rest options• Black or polished aluminum base• 3.5" thick upholstered seat• Dual surface caster• 300 pound weight rating• Armless• Seat height range of 22" - 30"	KIDE940	<input type="checkbox"/> <input type="checkbox"/> <input type="checkbox"/> <input type="checkbox"/>	<input type="checkbox"/> <input type="checkbox"/> <input type="checkbox"/>	<input type="checkbox"/>	<input type="checkbox"/> <input type="checkbox"/> <input type="checkbox"/> <input type="checkbox"/> <input type="checkbox"/>	53.0#	\$ 791	\$ 803	\$ 816	\$ 791	\$ 816	\$ 945	\$ 960	\$ 1020	\$ 1046	\$ 1100	
 DIEMS	Weight-Activated Task Stool with Seat Depth Adjustment, 1D Arms <ul style="list-style-type: none">• Weight-activated mechanism• Black, grey or white frame/mesh back-rest options• Black or polished aluminum base• 3.5" thick upholstered seat• Dual surface caster• 300 pound weight rating• 1D (height adjustable) arms• Seat height range of 22" - 30"	KIDE94B	<input type="checkbox"/> <input type="checkbox"/> <input type="checkbox"/> <input type="checkbox"/>	<input type="checkbox"/> <input type="checkbox"/> <input type="checkbox"/>	<input type="checkbox"/>	<input type="checkbox"/> <input type="checkbox"/> <input type="checkbox"/> <input type="checkbox"/> <input type="checkbox"/>	57.0#	\$ 876	\$ 883	\$ 896	\$ 876	\$ 896	\$ 1025	\$ 1040	\$ 1100	\$ 1126	\$ 1175	
 DIEMS	Weight-Activated Task Stool with Seat Depth Adjustment, 4D Arms <ul style="list-style-type: none">• Weight-activated mechanism• Black, grey or white frame/mesh back-rest options• Black or polished aluminum base• 3.5" thick upholstered seat• Dual surface caster• 300 pound weight rating• 4D arms• Seat height range of 22" - 30"	KIDE94C	<input type="checkbox"/> <input type="checkbox"/> <input type="checkbox"/> <input type="checkbox"/>	<input type="checkbox"/> <input type="checkbox"/> <input type="checkbox"/>	<input type="checkbox"/>	<input type="checkbox"/> <input type="checkbox"/> <input type="checkbox"/> <input type="checkbox"/> <input type="checkbox"/>	66.0#	\$ 1035	\$ 1033	\$ 1046	\$ 1035	\$ 1046	\$ 1175	\$ 1189	\$ 1250	\$ 1276	\$ 1325	

A

B

C

D

E

A **B** **C** **D** **E**

HOW TO ORDER

- Indicate the following information on order form:
1. Quantity of each item.
 2. Model number, including options. See "How To Build a Model Number".
 3. Any special service required.

Note:

- The ☐ indicates that a choice is required.
- The absence of the ☐ indicates that no choice is required.
- Alpha-numeric characters in place of ☐ indicate that no other alternatives are available.

HOW TO BUILD A MODEL NUMBER

- A**Select basic model.
- B**Select backrest color.
Refer to the **Product Color Options** page in this price list.
*Backrest Assembly includes frame and coordinating mesh color.
- C**Select fire code.
NFR - Compliance to TB 117-2013
FR - Compliance to TB 133
See FR upcharge under Options.
- D**Select base finish.
Refer to the **Product Color Options** page in this price list.
*Add ; add \$141 for polished aluminum base.
- E**Select seat upholstery.
Refer to [ki.com/fabrics](https://www.ki.com/fabrics)

UPHOLSTERY INFORMATION

C.O.M. Upholstery
C.O.M. requirement for 10 chairs or less with upholstered seat or upholstered seat and back is 1 yard per chair of 54" wide nondirectional fabric. For orders of 11 or more with upholstered seat and back and for complete information on ordering C.O.M. see "Ordering C.O.M., C.O.V. and C.O.L." section.

OPTIONS
California TB133 Fire Safety Code
For California Technical Bulletin 133 compliant models, add the following upcharge:

Added List Price: \$151

SPECIAL SERVICES

Special Carton Marking

With specially marked information N/C

Shipping
Ships **knocked down, FOB Ontario, CA 91761, freight prepaid.** Freight class 125.

Specifications and prices are subject to change without prior notice.

1330 Bellevue Street
P.O. Box 8100
Green Bay, WI 54308-8100
800.424.2432
ki.com

KI and Furnishing Knowledge are registered
trademarks of Krueger International, Inc.

© 2020 Krueger International, Inc.
All Rights Reserved.
Code KI-PLW-000118/KI/PDF



Furnishing Knowledge®