





Research shows that virtually all innovation is the result of two people working together. Not one person, not a group, but two.

Workplace products have been designed for individuals and for groups — but Duo™ is the first research-based product that expressly addresses one and two person work.

Our observational research revealed that the majority of dyadic interaction happens within individuals' personal workstations, not in designated meeting spaces. Our product designers used this insight to evolve the personal workstation. We focused on making it easy for you to transition between "I" work and "You and I" work, reflecting how you spend nearly 80% of your workday. The result is a high-performance workstation for the individual that supports working in pairs. Introducing Duo, a workstation solution that leverages the unique power of the pair.

Finnish researchers studying business networks found that nearly all entrepreneurial and strategic actions within a company come out of two people working together.

Evolving the personal workstation means better meeting the needs of the individual. Within your own space, you want privacy, control and the ability to easily interact with others when you choose. Duo product solutions help create this balance. Duo products are designed to be applied in a way that creates three patent-pending zones within the workstation: private zone, dyadic zone and public zone.

personal space

Observing how people work in pairs confirmed that the workstation must remove barriers to valuable, dynamic interactions with others. At the same time, a productive space for one person must provide shelter from distractions. Duo products create a personal space that lets you concentrate in the “I” work mode, while “windows” into the workstation allow you to quickly interact with neighbors. Co-workers are accessible but not on display. Openings into the workstation create a better sense of the surrounding environment and help create a perception of more space, giving you the impression of a larger workstation without increasing square footage.

The private zone is created using panels and Duo storage that act as space definition. The dyadic zone allows team members to talk from their workstations and hosts to collaborate with guests. The public zone invites guests to approach the workstation.







Learning is better in twos. A British psychologist noted that how much people learn is limited when they work alone. When two people work together they build on each other's ideas, going farther with their learning.

the power of two

Ever notice that casual interactions with your neighbors often begin by talking over the fence, or in the case of a workstation, the panel? It's a brief exchange, too brief to come into the other person's space. It's quickly sharing information or getting a fast answer to a question.

Longer dyadic interactions involve bringing guests into your workstation. Our research showed that collaborative sessions often begin with a question over the fence and move further inside the workstation as the conversation progresses. Whether it's planned or spontaneous, the ideal posture for this sort of interaction, where two people build on each other's ideas and share tools, is shoulder-to-shoulder. The more often observed leaning across the desk or standing behind the other person to see the computer screen are awkward and unequal postures because typical workstation design doesn't accommodate working side-by-side.

Duo products enhance working in pairs by creating dyadic zones. Duo solutions, combined with other Steelcase products, support talking over the fence and side-by-side work. The new Airtouch™ adjustable worksurface goes from sitting to standing in an instant with just a light touch so you and your guest can work at the same level.


Duo Overhead Storage is mounted on open supports to allow neighbors to talk while seated in their workstations. Duo Tall Storage is positioned at a height that acts as a privacy screen and personal storage when seated, and a shared worksurface when standing.



public entry

The public zone resides at the outside edges of the workstation. An effective public zone should allow people to move about outside your workstation without disruption. The public zone also serves as a passageway into your workstation for collaboration. Both verbal and nonverbal signals invite guests into your workstation. However, if the space doesn't support dyadic work, guests are more likely to stay at the edge of the workstation, or you will adopt awkward postures in an attempt to collaborate. Duo products bring guests into the workstation by creating an approachable public zone that naturally flows guests into the dyadic zone — helping you work better in pairs.

Pathways Post and Beam, Duo Slim and Duo Tall Storage define the public and private zones. People can pass by without disruption. Guests approaching the workstation naturally stop to collaborate at the Duo Slim Storage. If collaboration continues, they can move into the workstation for a longer working session.

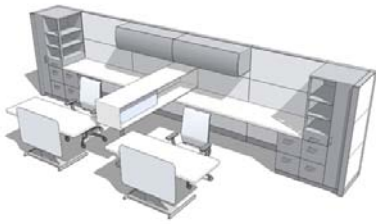




Is a pair different than a group? A Swiss sociologist found that when a pair became a group of three, a major change occurred in the interaction. He concluded that the group provides new social opportunities, however the group limits each person's ability for expression. Similarly, Australian educational researchers found that when a third person was added to a pair the interaction became more complex and students arrived at solutions slower than when they worked in pairs.

Product Application

The Duo portfolio of products gives you unique application options for defining the private zone, controlling the public zone and harnessing the power of the pair. Duo products give you the freedom to design small or large workstations, open or panel-based workstations.



Duo Tall Storage between the workstations provides storage, seated privacy, and a shared worksurface when standing. Pathways Privacy Screens on the worksurfaces can be mounted up or down to provide two different levels of visual privacy.



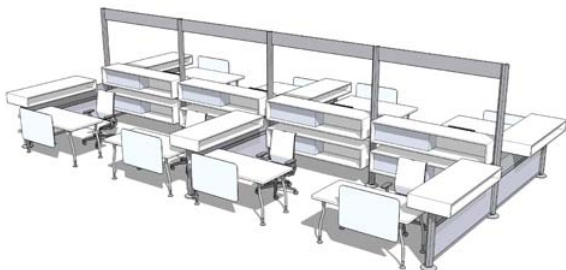
A dynamic team setting is created using Duo Overhead Storage and Duo Tall Storage. Coworkers have easy access to each other, and each personal zone is defined.



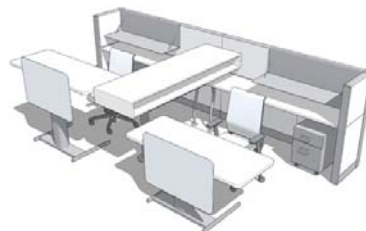
Low-height panels and Duo Slim Storage frame the workstations. Duo Slim Storage allows standing collaboration from within the workstations, while providing separation.



Duo Slim Storage and a secondary worksurface provide space for spreading out documents. Duo Overhead Storage allows seated interactions between coworkers.



Duo Slim Storage between the workstations provides storage, some seated privacy, and a shared worksurface when standing. Duo Tall Storage is mounted to Pathways Post and Beam in a bookshelf configuration.



Duo Slim Storage supports standing collaboration between team members. Airtouch™ adjustable worksurfaces allow sitting to standing postures.

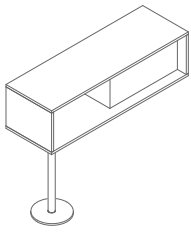


Pathways Post and Beam defines a team space with lounge seating. Duo Tall Storage is used in a library-like configuration.

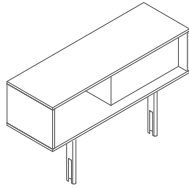


A meeting space with Pathways Post and Beam and Duo Tall Storage supports information display and reference materials.

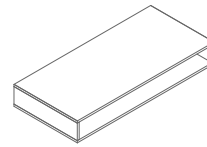
Duo Abbreviated Statement of Line



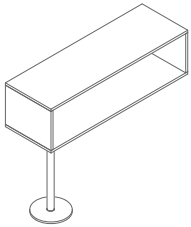
Duo Tall Shared Storage
54", 66", 78"W



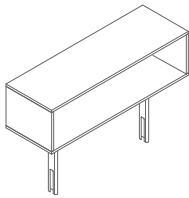
Duo Overhead Shared Storage
54", 66", 78"W



Duo Slim Storage
54", 66", 78"W



Duo Tall Individual Storage
54", 66", 78"W



Duo Overhead Individual Storage
54", 66", 78"W

Works With

Duo works with a broad range of Steelcase products including: Pathways® Post and Beam, Answer® Systems*, Montage® Systems*, Universal Worksurfaces and Universal Storage

*Does not work with Duo Tall storage without leg

Surface Materials

Laminates: 2790 Arctic White, 2759 Warm White, 2722 Cream, 2810 Dawn, 2811 Mist, 2746 Black, Open Line Laminates

Paint: All price groups, including Perfect Match Paint

Legs and Brackets: 4799 Platinum or 8043 Clear Anodized

See the Answer System Solutions Specification Guide, Montage System Solutions Specification Guide, or Pathways Post and Beam Solutions Specification Guide for additional information and stability guidelines

Global Dealer Network

We speak your language. Over 400 Steelcase dealers in North America, plus more than 500 Steelcase dealers internationally, help you create inspiring workspaces just about anywhere. Whether your project is across town, across the country, or across the ocean, our dealer network will coordinate the logistics so you don't have to. It's local expertise with a global reach.

Steelcase and Dealer Services

It's more than a product, it's a partnership. Our service offering includes workspace evaluations, space planning, project coordination, installation, maintenance, asset management, and much more. Tailored web-based solutions make it easy to purchase what you need and manage what you have. And financing alternatives provide flexible leasing options.

Environmental Commitment

Being an environmentally responsible company starts by asking questions. That's why we carefully analyze all our actions and strive to grow more environmentally effective each day. This means considering the entire life cycle of our products – from raw materials to the day that product is no longer needed. And when that day does come (many years from now) the Steelcase Environmental Partnership program will connect you with resources to donate, refurbish, or recycle your unused Steelcase products.



Call 800.333.9939 or
visit www.steelcase.com

Steelcase®

Do what you do better.™

Item # 05-0002532 11/05 © 2005 Steelcase Inc. All rights reserved. All specifications subject to change without notice. Trademarks used herein are the property of Steelcase Development Corporation or of their respective owners. The GREENGUARD name is used under license through the GREENGUARD Environmental Institute.