


MODEL / DESCRIPTION / LIST PRICING
FLIGHT | RECTANGLE

RECTANGLE

Model Number	Table Top Size	Shpg. Wght.	Base Spread	LAMINATE TOP ASSORTED EDGES							VENEER TOP	
				GRP 1	GRP 2	GRP 3	GRP 4	GRP 5	GRP 6	GRP 7	GRP 8	GRP 9
FT1836	18 X 36	54	2-16T	\$582	\$595	\$681	\$755	\$905	\$1029	\$1176	\$1570	\$1746
FT1848	18 X 48	61	2-16T	\$615	\$628	\$726	\$810	\$979	\$1118	\$1285	\$1675	\$1844
FT1860	18 X 60	68	2-16T	\$646	\$662	\$772	\$864	\$1052	\$1208	\$1395	\$1784	\$1940
FT1872	18 X 72	75	2-16T	\$803	\$822	\$942	\$1044	\$1251	\$1422	\$1628	\$2167	\$2410
FT1884	18 X 84	81	2-16T	\$857	\$875	\$1015	\$1135	\$1372	\$1572	\$1809	\$2345	\$2569
FT1896	18 X 96	88	2-16T	\$889	\$911	\$1061	\$1189	\$1446	\$1661	\$1917	\$2453	\$2668
FT2436	24 X 36	61	2-22T	\$678	\$692	\$799	\$889	\$1070	\$1221	\$1403	\$1841	\$2032
FT2448	24 X 48	70	2-22T	\$717	\$736	\$855	\$958	\$1164	\$1335	\$1541	\$1976	\$2154
FT2460	24 X 60	79	2-22T	\$758	\$777	\$912	\$1028	\$1257	\$1449	\$1679	\$2114	\$2278
FT2472	24 X 72	88	2-22T	\$923	\$945	\$1094	\$1221	\$1477	\$1688	\$1942	\$2526	\$2772
FT2484	24 X 84	97	2-22T	\$985	\$1010	\$1180	\$1327	\$1618	\$1861	\$2152	\$2732	\$2958
FT2496	24 X 96	106	2-22T	\$1026	\$1052	\$1237	\$1395	\$1710	\$1973	\$2289	\$2868	\$3083
FT3036	30 X 36	68	2-22T	\$714	\$731	\$850	\$952	\$1154	\$1325	\$1528	\$1964	\$2143
FT3048	30 X 48	79	2-22T	\$763	\$782	\$919	\$1034	\$1268	\$1462	\$1695	\$2130	\$2291
FT3060	30 X 60	90	2-22T	\$811	\$834	\$986	\$1119	\$1380	\$1600	\$1862	\$2293	\$2441
FT3072	30 X 72	102	2-22T	\$986	\$1010	\$1182	\$1328	\$1619	\$1862	\$2153	\$2734	\$2959
FT3084	30 X 84	113	2-22T	\$1057	\$1083	\$1280	\$1446	\$1780	\$2058	\$2393	\$2970	\$3173
FT3096	30 X 96	124	2-22T	\$1105	\$1136	\$1347	\$1529	\$1893	\$2196	\$2559	\$3134	\$3321
FT3648	36 X 48	88	2-26T	\$839	\$861	\$1016	\$1150	\$1416	\$1638	\$1904	\$2360	\$2519
FT3660	36 X 60	102	2-26T	\$896	\$921	\$1098	\$1248	\$1549	\$1799	\$2100	\$2555	\$2694
FT3672	36 X 72	115	2-26T	\$1079	\$1106	\$1303	\$1469	\$1806	\$2085	\$2421	\$3023	\$3241
FT3684	36 X 84	129	2-26T	\$1159	\$1189	\$1413	\$1603	\$1987	\$2305	\$2687	\$3286	\$3478
FT3696	36 X 96	142	2-26T	\$1215	\$1250	\$1493	\$1701	\$2119	\$2467	\$2884	\$3480	\$3653



Note: FTBH option is required with STH option when ordering rectangle flip-top tables over 29" table height.

OPTIONS

Add upcharge to list price and code to model number

FLIP-T	Flip-Top per table	\$358
ASB	Anti-Sag Bar for tables under 72"	\$80
FOLD	Lightweight Folding Leg Mechanism per table	\$298
CAS3	3" Locking Casters - Black (2 Casters per leg)	\$25 each
CAS-W	3" Locking Casters - White	\$30 each

ULW	Ultra-lightweight table top	\$190
GD	Ganging per table	\$95
RAD	Radius Corners for 3MM Edge	\$200 per table
FTBH	All t-base bar height tables with flip top	\$300



TRAPEZOID TOP WITH FLIP TOP AND CASTER OPTIONS

MODEL / DESCRIPTION / LIST PRICING
FLIGHT | HALF-ROUND

 HALF
ROUND

Model Number	Table Top Size	Shpg. Wght.	Base Spread	LAMINATE TOP ASSORTED EDGES							VENEER TOP	
				GRP 1	GRP 2	GRP 3	GRP 4	GRP 5	GRP 6	GRP 7	GRP 8	GRP 9
FTHR2448	24 X 48	70	2-16T	\$1183	\$1238	\$1462	\$1601	\$2020	\$2371	\$2789	\$3313	\$3451
FTHR3060	30 X 60	90	2-22T	\$1349	\$1416	\$1678	\$1841	\$2334	\$2744	\$3235	\$3806	\$3940
FTHR3672	36 X 72	115	2-26T	\$1500	\$1577	\$1887	\$2082	\$2662	\$3149	\$3729	\$4292	\$4376

FLIGHT | TRAPEZOID


TRAPEZOID

Model Number	Table Top Size	Shpg. Wght.	Base Spread	LAMINATE TOP ASSORTED EDGES							VENEER TOP	
				GRP 1	GRP 2	GRP 3	GRP 4	GRP 5	GRP 6	GRP 7	GRP 8	GRP 9
FTT2448	24 x 48	70	2-16T	\$1010	\$1051	\$1210	\$1308	\$1604	\$1852	\$2149	\$2724	\$2953
FTT2460	24 x 60	79	2-22T	\$1071	\$1111	\$1268	\$1367	\$1662	\$1908	\$2204	\$2851	\$3127
FTT3060	30 x 60	90	2-22T	\$1115	\$1159	\$1330	\$1438	\$1759	\$2028	\$2351	\$2995	\$3256
FTT3672	36 x 72	115	2-26T	\$1307	\$1365	\$1594	\$1736	\$2166	\$2523	\$2952	\$3601	\$3816

Note: FTBH option is required with STH option when ordering rectangle flip-top tables over 29" table height.

OPTIONS

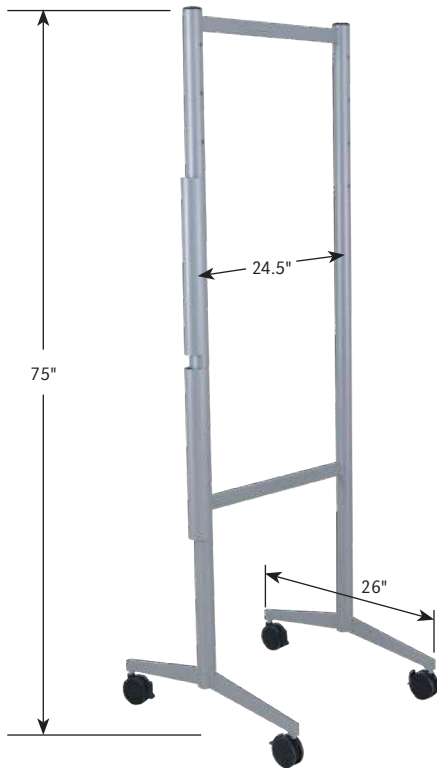
Add upcharge to list price and code to model number

FLIP-T	Flip-Top per table	\$358
ASB	Anti-Sag Bar for tables under 72"	\$80
FOLD	Lightweight Folding Leg Mechanism per table	\$298
CAS3	3" Locking Casters - Black (2 Casters per leg)	\$25 each

CAS-W	3" Locking Casters - White	\$30 each
ULW	Ultra-lightweight table top	\$190
GD	Ganging per table	\$95
FTBH	All t-base bar height tables with flip top	\$300

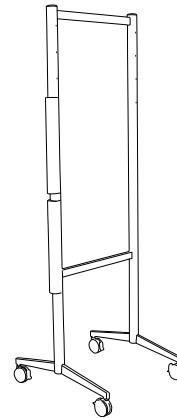
FLIGHT TV / MONITOR STAND

Complement and save space in any classroom or training area with the sleek Flight Mobile TV/Monitor Stand. The frame is constructed with 2" steel tubing and finished in any of our powder coat colors. 3" mobile casters are included.



UNIVERSAL TV MOUNT INSERTS

DIMENSIONS	TV / Monitor Stand
Overall Width:	24.5"
Overall Height:	75"
Base Spread:	26"
Qty./Wt. per carton:	1 ea./40 lbs.



FTS 100 Flight TV/Monitor Stand
3" Casters Included
\$953

FLIGHT TV / MONITOR STAND



BRIO FLIP CHAIRS, FLIGHT TRAINING TABLES AND TV STAND

Foray Specifications 2



Foray chair (metal frame)..... 3



Foray chair (wood bold legs) 4



Foray bar stool 5



Foray bar stool (wood bold legs)..... 6

Foray Features..... 7-12



FORAY

Foray series is a sturdy lightweight chair that has a distinct dynamic contour design and style. The Foray offers a upholstered seat insert option in your choice of fabric on a welded steel frame or wood legs.



CAFÉ CHAIR WOOD LEGS



BAR STOOL METAL LEGS

ORDERING INFORMATION

To Order Please Specify:

- | | |
|---------------------|-------------------------------|
| 1) Series Name | 5) Optional Powder Coat Color |
| 2) Model Number | 6) Fabric Grade and Number |
| 3) Quantity | 7) Optional Items |
| 4) Wood Stain Color | |

GENERAL SPECIFICATIONS

Shell

- Foray chair is a one piece polypropylene shell featuring a sleek dynamic style contoured all around. Very sturdy. The Foray also offers a wide clean out area and a gentle flex back. Seat is slightly inclined for a better sit.

Note: Molded polypropylene material is shatter proof and scratch resistant.

Upholstery

- Foray upholstered seat insert .5" high resiliency foam.
- Seat can be upholstered with choice of fabric, vinyl, crypton, leather or approved COM.

Metal Frame

- Foray 4-leg frames are fully welded 14-gauge, 1" diameter tubular steel.

Wood Legs (Stained Beech wood)

- Foray 4-leg wood stain in any standard stain color.
- Tapered solid wood legs 1.25"-1.75".
- Welded under seat steel leg bracket - painted in white.
- Bar stool with wood legs comes with standard chrome foot ring.
- Wood Leg Chairs and Stools have a 250 lb. weight limit.**

Glides

- Factory installed self leveling steel glides
- Plastic glides for wood.
- Poly underseat plate always in white (wood legs).

Stacking

- Foray chairs do not stack
- Foray chairs will ship one chair per box

COLORS / FINISHES

Metal Frame Finish Colors

Standard polished chrome frame finish.

- Standard powder coat colors available with upcharge.

8 Shell Colors:

- | | |
|---------------|--------------------|
| • Black | • White |
| • Beige | • Tangerine Orange |
| • Medium Gray | • Red |
| • Soft Yellow | • Ivy Green |

OPTIONS

- CODE: FR - CAL 133 (TB 133) Fire Retardant.
- CODE: MB - Moisture Barrier.
- CODE: SF - Powder Coat Color Finish
- CODE: CH - Counter Height (24" seat height) Metal Only
- CODE: SH - Special Height (any custom height) Metal Only



FORAY CAFÉ CHAIR WITH
UPHOLSTERED SEAT INSERT

DIMENSIONS	Café Chair
Inside Width:	18"
Seat Height:	18"
Overall Depth:	22"
Overall Width:	21"
Overall Height:	31"
Qty./Wt. per carton:	1 ea./14 lbs.


 CAFÉ CHAIR
 WITH UPHOLSTERED SEAT INSERT


CAFÉ CHAIR

MODEL / DESCRIPTION / LIST PRICING

6240 Foray Café Metal Leg Chair (4-Leg)

 Chair
 \$299

6241 Foray Café Chair - Upholstered Seat Insert (4-Leg)

COM Yardage: .75 Yards

COM	GR1	GR2	GR3	GR4	GR5	GR6	GR7	GR8	GR9	GR10	LEA
\$398	\$426	\$442	\$460	\$478	\$497	\$517	\$538	\$559	\$582	\$606	\$716

8 PLASTIC SHELL COLORS


WHITE



RED



TANGERINE ORANGE



SOFT YELLOW



IVY GREEN



BEIGE



MEDIUM GRAY



BLACK

OPTIONS

Add upcharge to list price and code to model number

FR	CAL 133 (TB 133) Fire Retardant per yard	\$90/yd.
MB	Moisture Barrier - Per Seat	\$68

SF	Powder Coat Color Finish - 4-Leg Chair	\$38
----	--	------

DIMENSIONS	Café Chair
Inside Width:	18"
Seat Height:	18"
Overall Depth:	22"
Overall Width:	21"
Overall Height:	31"
Qty./Wt. per carton:	1 ea./14 lbs.



NEW WELDED METAL LEG BRACKET



CAFÉ CHAIR W/WOOD BOLD LEGS

**All Standard
Wood Stain
Colors Available!**

MODEL / DESCRIPTION / LIST PRICING



6240-W Foray Café Chair (Wood Bold Legs)

Chair
\$455



6241-W Foray Café Chair - Upholstered Seat Insert (Wood Bold Legs)

COM Yardage: .75 Yards

COM	GR1	GR2	GR3	GR4	GR5	GR6	GR7	GR8	GR9	GR10	LEA
\$549	\$587	\$610	\$635	\$661	\$687	\$715	\$743	\$773	\$804	\$836	\$988

NOTE: ELLIOT WOOD LEG CHAIRS AND STOOLS HAVE A WEIGHT CAPACITY OF 250 POUNDS

8 PLASTIC SHELL COLORS



WHITE



RED



TANGERINE ORANGE



SOFT YELLOW



IVY GREEN



BEIGE



MEDIUM GRAY



BLACK

OPTIONS

Add upcharge to list price and code to model number

FR	CAL 133 (TB 133) Fire Retardant per yard	\$90/yd.	MB	Moisture Barrier - Per Seat	\$68
----	--	----------	----	-----------------------------	------

DIMENSIONS	Bar Stool
Inside Width:	18"
Seat Height:	30"
Overall Depth:	21.5"
Overall Width:	20.5"
Overall Height:	44.5"
Qty./Wt. per carton:	1 ea./21 lbs.



BAR STOOL

MODEL / DESCRIPTION / LIST PRICING



6242 Foray Bar Stool (4-Leg)

Chair
\$484



6243 Foray Bar Stool - Upholstered Seat Insert (4-Leg)

COM Yardage: .75 Yards

COM	GR1	GR2	GR3	GR4	GR5	GR6	GR7	GR8	GR9	GR10	LEA
\$581	\$622	\$646	\$672	\$699	\$727	\$756	\$786	\$818	\$850	\$885	\$1046

8 PLASTIC SHELL COLORS



WHITE



RED



TANGERINE ORANGE



SOFT YELLOW



IVY GREEN



BEIGE



MEDIUM GRAY



BLACK

OPTIONS

Add upcharge to list price and code to model number

CH	Counter Height (24" seat height) Metal	\$28
SH	Specialty Height (any custom height) Metal	\$28
FR	CAL 133 (TB 133) Fire Retardant per yard	\$90/yd.

MB	Moisture Barrier - Per Seat	\$68
SF	Powder Coat Finish - Bar Stool	\$58

DIMENSIONS	Bar Stool
Inside Width:	18"
Seat Height:	29"
Overall Depth:	22"
Overall Width:	23"
Overall Height:	41"
Qty./Wt. per carton:	1 ea./21 lbs.



BAR STOOL W/ WOOD LEGS WITH
STANDARD CHROME FOOT RING

**All Standard
Wood Stain
Colors Available!**

MODEL / DESCRIPTION / LIST PRICING



6242-W Foray Bar Stool (Wood Bold Legs)

Chair
\$647



6243-W Foray Bar Stool - Upholstered Seat Insert (Wood Bold Legs)

COM Yardage: .75 Yards

COM	GR1	GR2	GR3	GR4	GR5	GR6	GR7	GR8	GR9	GR10	LEA
\$741	\$793	\$825	\$858	\$893	\$928	\$965	\$1004	\$1044	\$1085	\$1129	\$1335

NOTE: ELLIOT WOOD LEG CHAIRS AND STOOLS HAVE A WEIGHT CAPACITY OF 250 POUNDS

8 PLASTIC SHELL COLORS



WHITE



RED



TANGERINE ORANGE



SOFT YELLOW



IVY GREEN



BEIGE



MEDIUM GRAY



BLACK

OPTIONS

Add upcharge to list price and code to model number

FR	CAL 133 (TB 133) Fire Retardant per yard	\$90/yd.
----	--	----------

MB	Moisture Barrier - Per Seat	\$68
----	-----------------------------	------

NOTE: NO OTHER HEIGHTS AVAILABLE



4 LEG CHAIRS IN POLISHED CHROME FINISH



FRONT VIEW



PROFILE



FORAY CHAIRS AND BAR STOOLS



30° ANGLE



BACK VIEW



WOOD LEG CHAIRS



FRONT VIEW



SEAT INSERT

NOTE: FORAY WOOD LEG CHAIRS AND STOOLS HAVE A WEIGHT CAPACITY OF 250 POUNDS



4 LEG BAR STOOLS IN POLISHED CHROME



FRONT VIEW



PROFILE



4 LEG BAR STOOLS STANDARD IN POLISHED CHROME OR OPTIONAL POWDER COAT COLORS



30° ANGLE



BACK VIEW



BAR STOOLS WITH ULTRA CLEAR MAPLE FINISH WOOD LEGS



30° ANGLE



BACK VIEW

NOTE: FORAY WOOD LEG CHAIRS AND STOOLS HAVE A WEIGHT CAPACITY OF 250 POUNDS

FRANKY SLIM

The Franky Slim is fully upholstered over high resiliency foam on a solid hardwood frame featuring square steel tube or solid wood legs. Designed for student housing and any public spaces that require long duration seating comfort.



FRANKY SLIM ARM CHAIR
WOOD LEGS - OPTIONAL WOOD ARM CAPS



FRANKY SLIM OTTOMAN



TWO SEAT FRANKY SLIM LOUNGE
SQUARE TUFTING

ORDERING INFORMATION

- 1) Series Name
- 2) Model Number
- 3) Quantity
- 4) Fabric Grade and Number
- 5) Leg Finish
- 6) Optional Tufting
- 7) Optional Items

FRANKY SLIM LOUNGE SPECIFICATIONS

Frame

Frame assembly is constructed of solid hardwood, and multi-ply hardwood, with tongue and groove construction. No sag-springs are installed in seat & back along with interlocking helicoil springs to prevent sagging and provide additional lower back and seat support.

Upholstery

Seat foam is bonded to all sides of hardwood frame. Seat cushions are 4" graded, high resiliency (H.R.) block foam with seat back 3" H.R. foam, covered entirely with special bonded polyester fiber to protect final upholstery. ERG uses only water-based glues and adhesives in all our upholstery process.

Arm Caps

Wood arm caps are optional on Franky wood leg models.

Tufting

Square, vertical & diagonal tufting options available for lounges, ottomans and benches.

Legs

1" square tubular steel legs are available in over 20 standard epoxy powder coat colors or optional polished chrome. Wood legs are 2" square solid maple and are available in all standard wood stain colors.

Warranty

ERG offers a lifetime warranty on all foam and frames.

COLORS / FINISHES

Leg Finish Colors:

Standard powder coat color choices, optional polished chrome or wood stain colors.

OPTIONS

- CODE: FR - CAL 133 (TB 133) Fire Retardant option.
- CODE: MB - Moisture Barrier on seat.
- CODE: PCL - Polished Chrome Legs.
- CODE: TF1 - Single Seat Tufting.
- CODE: TF2 - Two Seat Tufting.
- CODE: TF3 - Three Seat Tufting.
- CODE: TFO - Ottoman Tufting.
- CODE: PCL - Polished Chrome Legs.
- CODE: WAC - Wood Arm Caps.

Note: Factory installed power/data available, see accessories section for details and pricing.




METAL LEGS



WOOD LEGS


TUFTING OPTIONS



square




with optional tufting



diagonal



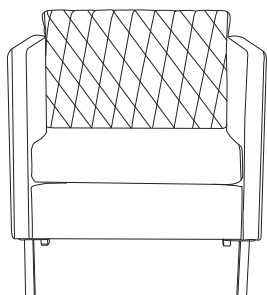
with optional tufting



vertical



with optional tufting



diamond



with optional tufting

TUFTING

Choose from 4 Tufting Shapes:

Tufting for all lounge, ottoman and bench series are available in 4 designs.
Please specify Square, Vertical, Diamond or Diagonal when ordering.

FRANKY SLIM LOUNGE ARM CHAIR AND LOUNGE SOFAS METAL LEGS

DIMENSIONS	Single Seat	Two Seat	Three Seat
Seat Depth:	21"	21"	21"
Seat Height:	18"	18"	18"
Seat Width:	23"	46.5"	70"
Arm Height:	28"	28"	28"
Overall Depth:	30.5"	30.5"	30.5"
Overall Width:	28.5"	52"	75.5"
Overall Height:	32"	32"	32"
Qty./Wt.:	1 ea./75 lbs.	1 ea./95 lbs.	1 ea./120 lbs.



FRANKY SLIM LOUNGE



TWO SEAT FRANKY SLIM LOUNGE
SQUARE TUFTING OPTION

MODEL / DESCRIPTION / LIST PRICING



6420-M Single Seat Lounge

COM Yardage: Arms 3 Yds. pair / Frame: 1 Yd. / Seat/Back Pillow: 2.5 Yds.

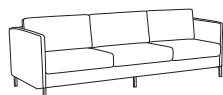
COM	GR1	GR2	GR3	GR4	GR5	GR6	GR7	GR8	GR9	GR10	LEA
\$1830	\$1958	\$2036	\$2118	\$2203	\$2291	\$2383	\$2478	\$2577	\$2680	\$2787	\$3294



6422-M Two Seat Lounge

COM Yardage: Arms 3 Yds. pair / Frame: 1.5 Yds. / Seat/Back Pillow: 5 Yds.

COM	GR1	GR2	GR3	GR4	GR5	GR6	GR7	GR8	GR9	GR10	LEA
\$2463	\$2636	\$2740	\$2850	\$2965	\$3083	\$3207	\$3334	\$3468	\$3607	\$3751	\$4433



6424-M Three Seat Lounge (6 legs)


COM Yardage: Arms 3 Yds. pair / Frame: 2 Yds. / Seat/Back Pillow: 7.5 Yds.

COM	GR1	GR2	GR3	GR4	GR5	GR6	GR7	GR8	GR9	GR10	LEA
\$3220	\$3444	\$3583	\$3726	\$3875	\$4030	\$4191	\$4359	\$4533	\$4714	\$4903	\$5796

TUFTING

Choose from 4 Tufting Shapes:

Tufting for all lounge, ottoman and bench series are available in 4 designs. Please specify Square, Vertical, Diamond or Diagonal when ordering.



square



vertical



diagonal



diamond

OPTIONS

Add upcharge to list price and code to model number

FR	CAL 133 (TB 133) Fire Retardant per yard	\$90/yd.
MB	Moisture Barrier - per seat	\$125
2FO	Two fabric option	\$98
PCL	Polished Chrome Leg	\$17 per leg

TF1	Tufting - single seat	\$189
TF2	Tufting - two seat	\$340
TF3	Tufting - three seat	\$486

FRANKY SLIM LOUNGE

ARM CHAIR AND LOUNGE SOFAS

WOOD LEGS

DIMENSIONS	Single Seat	Two Seat	Three Seat
Seat Depth:	21"	21"	21"
Seat Height:	18"	18"	18"
Seat Width:	23"	46.5"	70"
Arm Height:	28"	28"	28"
Overall Depth:	30.5"	30.5"	30.5"
Overall Width:	28.5"	52"	75.5"
Overall Height:	32"	32"	32"
Qty./Wt.:	1 ea./75 lbs.	1 ea./95 lbs.	1 ea./120 lbs.



FRANKY SLIM ARM CHAIR
WOOD LEGS - OPTIONAL WOOD ARM CAPS



TWO SEAT FRANKY SLIM LOUNGE
WOOD LEGS - OPTIONAL WOOD ARM CAPS

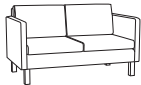
MODEL / DESCRIPTION / LIST PRICING



6420-W Single Seat Lounge

COM Yardage: Arms 3 Yds. pair / Frame: 1 Yd. / Seat/Back Pillow: 2.5 Yds.

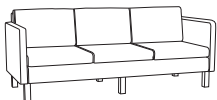
COM	GR1	GR2	GR3	GR4	GR5	GR6	GR7	GR8	GR9	GR10	LEA
\$2000	\$2141	\$2226	\$2315	\$2408	\$2504	\$2604	\$2709	\$2817	\$2930	\$3047	\$3601



6422-W Two Seat Lounge

COM Yardage: Arms 3 Yds. pair / Frame: 1.5 Yds. / Seat/Back Pillow: 5 Yds.

COM	GR1	GR2	GR3	GR4	GR5	GR6	GR7	GR8	GR9	GR10	LEA
\$2657	\$2844	\$2957	\$3076	\$3199	\$3327	\$3460	\$3598	\$3742	\$3891	\$4047	\$4784



6424-W Three Seat Lounge


COM Yardage: Arms 3 Yds. pair / Frame: 2 Yds. / Seat/Back Pillow: 7.5 Yds.

COM	GR1	GR2	GR3	GR4	GR5	GR6	GR7	GR8	GR9	GR10	LEA
\$3279	\$3520	\$3668	\$3820	\$3980	\$4146	\$4319	\$4497	\$4684	\$4878	\$5079	\$6033

TUFTING

Choose from 4 Tufting Shapes:

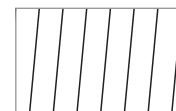
Tufting for all lounge, ottoman and bench series are available in 4 designs. Please specify Square, Vertical, Diamond or Diagonal when ordering.



square



vertical



diagonal



diamond

OPTIONS

Add upcharge to list price and code to model number

FR	CAL 133 (TB 133) Fire Retardant per yard	\$90/yd.	TF1	Tufting - single seat	\$189
MB	Moisture Barrier - per seat	\$125	TF2	Tufting - two seat	\$340
2FO	Two fabric option	\$98	TF3	Tufting - three seat	\$486
PCL	Polished Chrome Leg	\$17 per leg	WAC	Wood Arm Caps	\$75 each

FRANKY SLIM

The Franky Slim metal bench and ottoman is fully upholstered over high resiliency foam on a solid steel frame featuring square steel tube legs. Designed for student housing and any public spaces that require long duration seating comfort.



3 SEAT BENCH



FRANKY SLIM OTTOMAN

ORDERING INFORMATION

- | | |
|----------------------------|---------------------|
| 1) Series Name | 5) Leg Finish |
| 2) Model Number | 6) Optional tufting |
| 3) Quantity | 7) Optional Items |
| 4) Fabric Grade and Number | |

FRANKY SLIM LOUNGE SPECIFICATIONS

Steel Frame Construction

- Built-in wall saver design.
- 1-1/4" square steel tubing, welded to steel apron.

Upholstery

Seat foam is bonded to all sides of hardwood frame. Seat cushions are 4" graded, high resiliency (H.R.) block foam with seat back 3" H.R. foam, covered entirely with special bonded polyester fiber to protect final upholstery. ERG uses only water-based glues and adhesives in all our upholstery process.

Seat

- Large webbing stretched over hardwood frame
- High resiliency foam applied and bonded

Tufting

Square, vertical & diagonal tufting options available for lounges, ottomans and benches.

Legs

1" square tubular steel legs are available in over 20 standard epoxy powder coat colors or optional polished chrome. Wood legs are 2" square solid maple and are available on ottoman only in all standard wood stain colors.

Warranty

ERG offers a lifetime warranty on all foam and frames.

COLORS / FINISHES

Leg Finish Colors:

Metal: Standard powder coat colors, optional polished chrome
Wood: Standard wood stain colors

OPTIONS

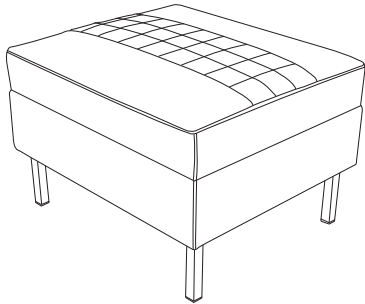
- CODE: FR - CAL 133 (TB 133) Fire Retardant option. Add an additional \$90 per yard.
- CODE: MB - Moisture Barrier on seat.
- CODE: PCL - Polished Chrome Legs.
- CODE: TF2 - Two seat tufting.
- CODE: TF3 - Three seat tufting.
- CODE: TFO - Ottoman tufting.

Note: Factory installed power/data available, see accessories section for details and pricing.



METAL LEGS

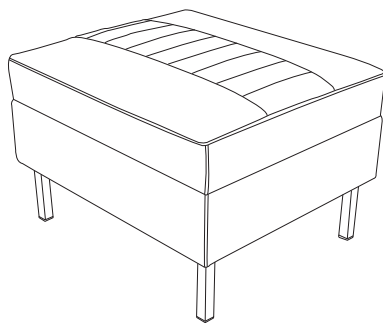
OTTOMAN & BENCHES TUFTING OPTIONS



square



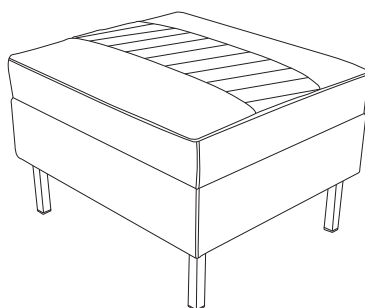
with optional tufting



vertical



with optional tufting



diagonal



with optional tufting

DIMENSIONS	Ottoman	2-Seat Bench	3-Seat Bench
Overall Depth:	20"	20"	20"
Overall Width:	22"	42"	60"
Overall Height:	16"	18"	18"
Qty./Wt. per carton:	1 ea./35 lbs.	1 ea./55 lbs.	1 ea./80 lbs.

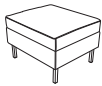


OTTOMAN



3 SEAT BENCH

MODEL / DESCRIPTION / LIST PRICING



6426-M Ottoman Metal Legs

COM Yardage: 1.5 Yards.

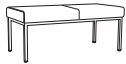
COM	GR1	GR2	GR3	GR4	GR5	GR6	GR7	GR8	GR9	GR10	LEA
\$1110	\$1187	\$1235	\$1283	\$1335	\$1389	\$1444	\$1502	\$1562	\$1624	\$1690	\$1996



6426-W Ottoman Wood Legs

COM Yardage: 1.5 Yards.

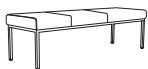
COM	GR1	GR2	GR3	GR4	GR5	GR6	GR7	GR8	GR9	GR10	LEA
\$1175	\$1258	\$1308	\$1360	\$1415	\$1470	\$1530	\$1591	\$1655	\$1721	\$1790	\$2116



6428-M 2 Seat Bench

COM Yardage: 2 Yards.

COM	GR1	GR2	GR3	GR4	GR5	GR6	GR7	GR8	GR9	GR10	LEA
\$1710	\$1829	\$1902	\$1978	\$2057	\$2140	\$2225	\$2314	\$2407	\$2504	\$2604	\$3077



6429-M 3 Seat Bench

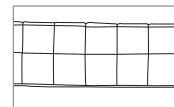
COM Yardage: 3 Yards.

COM	GR1	GR2	GR3	GR4	GR5	GR6	GR7	GR8	GR9	GR10	LEA
\$2235	\$2390	\$2485	\$2585	\$2689	\$2797	\$2908	\$3025	\$3146	\$3271	\$3402	\$4021

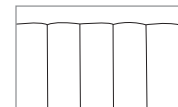
TUFTING

Choose from 3 Tufting Shapes:

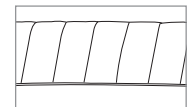
Tufting for all lounge, ottoman and bench series are available in 3 designs.
Please specify Square, Vertical or Diagonal when ordering.



square



vertical



diagonal

OPTIONS

Add upcharge to list price and code to model number

FR	CAL 133 (TB 133) Fire Retardant per yard.	\$90/yd.
MB1	Moisture Barrier on seat - per seat	\$125
PCL	Polished chrome leg Ottoman	\$88
PCL	Polished chrome leg 2 Seat Bench	\$358

PCL	Polished chrome leg 3 Seat Bench	\$475
TFO	Ottoman tufting	\$156
TF2	Two seat bench tufting	\$280
TF3	Three seat bench tufting	\$374

GEOMETRA UPHOLSTERED W/TABLE TOPS

Geometra Upholstered Tables feature fully upholstered sides with laminate table tops standard. Available in shapes of circles, squares and triangles.



GEOMETRA SQUARE



GEOMETRA ROUND

ORDERING INFORMATION

- | | |
|--|----------------------------------|
| 1) Series Name | 6) Table Top Material and Finish |
| 2) Model Number | 7) 3MM Edge Selection |
| 3) Quantity | 8) Optional Items |
| 4) Fabric Grade and Number | |
| 5) Contrasting Fabric Grade and Number | |

GEOMETRA TABLE SPECIFICATIONS

Table Top

Table core is CARB Phase I & Phase II Compliant. Laminate, wood veneer and phenolic backing are glued with water based adhesives.

ERG offers over 1000 standard laminate choices from Nevamar, Wilsonart, Formica and Pionite with 3MM PVC edge.

Wood veneer, solid surface, 3form Chroma and stone table tops will be quoted upon request.

Frame

Frame assembly is constructed of solid and multi-ply hardwood milled on 4 sides to 1" thickness.

Glides

Tables come with factory installed, 2" nylon glides in black. Optional metal and wood legs are available.

Upholstery

Geometra can be upholstered in choice of fabric, vinyl, crypton, leather or Customers Own Material. Foam is bonded to all sides of hardwood frame. Two fabric design is available in square and circle occasional tables and three fabric design is available for triangular occasional tables.

NOTE: all adhesives used in ERG manufacturing are water based, non-toxic and 100% environmentally friendly.


OPTIONS

- CODE: FR - CAL 133 (TB 133) Fire Retardant - per yard.
- CODE: WOD - Maple Wood Legs.
- CODE: ML - Metal Legs.
- CODE: 2FO - Two Fabric Option.
- CODE: 3FO - Three Fabric Option.
- CODE: SST - Solid Surface top.
- TABLE ACCESSORIES - Wire Management, Power & Communication Options - see Accessories section in price list or call for quote.

Note: Factory installed power/data available, see accessories section for details and pricing.



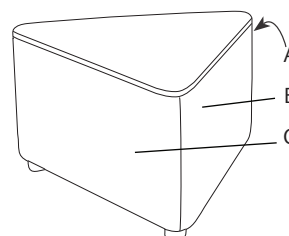
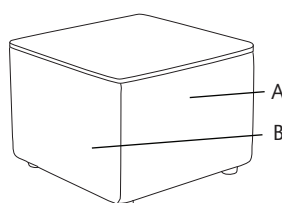
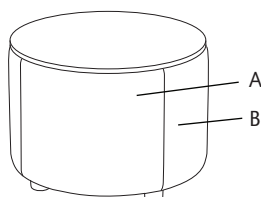
MAPLE WOOD LEGS



ELECTRICAL / DATA

TWO & THREE FABRIC DESIGN

Due to the geometric design options it is necessary to **include with your order a sketch/layout** to specify which fabric is to be used on each area of the Geometra. Use the callouts shown below to define fabric areas in your sketch.



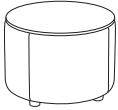
Three Fabric Design for the triangle shape only

DIMENSIONS	Circle Table	Triangle Table	Square Table
Overall Depth:	24", 30", 36"	29"	24", 29"
Overall Width:	24", 30", 36"	29"	24", 29"
Overall Height:	18"	18"	18"
Qty./Wt.:	1 ea./39 lbs.	1 ea./45 lbs.	1 ea./65 lbs.



SQUARE GEOMETRA
WITH LAMINATE TOP

MODEL / DESCRIPTION / LIST PRICING



580 24" Circle Table with Laminate Top (4 legs)

COM Yardage: 1.5 Yds.

COM	GR1	GR2	GR3	GR4	GR5	GR6	GR7	GR8	GR9	GR10	LEA
\$1727	\$1849	\$1922	\$1998	\$2079	\$2161	\$2248	\$2338	\$2432	\$2530	\$2630	\$3109

582 30" Circle Table with Laminate Top (4 legs)

COM Yardage: 1.75 Yds.

COM	GR1	GR2	GR3	GR4	GR5	GR6	GR7	GR8	GR9	GR10	LEA
\$2074	\$2219	\$2308	\$2400	\$2496	\$2595	\$2700	\$2808	\$2920	\$3037	\$3159	\$3733

584 36" Circle Table with Laminate Top (4 legs)

COM Yardage: 2 Yds.

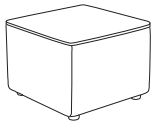
COM	GR1	GR2	GR3	GR4	GR5	GR6	GR7	GR8	GR9	GR10	LEA
\$2375	\$2541	\$2642	\$2748	\$2858	\$2972	\$3091	\$3214	\$3344	\$3478	\$3617	\$4275



586 29" Triangle Table with Laminate Top (3 legs)

COM Yardage: 2 Yds.

COM	GR1	GR2	GR3	GR4	GR5	GR6	GR7	GR8	GR9	GR10	LEA
\$2118	\$2266	\$2357	\$2450	\$2548	\$2651	\$2756	\$2867	\$2981	\$3100	\$3224	\$3812



588 24" Square Table with Laminate Top (4 legs)

COM Yardage: 1.5 Yds.

COM	GR1	GR2	GR3	GR4	GR5	GR6	GR7	GR8	GR9	GR10	LEA
\$1690	\$1807	\$1879	\$1954	\$2034	\$2115	\$2199	\$2287	\$2378	\$2473	\$2572	\$3041

590 29" Square Table with Laminate Top (4 legs)

COM Yardage: 2.25 Yds.

COM	GR1	GR2	GR3	GR4	GR5	GR6	GR7	GR8	GR9	GR10	LEA
\$2061	\$2205	\$2293	\$2385	\$2481	\$2580	\$2684	\$2790	\$2903	\$3018	\$3139	\$3710

OPTIONS

Add upcharge to list price and code to model number

FR	CAL 133 (TB 133) Fire Retardant - per yard	\$90/yd.
WOD	Solid Maple Wood Legs	\$24 each
ML	Metal Legs	\$24 each


2FO	Two Fabric Option	\$98
3FO	Three Fabric Option	\$148
SST	Solid Surface top	Call

GEOMETRA

The Geometra decorative ottoman features seating in shapes of circles, squares and triangles. Two fabric design is standard for Geometra square and circle. Three fabrics design is standard for Geometra triangle.



36" GEOMETRA CIRCLE
WITH STANDARD 2 FABRIC DESIGN



SQUARE GEOMETRA
WITH OPTIONAL HINGED STORAGE

ORDERING INFORMATION

To Order Please Specify:

- | | |
|--------------------------------------|--|
| 1) Series Name | 6) Sketch for contrasting fabric placement |
| 2) Model Number | 7) Optional Items |
| 3) Quantity | |
| 4) Fabric Grade & Number | |
| 5) Contrasting Fabric Grade & Number | |

GEOMETRA GENERAL SPECIFICATIONS

Frame Construction

Frame assembly is constructed of multi-ply hardwood, with tongue and groove construction. No sag-springs are installed in seat along with interlocking helicoil springs to prevent sagging and provide additional seat support. Each modular unit consists of two individual components bolted together.

Upholstery

All foam is fully bonded to frame. Two fabric design is standard in square and circle ottomans and three fabric design is standard for triangle ottomans. Seat cushions are 4" graded high resiliency (H.R.) block foam, covered entirely with special bonded polyester fiber to protect final upholstery. ERG uses only water based glues and adhesives in our upholstery process. Seat and back are covered in choice of fabric, vinyl, crypton, leather or COM.

Glides

Benches come with factory installed, 2" nylon glides in black.

Warranty

ERG offers a lifetime warranty on all foam and frames.

COLORS / FINISHES

Contrasting Fabric

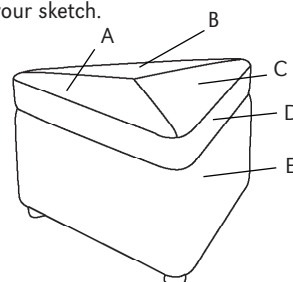
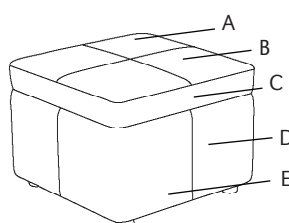
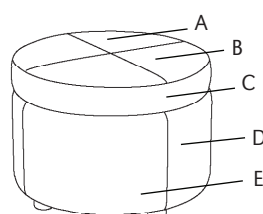
Contrasting fabric and designs are included in List Price.

OPTIONS

- CODE: FR - CAL 133 (TB 133) Fire Retardant per yard.
- CODE: MB - Moisture Barrier.
- CODE: HS - Hinged Storage.
- CODE: SBH - Special Height.
- CODE: WOD - Solid Maple Wood Legs.
- CODE: 2FO - Two Fabric Option.
- CODE: 3FO - Three Fabric Option.


TWO & THREE FABRIC DESIGN

Due to the geometric design options it is necessary to include with your order a **sketch/layout** to specify which fabric is to be used on each area of the Geometra. Use the callouts shown below to define fabric areas in your sketch.



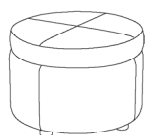
Three Fabric Design for the triangle shape only

DIMENSIONS	24" Circle	30" Circle	36" Circle	24" Square	29" Square	29" Side Triangle
Overall Width:	24"	30"	36"	24"	29"	29"
Overall Depth:	24"	30"	36"	24"	29"	29"
Seat Height:	18"	18"	18"	18"	18"	18"
Qty./Wt.:	1 ea./25 lbs.	1 ea./35 lbs.	1 ea./47 lbs.	1 ea./32 lbs.	1 ea./40 lbs.	1 ea./25 lbs.



SIX TRIANGLE CONFIGURATION

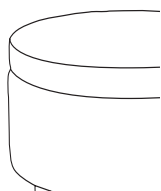
MODEL / DESCRIPTION / LIST PRICING



570 Round - 24" diameter (4 legs)

COM Yardage: 2.5 Yds. / Seat: 1.5 Yds. each of two colors

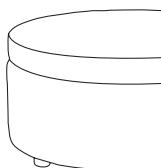
COM	GR1	GR2	GR3	GR4	GR5	GR6	GR7	GR8	GR9	GR10	LEA
\$1550	\$1658	\$1724	\$1794	\$1866	\$1940	\$2018	\$2098	\$2182	\$2270	\$2361	\$2790



571 Round - 30" diameter (4 legs)

COM Yardage: 3 Yds. / Seat: 1.5 Yds. each of two colors

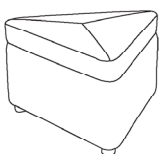
COM	GR1	GR2	GR3	GR4	GR5	GR6	GR7	GR8	GR9	GR10	LEA
\$1868	\$1999	\$2080	\$2163	\$2249	\$2338	\$2433	\$2530	\$2630	\$2736	\$2846	\$3364



572 Round - 36" diameter (4 legs)

COM Yardage: 4 Yds. / Seat: 2 Yds. each of two colors

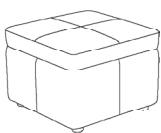
COM	GR1	GR2	GR3	GR4	GR5	GR6	GR7	GR8	GR9	GR10	LEA
\$2107	\$2255	\$2346	\$2439	\$2538	\$2639	\$2744	\$2854	\$2967	\$3086	\$3210	\$3793



574 Triangle - 29" each side (3 legs)

COM Yardage: 2.5 Yds. / Seat: 1.25 Yds. each of two colors

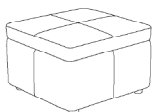
COM	GR1	GR2	GR3	GR4	GR5	GR6	GR7	GR8	GR9	GR10	LEA
\$1868	\$1999	\$2080	\$2163	\$2249	\$2338	\$2433	\$2530	\$2630	\$2736	\$2846	\$3364



576 Square - 24" square (4 legs)

COM Yardage: 2.5 Yds. / Seat: 1.25 Yds. each of two colors

COM	GR1	GR2	GR3	GR4	GR5	GR6	GR7	GR8	GR9	GR10	LEA
\$1512	\$1618	\$1683	\$1751	\$1820	\$1893	\$1970	\$2048	\$2130	\$2215	\$2304	\$2723



578 Square - 29" square (4 legs)

COM Yardage: 3 Yds. / Seat: 1.5 Yds. each of two colors

COM	GR1	GR2	GR3	GR4	GR5	GR6	GR7	GR8	GR9	GR10	LEA
\$1816	\$1942	\$2020	\$2100	\$2184	\$2273	\$2363	\$2458	\$2556	\$2659	\$2765	\$3268

OPTIONS

Add upcharge to list price and code to model number

FR	CAL 133 (TB 133) Fire Retardant - per yd.	\$90/yd.
MB	Moisture Barrier - per unit	\$125
HS	Hinged Storage - per unit	\$450
SBH	Special Height - per unit	\$295

WOD	Solid Maple Wood Legs	\$24 each
2FO	Two Fabric Option	\$98
3FO	Three Fabric Option	\$148

GOBI SERIES

The Gobi chair features a two piece polypropylene shell with a textured back and a clean out feature. Frames are available in standard polished chrome or optional powder coat color finishes.



ORDERING INFORMATION

To Order Please Specify:

- 1) Series Name
- 2) Model Number
- 3) Quantity
- 4) Shell Color
- 5) Optional Powder Coat Color
- 6) Fabric Grade & Number
- 7) Optional Items

COLORS / FINISHES

Frame Finish Colors:

Standard polished chrome frame finish.

7 Shell Colors:

- Black
- Green
- Light Gray
- Beige
- White
- Navy Blue
- Red



GOBI GENERAL SPECIFICATIONS

Shell

- Gobi polypropylene chairs feature a contoured, textured backrest.
- Horizontal channel design - seat and back.
Note: Molded polypropylene material is shatter proof and scratch resistant. Gentle flex back.

Upholstery

- Seat is upholstered over 1/2" foam.
- Seat can be upholstered with choice of fabric, vinyl, crypton, leather or approved COM.

Frame - Four Leg

- Chair frames are made of .625" diameter, 14 gauge steel tubing with hand brazed welds. Adjustable steel glides are standard.

Frame - Sled Base

- Chair frames are made of .50" diameter, 14 gauge solid steel with hand brazed welds. (Glides Optional)
- Flip-up tablet arm available on sled base chairs.

Glides

- Factory installed self leveling steel glides on 4-leg models.

Stacking

- Sled base - all poly ON FLOOR: **8 high**
- Sled base - with upholstered seat ON FLOOR: **5 high**
- Sled base - all poly ON DOLLY: **45 high**
- Sled base - with upholstered seat ON DOLLY: **25 high**
- 4-leg base - all poly ON FLOOR: **8 high**
- 4-leg base - with upholstered seat ON FLOOR: **6 high**
- 4-leg base - all poly ON DOLLY: **25 high**
- 4-leg base - with upholstered seat ON DOLLY: **15 high**

Underseat

- Plastic underseat to protect upholstery is standard

NOTE: WE DO NOT RECOMMEND POWDER COAT ON THE SLED BASE FOR STACKING

NOTE: CUSTOMER CAN INSTALL ARM SUPPORT WITH TABLET ANYTIME

NOTE: THE EASY TO INSTALL TABLET ARMS AND BASKETS WILL BE SHIPPED IN A SEPARATE BOX.

OPTIONS

- CODE: GWB - Basket (Removable Type)
(For use on Gobi sled only)
- CODE: GRG - Poly Glides (4 Leg)
- CODE: GPG - Clear Plastic Glides (Sled Base)
- CODE: GSG - Sled Base Ganging Device
- CODE: SF - Powder Coat Frame Color (No Charge)
- CODE: FR - CAL 133 (TB 133) Fire Retardant
- CODE: MB - Moisture Barrier
- CODE: SH - Specialty Height (any custom height)
- CODE: GT-R - Right Arm Support with Tablet (Black Laminate Only)
- CODE: GT-L - Left Arm Support with Tablet (Black Laminate Only)



Optional Removable Basket



Optional Rubber Glides



Optional Right Arm Support with Tablet



Optional Clear Plastic Glides



Optional Ganging Device Clear Plastic



Optional Left Arm Support with Tablet

DIMENSIONS	sled base	sled base dolly
Seat Width:	17"	-
Seat Depth:	19"	-
Seat Height:	18"	-
Overall Height:	33"	22"
Overall Width:	22"	26"
Overall Depth:	19"	36.5"
Qty./Wt. per carton:	3 ea./48 lbs.	1 ea./62 lbs.



SLED BASE
STACKS UP TO 45 HIGH ON DOLLY



UPHOLSTERED SEAT

MODEL / DESCRIPTION / LIST PRICING



7330 Sled Base

Chair
\$228



SLED BASE STACKS 45 HIGH ON DOLLY



7330-U Sled Base - Upholstered Seat

COM Yardage: 0.75 Yard

COM	GR1	GR2	GR3	GR4	GR5	GR6	GR7	GR8	GR9	GR10	LEA
\$307	\$328	\$342	\$355	\$370	\$384	\$400	\$416	\$432	\$450	\$468	\$553

UPHOLSTERED SLED BASE STACKS 25 HIGH ON DOLLY



7346 Dolly (sled base)

Dolly
\$798

OPTIONS

Add upcharge to list price and code to model number

GWB	Basket Only (Removable)	\$98
GPG	Clear Plastic Glides	\$12
GSG	Sled Base Ganging Device	\$17
FR	CAL 133 (TB 133) Fire Retardant per yard.	\$90/yd.

MB	Moisture Barrier	\$68
GT-R	Right Arm Support with Tablet (Black Lam Only)	\$258
GT-L	Left Arm Support with Tablet (Black Lam Only)	\$258
SF	Powder Coat	No Charge

DIMENSIONS	Sled w/Tablet
Tablet Width:	12"
Tablet Depth:	20.5"
Overall Tablet Depth:	27-29"
Seat Width:	17"
Seat Depth:	19"
Seat Height:	18"
Overall Height:	33"
Overall Width:	22"
Overall Depth:	21"
Qty./Wt. per carton:	3 ea./48 lbs.

FLIP-UP TABLET ARMS
WITH ARMS SUPPORT
ARE REMOVABLE



SLED BASE WITH TABLET ARM

**TABLET ARM
SHIPPED SEPARATELY
EASY TO INSTALL**

NOTE: TABLET ARMS ARE FLIP-UP TYPE

MODEL / DESCRIPTION / LIST PRICING



7332-R Sled Base - Right Hand Tablet (Black Laminate)

Chair
\$464



7332-RU Sled Base - Right Hand Tablet - Upholstered Seat (Black Laminate)

COM Yardage: 0.75 Yard

COM	GR1	GR2	GR3	GR4	GR5	GR6	GR7	GR8	GR9	GR10	LEA
\$543	\$581	\$604	\$628	\$654	\$680	\$707	\$735	\$765	\$795	\$827	\$977



7332-L Sled Base - Left Hand Tablet (Black Laminate)

Chair
\$464



7332-LU Sled Base - Left Hand Tablet - Upholstered Seat (Black Laminate)

COM Yardage: 0.75 Yard

COM	GR1	GR2	GR3	GR4	GR5	GR6	GR7	GR8	GR9	GR10	LEA
\$543	\$581	\$604	\$628	\$654	\$680	\$707	\$735	\$765	\$795	\$827	\$977

OPTIONS

Add upcharge to list price and code to model number

GWB	Basket Only (Removable)	\$98
GPG	Clear Plastic Glides	\$12
GSG	Sled Base Ganging Device	\$17

FR	CAL 133 (TB 133) Fire Retardant per yard.	\$90/yd.
MB	Moisture Barrier	\$68
SF-T	Powder Coat - Sled Base Frame and Tablet Arm	No Charge

DIMENSIONS	Sled w/Tablet and Basket
Tablet Width:	12"
Tablet Depth:	20.5"
Overall Tablet Depth:	27-29"
Seat Width:	17"
Seat Depth:	19"
Seat Height:	18"
Overall Height:	33"
Overall Width:	22"
Overall Depth:	21"
Qty./Wt. per carton:	3 ea./48 lbs.



SLED BASE WITH TABLET ARM AND BASKET

**TABLET ARM & BASKET
SHIPPED SEPARATELY
EASY TO INSTALL**

NOTE: TABLET ARMS ARE FLIP-UP TYPE

MODEL / DESCRIPTION / LIST PRICING



7334-RB Sled Base - Right Hand Tablet w/Basket (Black Laminate)

Chair
\$556



7334-RUB Sled Base - Right Hand Tablet w/Basket - Upholstered Seat (Black Laminate)

COM Yardage: 0.75 Yard

COM	GR1	GR2	GR3	GR4	GR5	GR6	GR7	GR8	GR9	GR10	LEA
\$635	\$679	\$707	\$735	\$764	\$795	\$827	\$860	\$894	\$930	\$967	\$1143



7334-LB Sled Base - Left Hand Tablet w/Basket (Black Laminate)

Chair
\$556



7334-LUB Sled Base - Left Hand Tablet w/Basket - Upholstered Seat (Black Laminate)

COM Yardage: 0.75 Yard

COM	GR1	GR2	GR3	GR4	GR5	GR6	GR7	GR8	GR9	GR10	LEA
\$635	\$679	\$707	\$735	\$764	\$795	\$827	\$860	\$894	\$930	\$967	\$1143

OPTIONS

Add upcharge to list price and code to model number

GWB	Basket Only (Removable)	\$98
GPG	Clear Plastic Glides	\$12
GSG	Sled Base Ganging Device	\$17

FR	CAL 133 (TB 133) Fire Retardant per yard.	\$90/yd.
MB	Moisture Barrier	\$68
SF-T	Powder Coat - Sled Base Frame and Tablet Arm	No Charge

DIMENSIONS	4-Leg	4-Leg w/Arms	4-leg dolly
Seat Width:	17"	17"	-
Seat Depth:	19"	19"	-
Seat Height:	18"	18"	-
Arm Height:	-	26"	-
Overall Height:	33.5"	33.5"	22"
Overall Width:	23"	23"	26"
Overall Depth:	22"	22"	36.5"
Qty./Wt. per carton:	3 ea./48 lbs.	3 ea./48 lbs.	1 ea./62 lbs.



4-LEG CHAIR



4-LEG CHAIR W/ARMS

MODEL / DESCRIPTION / LIST PRICING

7336 4 Leg (Wall Saver) (STACKER)

 Chair
 \$265

7332-U 4 leg - Upholstered Seat (Wall Saver) (STACKER)

COM Yardage: 0.75 Yard

COM	GR1	GR2	GR3	GR4	GR5	GR6	GR7	GR8	GR9	GR10	LEA
\$344	\$368	\$383	\$398	\$414	\$431	\$448	\$466	\$484	\$504	\$524	\$619


7338 4 Leg with Arms (Wall Saver) (STACKER)

 Chair
 \$319

7338-U 4 leg with Arms - Upholstered Seat (Wall Saver) (STACKER)

COM Yardage: 0.75 Yard

COM	GR1	GR2	GR3	GR4	GR5	GR6	GR7	GR8	GR9	GR10	LEA
\$398	\$426	\$443	\$461	\$479	\$498	\$518	\$539	\$560	\$583	\$606	\$716


7346-4L Dolly (4-leg base)

 Dolly
 \$798

OPTIONS

Add upcharge to list price and code to model number

GRG	Poly Glides	\$10
FR	CAL 133 (TB 133) Fire Retardant per yard.	\$90/yd.

MB	Moisture Barrier	\$68
SF	Powder Coat Finish	No Charge

TABLET ARM & BASKET ARE NOT AVAILABLE ON 4 LEG

GOBI CHAIR SERIES

4 LEG BAR STOOL AND COUNTER STOOL

DIMENSIONS	Stool	Counter Height
Seat Width:	17"	17"
Seat Depth:	19"	19"
Seat Height:	29.5"	24"
Back Height:	44"	38.5"
Overall Width:	20"	20"
Overall Depth:	20"	20"
Qty./Wt. per carton:	2 ea./48 lbs.	2 ea./48 lbs.



BAR STOOL



COUNTER HEIGHT W/OPTIONAL
CLEAR PLASTIC GLIDES

MODEL / DESCRIPTION / LIST PRICING



7340 4 Leg Bar Stool (STACKER)



Chair
\$454



7340-U 4 leg Bar Stool - Upholstered Seat (STACKER)

COM Yardage: 0.75 Yard

COM	GR1	GR2	GR3	GR4	GR5	GR6	GR7	GR8	GR9	GR10	LEA
\$533	\$570	\$593	\$617	\$642	\$667	\$694	\$722	\$750	\$781	\$812	\$959



7342 4 leg Counter Height (STACKER)

Chair
\$486



7342-U 4 leg Counter Height - Upholstered Seat (STACKER)

COM Yardage: 0.75 Yard

COM	GR1	GR2	GR3	GR4	GR5	GR6	GR7	GR8	GR9	GR10	LEA
\$565	\$605	\$629	\$654	\$680	\$707	\$736	\$765	\$796	\$827	\$860	\$1017

OPTIONS

Add upcharge to list price and code to model number

GRG	Poly Glides	\$10
FR	CAL 133 (TB 133) Fire Retardant per yard.	\$90/yd.
MB	Moisture Barrier - Standard and MID Seats	\$68

SF	Powder Coat Finish	No Charge
SH	Specialty Height (any custom height)	\$28

DIMENSIONS	Sled Base Stool
Seat Width:	17"
Seat Depth:	19"
Seat Height:	29.5"
Back Height:	44"
Overall Width:	20"
Overall Depth:	20"
Qty./Wt. per carton:	2 ea./48 lbs.



SLED BASE BAR STOOL WITH
OPTIONAL CLEAR PLASTIC GLIDES

MODEL / DESCRIPTION / LIST PRICING



7344 Sled Bar Stool (STACKER)

Chair
\$422



7344-U Sled Bar Stool - Upholstered Seat (STACKER)

COM Yardage: 0.75 Yard

COM	GR1	GR2	GR3	GR4	GR5	GR6	GR7	GR8	GR9	GR10	LEA
\$501	\$536	\$558	\$580	\$603	\$627	\$652	\$678	\$705	\$734	\$763	\$902

OPTIONS

Add upcharge to list price and code to model number

GPG	Clear Plastic Glides	\$12
FR	CAL 133 (TB 133) Fire Retardant per yard.	\$90/yd.

MB	Moisture Barrier - Standard and MID Seats	\$68
SF	Powder Coat Finish	No Charge

DIMENSIONS	Sled Base	Upholstered Sled Base
Overall Height:	96"	82"
Overall Width:	27"	27"
Overall Depth:	45"	40"

NOTE: A STACK OF 45 SLED BASE CHAIRS HAVE A HEIGHT OF 84" ON DOLLY

NOTE: A STACK OF 25 4 LEG CHAIRS HAVE A HEIGHT OF 72" ON DOLLY



4 LEGGED BASE STACKS UP TO 8 HIGH ON FLOOR



DOLLY STACKS UP TO 45 HIGH ON SLED BASE



STEEL GLIDES INSTALLED
ARE STANDARD



DOLLY STACKS UP TO 25 HIGH ON 4 LEGGED BASE

STACKING CAPACITY (ARMLESS VERSIONS)	STACKS
Sled Base - Poly On Floor	8
Sled Base - Upholstered Seat On Floor	5
Sled Base - Poly On Dolly	45
Sled Base - Upholstered Seat On Dolly	25

STACKING CAPACITY (ARMLESS VERSIONS)	STACKS
4-Leg Base - Poly On Floor	8
4-Leg Base - Upholstered Seat On Floor	6
4-Leg Base - Poly On Dolly	25
4-Leg Base - Upholstered Seat On Dolly	15



SLIDING TABLET ARMS



TABLET DIMENSIONS

- BLACK LAMINATE ONLY
- REMOVABLE TABLET



FOLDING TABLET ARMS WITH BASKET

HARMONY

Harmony Series cast iron table bases have a trumpet shape. Choose a large selection of laminate or wood veneer tops. All standard powder coat paint colors available.



HARMONY CAFÉ TABLE



HARMONY WITH CORIAN TOP

ORDERING INFORMATION

- | | |
|-----------------|------------------------------|
| 1) Series Name | 5) Metal Finish |
| 2) Model Number | 6) Laminate Selection & No. |
| 3) Size | 7) Edge Style Code and Color |
| 4) Quantity | 8) Optional Items |

HARMONY BASE SPECIFICATIONS

Harmony Base

Table Height	Table height is 28" to 30" depending on table top specified. Bar Height table is 42".
Column	2" diameter column on 18" and 22" bases 3" diameter column on 30" bases
Plate	10" x 10" square • 12" X 12" square 14" X 14" square • 24" x 24" square
Base	One piece steel trumpet base with 18" or 24" diameter base with padded floor ring.

FINISHES

Table Base

Finished in your choice of standard powder coat colors. For colors refer to "Color Selections" brochure. For actual color samples, please call Customer Service.

Laminate/Veneer Selections

ERG offers over 1000 standard laminate choices from Nevamar, Wilsonart, Formica and Pionite. Wood veneer is available in transparent stain colors - custom stain matching available.

OPTIONS

- CODE: GD - Ganging
- CODE: STH - Special Table Height (any table height other than 29" or bar height).
- CODE: ULW - Ultra Lightweight Top
- CODE: RAD - Radius Corners for 3MM Edge



HARMONY CAFÉ TABLE

MODEL / DESCRIPTION / LIST PRICING
HARMONY | CAFÉ | ROUND TOP

	Model Number	Table Top Size	Shpg. Wght.	Base Spread	LAMINATE TOP ASSORTED EDGES							VENEER TOP	
					GRP 1	GRP 2	GRP 3	GRP 4	GRP 5	GRP 6	GRP 7	GRP 8	GRP 9
ROUND	HAR24D	24" Dia.	34	18"	\$823	\$833	\$911	\$977	\$1107	\$1218	\$1349	\$2063	\$2461
	HAR30D	30" Dia.	43	18"	\$888	\$901	\$1005	\$1092	\$1267	\$1412	\$1586	\$2291	\$2659
	HAR36D	36" Dia.	60	24"	\$1033	\$1051	\$1173	\$1280	\$1491	\$1668	\$1878	\$2681	\$3093
	HAR42D	42" Dia.	130	24"	\$1171	\$1194	\$1355	\$1491	\$1767	\$1996	\$2270	\$3108	\$3509
	HAR48D	48" Dia.	130	30"	\$1451	\$1479	\$1672	\$1839	\$2172	\$2449	\$2784	\$3836	\$4348

HARMONY | CAFÉ | SQUARE TOP

	Model Number	Table Top Size	Shpg. Wght.	Base Spread	LAMINATE TOP ASSORTED EDGES							VENEER TOP	
					GRP 1	GRP 2	GRP 3	GRP 4	GRP 5	GRP 6	GRP 7	GRP 8	GRP 9
SQUARE	HAR24S	24" Sq.	43	18"	\$829	\$841	\$921	\$989	\$1126	\$1240	\$1377	\$2090	\$2484
	HAR2430S	24x30 Sq.	53	18"	\$869	\$883	\$976	\$1055	\$1215	\$1348	\$1509	\$2220	\$2601
	HAR30S	30" Sq.	76	18"	\$893	\$909	\$1009	\$1098	\$1272	\$1418	\$1591	\$2303	\$2675
	HAR36S	36" Sq.	76	24"	\$1044	\$1062	\$1189	\$1298	\$1515	\$1696	\$1914	\$2716	\$3126
	HAR42S	42" Sq.	76	30"	\$1355	\$1377	\$1538	\$1674	\$1951	\$2179	\$2454	\$3511	\$4055

HARMONY | CAFÉ | RECTANGLE TOP

	Model Number	Table Top Size	Shpg. Wght.	Base Spread	LAMINATE TOP ASSORTED EDGES							VENEER TOP	
					GRP 1	GRP 2	GRP 3	GRP 4	GRP 5	GRP 6	GRP 7	GRP 8	GRP 9
RECTANGLE	HAR2448	24x48 Sq.	76	2-18"	\$1285	\$1304	\$1422	\$1526	\$1732	\$1903	\$2109	\$3226	\$3847
	HAR2460	24x60 Sq.	115	2-18"	\$1431	\$1450	\$1584	\$1699	\$1929	\$2121	\$2352	\$3594	\$4282
	HAR2472	24x72 Sq.	115	2-18"	\$1575	\$1621	\$1761	\$1947	\$2388	\$2504	\$2738	\$4868	\$6708
	HAR3048	30x48 Sq.	137	2-18"	\$1436	\$1455	\$1591	\$1707	\$1940	\$2134	\$2367	\$3609	\$4296
	HAR3060	30x60 Sq.	148	2-24"	\$1485	\$1507	\$1660	\$1791	\$2054	\$2272	\$2534	\$3774	\$4443
	HAR3072	30x72 Sq.	148	2-24"	\$1718	\$1769	\$1927	\$2136	\$2636	\$2766	\$3028	\$5343	\$7339


OPTIONS

Add upcharge to list price and code to model number


GD	Ganging per table	\$95
STH	Special Table Height, (other than 29") per base.	\$150

ULW	Ultra Lightweight Top	\$190
RAD	Radius Corners for 3MM Edge	\$200 per table

MODEL / DESCRIPTION / LIST PRICING
HARMONY | CAFÉ | ROUND | BAR HEIGHT

 ROUND	Model Number	Table Top Size	Shpg. Wght.	Base Spread	LAMINATE TOP ASSORTED EDGES							VENEER TOP	
					GRP 1	GRP 2	GRP 3	GRP 4	GRP 5	GRP 6	GRP 7	GRP 8	GRP 9
	HARH24D	24" Dia.	40	18"	\$990	\$1002	\$1078	\$1143	\$1276	\$1386	\$1517	\$2433	\$2958
	HARH30D	30" Dia.	55	18"	\$1055	\$1070	\$1172	\$1259	\$1434	\$1579	\$1755	\$2660	\$3159
	HARH36D	36" Dia.	63	24"	\$1378	\$1396	\$1519	\$1625	\$1837	\$2013	\$2224	\$3442	\$4125

HARMONY | CAFÉ | SQUARE | BAR HEIGHT

 SQUARE	Model Number	Table Top Size	Shpg. Wght.	Base Spread	LAMINATE TOP ASSORTED EDGES							VENEER TOP	
					GRP 1	GRP 2	GRP 3	GRP 4	GRP 5	GRP 6	GRP 7	GRP 8	GRP 9
	HARH36S	36" Sq.	67	30"	\$1390	\$1406	\$1535	\$1643	\$1861	\$2043	\$2260	\$3477	\$4156

OPTIONS

Add upcharge to list price and code to model number

GD	Ganging per table	\$95	ULW	Ultra Lightweight Top	\$190
STH	Special Table Height, (other than 29") per base.	\$150	RAD	Radius Corners for 3MM Edge	\$200 per table

HARMONY OCCASIONAL TABLE

Harmony Series features a one piece trumpet design table base with a standard powder coat finish. Choose from our large selection of laminate or wood veneer tops.


ORDERING INFORMATION

- | | |
|-----------------|--------------------------------|
| 1) Series Name | 5) Laminate / Veneer Selection |
| 2) Model Number | 6) Edge Selection |
| 3) Quantity | |

HARMONY SPECIFICATIONS
Table Top

Laminate tops available with self edge. Wood veneer tops available with wood edge.

Table Base

Table base is one-piece steel trumpet design with standard powder coat finish. Base is 17" diameter. Protective floor felt is glued to bottom.

OPTIONS

- CODE: PC18 - Polished Chrome Base (24" and 30" dia. tops)
- CODE: PC24 - Polished Chrome Base (36" dia top)

MODEL / DESCRIPTION / LIST PRICING
HARMONY OCCASIONAL TABLES -- LAMINATE OR WOOD VENEER TOP


Model Number	Base Spread	Table Top Size	Table Height	Table Top Shape	Shipping Weight	LAMINATE EDGE 2B OR 3A	WOOD VENEER EDGE 8G
HARO24D	18" dia	24" dia.	18"	round	29 lbs	\$1016	\$1457
HARO30D	18" dia	30" dia.	18"	round	29 lbs	\$1085	\$1560
HARO36D	24" dia	36" dia.	18"	round	29 lbs	\$1198	\$1652

OPTIONS

Add upcharge to list price and code to model number

PC18	Polished Chrome Base (18" base)	\$235	PC24	Polished Chrome Base (24" base)	\$310
------	---------------------------------	-------	------	---------------------------------	-------

ISLAND TABLE OF CONTENTS

Island Specifications	2
Tablet Shapes And Finishes	3
Island Fabric Placement Detail / Base Selection	4
Island Ten Pricing	5
Island Twenty Pricing	6
Island Thirty Pricing	7
Island Forty Pricing	8
Island 4-Leg Metal Base	9
Island Ottoman Pricing	10
Island Petite Pricing.....	11
Island Fabric Options	12
Complementary Cayman Occasional Tables	14



MONOCHROMATIC



TWO FABRIC OPTION

ISLAND COLLECTION

The Island Collection is fully upholstered arm chairs offered in choice of fabric featuring 4 different shell styles and choice of 5 different bases.



ISLAND TEN
4-LEG BASE



ISLAND TEN
TRUMPET BASE



ISLAND TWENTY
5-STAR CASTER BASE



ISLAND TWENTY
ARCHED CASTER BASE



ISLAND THIRTY
BRUSHED STAINLESS STEEL DISC
BASE



ISLAND FORTY
4-STAR STAINLESS STEEL BASE

ORDERING INFORMATION

To Order Please Specify:

- | | |
|-----------------|-------------------------------|
| 1) Series Name | 4) Fabric Grade & Number |
| 2) Model Number | 5) Two or Three Fabric Option |
| 3) Quantity | 6) Optional Items |

ISLAND GENERAL SPECIFICATIONS

Shell

A minimum of 20" inside seat width. All models offer 100% more back support and comfort.

Seat

2" thick high resiliency foam with a seat frame made out of hardwood with flexible webbing installed for added support and soft sit. Steel welded frame is machine screwed to wood frame for durability.

Upholstery

High resiliency foam, covered throughout by Dacron to protect final upholstery.

Metal Bases

5 bases to choose from (no tilt) :

4-leg base: 3/4" diameter fully welded steel tube frame with polished chrome finish and adjustable glides.

4-Star base: 360° swivel, brushed stainless steel construction with fixed seat height and stainless adjustable glides.

Disc metal base: 360° swivel, brushed stainless steel with fixed seat height and rubber bumpers.

5-Star base: 360° swivel, polished aluminum construction with adjustable seat height on black chrome casters.

Trumpet base: 360° polished chrome swivel with fixed seat height.

COM Fabric Testing

Due to the complexity of the upholstery process of the Island, please submit your COM for testing. A 10"x10" sample is required.

OPTIONS

- CODE: FR - CAL 133 (TB 133) Fire Retardant.
- CODE: MB - Moisture Barrier.
- CODE: SF - Powder Coat Paint Color.
- CODE: 2FO - 2 Fabric Option. When seat and back are upholstered in two different fabrics of your choice.
- CODE: 3FO - 3 Fabric Option. When seat, back and arm are upholstered in three different fabrics of your choice
- CODE: TABF() - Fixed Tablet Arm (available only on Island Forty model) (specify A, B or C, left or right arm)
- CODE: SST - Solid Surface Top
- CODE: LAM5 - Non-standard laminate for 5 or less tablets see options for upcharge
- CODE: SS5 - Non-standard Solid Surface top for 5 or less tablets

Choose from 3 Tablet Shapes:

Tablets for all modular series are available in 3 shapes, choose from the three shapes shown and specify; A, B or C and left or right (outside tablet) when ordering. Example: TABF-(A) Left - this would be a fixed shape A tablet on the left side (when seated).

Optional Solid Surface available.

Tablet orders of 5 or less:

3 standard laminate colors:

Wilsonart Black 1595-60, Formica Brite White 459-58 or Nevamar Silver Alu Metalx MXT003.

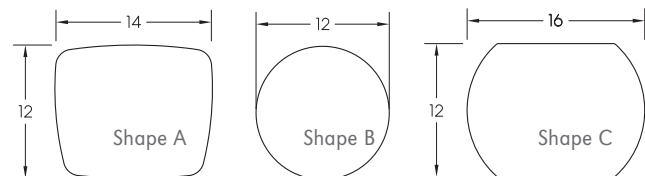
4 standard Corian colors:

Bone, Bronzite, Glacier White, and Silver Grey.



ISLAND 40* WITH TABLET ARM
*ONLY MODEL THAT OFFERS TABLET OPTION

Choose from 3 Tablet Shapes:



ISLAND 40* WITH TABLET ARM AND OTTOMAN

CHAIRS

**ISLAND COLLECTION
DIMENSIONS**



DIMENSIONS	Island Ten
Overall Height:	30"
Overall Width:	25.5"
Seat Height:	18"
Seat Width:	20"

Medium Base Width:	24"
Large Base Width:*	27.5"

*Large 4-Star Base for Island 30 and 40

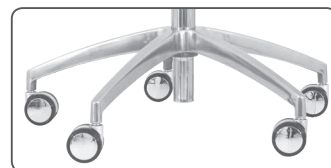
BASE SELECTION



4-Star Brushed Stainless Steel Base



Disc Brushed Stainless Steel Base



5-Star Polished Aluminum Base
w/ Casters



Polished Chrome Arched Swivel Base



Trumpet Polished Chrome Base

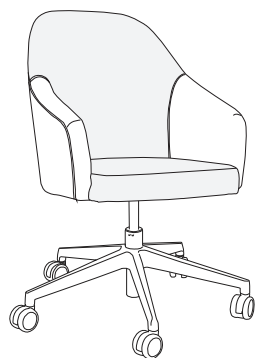


4-Leg Polished Chrome Base



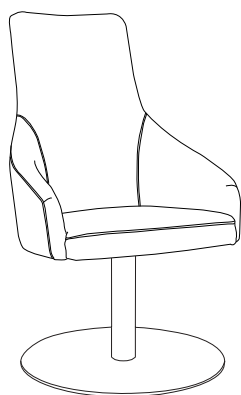
DIMENSIONS	Island Twenty
Overall Height:	30"
Overall Width:	25.5"
Seat Height:	18"
Seat Width:	20"

Base Spread:	22.5"
--------------	-------



DIMENSIONS	Island Thirty
Overall Height:	38.5" - 42"
Overall Width:	25.5"
Seat Height:	18.5"-22"
Seat Width:	20"

Base Spread:	26"
--------------	-----



DIMENSIONS	Island Forty
Overall Height:	44"
Overall Width:	25.5"
Seat Height:	18"
Seat Width:	20"

Base Spread:	17.5"
--------------	-------

DIMENSIONS	Island Ten 4-Star Base	Island Ten Disc Base	Island Ten 5-Star Base	Island Ten Trumpet Base
Seat Height:	18"	18"	18.5" - 22"	18"
Seat Width:	20"	20"	20"	20"
Seat Depth:	19.5"	19.5"	19.5"	19.5"
Overall Height:	30"	30"	30.5" - 34"	30"
Overall Width:	25.5"	25.5"	25.5"	25.5"
Overall Depth:	24"	24"	24"	24"
Qty./Wt.:	1 ea./52 lbs.	1 ea./52 lbs.	1 ea./52 lbs.	1 ea./52 lbs.



ISLAND TEN
TRUMPET BASE

Features: Closed Back

MODEL / DESCRIPTION / LIST PRICING



8602 Island Ten Swivel Club Chair / 4-Star Stainless Steel Base on Glides COM Yardage: 3.75 Yds. / Back: 1 Yds. / Seat: 1.25 Yd. / Arms: 1.5 Yds.

COM	GR1	GR2	GR3	GR4	GR5	GR6	GR7	GR8	GR9	GR10	LEA
\$1388	\$1485	\$1543	\$1606	\$1670	\$1736	\$1806	\$1878	\$1953	\$2032	\$2112	\$2498



8604 Island Ten Swivel Club Chair / Disc Stainless Steel Base COM Yardage: 3.75 Yds. / Back: 1 Yds. / Seat: 1.25 Yd. / Arms: 1.5 Yds.

COM	GR1	GR2	GR3	GR4	GR5	GR6	GR7	GR8	GR9	GR10	LEA
\$1417	\$1516	\$1576	\$1640	\$1706	\$1773	\$1844	\$1918	\$1995	\$2074	\$2158	\$2551



8605 Island Ten Arched Swivel Chair / Polished Aluminum Base w/ Casters COM Yardage: 3.75 Yds. / Back: 1 Yds. / Seat: 1.25 Yd. / Arms: 1.5 Yds.

COM	GR1	GR2	GR3	GR4	GR5	GR6	GR7	GR8	GR9	GR10	LEA
\$1388	\$1485	\$1545	\$1606	\$1670	\$1736	\$1806	\$1879	\$1953	\$2032	\$2114	\$2497



8606 Island Ten Swivel Club Chair / 5-Star Polished Aluminum Base w/ Casters COM Yardage: 3.75 Yds. / Back: 1 Yds. / Seat: 1.25 Yd. / Arms: 1.5 Yds.

COM	GR1	GR2	GR3	GR4	GR5	GR6	GR7	GR8	GR9	GR10	LEA
\$1562	\$1672	\$1737	\$1807	\$1880	\$1954	\$2033	\$2116	\$2200	\$2287	\$2379	\$2811



8608 Island Ten Swivel Club Chair / Trumpet Polished Chrome Base COM Yardage: 3.75 Yds. / Back: 1 Yds. / Seat: 1.25 Yd. / Arms: 1.5 Yds.

COM	GR1	GR2	GR3	GR4	GR5	GR6	GR7	GR8	GR9	GR10	LEA
\$1716	\$1836	\$1909	\$1985	\$2064	\$2146	\$2233	\$2322	\$2415	\$2511	\$2613	\$3088

OPTIONS

Add upcharge to list price and code to model number

FR	CAL 133 (TB 133) Fire Retardant per yard	\$90/yd.
MB	Moisture Barrier - per seat	\$125

2FO	Two fabric option	\$98
-----	-------------------	------

Fixed Tablet Arm Not Available on Island Ten

DIMENSIONS	Island Twenty 4-Star Base	Island Twenty Disc Base	Island Twenty 5-Star Base	Island Twenty Trumpet Base
Seat Height:	18"	18"	18.5" - 22"	18"
Seat Width:	20"	20"	20"	20"
Seat Depth	19.5"	19.5"	19.5"	19.5"
Overall Height:	30"	30"	30.5" - 34"	30"
Overall Width:	25.5"	25.5"	25.5"	25.5"
Overall Depth:	24"	24"	24"	24"
Qty./Wt.:	1 ea./52 lbs.	1 ea./52 lbs.	1 ea./52 lbs.	1 ea./52 lbs.



ISLAND TWENTY
ON 5-STAR CASTER BASE

Features: Open Back

MODEL / DESCRIPTION / LIST PRICING



8612 Island Twenty Swivel Club Chair / 4-Star Stainless Steel Base on Glides COM Yardage: 3.75 Yds. / Back: 1 Yds. / Seat: 1.25Yd. / Arms: 1.5 Yds.

COM	GR1	GR2	GR3	GR4	GR5	GR6	GR7	GR8	GR9	GR10	LEA
\$1476	\$1579	\$1643	\$1708	\$1776	\$1848	\$1921	\$1998	\$2079	\$2161	\$2248	\$2656



8614 Island Twenty Swivel Club Chair / Disc Stainless Steel Base COM Yardage: 3.75 Yds. / Back: 1 Yds. / Seat: 1.25 Yd. / Arms: 1.5 Yds.

COM	GR1	GR2	GR3	GR4	GR5	GR6	GR7	GR8	GR9	GR10	LEA
\$1505	\$1611	\$1675	\$1743	\$1812	\$1884	\$1960	\$2037	\$2120	\$2204	\$2292	\$2710



8615 Island Twenty Arched Swivel Chair / Polished Aluminum Base w/ Casters COM Yardage: 3.75 Yds. / Back: 1 Yds. / Seat: 1.25 Yd. / Arms: 1.5 Yds.

COM	GR1	GR2	GR3	GR4	GR5	GR6	GR7	GR8	GR9	GR10	LEA
\$1476	\$1579	\$1643	\$1708	\$1777	\$1848	\$1922	\$1998	\$2078	\$2161	\$2248	\$2656



8616 Island Twenty Swivel Club Chair / 5-Star Polished Aluminum Base w/ Casters COM Yardage: 3.75 Yds. / Back: 1 Yds. / Seat: 1.25 Yd. / Arms: 1.5 Yds.

COM	GR1	GR2	GR3	GR4	GR5	GR6	GR7	GR8	GR9	GR10	LEA
\$1658	\$1775	\$1845	\$1919	\$1996	\$2075	\$2159	\$2245	\$2335	\$2429	\$2527	\$2986



8618 Island Twenty Swivel Club Chair / Trumpet Polished Chrome Base COM Yardage: 3.75 Yds. / Back: 1 Yds. / Seat: 1.25 Yd. / Arms: 1.5 Yds.

COM	GR1	GR2	GR3	GR4	GR5	GR6	GR7	GR8	GR9	GR10	LEA
\$1923	\$2057	\$2140	\$2225	\$2314	\$2407	\$2503	\$2604	\$2706	\$2815	\$2928	\$3461

OPTIONS

Add upcharge to list price and code to model number

FR	CAL 133 (TB 133) Fire Retardant per yard	\$90/yd.
MB	Moisture Barrier - per seat	\$125

2FO	Two fabric option	\$98
3FO	Three fabric option	\$148

Fixed Tablet Arm Not Available on Island Twenty

ISLAND COLLECTION
ISLAND TEN & TWENTY
4-LEG METAL BASE


DIMENSIONS	Island Ten 4-Leg Base	Island Twenty 4-Leg Base
Seat Height:	18"	18"
Seat Width:	20"	20"
Seat Depth:	19.5"	19.5"
Overall Height:	30"	30"
Overall Width:	25.5"	25.5"
Overall Depth:	24"	28"
Qty./Wt.:	1 ea./52 lbs.	1 ea./52 lbs.



ISLAND TEN 4-LEG BASE



ISLAND TWENTY 4-LEG BASE

MODEL / DESCRIPTION / LIST PRICING

8601 Island Ten 4-Leg Polished Chrome Base

COM Yardage: 3.75 Yds. / Back: 1 Yds. / Seat: 1.25 Yd. / Arms: 1.5 Yds.

COM	GR1	GR2	GR3	GR4	GR5	GR6	GR7	GR8	GR9	GR10	LEA
\$1341	\$1433	\$1492	\$1551	\$1613	\$1678	\$1745	\$1814	\$1887	\$1962	\$2042	\$2412


8611 Island Twenty 4-Leg Polished Chrome Base

COM Yardage: 3.75 Yds. / Back: 1 Yds. / Seat: 1.25 Yd. / Arms: 1.5 Yds.

COM	GR1	GR2	GR3	GR4	GR5	GR6	GR7	GR8	GR9	GR10	LEA
\$1429	\$1529	\$1589	\$1654	\$1720	\$1789	\$1861	\$1935	\$2012	\$2093	\$2176	\$2572

OPTIONS

Add upcharge to list price and code to model number

FR	CAL 133 (TB 133) Fire Retardant per yard	\$90/yd.
MB	Moisture Barrier - per seat	\$125
SF	Powder Coat paint color	\$48

2FO	Two fabric option	\$98
3FO	Three fabric option	\$148

Fixed Tablet Arm Not Available on Island Ten or Twenty

DIMENSIONS	Island Thirty 4-Star Base	Island Thirty Disc Base	Island Thirty 5-Star Base	Island Thirty Trumpet Base
Seat Height:	18"	18"	18.5" - 22"	18"
Seat Width:	20"	20"	20"	20"
Seat Depth	19.5"	19.5"	19.5"	19.5"
Overall Height:	38"	38"	38.5" - 42"	38"
Overall Width:	25.5"	25.5"	25.5"	25.5"
Overall Depth:	28"	28"	28"	28"
Qty./Wt.:	1 ea./52 lbs.	1 ea./52 lbs.	1 ea./52 lbs.	1 ea./52 lbs.



ISLAND THIRTY
4-STAR STAINLESS STEEL BASE

Features: Tall Back

MODEL / DESCRIPTION / LIST PRICING



8622 Island Thirty Swivel Club Chair / 4-Star Stainless Steel Base on Glides COM Yardage: 4 Yds. / Back: 1.5 Yds. / Seat: 1.25 Yd. / Arms: 1.25 Yds.

COM	GR1	GR2	GR3	GR4	GR5	GR6	GR7	GR8	GR9	GR10	LEA
\$1716	\$1836	\$1909	\$1985	\$2064	\$2146	\$2233	\$2322	\$2415	\$2511	\$2613	\$3088



8624 Island Thirty Swivel Club Chair / Disc Stainless Steel Base COM Yardage: 4 Yds. / Back: 1.5 Yds. / Seat: 1.25 Yd. / Arms: 1.25 Yds.

COM	GR1	GR2	GR3	GR4	GR5	GR6	GR7	GR8	GR9	GR10	LEA
\$1745	\$1867	\$1941	\$2019	\$2099	\$2183	\$2272	\$2362	\$2457	\$2555	\$2657	\$3140



8626 Island Thirty Swivel Club Chair / 5-Star Polished Aluminum Base w/ Casters COM Yardage: 4 Yds. / Back: 1.5 Yds. / Seat: 1.25 Yd. / Arms: 1.25 Yds.

COM	GR1	GR2	GR3	GR4	GR5	GR6	GR7	GR8	GR9	GR10	LEA
\$1997	\$2136	\$2221	\$2312	\$2403	\$2499	\$2600	\$2703	\$2811	\$2924	\$3041	\$3595



8628 Island Thirty Swivel Club Chair / Trumpet Polished Chrome Base COM Yardage: 3.75 Yds. / Back: 2.5 Yds. / Seat: 1.25 Yd.

COM	GR1	GR2	GR3	GR4	GR5	GR6	GR7	GR8	GR9	GR10	LEA
\$2163	\$2313	\$2406	\$2503	\$2603	\$2705	\$2814	\$2927	\$3043	\$3166	\$3293	\$3891

OPTIONS

Add upcharge to list price and code to model number

FR	CAL 133 (TB 133) Fire Retardant per yard	\$90/yd.
MB	Moisture Barrier - per seat	\$125

2FO	Two fabric option	\$98
3FO	Three fabric option	\$148

Fixed Tablet Arm Not Available on Island Thirty

DIMENSIONS	Island Forty 4-Star Base	Island Forty Disc Base	Island Forty 5-Star Base
Seat Height:	18"	18"	18.5" - 22"
Seat Width:	20"	20"	20"
Seat Depth	19.5"	19.5"	19.5"
Overall Height:	44"	44"	44.5" - 47"
Overall Width:	25.5"	25.5"	25.5"
Overall Depth:	28"	28"	28"
Qty./Wt.:	1 ea./52 lbs.	1 ea./52 lbs.	1 ea./52 lbs.



ISLAND FORTY
4-STAR STAINLESS STEEL BASE ON GLIDES /
OPTIONAL TABLET ARM

Features: Extra Slim Tall Back

MODEL / DESCRIPTION / LIST PRICING



8632 Island Forty Swivel Club Chair / 4-Star Stainless Steel Base on Glides COM Yardage: 4.25 Yds. / Back: 1.5 Yds. / Seat: 1.25 Yd. / Arms: 1.5 Yds.

COM	GR1	GR2	GR3	GR4	GR5	GR6	GR7	GR8	GR9	GR10	LEA
\$1730	\$1851	\$1925	\$2003	\$2083	\$2166	\$2253	\$2344	\$2436	\$2534	\$2635	\$3115



8634 Island Forty Swivel Club Chair / Disc Stainless Steel Base COM Yardage: 4.25 Yds. / Back: 1.5 Yds. / Seat: 1.25 Yd. / Arms: 1.5 Yds.

COM	GR1	GR2	GR3	GR4	GR5	GR6	GR7	GR8	GR9	GR10	LEA
\$1760	\$1882	\$1958	\$2036	\$2119	\$2203	\$2291	\$2383	\$2478	\$2578	\$2680	\$3169



8636 Island Forty Swivel Club Chair / 5-Star Polished Aluminum Base w/ Casters COM Yardage: 4.25 Yds. / Back: 1.5 Yds. / Seat: 1.25 Yd. / Arms: 1.5 Yds.

COM	GR1	GR2	GR3	GR4	GR5	GR6	GR7	GR8	GR9	GR10	LEA
\$2019	\$2159	\$2245	\$2335	\$2430	\$2527	\$2627	\$2733	\$2842	\$2955	\$3074	\$3633

Trumpet Base not available on Island Forty

OPTIONS

Add upcharge to list price and code to model number

FR	CAL 133 (TB 133) Fire Retardant per yard	\$90/yd.
MB	Moisture Barrier - per seat	\$125
2FO	Two fabric option	\$98
3FO	Three fabric option	\$148

TABF(-)	Fixed Tablet (specify A, B or C, left or right arm)	\$495
SST	Solid Surface Tablet - add to tablet option	\$125
LAM5	Non-standard laminate (5 tablets or less)	\$250 ea. tablet
SS5	Non-standard Solid Surface (5 tablets or less)	Call For Quote

DIMENSIONS	Island Ottoman
Overall Width:	20.5"
Overall Depth:	20"
Overall Height:	16"
Qty./Wt.:	1 ea./32 lbs.



ISLAND FORTY
4-STAR STAINLESS STEEL BASE ON GLIDES /
COMPLEMENTED WITH ISLAND OTTOMAN



ISLAND OTTOMAN
4-STAR STAINLESS STEEL BASE

MODEL / DESCRIPTION / LIST PRICING



8640 Island Ottoman / 4-Star Stainless Steel Fixed Base on Glides

COM Yardage: 1.5 Yds.

COM	GR1	GR2	GR3	GR4	GR5	GR6	GR7	GR8	GR9	GR10	LEA
\$1121	\$1198	\$1246	\$1296	\$1348	\$1402	\$1458	\$1517	\$1577	\$1640	\$1706	\$2017



8642 Island Ottoman / Disc Stainless Steel Fixed Base

COM Yardage: 1.5 Yds.

COM	GR1	GR2	GR3	GR4	GR5	GR6	GR7	GR8	GR9	GR10	LEA
\$1153	\$1234	\$1283	\$1334	\$1388	\$1443	\$1501	\$1561	\$1623	\$1688	\$1756	\$2074



8644 Island Ottoman / Trumpet Polished Chrome Base (Swivel)

COM Yardage: 1.5 Yds.

COM	GR1	GR2	GR3	GR4	GR5	GR6	GR7	GR8	GR9	GR10	LEA
\$1273	\$1361	\$1417	\$1473	\$1533	\$1594	\$1657	\$1723	\$1793	\$1865	\$1939	\$2291

OPTIONS

Add upcharge to list price and code to model number

FR	CAL 133 (TB 133) Fire Retardant per yard	\$90/yd.
MB	Moisture Barrier - per seat	\$125

2FO	Two fabric option	\$98
3FO	Three fabric option	\$148

HURRY!
QUANTITIES
LIMITED!



ISLAND PETITE SWIVEL CHAIR
 BLACK GLOSS BASE

ISLAND PETITE

Island Petite is a fully upholstered arm chair offered in choice of fabric on a polished chrome, black or white swivel trumpet base.

*Trumpet Base also available in
 Black Gloss or White Gloss - Limited Stock!*

**DRASTICALLY
 REDUCED**

ORDERING INFORMATION

To Order Please Specify:

- | | |
|-----------------|--------------------------|
| 1) Series Name | 4) Fabric Grade & Number |
| 2) Model Number | 5) Optional Items |
| 3) Quantity | 6) Base Color |

ISLAND GENERAL SPECIFICATIONS

Shell

Curved fabricated plywood shell is 2" thick all around. Foam is glued over plywood and fiber dacron is applied all over before upholstery.

Upholstery

Island upholstered back and arms are upholstered over 1" foam. Seat and back can be upholstered with choice of fabric, vinyl, crypton, leather or approved COM.

Seat

2" foam and fiber dacron is applied before upholstery.
 Seat swivels 360°

Base

Trumpet base: 360° swivel with fixed height. One piece steel with **polished chrome, black or white standard finish**. Base diameter is 17.5", with optional powder coat finishes available.

COLORS / FINISHES

Trumpet Base Finish Colors:

Standard polished chrome or black/white gloss powder coat color.
 Optional powder coat colors available.

OPTIONS

- CODE: FR - CAL 133 (TB 133) Fire Retardant.
- CODE: MB - Moisture Barrier.
- CODE: SF - Powder Coat Color.
- CODE: WTB - White Gloss Trumpet Swivel Base.
- CODE: BTB - Black Gloss Trumpet Swivel Base.
- CODE: 2FO - 2 Fabric Option. When seat and back are upholstered in two different fabrics of your choice.
- CODE: 3FO - 3 Fabric Option. When seat, back and arm are upholstered in three different fabrics of your choice.

DIMENSIONS	Island Petite
Seat Width:	18"
Seat Depth:	18"
Seat Height:	18.5"
Back Height:	30"
Overall Width:	23"
Overall Depth:	23"
Qty./Wt.:	1 ea./40 lbs.

MODEL / DESCRIPTION / LIST PRICING



858 Swivel Club Chair on Trumpet Base

COM Yardage: 2.5 Yds. / Back: 1.5 Yds. / Seat: 1 Yd.

COM	GR1	GR2	GR3	GR4	GR5	GR6	GR7	GR8	GR9	GR10	LEA
\$919	\$983	\$1022	\$1064	\$1106	\$1150	\$1196	\$1244	\$1294	\$1345	\$1400	\$1654

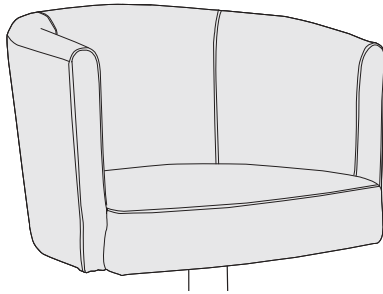
OPTIONS

Add upcharge to list price and code to model number

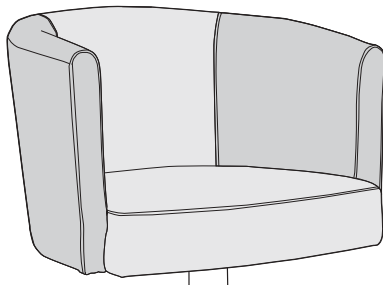
FR	CAL 133 (TB 133) Fire Retardant per yard	\$90/yd.
MB	Moisture Barrier - per seat	\$125
2FO	Two fabric option	\$98
3FO	Three fabric option	\$148

SF	Powder Coat Color - Trumpet Swivel Base	\$65
WTB	White Gloss - Trumpet Swivel Base	No Charge
BTB	Black Gloss - Trumpet Swivel Base	No Charge

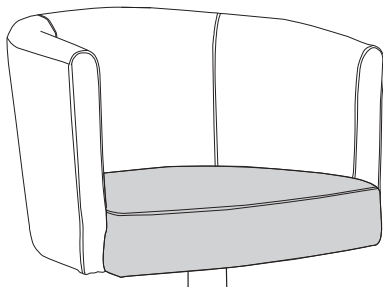
ISLAND TEN



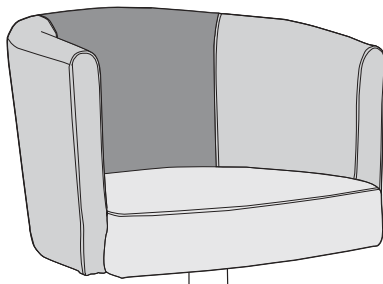
MONOCHROMATIC FABRIC



TWO-TONE FABRIC 1

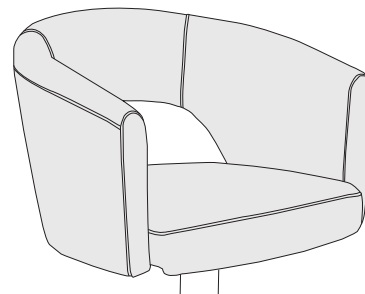


TWO-TONE FABRIC 2

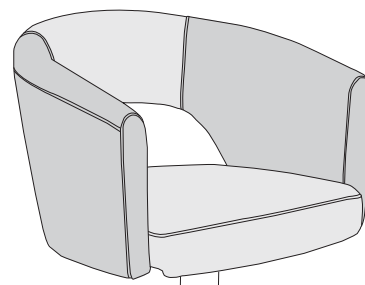


THREE-TONE FABRIC 1

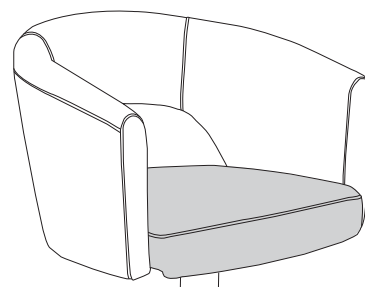
ISLAND TWENTY



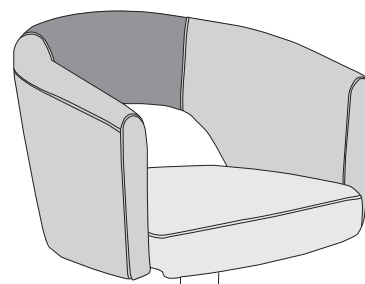
MONOCHROMATIC FABRIC



TWO-TONE FABRIC 1

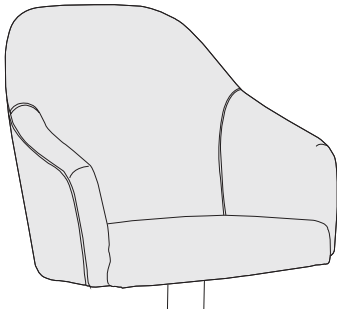


TWO-TONE FABRIC 2

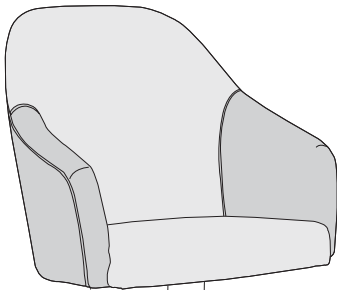


THREE-TONE FABRIC 1

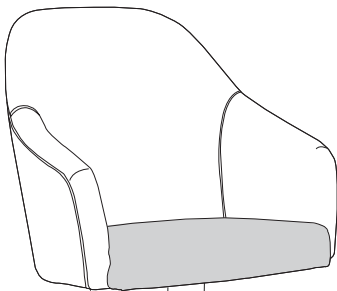
ISLAND THIRTY



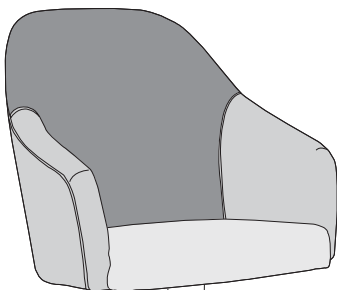
MONOCHROMATIC FABRIC



TWO-TONE FABRIC 1

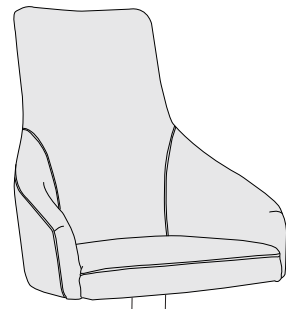


TWO-TONE FABRIC 2

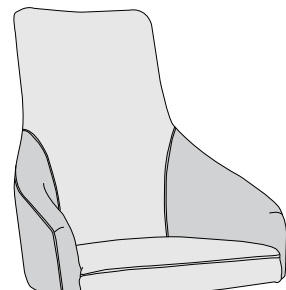


THREE-TONE FABRIC 1

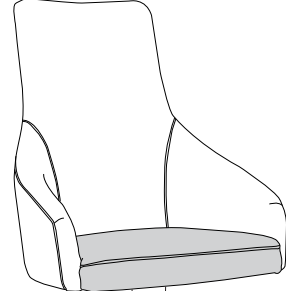
ISLAND FORTY



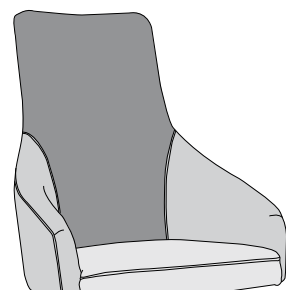
MONOCHROMATIC FABRIC



TWO-TONE FABRIC 1



TWO-TONE FABRIC 2



THREE-TONE FABRIC 1



JACKSON TABLE OF CONTENTS

Jackson Metal Specifications	2
Jackson Metal Fabric Placement Detail	3
Jackson Metal Metal Swivel Base	4
Jackson Metal Fixed Ottoman	8
Jackson Wood Specifications	10
Jackson Wood Fabric Placement Detail	11
Jackson Wood Wood Frame Base	12
Wood Frame Ottomans	16

JACKSON METAL COLLECTION

The Jackson is a perfect fit for collaborative lounge settings • It is a combination of contemporary and transitional styling, comfort and privacy with a 4-star metal swivel base.



JACKSON TEN



JACKSON TWENTY



JACKSON THIRTY



JACKSON FORTY

ORDERING INFORMATION

To Order Please Specify:

- | | |
|--------------------------|-------------------------------|
| 1) Series Name | 5) Tablet Left or Right |
| 2) Model Number | 6) Optional Items |
| 3) Quantity | 7) Upholstery Vertical Detail |
| 4) Fabric Grade & Number | 8) Two or Three Fabric Option |

JACKSON GENERAL SPECIFICATIONS

Shell

Curved fabricated plywood shell is 2" thick all around. Foam is glued over plywood and fiber dacron on seat is applied.

Upholstery

Jackson upholstered back and arms are upholstered over 2" foam. Vertical stitching comes standard. Seat and back can be upholstered with choice of fabric, vinyl, crypton, leather or approved COM.

Seat

5" thick, no-sag spring installed.

Base

- Swivel 4-star base in stainless steel with adjustable glides.
- Base spread is 27.5"

Chair function

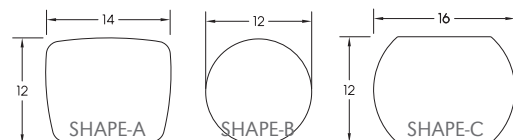
- Swivel 360°
- No tilt or height adjustment available.

TABLET SHAPES

Choose from 3 Tablet Shapes:

Tablets for all modular series are available in 3 shapes, choose from the three shapes shown and specify; A, B or C and left or right (outside tablet) when ordering. Example: TABF-(A) Left - this would be a fixed shape A tablet on the left side (when seated).

Optional Solid Surface available.



OPTIONS

- CODE: FR - CAL 133 (TB 133) Fire Retardant.
- CODE: MB - Moisture Barrier.
- CODE: 2FO - 2 Fabric Option. When seat and back are upholstered in two different fabrics of your choice.
- CODE: 3FO - Three Fabric Option.
- CODE: TAB-(_) - Swivel Tablet (shape A, B or C, left or right arm).
- CODE: TABR1-(_) - Removable Tablet (shape A, B or C, left or right arm).
- CODE: TABR2-(_) - Removable Tablet (shape A, B or C, hardware both arms).
- CODE: SWTA - Swinging Tablet Arm
- CODE: SST - Solid Surface Top
- CODE: LAM5 - Non-standard laminate for 5 or less tablets
see options for upcharge
- CODE: SS5 - Non-standard Solid Surface top for 5 or less tablets

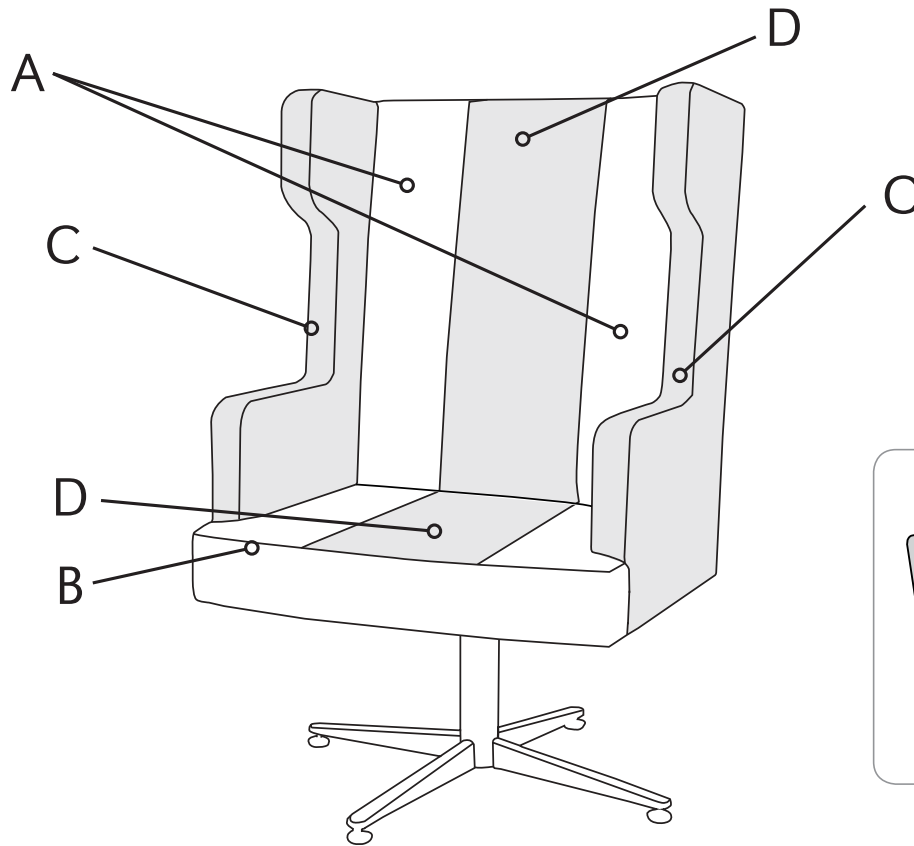
Tablet orders of 5 or less:

3 standard laminate colors:

Wilsonart Black 1595-60, Formica Brite White 459-58 or Nevamar Silver Alu Metalx MXT003.

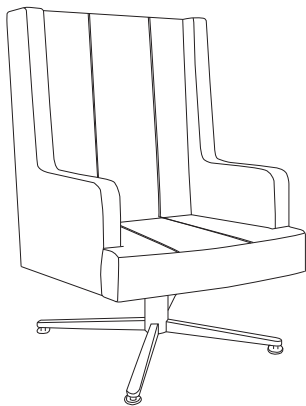
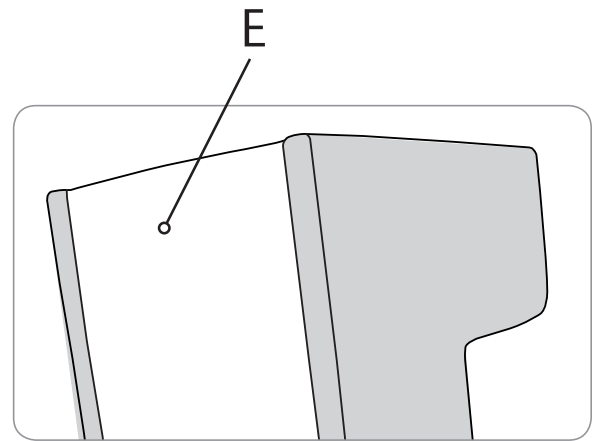
4 standard Corian colors:

Bone, Bronzite, Glacier White, and Silver Grey.

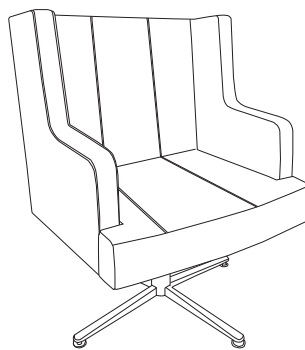


- A - chair back
- B - seat
- C - arms
- D - center stripe
- E - back of chair

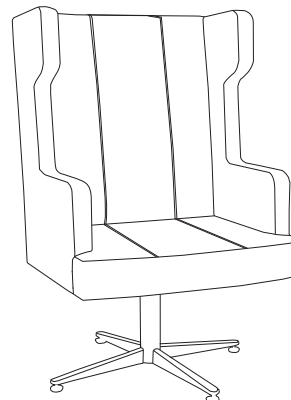
*For multiple fabric options,
please specify placement of
fabric for each area



JACKSON TEN
HIGH BACK



JACKSON TWENTY
MID BACK



JACKSON THIRTY
HIGH BACK



JACKSON FORTY
HIGH BACK

DIMENSIONS	Jackson Ten High Back Metal Base*	Jackson Ten Mid Back Metal Base*
Seat Height:	17.75"	17.75"
Arm Height:	25"	25"
Overall Height:	44.5"	36"
Inside Seat Width:	22"	22"
Seat Depth:	19.75"	19.75"
Overall Width:	27"	27"
Overall Depth:	28"	28"
Qty./Wt.:	1 ea./55 lbs.	1 ea./52 lbs.



JACKSON TEN HIGH BACK
METAL BASE

MODEL / DESCRIPTION / LIST PRICING



5622 Jackson Ten High Back / Metal Swivel Base

COM	GR1	GR2	GR3	GR4	GR5	GR6	GR7	GR8	GR9	GR10	LEA
\$1943	\$2080	\$2163	\$2249	\$2339	\$2433	\$2530	\$2631	\$2736	\$2846	\$2959	\$3498

Solid Color Seat/Back	
Arms	3 Yds.
Back	1.5 Yds.
Seat	1.5 Yds.
COM	6 Yds.

2/3 Tone Seat/Back	
Arms	3 Yds.
Back	1.25 Yds.
Seat	1.25 Yds.
2nd Fabric	1 Yd.
COM	6.5 Yds.



5624 Jackson Ten Mid Back / Metal Swivel Base

COM	GR1	GR2	GR3	GR4	GR5	GR6	GR7	GR8	GR9	GR10	LEA
\$1827	\$1954	\$2033	\$2114	\$2199	\$2287	\$2378	\$2473	\$2572	\$2675	\$2782	\$3287

Solid Color Seat/Back	
Arms	3 Yds.
Back	1.5 Yds.
Seat	1.5 Yds.
COM	6 Yds.

2/3 Tone Seat/Back	
Arms	3 Yds.
Back	1.25 Yds.
Seat	1.25 Yds.
2nd Fabric	1 Yd.
COM	6.5 Yds.

OPTIONS

Add upcharge to list price and code to model number

FR	CAL 133 (TB 133) Fire Retardant per yard	\$90/yd.
MB	Moisture Barrier - per seat	\$125
2FO	Two fabric option	\$98
3FO	Three fabric option	\$148
TAB-(_)	Swivel Tablet (specify A, B or C, left or right arm)	\$395
TABR1-(_)	Removable Tablet (specify A, B or C, left or right arm)	\$470

TABR2-(_)	Removable Tablet (specify A, B or C both arm openings)	\$570
SWTA	Swinging Tablet Arm	\$295
SST	Solid Surface Tablet - add to tablet option	\$125
LAM5	Non-standard laminate (5 tablets or less)	\$250 ea. tablet
SS5	Non-standard Solid Surface (5 tablets or less)	Call For Quote

JACKSON COLLECTION METAL SWIVEL BASE

DIMENSIONS	Jackson Twenty High Back Metal Base*	Jackson Twenty Mid Back Metal Base*
Seat Height:	17.75"	17.75"
Arm Height:	25"	25"
Overall Height:	44.5"	36"
Inside Seat Width:	22"	22"
Seat Depth:	19.75"	19.75"
Overall Width:	27"	27"
Overall Depth:	28"	28"
Qty./Wt.:	1 ea./55 lbs.	1 ea./52 lbs.



JACKSON TWENTY HIGH BACK /
METAL SWIVEL BASE / TABLET ARM

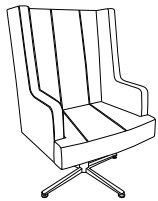


JACKSON TWENTY MID BACK /
METAL SWIVEL BASE

Note:

- Tablet orders of 5 or less - choice of 3 standard laminate colors: black, white and silver.
- Tablet orders of 6 or more - any choice standard laminate colors.

MODEL / DESCRIPTION / LIST PRICING



5626 Jackson Twenty High Back / Metal Swivel Base

COM	GR1	GR2	GR3	GR4	GR5	GR6	GR7	GR8	GR9	GR10	LEA
\$1969	\$2106	\$2191	\$2278	\$2370	\$2464	\$2563	\$2665	\$2772	\$2883	\$2998	\$3544

Solid Color Seat/Back	
Arms	3 Yds.
Back	1.5 Yds.
Seat	1.5 Yds.
COM	6 Yds.

2/3 Tone Seat/Back	
Arms	3 Yds.
Back	1.25 Yds.
Seat	1.25 Yds.
2nd Fabric	1 Yd.
COM	6.5 Yds.



5628 Jackson Twenty Mid Back / Metal Swivel Base

COM	GR1	GR2	GR3	GR4	GR5	GR6	GR7	GR8	GR9	GR10	LEA
\$1851	\$1981	\$2059	\$2142	\$2228	\$2316	\$2409	\$2506	\$2606	\$2710	\$2819	\$3331

Solid Color Seat/Back	
Arms	3 Yds.
Back	1.5 Yds.
Seat	1.5 Yds.
COM	6 Yds.

2/3 Tone Seat/Back	
Arms	3 Yds.
Back	1.25 Yds.
Seat	1.25 Yds.
2nd Fabric	1 Yd.
COM	6.5 Yds.

OPTIONS

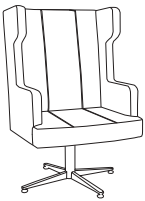
Add upcharge to list price and code to model number

FR	CAL 133 (TB 133) Fire Retardant per yard	\$90/yd.
MB	Moisture Barrier - per seat	\$125
2FO	Two fabric option	\$98
3FO	Three fabric option	\$148
TAB-(_)	Swivel Tablet (specify A, B or C, left or right arm)	\$395
TABR1-(_)	Removable Tablet (specify A, B or C, left or right arm)	\$470

TABR2-(_)	Removable Tablet (specify A, B or C both arm openings)	\$570
SWTA	Swinging Tablet Arm	\$295
SST	Solid Surface Tablet - add to tablet option	\$125
LAM5	Non-standard laminate (5 tablets or less)	\$250 ea. tablet
SS5	Non-standard Solid Surface (5 tablets or less)	Call For Quote

DIMENSIONS	Jackson Thirty High Back Metal Base*	Jackson Thirty Mid Back Metal Base*
Seat Height:	17.75"	17.75"
Arm Height:	25"	25"
Overall Height:	44.5"	36"
Inside Seat Width:	22"	22"
Seat Depth:	19.75"	19.75"
Overall Width:	27"	27"
Overall Depth:	28"	28"
Qty./Wt.:	1 ea./55 lbs.	1 ea./52 lbs.


 JACKSON THIRTY HIGH BACK
 METAL SWIVEL BASE

MODEL / DESCRIPTION / LIST PRICING

5630 Jackson Thirty High Back / Metal Swivel Base

COM	GR1	GR2	GR3	GR4	GR5	GR6	GR7	GR8	GR9	GR10	LEA
\$1989	\$2129	\$2214	\$2302	\$2394	\$2490	\$2590	\$2693	\$2801	\$2912	\$3029	\$3581

Solid Color Seat/Back	
Arms	3 Yds.
Back	1.5 Yds.
Seat	1.5 Yds.
COM	6 Yds.

2/3 Tone Seat/Back	
Arms	3 Yds.
Back	1.25 Yds.
Seat	1.25 Yds.
2nd Fabric	1 Yd.
COM	6.5 Yds.


5632 Jackson Thirty Mid Back / Metal Swivel Base

COM	GR1	GR2	GR3	GR4	GR5	GR6	GR7	GR8	GR9	GR10	LEA
\$1870	\$2001	\$2081	\$2165	\$2251	\$2341	\$2435	\$2532	\$2633	\$2738	\$2848	\$3366

Solid Color Seat/Back	
Arms	3 Yds.
Back	1.5 Yds.
Seat	1.5 Yds.
COM	6 Yds.

2/3 Tone Seat/Back	
Arms	3 Yds.
Back	1.25 Yds.
Seat	1.25 Yds.
2nd Fabric	1 Yd.
COM	6.5 Yds.

OPTIONS

Add upcharge to list price and code to model number

FR	CAL 133 (TB 133) Fire Retardant per yard	\$90/yd.
MB	Moisture Barrier - per seat	\$125
2FO	Two fabric option	\$98
3FO	Three fabric option	\$148
TAB-(_)	Swivel Tablet (specify A, B or C, left or right arm)	\$395
TABR1-(_)	Removable Tablet (specify A, B or C, left or right arm)	\$470

TABR2-(_)	Removable Tablet (specify A, B or C both arm openings)	\$570
SWTA	Swinging Tablet Arm	\$295
SST	Solid Surface Tablet - add to tablet option	\$125
LAM5	Non-standard laminate (5 tablets or less)	\$250 ea. tablet
SS5	Non-standard Solid Surface (5 tablets or less)	Call For Quote

DIMENSIONS	Jackson Forty High Back Metal Base*	Jackson Forty Mid Back Metal Base*
Seat Height:	17.75"	17.75"
Arm Height:	25"	25"
Overall Height:	44.5"	36"
Inside Seat Width:	22"	22"
Seat Depth:	19.75"	19.75"
Overall Width:	27"	27"
Overall Depth:	28"	28"
Qty./Wt.:	1 ea./55 lbs.	1 ea./52 lbs.



JACKSON FORTY HIGH BACK
METAL SWIVEL BASE

MODEL / DESCRIPTION / LIST PRICING



5634 Jackson Forty High Back / Metal Swivel Base

COM	GR1	GR2	GR3	GR4	GR5	GR6	GR7	GR8	GR9	GR10	LEA
\$2010	\$2151	\$2237	\$2326	\$2419	\$2516	\$2616	\$2721	\$2830	\$2943	\$3061	\$3618

Solid Color Seat/Back	
Arms	3 Yds.
Back	1.5 Yds.
Seat	1.5 Yds.
COM	6 Yds.

2/3 Tone Seat/Back	
Arms	3 Yds.
Back	1.25 Yds.
Seat	1.25 Yds.
2nd Fabric	1 Yd.
COM	6.5 Yds.



5636 Jackson Forty Mid Back / Metal Swivel Base

COM	GR1	GR2	GR3	GR4	GR5	GR6	GR7	GR8	GR9	GR10	LEA
\$1889	\$2021	\$2102	\$2185	\$2273	\$2364	\$2458	\$2557	\$2659	\$2765	\$2875	\$3400

Solid Color Seat/Back	
Arms	3 Yds.
Back	1.5 Yds.
Seat	1.5 Yds.
COM	6 Yds.

2/3 Tone Seat/Back	
Arms	3 Yds.
Back	1.25 Yds.
Seat	1.25 Yds.
2nd Fabric	1 Yd.
COM	6.5 Yds.

OPTIONS

Add upcharge to list price and code to model number

FR	CAL 133 (TB 133) Fire Retardant per yard	\$90/yd.
MB	Moisture Barrier - per seat	\$125
2FO	Two fabric option	\$98
3FO	Three fabric option	\$148
TAB-(_)	Swivel Tablet (specify A, B or C, left or right arm)	\$395
TABR1-(_)	Removable Tablet (specify A, B or C, left or right arm)	\$470

TABR2-(_)	Removable Tablet (specify A, B or C both arm openings)	\$570
SWTA	Swinging Tablet Arm	\$295
SST	Solid Surface Tablet - add to tablet option	\$125
LAM5	Non-standard laminate (5 tablets or less)	\$250 ea. tablet
SS5	Non-standard Solid Surface (5 tablets or less)	Call For Quote

DIMENSIONS	Jackson Ottoman
Seat Height:	16"
Overall Width:	23"
Overall Depth:	20"
Qty./Wt.:	1 ea./40 lbs.



OTTOMAN 4-STAR METAL FIXED BASE


 OTTOMAN 4-STAR METAL FIXED BASE /
 2 FABRIC OPTION

MODEL / DESCRIPTION / LIST PRICING



5638 Jackson Ottoman 4-Star Metal Fixed Base

COM Yardage: 1 Yd. / Seat: 1 Yd.

COM	GR1	GR2	GR3	GR4	GR5	GR6	GR7	GR8	GR9	GR10	LEA
\$1069	\$1143	\$1189	\$1237	\$1286	\$1339	\$1392	\$1448	\$1505	\$1565	\$1628	\$1924

COM Yardage (one color)	COM Yardage (2/3 colors)
1.25 Yd.	Call


 JACKSON 20 HIGH BACK 2 FABRIC
 OPTION W/ FIXED METAL BASE OTTOMAN

OPTIONS

Add upcharge to list price and code to model number

FR	CAL 133 (TB 133) Fire Retardant per yard	\$90/yd.
MB	Moisture Barrier - per ottoman	\$125
2FO	Two fabric option	\$98

3FO	Three Fabric Upholstery	\$148
SF	Powder Coat Color	\$65

CAYMAN occasional TABLES



SQUARE END TABLE



OVAL END TABLE



END TABLE WITH 4" RADIUS CORNERS



ROUND END TABLE

WE SUGGEST THE CAYMAN OCCASIONAL TABLES TO GO
WITH THE JACKSON METAL COLLABORATIVE SEATING.

PLEASE REFER TO THE OCCASIONAL TABLES SECTION
OF THE PRICE LIST FOR DIMENSIONS & PRICING.

JACKSON WOOD COLLECTION

The Jackson is a perfect fit for collaborative lounge settings • It is a combination of contemporary and transitional styling, comfort and privacy.



JACKSON TEN
HIGH BACK WOOD FRAME BASE



JACKSON TWENTY
HIGH BACK WOOD FRAME BASE



JACKSON THIRTY
HIGH BACK WOOD FRAME BASE



JACKSON FORTY
MID BACK WOOD FRAME BASE

ORDERING INFORMATION
To Order Please Specify:

- | | |
|-----------------|-------------------------------|
| 1) Series Name | 5) Fabric Grade & Number |
| 2) Model Number | 6) Optional Items |
| 3) Quantity | 7) Upholstery Vertical Detail |
| 4) Finish | |

JACKSON GENERAL SPECIFICATIONS
Shell

Curved fabricated plywood shell is 2" thick all around. Foam is glued over plywood and fiber dacron on seat is applied.

Upholstery

Jackson upholstered back and arms are upholstered over 2" foam.

Vertical stitching comes standard back and seat. Seat and back can be upholstered with choice of fabric, vinyl, crypton, leather or approved COM.

Seat

5" thick, no-sag spring installed.

Base

- Fixed wood frame base; 4-legged in stained maple.

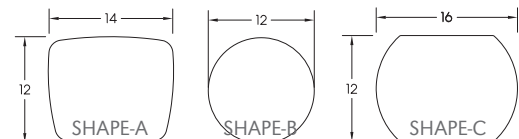
COLORS / FINISHES
Base Finish Colors:

Maple wood base in standard wood stain colors

TABLET SHAPES
Choose from 3 Tablet Shapes:

Tablets for all modular series are available in 3 shapes, choose from the three shapes shown and specify; A, B or C and left or right (outside tablet) when ordering. Example: TABF-(A) Left - this would be a fixed shape A tablet on the left side (when seated).

Optional Solid Surface available.


OPTIONS

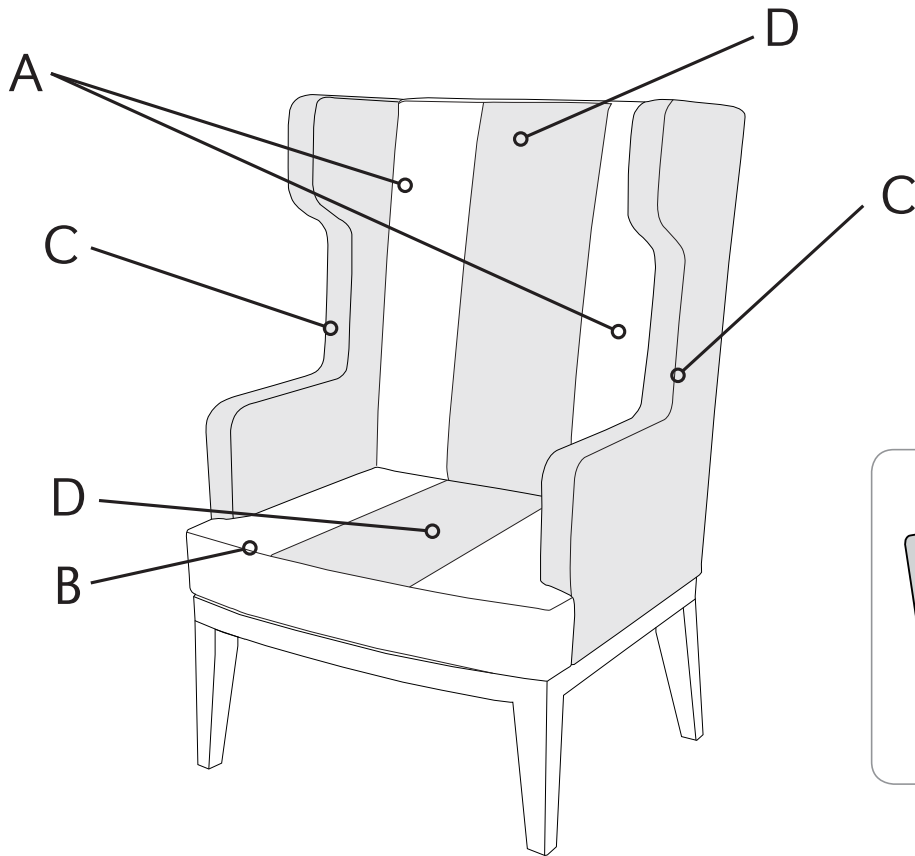
- CODE: FR - CAL 133 (TB 133) Fire Retardant.
- CODE: MB - Moisture Barrier.
- CODE: 2FO - 2 Fabric Option. When seat, back and arm are upholstered in two different fabrics of your choice.
- CODE: 3FO - Three Fabric Option. When seat, back and arm are upholstered in three different fabrics of your choice.
- CODE: TAB() - Swivel Tablet (shape A, B or C, left or right arm).
- CODE: TABR1() - Removable Tablet (shape A, B or C, left or right arm).
- CODE: TABR2() - Removable Tablet (shape A, B or C, hardware both arms).
- CODE: SWTA - Swinging Tablet Arm
- CODE: SST - Solid Surface Top
- CODE: LAM5 - Non-standard laminate for 5 or less tablets
see options for upcharge
- CODE: SS5 - Non-standard Solid Surface top for 5 or less tablets

Tablet orders of 5 or less:
3 standard laminate colors:

Wilsonart Black 1595-60, Formica Brite White 459-58 or Nevamar Silver Alu Metalx MXT003.


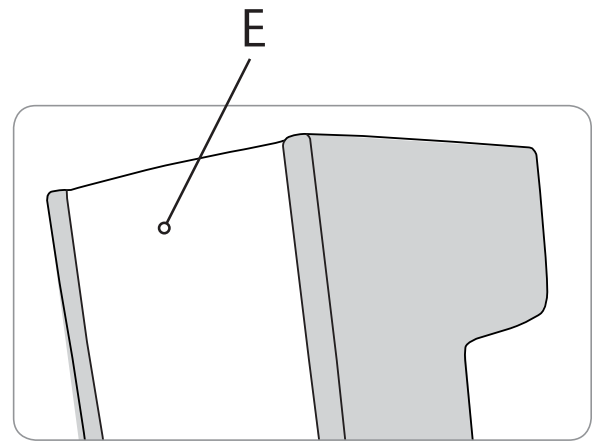
4 standard Corian colors:

Bone, Bronzite, Glacier White, and Silver Grey.




- A - chair back
- B - seat
- C - arms
- D - center stripe
- E - back of chair


*For multiple fabric options,
please specify placement of
fabric for each area




JACKSON TEN
HIGH BACK



JACKSON TWENTY
MID BACK



JACKSON THIRTY
HIGH BACK



JACKSON FORTY
HIGH BACK

DIMENSIONS	Jackson Ten High Back Wood Frame Base	Jackson Ten Mid Back Wood Frame Base
Seat Height:	17.75"	17.75"
Arm Height:	25"	25"
Overall Height:	44.5"	36"
Inside Seat Width:	22"	22"
Seat Depth:	19.75"	19.75"
Overall Width:	27"	27"
Overall Depth:	28"	28"
Qty./Wt.:	1 ea./55 lbs.	1 ea./52 lbs.



JACKSON TEN HIGH BACK


JACKSON TEN MID BACK / TABLET C
OPTION / TWO FABRIC OPTION

MODEL / DESCRIPTION / LIST PRICING




5600 Jackson Ten High Back / Wood Frame Base

COM	GR1	GR2	GR3	GR4	GR5	GR6	GR7	GR8	GR9	GR10	LEA
\$2401	\$2569	\$2672	\$2778	\$2890	\$3005	\$3126	\$3250	\$3381	\$3516	\$3657	\$4322

Solid Color Seat/Back	
Arms	3 Yds.
Back	1.5 Yds.
Seat	1.5 Yds.
COM	6 Yds.

2/3 Tone Seat/Back	
Arms	3 Yds.
Back	1.25 Yds.
Seat	1.25 Yds.
2nd Fabric	1 Yd.
COM	6.5 Yds.



5602 Jackson Ten Mid Back / Wood Frame Base

COM	GR1	GR2	GR3	GR4	GR5	GR6	GR7	GR8	GR9	GR10	LEA
\$2172	\$2324	\$2418	\$2514	\$2615	\$2720	\$2827	\$2941	\$3059	\$3181	\$3308	\$3910

Solid Color Seat/Back	
Arms	3 Yds.
Back	1.5 Yds.
Seat	1.5 Yds.
COM	6 Yds.

2/3 Tone Seat/Back	
Arms	3 Yds.
Back	1.25 Yds.
Seat	1.25 Yds.
2nd Fabric	1 Yd.
COM	6.5 Yds.

Tablet Note:

- Tablet orders of 5 or less - choice of 3 standard laminate colors:
- Tablet orders of 6 or more - any choice standard laminate colors.

black, white and silver.

OPTIONS

Add upcharge to list price and code to model number

FR	CAL 133 (TB 133) Fire Retardant per yard	\$90/yd.
MB	Moisture Barrier - per seat	\$125
2FO	Two fabric option	\$98
3FO	Three fabric option	\$148
TAB-()	Swivel Tablet (specify A, B or C, left or right arm)	\$395
TABR1-()	Removable Tablet (specify A, B or C, left or right arm)	\$470

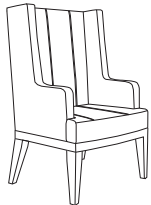
TABR2-()	Removable Tablet (specify A, B or C both arm openings)	\$570
SWTA	Swinging Tablet Arm	\$295
SST	Solid Surface Tablet - add to tablet option	\$125
LAM5	Non-standard laminate (5 tablets or less)	\$250 ea. tablet
SS5	Non-standard Solid Surface (5 tablets or less)	Call For Quote

DIMENSIONS	Jackson Twenty High Back Wood Frame Base	Jackson Twenty Mid Back Wood Frame Base
Seat Height:	17.75"	17.75"
Arm Height:	25"	25"
Overall Height:	44.5"	36"
Inside Seat Width:	22"	22"
Seat Depth:	19.75"	19.75"
Overall Width:	27"	27"
Overall Depth:	28"	28"
Qty./Wt.:	1 ea./55 lbs.	1 ea./52 lbs.



JACKSON TWENTY HIGH BACK

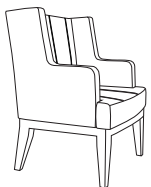

 JACKSON TWENTY HIGH BACK / TABLET
B OPTION / TWO FABRIC OPTION

MODEL / DESCRIPTION / LIST PRICING

5604 Jackson Twenty High Back / Wood Frame Base

COM	GR1	GR2	GR3	GR4	GR5	GR6	GR7	GR8	GR9	GR10	LEA
\$2418	\$2587	\$2690	\$2797	\$2909	\$3026	\$3147	\$3272	\$3403	\$3539	\$3681	\$4351

Solid Color Seat/Back	
Arms	3 Yds.
Back	1.5 Yds.
Seat	1.5 Yds.
COM	6 Yds.

2/3 Tone Seat/Back	
Arms	3 Yds.
Back	1.25 Yds.
Seat	1.25 Yds.
2nd Fabric	1 Yd.
COM	6.5 Yds.


5606 Jackson Twenty Mid Back / Wood Frame Base

COM	GR1	GR2	GR3	GR4	GR5	GR6	GR7	GR8	GR9	GR10	LEA
\$2215	\$2370	\$2464	\$2563	\$2665	\$2772	\$2883	\$2999	\$3118	\$3243	\$3372	\$3986

Solid Color Seat/Back	
Arms	3 Yds.
Back	1.5 Yds.
Seat	1.5 Yds.
COM	6 Yds.

2/3 Tone Seat/Back	
Arms	3 Yds.
Back	1.25 Yds.
Seat	1.25 Yds.
2nd Fabric	1 Yd.
COM	6.5 Yds.

OPTIONS

Add upcharge to list price and code to model number

FR	CAL 133 (TB 133) Fire Retardant per yard	\$90/yd.
MB	Moisture Barrier - per seat	\$125
2FO	Two fabric option	\$98
3FO	Three fabric option	\$148
TAB-(-)	Swivel Tablet (specify A, B or C, left or right arm)	\$395
TABR1-(-)	Removable Tablet (specify A, B or C, left or right arm)	\$470

TABR2-(-)	Removable Tablet (specify A, B or C both arm openings)	\$570
SWTA	Swinging Tablet Arm	\$295
SST	Solid Surface Tablet - add to tablet option	\$125
LAM5	Non-standard laminate (5 tablets or less)	\$250 ea. tablet
SS5	Non-standard Solid Surface (5 tablets or less)	Call For Quote

DIMENSIONS	Jackson Thirty High Back Wood Frame Base	Jackson Thirty Mid Back Wood Frame Base
Seat Height:	17.75"	17.75"
Arm Height:	25"	25"
Overall Height:	44.5"	36"
Inside Seat Width:	22"	22"
Seat Depth:	19.75"	19.75"
Overall Width:	27"	27"
Overall Depth:	28"	28"
Qty./Wt.:	1 ea./55 lbs.	1 ea./52 lbs.

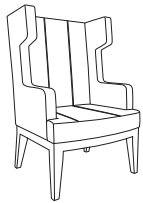


JACKSON THIRTY HIGH BACK



JACKSON THIRTY MID BACK

MODEL / DESCRIPTION / LIST PRICING

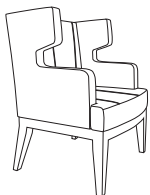


5608 Jackson Thirty High Back / Wood Frame Base

COM	GR1	GR2	GR3	GR4	GR5	GR6	GR7	GR8	GR9	GR10	LEA
\$2467	\$2639	\$2745	\$2855	\$2968	\$3087	\$3211	\$3340	\$3473	\$3612	\$3756	\$4440

Solid Color Seat/Back	
Arms	3 Yds.
Back	1.5 Yds.
Seat	1.5 Yds.
COM	6 Yds.

2/3 Tone Seat/Back	
Arms	3 Yds.
Back	1.25 Yds.
Seat	1.25 Yds.
2nd Fabric	1 Yd.
COM	6.5 Yds.



5610 Jackson Thirty Mid Back / Wood Frame Base

COM	GR1	GR2	GR3	GR4	GR5	GR6	GR7	GR8	GR9	GR10	LEA
\$2239	\$2396	\$2491	\$2591	\$2694	\$2802	\$2915	\$3031	\$3152	\$3279	\$3410	\$4030

Solid Color Seat/Back	
Arms	3 Yds.
Back	1.5 Yds.
Seat	1.5 Yds.
COM	6 Yds.

2/3 Tone Seat/Back	
Arms	3 Yds.
Back	1.25 Yds.
Seat	1.25 Yds.
2nd Fabric	1 Yd.
COM	6.5 Yds.

OPTIONS

Add upcharge to list price and code to model number

FR	CAL 133 (TB 133) Fire Retardant per yard	\$90/yd.
MB	Moisture Barrier - per seat	\$125
2FO	Two fabric option	\$98
3FO	Three fabric option	\$148
TAB-()	Swivel Tablet (specify A, B or C, left or right arm)	\$395
TABR1-()	Removable Tablet (specify A, B or C, left or right arm)	\$470

TABR2-()	Removable Tablet (specify A, B or C both arm openings)	\$570
SWTA	Swinging Tablet Arm	\$295
SST	Solid Surface Tablet - add to tablet option	\$125
LAM5	Non-standard laminate (5 tablets or less)	\$250 ea. tablet
SS5	Non-standard Solid Surface (5 tablets or less)	Call For Quote

DIMENSIONS	Jackson Forty High Back Wood Frame Base	Jackson Forty Mid Back Wood Frame Base
Seat Height:	17.75"	17.75"
Arm Height:	25"	25"
Overall Height:	44.5"	36"
Inside Seat Width:	22"	22"
Seat Depth:	19.75"	19.75"
Overall Width:	27"	27"
Overall Depth:	28"	28"
Qty./Wt.:	1 ea./55 lbs.	1 ea./52 lbs.




JACKSON FORTY HIGH BACK /
2 FABRIC OPTION



JACKSON FORTY MID BACK

MODEL / DESCRIPTION / LIST PRICING




5612 Jackson Forty High Back / Wood Frame Base

COM	GR1	GR2	GR3	GR4	GR5	GR6	GR7	GR8	GR9	GR10	LEA
\$2505	\$2680	\$2788	\$2899	\$3015	\$3136	\$3261	\$3392	\$3527	\$3669	\$3815	\$4509

Solid Color Seat/Back	
Arms	3 Yds.
Back	1.5 Yds.
Seat	1.5 Yds.
COM	6 Yds.

2/3 Tone Seat/Back	
Arms	3 Yds.
Back	1.25 Yds.
Seat	1.25 Yds.
2nd Fabric	1 Yd.
COM	6.5 Yds.



5614 Jackson Forty Mid Back / Wood Frame Base

COM	GR1	GR2	GR3	GR4	GR5	GR6	GR7	GR8	GR9	GR10	LEA
\$2282	\$2442	\$2540	\$2641	\$2747	\$2857	\$2971	\$3090	\$3213	\$3342	\$3476	\$4108

Solid Color Seat/Back	
Arms	3 Yds.
Back	1.5 Yds.
Seat	1.5 Yds.
COM	6 Yds.

2/3 Tone Seat/Back	
Arms	3 Yds.
Back	1.25 Yds.
Seat	1.25 Yds.
2nd Fabric	1 Yd.
COM	6.5 Yds.

OPTIONS

Add upcharge to list price and code to model number

FR	CAL 133 (TB 133) Fire Retardant per yard	\$90/yd.
MB	Moisture Barrier - per seat	\$125
2FO	Two fabric option	\$98
3FO	Three fabric option	\$148
TAB-(_)	Swivel Tablet (specify A, B or C, left or right arm)	\$395
TABR1-(_)	Removable Tablet (specify A, B or C, left or right arm)	\$470

TABR2-(_)	Removable Tablet (specify A, B or C both arm openings)	\$570
SWTA	Swinging Tablet Arm	\$295
SST	Solid Surface Tablet - add to tablet option	\$125
LAM5	Non-standard laminate (5 tablets or less)	\$250 ea. tablet
SS5	Non-standard Solid Surface (5 tablets or less)	Call For Quote

DIMENSIONS	Jackson Ottoman
Seat Height:	16"
Overall Width:	20"
Overall Depth:	23"
Qty./Wt.:	1 ea./35 lbs.




OTTOMAN WOOD FRAME



OTTOMAN / 2 FABRIC OPTION /
WOOD FRAME

MODEL / DESCRIPTION / LIST PRICING



5616 Jackson Ottoman Wood Frame Base

COM	GR1	GR2	GR3	GR4	GR5	GR6	GR7	GR8	GR9	GR10	LEA
\$1368	\$1464	\$1522	\$1583	\$1646	\$1712	\$1780	\$1852	\$1926	\$2002	\$2083	\$2462



JACKSON THIRTY HIGH BACK
WOOD FRAME BASE AND OTTOMAN

COM Yardage (one color)	COM Yardage (2/3 colors)
1 Yd.	Call



JACKSON THIRTY MID BACK
WOOD FRAME BASE AND OTTOMAN

OPTIONS

Add upcharge to list price and code to model number

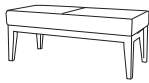
FR	CAL 133 (TB 133) Fire Retardant per yard	\$90/yd.
MB	Moisture Barrier - per ottoman	\$125

2FO	Two fabric option	\$98
3FO	Three Fabric Upholstery	\$148

DIMENSIONS	Jackson Two Seat Bench	Jackson Three Seat Bench
Seat Height:	18"	18"
Overall Width:	44"	66"
Overall Depth:	20"	20"
Qty./Wt.:	1 ea./52 lbs.	1 ea./72 lbs.

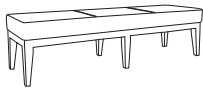


TWO SEAT BENCH

MODEL / DESCRIPTION / LIST PRICING

5618 Jackson Two Seat Wood Frame Bench

COM	GR1	GR2	GR3	GR4	GR5	GR6	GR7	GR8	GR9	GR10	LEA
\$2261	\$2419	\$2516	\$2616	\$2721	\$2830	\$2942	\$3060	\$3182	\$3309	\$3442	\$4068

COM Yardage (one color)	COM Yardage (2/3 colors)
2.5 Yds.	Call


5620 Jackson Three Seat Wood Frame Bench

COM	GR1	GR2	GR3	GR4	GR5	GR6	GR7	GR8	GR9	GR10	LEA
\$3141	\$3360	\$3497	\$3635	\$3780	\$3933	\$4090	\$4253	\$4423	\$4601	\$4784	\$5655

COM Yardage (one color)	COM Yardage (2/3 colors)
3.5 Yds.	Call



THREE SEAT BENCH

OPTIONS

Add upcharge to list price and code to model number

FR	CAL 133 (TB 133) Fire Retardant per yard	\$90/yd.
MB	Moisture Barrier - per seat	\$125

2FO	Two Fabric Upholstery	\$98
3FO	Three Fabric Upholstery	\$148

KELLY STOOL

The Kelly stool features a fully upholstered (elliptical, square or round) or molded poly seat. Pneumatic adjustable trumpet swivel base is standard in chrome or optional black wrinkle powder coat.



POLY SEAT WITH
OPTIONAL BLACK WRINKLE
POWDER COAT TRUMPET SWIVEL BASE



UPHOLSTERED SQUARE SEAT

ORDERING INFORMATION

To Order Please Specify:

- | | |
|--------------------------|--------------------------|
| 1) Series Name | 5) Seat Option |
| 2) Model Number | 6) Plastic Color Seat |
| 3) Quantity | 7) Trumpet Finish Option |
| 4) Fabric Grade & Number | 8) Optional Items |

KELLY GENERAL SPECIFICATIONS

Polished Chrome Trumpet Pedestal Base

- Pneumatic lift with seat height range of 21" - 31"
- Large footrest in polished chrome. Travels with seat.
- 20" diameter trumpet base for added stability
- 360° swivel
- For edge protection a plastic circular guard is inserted under trumpet base.
- Optional black wrinkle powder coat finish available

Upholstery

- Upholstered seat over 2" high resiliency foam.
- Foam is glued to a multi-ply shell and seat is attached to frame.
- Seat can be upholstered with choice of fabric, vinyl, crypton, leather or approved COM.

COLORS / FINISHES

Base Finish Colors:

- Standard polished chrome.
- Optional black wrinkle powder coat.

Poly Seat Colors:

- White • Red • Medium Gray • Black

OPTIONS

- CODE: FR - CAL 133 (TB 133) Fire Retardant.
- CODE: MB - Moisture Barrier.
- CODE: KBW - Black Wrinkle Powder Coat.



PLASTIC SEAT WITH OPTIONAL BLACK WRINKLE POWDER
COAT AND POLISHED CHROME FOOTREST

Note: Kelly series stool pneumatic lift mechanism comes with a limited two year warranty from time of purchase.

Note: Minimum quantity of 2 stools per order.

DIMENSIONS	Stool
Swivel Base:	20"
Foot Rest Width:	15"
Seat Width:	16.5"
Seat Height:	21.5"-31.5"
Overall Width:	20"
Overall Depth:	20"
Qty./Wt. per carton:	1 ea./29 lbs.



POLY SEAT WITH
CHROME SWIVEL BASE



UPHOLSTERED SEAT WITH
CHROME SWIVEL BASE

PNEUMATIC LIFTS WITH
FOOTREST AND 360° SWIVEL

MODEL / DESCRIPTION / LIST PRICING



4180 Poly Seat / Pneumatic Seat Travel

Poly Shell
\$388



4182 Upholstered Round Seat / Pneumatic Seat Travel

COM Yardage: .5 yards

COM	GR1	GR2	GR3	GR4	GR5	GR6	GR7	GR8	GR9	GR10	LEA
\$460	\$493	\$512	\$532	\$554	\$576	\$598	\$622	\$647	\$674	\$701	\$828



4184 Upholstered Square Seat / Pneumatic Seat Travel

COM Yardage: .5 yards

COM	GR1	GR2	GR3	GR4	GR5	GR6	GR7	GR8	GR9	GR10	LEA
\$470	\$502	\$523	\$544	\$566	\$589	\$611	\$637	\$662	\$688	\$715	\$846



4186 Upholstered Elongated Seat / Pneumatic Seat Travel

COM Yardage: .5 yards

COM	GR1	GR2	GR3	GR4	GR5	GR6	GR7	GR8	GR9	GR10	LEA
\$470	\$502	\$523	\$544	\$566	\$589	\$611	\$637	\$662	\$688	\$715	\$846


4 POLY SHELL COLORS



RED



BLACK



MEDIUM GRAY



WHITE

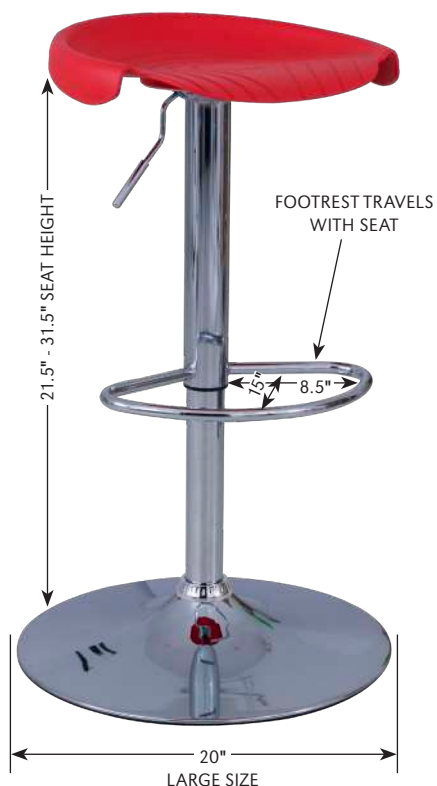
OPTIONS

Add upcharge to list price and code to model number

FR	CAL 133 (TB 133) Fire Retardant - per yd.	\$90/yd.
MB	Moisture Barrier - Per Seat	\$68

KBW	Black Wrinkle Powder Coat Base	No Charge
-----	--------------------------------	-----------


Note: Minimum quantity of 2 stools per order.




4 PLASTIC SHELL COLORS




RED



BLACK



MEDIUM GRAY



WHITE

UPHOLSTERED SEAT SHAPES



ROUND



SQUARE



ELONGATED



KELLY ELONGATED UPHOLSTERED SEAT STOOLS
WITH PARMA ANGLED LEG TABLE

LAGUNA

TABLE OF CONTENTS

Specifications	2
Options	3
Unit Profiles	4
Standard Back Vs Optional Inset Back	5
Straight Modular Units	6
Curve Modular Units.....	7-9
Corner Modular Unit.....	10
Hideout.....	11
Backless Online Straight Units	12
Backless Curve Dimensions	13
Backless Curve Units.....	14
Quattro	15
Lounge.....	16-17
Banquette.....	18-20
Ottoman And Occasional Tables.....	21
Round Ottoman	22
Round Occasional Table	23
Round Ottoman No Legs.....	24
Round Occasional Tables No Legs	25
Almost Square Ottomans	26
Almost Square Occasional Tables	27
Almost Square No Leg Ottomans.....	28
Almost Square Occasional Tables No Legs	29
Benches	30
Option Details.....	31
Slim Arm.....	32
Box Arm	33
Bolster & Pillows	34
Privacy Panels.....	35-46
Sample Configuration And Pricing	47-50
Complementary Tables	51

LAGUNA COLLECTION

A very versatile lounge and modular system that will enhance any space or public environment. Laguna offers endless configurations with an array of options and finishes for a truly American visionary design.



SPECIFICATIONS

Frame

- Multi-ply hardwood
- Tongue and groove construction nailed and glued

Seat/Foam

- No-sag springs w/ helicoil attachment
- High resiliency foam construction throughout
- All foam bonded to frame

Legs

- 8" tall, 1.5" diameter fabricated steel angled legs
- Sand blasted prior to paint for maximum color adhesion
- Includes factory installed adjustable glides

ORDERING INFORMATION

- | | |
|-----------------|-------------------------------|
| 1) Series Name | 4) Fabric Grade and Number |
| 2) Model Number | 5) Powder Coat Color for legs |
| 3) Quantity | 6) Optional Items |
| | 7) Optional Wood Stain Color |

Note: When ordering wood legs and wood arm caps the stain color will match unless specified otherwise.

COLORS / FINISHES

Legs

- Standard powder coat colors.
- Optional polished chrome available.
- Optional wood finishes available.

Optional Arm Caps/Tablets

- Black polyurethane (slim arm only)
- Standard wood stain colors.
- 1000's of Laminate choices.

Laguna offers many options and choices to customize your space:

- | | |
|------------------|------------------------|
| • Privacy Panels | • Wood/Metal Legs |
| • Slim Arms | • Power/Data |
| • Box Arms | • Pillows/Bolsters |
| • Arm Caps | • Inset Back |
| • Tablets | • Casters for Ottomans |
| • Metal Legs | |

And More!

OPTIONS

- CODE: FR - CAL 133 (TB 133) Fire Retardant.
- CODE: MB - Moisture Barrier (up to 60" overall width).
- CODE: MB60 - Moisture Barrier (over 60" overall width).
- CODE: PC - Polished Chrome Legs.
- CODE: WDL - Metal/Wood Legs. (Specify powder coat and wood color)
- CODE: WDL-C - Chrome/Wood Legs. (Specify wood color)
- CODE: ISB - Inset Back
- CODE: 2FO - Two Fabric Option.
- CODE: 3FO - Three Fabric Option.
- CODE: GD - Ganging Brackets (Necessary when ganging two or more modules together).
- CODE: PAC-L - Poly Arm Caps.
- CODE: WAC-L - Wood Arm Caps.
- CODE: BWAC - Wood Arm Caps for Box Arm.
- CODE: TABF() - Fixed Laminate Tablet - outside of modular unit (round post, specify tablet shape A, B or C)
- CODE: TABFB() - Fixed Laminate Tablet - between two modular units (blade post, specify tablet shape A, B or C)
- CODE: TAB() - Non-Removable Swivel Tablet (shape A, B or C, left or right arm).
- CODE: TABR1() - Removable Tablet (shape A, B or C, left or right arm).
- CODE: TABR2() - Removable Tablet (shape A, B or C, hardware both arms).
- CODE: SST - Solid Surface Tablet Arm.
- CODE: CAS3 - Black 3" Casters for Ottoman.
- CODE: TAB-LO - Fixed Tablet Arm for Ottoman (tablet shape A, B or C).
- CODE: LAM5 - Non-standard laminate for 5 or less tablets see options for upcharge
- CODE: SS5 - Non-standard Solid Surface top for 5 or less tablets

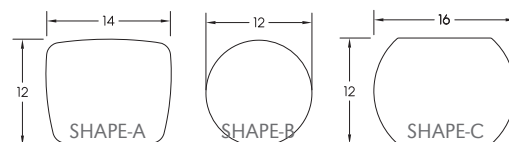
Note: Factory installed power/data available, see accessories section for details and pricing.

TABLET SHAPES

Choose from 3 Tablet Shapes:

Tablets for all modular series are available in 3 shapes, choose from the three shapes shown and specify; A, B or C and left or right (outside tablet) when ordering. Example: TABF(A) Left - this would be a fixed shape A tablet on the left side (when seated).

Optional Solid Surface available.



Tablet orders of 5 or less:

3 standard laminate colors:

Wilsonart Black 1595-60, Formica Brite White 459-58 or Nevamar Silver Alu Metalx MXT003.

4 standard Corian colors:

Bone, Bronzite, Glacier White, and Silver Grey.

Laguna Leg Options

STANDARD METAL LEG



OPTIONAL METAL/WOOD LEG

CODE: WDL



OPTIONAL CHROME LEG

CODE: PC



OPTIONAL CHROME/WOOD LEG

CODE: WDL-C





STRAIGHT UNIT PROFILE



ROUND OTTOMAN PROFILE



HIDEOUT PROFILE



BACKLESS 45° CURVE PROFILE



BACKLESS STRAIGHT PROFILE

STANDARD BACK

OPTIONAL INSET BACK

BACK IS INSET 2" ON EACH SIDE



STRAIGHT UNIT



OUTSIDE CURVE



INSIDE CURVE



STRAIGHT PRIVACY
PANEL



DIMENSIONS	22" Straight	30" Straight	44" Straight
Seat Depth:	21"	21"	21"
Seat Width:	22"	30"	44"
Seat Height:	17"	17"	17"
Overall Depth:	27"	27"	27"
Overall Width:	22"	30"	44"
Overall Height:	30"	30"	30"
Qty./Wt.:	1 ea./58 lbs.	1 ea./68 lbs.	1 ea./85 lbs.



STRAIGHT UNIT WITH OPTIONAL METAL/WOOD LEGS

MODEL / DESCRIPTION / LIST PRICING

1200 22" Straight Units (4 Legs)


COM Yardage: Total: 3 Yds. / Back: 1.5 Yds. / Seat: 1.5 Yds.

COM	GR1	GR2	GR3	GR4	GR5	GR6	GR7	GR8	GR9	GR10	LEA
\$1334	\$1410	\$1487	\$1574	\$1650	\$1737	\$1825	\$1912	\$1999	\$2086	\$2173	\$2299


1202 30" Straight Units (4 Legs)

COM Yardage: Total: 3.25 Yds. / Back: 1.75 Yds. / Seat: 2 Yds.

COM	GR1	GR2	GR3	GR4	GR5	GR6	GR7	GR8	GR9	GR10	LEA
\$1554	\$1647	\$1745	\$1854	\$1952	\$2061	\$2170	\$2279	\$2388	\$2497	\$2628	\$2753


1204 44" Straight Units (4 Legs)

COM Yardage: Total: 4.5 Yds. / Back: 2 Yds. / Seat: 2.5 Yds.

COM	GR1	GR2	GR3	GR4	GR5	GR6	GR7	GR8	GR9	GR10	LEA
\$2178	\$2309	\$2439	\$2570	\$2701	\$2832	\$2963	\$3093	\$3224	\$3355	\$3486	\$3611

NOTE: For Inset Back (ISB) option details, please see p.4

OPTIONS

Add upcharge to list price and code to model number

FR	CAL 133 (TB 133) Fire Retardant per yard	\$90/yd.
MB	Moisture Barrier - up to 60" overall width	\$125
WDL	Metal/Wood Legs	\$35 each
WDL-C	Chrome/Wood Legs	\$60 each
PC	Polished Chrome Legs	\$35 each

2FO	Two Fabric Option	\$98
GD	Ganging Brackets	\$52
TABF-()	Fixed Tablet (outside, specify (L/R), shape A, B or C)	\$370
TABFB-()	Fixed Tablet (blade, specify (L/R), shape A, B or C)	\$370
ISB	Inset Back (Add to Standard Unit)	\$50

DIMENSIONS	30° Inside Curve	30° Outside Curve
Seat Depth:	21"	21"
Seat Width:	17"	31"
Seat Height:	17"	17"
Overall Depth:	27"/28"	27"/28"
Overall Width:	17"/31"	17"/31"
Overall Height:	30"	30"
Qty./Wt.:	1 ea./58 lbs.	1 ea./68 lbs.



INSIDE CURVE UNIT WITH
OPTIONAL METAL/WOOD LEGS

MODEL / DESCRIPTION / LIST PRICING



1212 Inside 30° Curve Unit (4 Legs)

COM Yardage: Total: 4 Yds. / Back: 2 Yds. / Seat: 2 Yds.

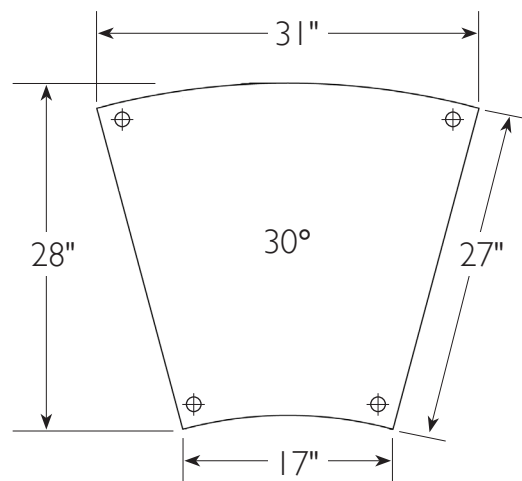
COM	GR1	GR2	GR3	GR4	GR5	GR6	GR7	GR8	GR9	GR10	LEA
\$1422	\$1499	\$1575	\$1662	\$1739	\$1826	\$1913	\$2000	\$2087	\$2175	\$2262	\$2387



1213 Outside 30° Curve Unit (4 Legs)

COM Yardage: Total: 3.5 Yds. / Back: 1.5 Yds. / Seat: 2 Yds.

COM	GR1	GR2	GR3	GR4	GR5	GR6	GR7	GR8	GR9	GR10	LEA
\$1504	\$1591	\$1668	\$1755	\$1831	\$1918	\$2006	\$2093	\$2180	\$2267	\$2354	\$2480



NOTE: For Inset Back (ISB) option details, please see p.4

OPTIONS

Add upcharge to list price and code to model number

FR	CAL 133 (TB 133) Fire Retardant per yard	\$90/yd.	2FO	Two Fabric Option	\$98
MB	Moisture Barrier - up to 60" overall width	\$125	GD	Ganging Brackets	\$52
WDL	Metal/Wood Legs	\$35 each	TABF()	Fixed Tablet (outside, specify (L/R), shape A, B or C)	\$370
WDL-C	Chrome/Wood Legs	\$60 each	TABFB()	Fixed Tablet (blade, specify (L/R), shape A, B or C)	\$370
PC	Polished Chrome Legs	\$35 each	ISB	Inset Back (Add to Standard Unit)	\$50

DIMENSIONS	45° Inside Curve	45° Outside Curve
Seat Depth:	21"	21"
Seat Width:	25"	46"
Seat Height:	17"	17"
Overall Depth:	27"/29.5"	27"/29.5"
Overall Width:	25.25"/46"	25.25"/46"
Overall Height:	30"	30"
Qty./Wt.:	1 ea./58 lbs.	1 ea./68 lbs.



INSIDE CURVE UNIT WITH
OPTIONAL METAL/WOOD LEGS

MODEL / DESCRIPTION / LIST PRICING



1214 Inside 45° Curve (4 Legs)

COM Yardage: Total: 5.5 Yds. / Back: 2.5 Yds. / Seat: 3 Yds.

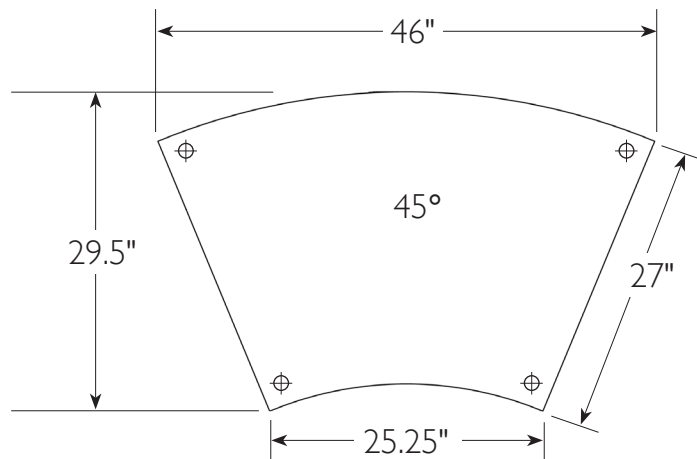
COM	GR1	GR2	GR3	GR4	GR5	GR6	GR7	GR8	GR9	GR10	LEA
\$2106	\$2215	\$2324	\$2444	\$2553	\$2673	\$2793	\$2912	\$3032	\$3152	\$3272	\$3398



1215 Outside 45° Curve (4 Legs)

COM Yardage: Total: 5 Yds. / Back: 2 Yds. / Seat: 3 Yds.

COM	GR1	GR2	GR3	GR4	GR5	GR6	GR7	GR8	GR9	GR10	LEA
\$2349	\$2458	\$2567	\$2687	\$2796	\$2916	\$3036	\$3156	\$3275	\$3395	\$3515	\$3641



NOTE: For Inset Back (ISB) option details, please see p.4

OPTIONS

Add upcharge to list price and code to model number

FR	CAL 133 (TB 133) Fire Retardant per yard	\$90/yd.
MB	Moisture Barrier - up to 60" overall width	\$125
WDL	Metal/Wood Legs	\$35 each
WDL-C	Chrome/Wood Legs	\$60 each
PC	Polished Chrome Legs	\$35 each

2FO	Two Fabric Option	\$98
GD	Ganging Brackets	\$52
TABF-()	Fixed Tablet (outside, specify (L/R), shape A, B or C)	\$370
TABFB-()	Fixed Tablet (blade, specify (L/R), shape A, B or C)	\$370
ISB	Inset Back (Add to Standard Unit)	\$50

DIMENSIONS	60° Inside Curve	60° Outside Curve
Seat Depth:	21"	21"
Seat Width:	33"	60"
Seat Height:	17"	17"
Overall Depth:	27"/31.5"	27"/31.5"
Overall Width:	33"/60"	33"/60"
Overall Height:	30"	30"
Qty./Wt.:	1 ea./58 lbs.	1 ea./68 lbs.



 INSIDE CURVE UNIT WITH
 OPTIONAL METAL/WOOD LEGS

MODEL / DESCRIPTION / LIST PRICING

1216 Inside 60° Curve (5 legs)

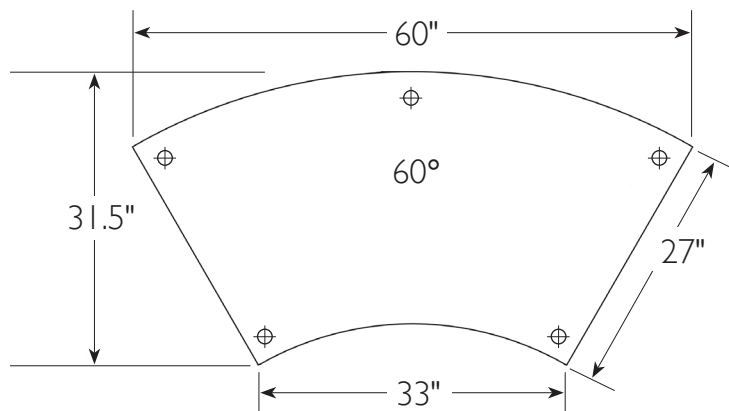
COM Yardage: Total: 7 Yds. / Back: 3 Yds. / Seat: 4 Yds.

COM	GR1	GR2	GR3	GR4	GR5	GR6	GR7	GR8	GR9	GR10	LEA
\$2245	\$2354	\$2463	\$2583	\$2692	\$2812	\$2932	\$3052	\$3172	\$3292	\$3412	\$3537


1217 Outside 60° Curve (5 legs)

COM Yardage: Total: 6.5 Yds. / Back: 2.5 Yds. / Seat: 4 Yds.

COM	GR1	GR2	GR3	GR4	GR5	GR6	GR7	GR8	GR9	GR10	LEA
\$2370	\$2490	\$2599	\$2718	\$2827	\$2947	\$3067	\$3187	\$3307	\$3427	\$3547	\$3672


NOTE: For Inset Back (ISB) option details, please see p.4

OPTIONS

Add upcharge to list price and code to model number

FR	CAL 133 (TB 133) Fire Retardant per yard	\$90/yd.	2FO	Two Fabric Option	\$98
MB	Moisture Barrier - up to 60" overall width	\$125	GD	Ganging Brackets	\$52
WDL	Metal/Wood Legs	\$35 each	TABF-()	Fixed Tablet (outside, specify (L/R), shape A, B or C)	\$370
WDL-C	Chrome/Wood Legs	\$60 each	TABFB-()	Fixed Tablet (blade, specify (L/R), shape A, B or C)	\$370
PC	Polished Chrome Legs	\$35 each	ISB	Inset Back (Add to Standard Unit)	\$50

DIMENSIONS	Corner Straight
Seat Depth:	21"
Seat Width:	21"
Seat Height:	17"
Overall Depth:	27"
Overall Width:	27"
Overall Height:	30"
Qty./Wt.:	1 ea./58 lbs.



CORNER UNIT WITH OPTIONAL
METAL/WOOD LEGS

MODEL / DESCRIPTION / LIST PRICING



1218 Corner Unit (4 Legs)

COM Yardage: Total: 5 Yds. / Back: 3 Yds. / Seat: 2 Yds.

COM	GR1	GR2	GR3	GR4	GR5	GR6	GR7	GR8	GR9	GR10	LEA
\$2241	\$2361	\$2470	\$2590	\$2699	\$2819	\$2939	\$3059	\$3178	\$3298	\$3418	\$3544

OPTIONS

Add upcharge to list price and code to model number

FR	CAL 133 (TB 133) Fire Retardant per yard	\$90/yd.
MB	Moisture Barrier - up to 60" overall width	\$125
WDL	Metal/Wood Legs	\$35 each
WDL-C	Chrome/Wood Legs	\$60 each
PC	Polished Chrome Legs	\$35 each

2FO	Two Fabric Option	\$98
GD	Ganging Brackets	\$52
TABF-()	Fixed Tablet (outside, specify (L/R), shape A, B or C)	\$370
TABFB-()	Fixed Tablet (blade, specify (L/R), shape A, B or C)	\$370
ISB	Inset Back (Add to Standard Unit)	\$50

DIMENSIONS	Single Hideout	Two Seat Hideout
Seat Depth:	21"	21"
Seat Width:	30"	44"
Seat Height:	17"	17"
Overall Depth:	29"	29"
Overall Width:	33"	47"
Overall Height:	48"	48"
Qty./Wt.:	1 ea./150 lbs.	1 ea./175 lbs.



TWO SEAT HIDEOUT WITH 22" BOLSTERS
WOOD LEGS AND DIXON LAPTOP TABLE

MODEL / DESCRIPTION / LIST PRICING



1222 Single Hideout (4 Legs)

COM Yardage: Total: 13 Yds. / Seat: 1.75 Yds. / Back: 1.5 Yds. / Panels 9 Yds.

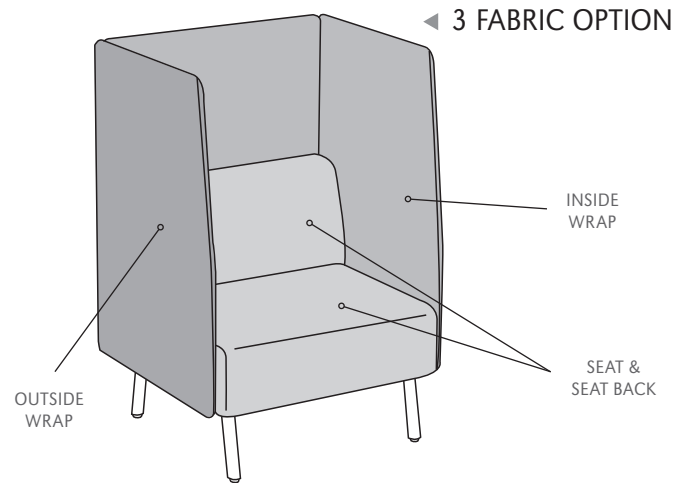
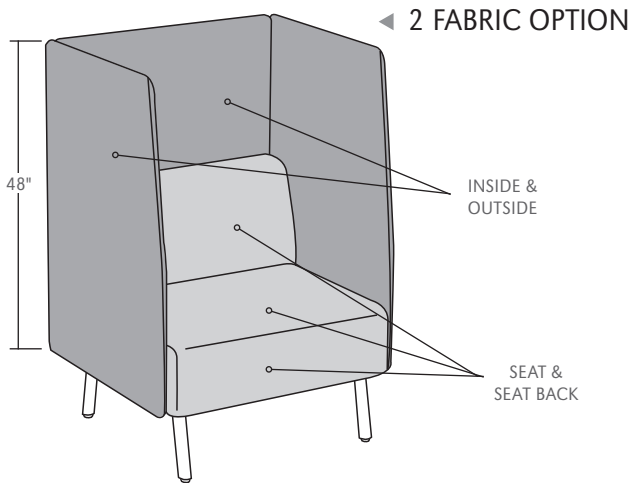
COM	GR1	GR2	GR3	GR4	GR5	GR6	GR7	GR8	GR9	GR10	LEA
\$3543	\$3635	\$3733	\$3842	\$3940	\$4049	\$4158	\$4267	\$4376	\$4485	\$4616	\$4742



1224 Two Seat Hideout (4 Legs)

COM Yardage: Total: 13.25 Yds. / Seat: 2.5 Yds. / Back: 1.75 Yds. / Panels 9 Yds.

COM	GR1	GR2	GR3	GR4	GR5	GR6	GR7	GR8	GR9	GR10	LEA
\$4385	\$4516	\$4647	\$4777	\$4908	\$5039	\$5170	\$5301	\$5431	\$5562	\$5693	\$5818



NOTE: 1.5" THICK FINISHED PANEL
SHIPPED COMPLETELY ASSEMBLED

OPTIONS

Add upcharge to list price and code to model number

FR	CAL 133 (TB 133) Fire Retardant per yard	\$90/yd.
MB	Moisture Barrier - up to 60" overall width	\$125
WDL	Metal/Wood Legs	\$35 each
WDL-C	Chrome/Wood Legs	\$60 each

PC	Polished Chrome Legs	\$35 each
2FO	Two Fabric Option	\$98
3FO	Three Fabric Option	\$148
GD	Ganging Brackets	\$52

DIMENSIONS	22" Straight	30" Straight	44" Straight
Seat Height:	17"	17"	17"
Overall Depth:	27"	27"	27"
Overall Width:	22"	30"	44"
Qty./Wt.:	1 ea./58 lbs.	1 ea./68 lbs.	1 ea./85 lbs.

Note: Table shown is Treno occasional table Model # TR27S



BACKLESS STRAIGHT UNIT

MODEL / DESCRIPTION / LIST PRICING



1226 22" Backless Straight (4 Legs)

COM Yardage: Total: 2 Yds. / Sides: 1 Yds. / Top Front Rear 1 Yds.

COM	GR1	GR2	GR3	GR4	GR5	GR6	GR7	GR8	GR9	GR10	LEA
\$1168	\$1245	\$1321	\$1408	\$1485	\$1572	\$1659	\$1746	\$1833	\$1921	\$2008	\$2133



1228 30" Backless Straight (4 Legs)

COM Yardage: Total: 2.25 Yds. / Sides: 1 Yds. / Top Front Rear 1.25 Yds.

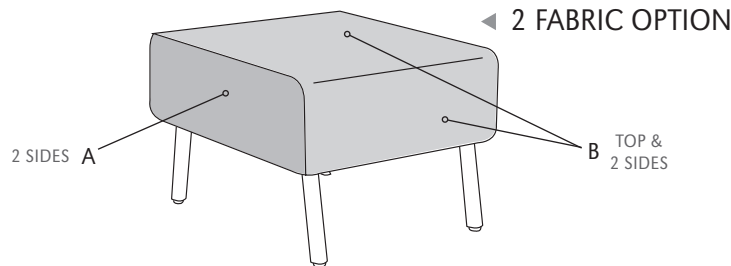
COM	GR1	GR2	GR3	GR4	GR5	GR6	GR7	GR8	GR9	GR10	LEA
\$1384	\$1515	\$1646	\$1777	\$1908	\$2038	\$2169	\$2300	\$2431	\$2562	\$2692	\$2818



1230 44" Backless Straight (4 Legs)

COM Yardage: Total: 3 Yds. / Sides: 1 Yds. / Top Front Rear 2 Yds.

COM	GR1	GR2	GR3	GR4	GR5	GR6	GR7	GR8	GR9	GR10	LEA
\$2024	\$2155	\$2286	\$2417	\$2547	\$2678	\$2809	\$2940	\$3071	\$3201	\$3332	\$3457


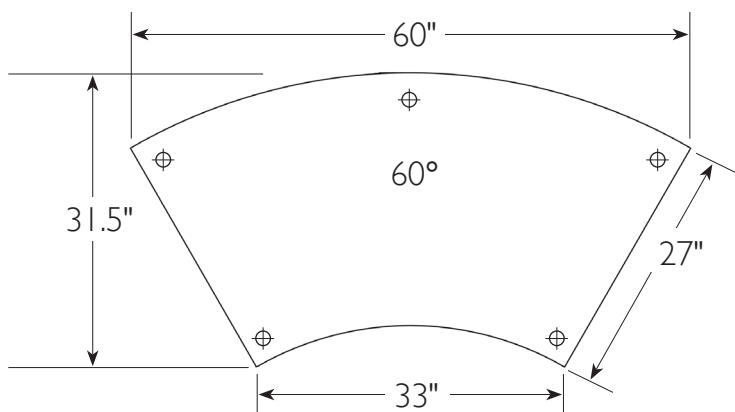
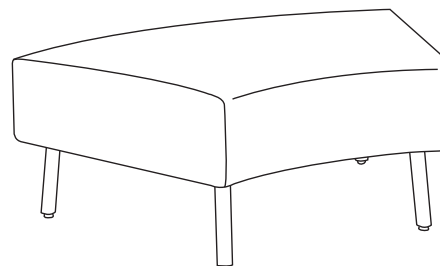
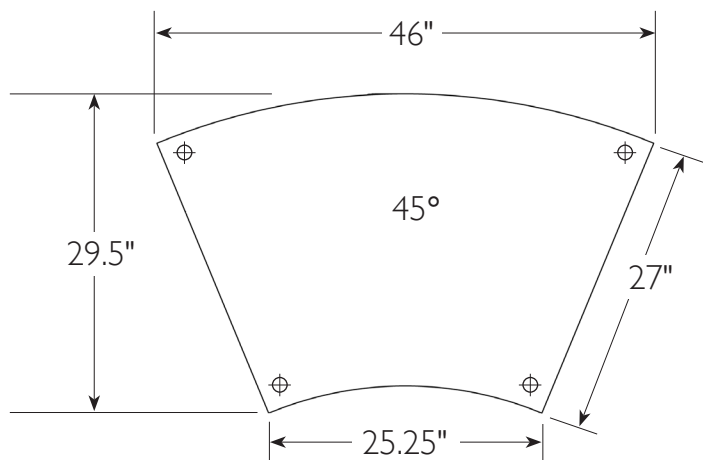
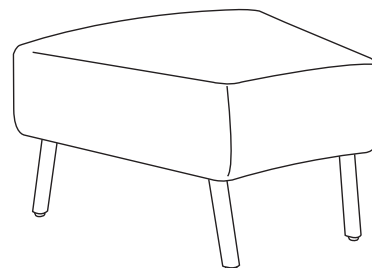
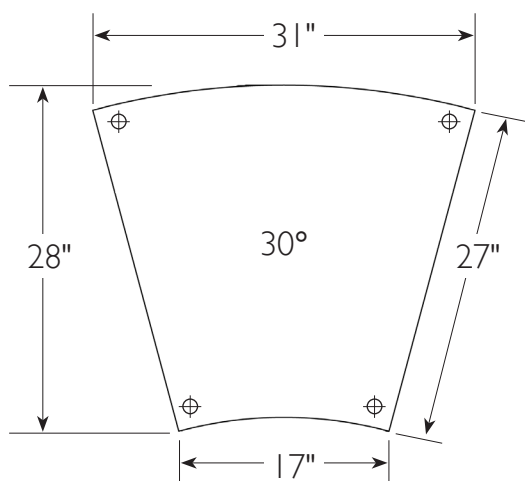


OPTIONS

Add upcharge to list price and code to model number

FR	CAL 133 (TB 133) Fire Retardant per yard	\$90/yd.
MB	Moisture Barrier - up to 60" overall width	\$125
WDL	Metal/Wood Legs	\$35 each
WDL-C	Chrome/Wood Legs	\$60 each
PC	Polished Chrome Legs	\$35 each

2FO	Two Fabric Option	\$98
GD	Ganging Brackets	\$52
TABF-()	Fixed Tablet (outside, specify (L/R), shape A, B or C)	\$370
TABFB-()	Fixed Tablet (blade, specify (L/R), shape A, B or C)	\$370



DIMENSIONS	30° Curve	45° Curve	60° Curve
Seat Height:	17"	17"	17"
Overall Depth:	27"/28"	27"/29.5"	27"/31.5"
Overall Width:	17"/31"	25.25"/46"	33"/60"
Qty./Wt.:	1 ea./58 lbs.	1 ea./68 lbs.	1 ea./85 lbs.



30° BACKLESS CURVE UNIT

MODEL / DESCRIPTION / LIST PRICING

1232 30° Backless Curve (4 Legs)

COM Yardage: Total: 2 Yds. / Sdies: 1 Yds. / Top-Front-Rear: 1 Yds

COM	GR1	GR2	GR3	GR4	GR5	GR6	GR7	GR8	GR9	GR10	LEA
\$1225	\$1301	\$1378	\$1465	\$1541	\$1628	\$1716	\$1803	\$1890	\$1977	\$2064	\$2190


1234 45° Backless Curve (4 Legs)

COM Yardage: Total: 2.5 Yds. / Sdies: 1 Yds. / Top-Front-Rear: 1 Yds

COM	GR1	GR2	GR3	GR4	GR5	GR6	GR7	GR8	GR9	GR10	LEA
\$1777	\$1853	\$1929	\$2017	\$2093	\$2180	\$2267	\$2354	\$2442	\$2529	\$2616	\$2741


1236 60° Backless Curve (5 Legs)

COM Yardage: Total: 4 Yds. / Sdies: 1 Yds. / Top-Front-Rear: 1 Yds

COM	GR1	GR2	GR3	GR4	GR5	GR6	GR7	GR8	GR9	GR10	LEA
\$1901	\$1977	\$2054	\$2141	\$2217	\$2304	\$2391	\$2479	\$2566	\$2653	\$2740	\$2866

OPTIONS

Add upcharge to list price and code to model number

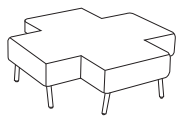
FR	CAL 133 (TB 133) Fire Retardant per yard	\$90/yd.
MB	Moisture Barrier - up to 60" overall width	\$125
WDL	Metal/Wood Legs	\$35 each
WDL-C	Chrome/Wood Legs	\$60 each
PC	Polished Chrome Legs	\$35 each

2FO	Two Fabric Option	\$98
GD	Ganging Brackets	\$52
TABF-()	Fixed Tablet (outside, specify (L/R), shape A, B or C)	\$370
TABFB-()	Fixed Tablet (blade, specify (L/R), shape A, B or C)	\$370

DIMENSIONS	Quattro
Seat Height:	17"
Overall Depth:	54"
Overall Width:	54"
Overall Height:	17"
Seat Depth:	27"
Qty./Wt.:	1 ea./90 lbs.



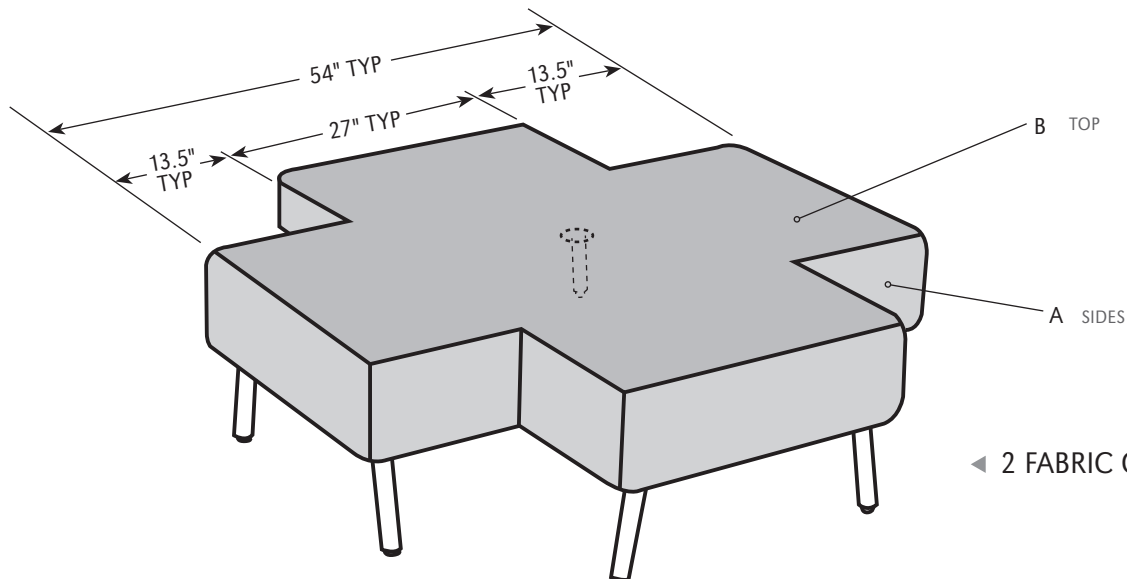
QUATTRO

MODEL / DESCRIPTION / LIST PRICING

1225 Quattro (8 Legs)

COM Yardage: Total: 5.5 Yds. / Top: 3 Yds. / Sides: 3 Yds.

COM	GR1	GR2	GR3	GR4	GR5	GR6	GR7	GR8	GR9	GR10	LEA
\$3997	\$4128	\$4259	\$4389	\$4520	\$4651	\$4782	\$4913	\$5043	\$5174	\$5305	\$5430

INCLUDES CENTER SUPPORT COLUMN


OPTIONS

Add upcharge to list price and code to model number

FR	CAL 133 (TB 133) Fire Retardant per yard	\$90/yd.
MB60	Moisture Barrier - over 60" overall width	\$200
WDL	Metal/Wood Legs	\$35 each
WDL-C	Chrome/Wood Legs	\$60 each

PC	Polished Chrome Legs	\$35 each
2FO	Two Fabric Option	\$98
GD	Ganging Brackets	\$52
TABF-()	Fixed Tablet (outside, specify (L/R), shape A, B or C)	\$370
TABFB-()	Fixed Tablet (blade, specify (L/R), shape A, B or C)	\$370

Note: Due to it's size, Moisture Barrier is priced at MB60 pricing.

LAGUNA LOUNGE

A very versatile lounge system that will enhance any space or public environment.



SINGLE SEAT LOUNGE WITH OPTIONAL
TABLET ARM AND METAL/WOOD LEGS



BARIATRIC LOUNGE

ORDERING INFORMATION

- | | |
|-----------------|-------------------------------|
| 1) Series Name | 4) Fabric Grade and Number |
| 2) Model Number | 5) Powder Coat Color for legs |
| 3) Quantity | 6) Optional Items |

SPECIFICATIONS

Frame

- Multi-ply hardwood
- Tongue and groove construction nailed and glued

Seat/Foam

- No-sag springs w/ helicoil attachment
- High resiliency foam construction throughout
- All foam bonded to frame

Legs

- 8" tall, 1.5" diameter fabricated steel angled legs
- Sand blasted prior to paint for maximum color adhesion
- Includes factory installed adjustable glides

Note:

- Tablet orders of 5 or less - choice of 3 standard laminate colors: Wilsonart Black 1595-60, Formica Brite White 459-58 or Nevamar Silver Alu Metalx MXT003.
- Tablet orders of 6 or more - any choice standard laminate colors.

COLORS / FINISHES

Legs

- Standard powder coat colors.
- Optional polished chrome available.
- Optional wood finishes available.

Note: Factory installed power/data available, see accessories section for details and pricing.

OPTIONS

- CODE: FR - CA133 Fire Retardant.
- CODE: MB - Moisture Barrier.
- CODE: PC - Polished Chrome Legs.
- CODE: WDL - Metal/Wood Legs. (Specify powder coat and wood color)
- CODE: WDL-C - Chrome/Wood Legs. (Specify wood color)
- CODE: 2FO - Two Fabric Option.
- CODE: 3FO - Three Fabric Option.
- CODE: PAC-L - Poly Arm Caps.
- CODE: WAC-L - Wood Arm Caps.
- CODE: TAB-(_) - Swivel Tablet (shape A, B or C, left or right arm).
- CODE: TABR1-(_) - Removable Tablet (shape A, B or C, left or right arm).
- CODE: TABR2-(_) - Removable Tablet (shape A, B or C, hardware both arms).
- CODE: SST - Solid Surface Tablet Arm.
- CODE: LAM5 - Non-standard laminate for 5 or less tablets see options for upcharge



Note: For all leg finishes, please refer to Laguna modular pricing sheet

DIMENSIONS	22" Straight	30" Straight	44" Straight
Seat Depth:	21"	21"	21"
Seat Width:	22"	30"	44"
Seat Height:	17"	17"	17"
Overall Depth:	27"	27"	27"
Overall Width:	27"	35"	49"
Overall Height:	30"	30"	30"
Qty./Wt.:	1 ea./75 lbs.	1 ea./90 lbs.	1 ea./110 lbs.



TWO SEAT LOUNGE

MODEL / DESCRIPTION / LIST PRICING



1200L Single Seat Lounge

COM Yardage: Total: 5.5 Yds. / Back: 1.5 Yds. / Seat: 1.5 Yds. / Arms 2.5 Yds.


COM	GR1	GR2	GR3	GR4	GR5	GR6	GR7	GR8	GR9	GR10	LEA
\$2243	\$2374	\$2505	\$2636	\$2766	\$2897	\$3028	\$3159	\$3290	\$3420	\$3551	\$3677



1202L Bariatric Lounge

COM Yardage: Total: 6 Yds. / Back: 1.75 Yds. / Seat: 1.75 Yds. / Arms 2.5 Yds.

COM	GR1	GR2	GR3	GR4	GR5	GR6	GR7	GR8	GR9	GR10	LEA
\$2910	\$3074	\$3205	\$3335	\$3466	\$3597	\$3728	\$3859	\$3989	\$4120	\$4251	\$4376



1204L Two Seat Lounge

COM Yardage: Total: 7.5 Yds. / Back: 2.5 Yds. / Seat: 2.5 Yds. / Arms 2.5 Yds.

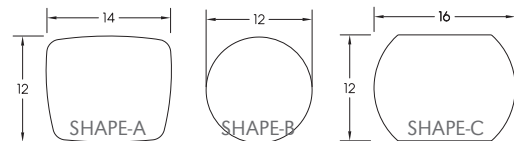
COM	GR1	GR2	GR3	GR4	GR5	GR6	GR7	GR8	GR9	GR10	LEA
\$3257	\$3420	\$3551	\$3682	\$3813	\$3944	\$4074	\$4205	\$4336	\$4467	\$4598	\$4723

TABLET SHAPES

Choose from 3 Tablet Shapes:

Tablets for all modular series are available in 3 shapes, choose from the three shapes shown and specify; A, B or C and left or right (outside tablet) when ordering. Example: TABF-(A) Left - this would be a fixed shape A tablet on the left side (when seated).

Optional Solid Surface available.



Tablet orders of 5 or less:

3 standard laminate colors:

Wilsonart Black 1595-60, Formica Brite White 459-58 or Nevamar Silver Alu Metalx MXT003.

4 standard Corian colors:

Bone, Bronzite, Glacier White, and Silver Grey.

OPTIONS

Add upcharge to list price and code to model number

FR	CA133 Fire Retardant per yard	\$90/yd.
MB	Moisture Barrier - per seat	\$125
PAC	Poly Arm Cap - Standard Black/Charcoal (Slim Arm)	\$69 each
WAC	Wood Arm Cap (Slim Arm)	\$89 each
WDL	Metal/Wood Legs	\$35 each
WDL-C	Chrome/Wood Legs	\$60 each
PC	Polished Chrome Legs	\$35 each
2FO	Two Fabric Option	\$98

3FO	Three Fabric Option	\$148
TAB-()	Swivel Tablet (specify A, B or C, left or right arm)	\$395
TABR1-()	Removable Tablet (specify A, B or C, left or right arm)	\$470
TABR2-()	Removable Tablet (specify A, B or C both arm openings)	\$570
SST	Solid Surface Tablet Arm - add to tablet option	\$125
LAM5	Non-standard laminate (5 tablets or less)	\$250 ea. tablet
SS5	Non-standard Solid Surface (5 tablets or less)	Call For Quote

LAGUNA BANQUETTE

The Laguna Banquette offers the utmost in seating comfort. A very versatile banquette system that will enhance any space or public environment.



72" BANQUETTES

ORDERING INFORMATION

- | | |
|-----------------|-------------------------------|
| 1) Series Name | 4) Fabric Grade and Number |
| 2) Model Number | 5) Powder Coat Color for legs |
| 3) Quantity | 6) Optional Items |

SPECIFICATIONS

Frame

- Multi-ply hardwood
- Tongue and groove construction nailed and glued

Seat/Foam

- No-sag springs w/ helicoil attachment
- High resiliency foam construction throughout
- All foam bonded to frame

Legs

- 8" tall, 1.5" diameter fabricated steel angled legs
- Sand blasted prior to paint for maximum color adhesion
- Includes factory installed adjustable glides

COLORS / FINISHES

Legs

- Standard powder coat colors.
- Optional polished chrome available.
- Optional wood finishes available.

OPTIONS

- CODE: FR - CAL 133 (TB 133) Fire Retardant.
- CODE: MB - Moisture Barrier (up to 60" overall width).
- CODE: MB60 - Moisture Barrier (over 60" overall width).
- CODE: PC - Polished Chrome Legs.
- CODE: ISB - Inset Back
- CODE: WDL - Metal/Wood Legs. (Specify powder coat and wood color)
- CODE: WDL-C - Chrome/Wood Legs. (Specify wood color)
- CODE: 2FO - Two Fabric Option.
- CODE: GD - Ganging Brackets (Necessary when ganging two or more modules together).



Note: For all leg finishes, please refer to Laguna modular pricing sheet

Note: Factory installed power/data available, see accessories section for details and pricing.

DIMENSIONS	48" Straight	60" Straight	72" Straight
Seat Depth:	21"	21"	21"
Seat Width:	48"	60"	72"
Seat Height:	18"	18"	18"
Overall Depth:	27"	27"	27"
Overall Width:	48"	60"	72"
Overall Height:	30"	30"	30"
Qty./Wt.:	1 ea./75 lbs.	1 ea./90 lbs.	1 ea./110 lbs.



60" STRAIGHT UNIT

MODEL / DESCRIPTION / LIST PRICING



1206 48" Straight (4 legs)

COM Yardage: Total: 5 Yds. / Back: 2.5 Yds. / Seat: 2.5 Yds.

COM	GR1	GR2	GR3	GR4	GR5	GR6	GR7	GR8	GR9	GR10	LEA
\$2243	\$2374	\$2505	\$2636	\$2766	\$2897	\$3028	\$3159	\$3290	\$3420	\$3551	\$3677



1208 60" Straight (4 legs)

COM Yardage: Total: 6 Yds. / Back: 3 Yds. / Seat: 3 Yds.

COM	GR1	GR2	GR3	GR4	GR5	GR6	GR7	GR8	GR9	GR10	LEA
\$2910	\$3074	\$3205	\$3335	\$3466	\$3597	\$3728	\$3859	\$3989	\$4120	\$4251	\$4376



1210 72" Straight (6 legs)

COM Yardage: Total: 8 Yds. / Back: 4 Yds. / Seat: 4 Yds.

COM	GR1	GR2	GR3	GR4	GR5	GR6	GR7	GR8	GR9	GR10	LEA
\$3257	\$3420	\$3551	\$3682	\$3813	\$3944	\$4074	\$4205	\$4336	\$4467	\$4598	\$4723

Note: For back-to-back applications please order two units.

OPTIONS

Add upcharge to list price and code to model number

FR	CAL 133 (TB 133) Fire Retardant per yard	\$90/yd.
MB	Moisture Barrier - up to 60" width	\$125 each
MB60	Moisture Barrier - over 60" width	\$200 each
WDL	Metal/Wood Legs	\$35 each
WDL-C	Chrome/Wood Legs	\$60 each

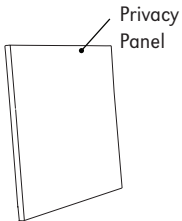
PC	Polished Chrome Legs	\$35 each
2FO	Two Fabric Option	\$98
ISB	Inset Back	\$50
GD	Ganging Brackets	\$52

PRIVACY PANELS ONLY

DIMENSIONS	48" Wide Privacy Panel	60" Wide Privacy Panel	72" Wide Privacy Panel
Panel Depth:	1"	1"	1"
Panel Width:	48"	60"	72"
Panel Height:	48"	48"	48"


 LAGUNA 72" BANQUETTE
 WITH PRIVACY PANEL

 1/2" THICK ACRYLIC
 PRIVACY PANELS AVAILABLE

MODEL / DESCRIPTION / LIST PRICING

360P 48" Wide Privacy Panel

COM Yardage: Total: 3 Yds. (Please allow extra fabric for repeat design.)

COM	GR1	GR2	GR3	GR4	GR5	GR6	GR7	GR8	GR9	GR10	LEA
\$948	\$1015	\$1055	\$1098	\$1141	\$1187	\$1234	\$1283	\$1334	\$1389	\$1443	\$1706
LAMINATE			VENEER			ACRYLIC					
\$929			\$1827			CALL					

362P 60" Wide Privacy Panel

COM Yardage: Total: 4 Yds. (Please allow extra fabric for repeat design.)

COM	GR1	GR2	GR3	GR4	GR5	GR6	GR7	GR8	GR9	GR10	LEA
\$1250	\$1339	\$1391	\$1448	\$1505	\$1565	\$1627	\$1693	\$1760	\$1831	\$1904	\$2251
LAMINATE			VENEER			ACRYLIC					
\$1214			\$2350			CALL					

365P 72" Wide Privacy Panel

COM Yardage: Total: 5 Yds. (Please allow extra fabric for repeat design.)

COM	GR1	GR2	GR3	GR4	GR5	GR6	GR7	GR8	GR9	GR10	LEA
\$1531	\$1638	\$1704	\$1772	\$1843	\$1916	\$1993	\$2073	\$2156	\$2242	\$2330	\$2756
LAMINATE			VENEER			ACRYLIC					
\$1477			\$2759			CALL					

LAGUNA OTTOMAN AND TABLE VERSATILITY



42" DIAMETER ROUND OTTOMAN
NO LEGS



36" ALMOST SQUARE OTTOMAN
WITH CASTERS



24" ALMOST SQUARE OTTOMAN
WITH CASTERS AND TABLET



30" DIAMETER ROUND OCCASIONAL TABLE WITH CASTERS



30" ALMOST SQUARE OCCASIONAL TABLE

DIMENSIONS	24" Dia Ottoman	30" Dia Ottoman	36" Dia Ottoman	42" Dia Ottoman
Overall Depth:	24"	30"	36"	42"
Overall Width:	24"	30"	36"	42"
Overall Height:	16"	16"	16"	16"
Qty./Wt.:	1 ea./20 lbs.	1 ea./29 lbs.	1 ea./42 lbs.	1 ea./59 lbs.



ROUND OTTOMAN 24" DIAMETER

MODEL / DESCRIPTION / LIST PRICING

1238 24" Diameter Ottoman (4 Legs)


COM Yardage: Total: 2.25 Yds. / Sides: 1.5 Yds. / Top: .75 Yds.

COM	GR1	GR2	GR3	GR4	GR5	GR6	GR7	GR8	GR9	GR10	LEA
\$1079	\$1210	\$1341	\$1472	\$1602	\$1733	\$1864	\$1995	\$2126	\$2256	\$2387	\$2512


1240 30" Diameter Ottoman (4 Legs)


COM Yardage: Total: 2.75 Yds. / Sides: 1.75 Yds. / Top: 1 Yds.

COM	GR1	GR2	GR3	GR4	GR5	GR6	GR7	GR8	GR9	GR10	LEA
\$1280	\$1410	\$1541	\$1672	\$1803	\$1934	\$2064	\$2195	\$2326	\$2457	\$2588	\$2713


1242 36" Diameter Ottoman (4 Legs)

COM Yardage: Total: 3.25 Yds. / Sides: 2 Yds. / Top: 1.25 Yds.

COM	GR1	GR2	GR3	GR4	GR5	GR6	GR7	GR8	GR9	GR10	LEA
\$1400	\$1530	\$1661	\$1792	\$1923	\$2054	\$2184	\$2315	\$2446	\$2577	\$2708	\$2833


1244 42" Diameter Ottoman (5 Legs)

COM Yardage: Total: 3.75 Yds. / Sides: 2.25 Yds. / Top: 1.5 Yds.

COM	GR1	GR2	GR3	GR4	GR5	GR6	GR7	GR8	GR9	GR10	LEA
\$1705	\$1836	\$1966	\$2097	\$2228	\$2359	\$2490	\$2620	\$2751	\$2882	\$3013	\$3138

OPTIONS

Add upcharge to list price and code to model number

FR	CAL 133 (TB 133) Fire Retardant per yard	\$90/yd.
MB	Moisture Barrier - per ottoman	\$125
PC	Polished Chrome Legs	\$35 each

WDL	Metal/Wood Legs	\$35 each
WDL-C	Chrome/Wood Legs	\$60 each
2FO	Two Fabric Option	\$98

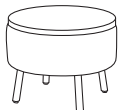
DIMENSIONS	24" Dia	30" Dia	36" Dia	42" Dia
Overall Depth:	24"	30"	36"	42"
Overall Width:	24"	30"	36"	42"
Overall Height:	17"	17"	17"	17"
Qty./Wt.:	1 ea./20 lbs.	1 ea./29 lbs.	1 ea./42 lbs.	1 ea./59 lbs.



30" DIAMETER OCCASIONAL
TABLE

Note: All laminate table heights are 17" with edge 4-B

MODEL / DESCRIPTION / LIST PRICING



1238/T 24" Diameter Occasional Table (4 Legs)

COM Yardage: Total: 1.5 Yds.

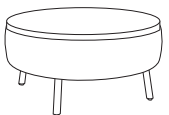
COM	GR1	GR2	GR3	GR4	GR5	GR6	GR7	GR8	GR9	GR10	LEA
\$1488	\$1619	\$1749	\$1880	\$2011	\$2142	\$2273	\$2403	\$2534	\$2665	\$2796	\$2921



1240/T 30" Diameter Occasional Table (4 Legs)

COM Yardage: Total: 1.75 Yds.

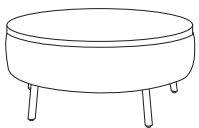
COM	GR1	GR2	GR3	GR4	GR5	GR6	GR7	GR8	GR9	GR10	LEA
\$1787	\$1917	\$2048	\$2179	\$2310	\$2441	\$2571	\$2702	\$2833	\$2964	\$3095	\$3220



1242/T 36" Diameter Occasional Table (4 Legs)

COM Yardage: Total: 2 Yds.

COM	GR1	GR2	GR3	GR4	GR5	GR6	GR7	GR8	GR9	GR10	LEA
\$1983	\$2114	\$2244	\$2375	\$2506	\$2637	\$2768	\$2898	\$3029	\$3160	\$3291	\$3416



1244/T 42" Diameter Occasional Table (5 Legs)

COM Yardage: Total: 2.25 Yds.

COM	GR1	GR2	GR3	GR4	GR5	GR6	GR7	GR8	GR9	GR10	LEA
\$2490	\$2620	\$2751	\$2882	\$3013	\$3144	\$3274	\$3405	\$3536	\$3667	\$3798	\$3923

OPTIONS

Add upcharge to list price and code to model number

FR	CAL 133 (TB 133) Fire Retardant per yard	\$90/yd.
PC	Polished Chrome Legs	\$35 each

WDL	Metal/Wood Legs	\$35 each
WDL-C	Chrome/Wood Legs	\$60 each

DIMENSIONS	18" Dia Ottoman	24" Dia Ottoman	30" Dia Ottoman	36" Dia Ottoman	42" Dia Ottoman
Overall Depth:	18"	24"	30"	36"	42"
Overall Width:	18"	24"	30"	36"	42"
Overall Height:	16"	16"	16"	16"	16"
Qty./Wt.:	1 ea./14 lbs.	1 ea./22 lbs.	1 ea./35 lbs.	1 ea./51 lbs.	1 ea./69 lbs.

Note: glides are installed



ROUND OTTOMAN NO LEGS
42" DIAMETER

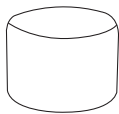
MODEL / DESCRIPTION / LIST PRICING



1237NL 18" Diameter Ottoman No Legs (casters not available)

COM Yardage: Total: 2 Yds. / Top: .75 Yds. / Sides: 1.5 Yds.

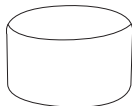
COM	GR1	GR2	GR3	GR4	GR5	GR6	GR7	GR8	GR9	GR10	LEA
\$876	\$1007	\$1138	\$1269	\$1400	\$1530	\$1661	\$1792	\$1923	\$2054	\$2184	\$2310



1238NL 24" Diameter Ottoman No Legs (4 casters needed)

COM Yardage: Total: 2.25 Yds. / Top: .75 Yds. / Sides: 1.5 Yds.

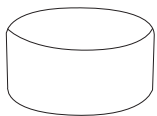
COM	GR1	GR2	GR3	GR4	GR5	GR6	GR7	GR8	GR9	GR10	LEA
\$996	\$1127	\$1258	\$1389	\$1519	\$1650	\$1781	\$1912	\$2043	\$2173	\$2304	\$2430



1240NL 30" Diameter Ottoman No Legs (4 casters needed)

COM Yardage: Total: 2.5 Yds. / Top: 1 Yds. / Sides: 1.5 Yds.

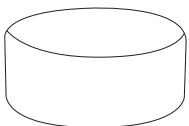
COM	GR1	GR2	GR3	GR4	GR5	GR6	GR7	GR8	GR9	GR10	LEA
\$1182	\$1312	\$1443	\$1574	\$1705	\$1836	\$1966	\$2097	\$2228	\$2359	\$2490	\$2615



1242NL 36" Diameter Ottoman No Legs (4 casters needed)

COM Yardage: Total: 4.25 Yds. / Top: 1.25 Yds. / Sides: 3 Yds.

COM	GR1	GR2	GR3	GR4	GR5	GR6	GR7	GR8	GR9	GR10	LEA
\$1292	\$1422	\$1553	\$1684	\$1815	\$1946	\$2076	\$2207	\$2338	\$2469	\$2600	\$2725



1244NL 42" Diameter Ottoman No Legs (5 casters needed)

COM Yardage: Total: 4.5 Yds. / Top: 1.5 Yds. / Sides: 3 Yds.

COM	GR1	GR2	GR3	GR4	GR5	GR6	GR7	GR8	GR9	GR10	LEA
\$1574	\$1705	\$1836	\$1966	\$2097	\$2228	\$2359	\$2490	\$2620	\$2751	\$2882	\$3007

OPTIONS

Add upcharge to list price and code to model number

FR	CAL 133 (TB 133) Fire Retardant per yard	\$90/yd.
MB	Moisture Barrier - per ottoman	\$125

2FO	Two Fabric Option	\$98
CAS3	Black 3" Casters (not available on 18" size)	\$25 each

DIMENSIONS	18" Dia	24" Dia	30" Dia	36" Dia	42" Dia
Overall Depth:	18"	24"	30"	36"	42"
Overall Width:	18"	24"	30"	36"	42"
Overall Height:	17"	17"	17"	17"	17"
Qty./Wt.:	1 ea./14 lbs.	1 ea./22 lbs.	1 ea./35 lbs.	1 ea./51 lbs.	1 ea./69 lbs.

Note: glides are installed

Note: All laminate table heights are 17" with edge 4-B



ROUND OCCASIONAL TABLE
WITH NO LEGS

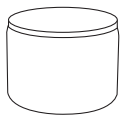
MODEL / DESCRIPTION / LIST PRICING



1237NL/T 18" Diameter Occasional Table No Legs (casters not available)

COM Yardage: Total: 1.5 Yds.

COM	GR1	GR2	GR3	GR4	GR5	GR6	GR7	GR8	GR9	GR10	LEA
\$1247	\$1378	\$1509	\$1639	\$1770	\$1901	\$2032	\$2163	\$2293	\$2424	\$2555	\$2680



1238NL/T 24" Diameter Occasional Table No Legs (4 casters needed)

COM Yardage: Total: 2 Yds.

COM	GR1	GR2	GR3	GR4	GR5	GR6	GR7	GR8	GR9	GR10	LEA
\$1405	\$1536	\$1667	\$1797	\$1928	\$2059	\$2190	\$2321	\$2451	\$2582	\$2713	\$2838



1240NL/T 30" Diameter Occasional Table No Legs (4 casters needed)

COM Yardage: Total: 2.25 Yds.

COM	GR1	GR2	GR3	GR4	GR5	GR6	GR7	GR8	GR9	GR10	LEA
\$1688	\$1819	\$1950	\$2081	\$2212	\$2342	\$2473	\$2604	\$2735	\$2866	\$2996	\$3122



1242NL/T 36" Diameter Occasional Table No Legs (4 casters needed)

COM Yardage: Total: 3 Yds.

COM	GR1	GR2	GR3	GR4	GR5	GR6	GR7	GR8	GR9	GR10	LEA
\$1875	\$2006	\$2136	\$2267	\$2398	\$2529	\$2660	\$2790	\$2921	\$3052	\$3183	\$3308



1244NL/T 42" Diameter Occasional Table No Legs (5 casters needed)

COM Yardage: Total: 3 Yds.

COM	GR1	GR2	GR3	GR4	GR5	GR6	GR7	GR8	GR9	GR10	LEA
\$2359	\$2490	\$2620	\$2751	\$2882	\$3013	\$3144	\$3274	\$3405	\$3536	\$3667	\$3792

OPTIONS

Add upcharge to list price and code to model number

FR	CAL 133 (TB 133) Fire Retardant per yard	\$90/yd.	CAS3	Black 3" Casters (not available on 18" size)	\$25 each
----	--	----------	------	--	-----------

DIMENSIONS	24" Square Ottoman	30" Square Ottoman	36" Square Ottoman	42" Square Ottoman
Overall Depth:	24"	30"	36"	42"
Overall Width:	24"	30"	36"	42"
Overall Height:	16"	16"	16"	16"
Qty./Wt.:	1 ea./24 lbs.	1 ea./37 lbs.	1 ea./54 lbs.	1 ea./75 lbs.



30" ALMOST SQUARE OTTOMAN

MODEL / DESCRIPTION / LIST PRICING

1246 24" Almost Square Ottoman (4 Legs)

COM Yardage: Total: 2 Yds. / Sides: 1 Yds. / Top: 1 Yds.

COM	GR1	GR2	GR3	GR4	GR5	GR6	GR7	GR8	GR9	GR10	LEA
\$1112	\$1243	\$1373	\$1504	\$1635	\$1766	\$1897	\$2027	\$2158	\$2289	\$2420	\$2545


1248 30" Almost Square Ottoman (4 Legs)

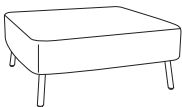
COM Yardage: Total: 2.25 Yds. / Sides: 1.25 Yds. / Top: 1 Yds.

COM	GR1	GR2	GR3	GR4	GR5	GR6	GR7	GR8	GR9	GR10	LEA
\$1293	\$1424	\$1554	\$1685	\$1816	\$1947	\$2078	\$2208	\$2339	\$2470	\$2601	\$2726


1250 36" Almost Square Ottoman (4 Legs)

COM Yardage: Total: 3 Yds. / Sides: 1.5 Yds. / Top: 1.5 Yds.

COM	GR1	GR2	GR3	GR4	GR5	GR6	GR7	GR8	GR9	GR10	LEA
\$1415	\$1546	\$1676	\$1807	\$1938	\$2069	\$2200	\$2330	\$2461	\$2592	\$2723	\$2848


1252 42" Almost Square Ottoman (4 Legs)

COM Yardage: Total: 3.5 Yds. / Sides: 1.75 Yds. / Top: 1.75 Yds.

COM	GR1	GR2	GR3	GR4	GR5	GR6	GR7	GR8	GR9	GR10	LEA
\$1735	\$1866	\$1997	\$2128	\$2258	\$2389	\$2520	\$2651	\$2782	\$2912	\$3043	\$3169

OPTIONS

Add upcharge to list price and code to model number

FR	CAL 133 (TB 133) Fire Retardant per yard	\$90/yd.
MB	Moisture Barrier - per ottoman	\$125
PC	Polished Chrome Legs	\$35 each

WDL	Metal/Wood Legs	\$35 each
WDL-C	Chrome/Wood Legs	\$60 each
2FO	Two Fabric Option	\$98

DIMENSIONS	24" Square	30" Square	36" Square	42" Square
Overall Depth:	24"	30"	36"	42"
Overall Width:	24"	30"	36"	42"
Overall Height:	17"	17"	17"	17"
Qty./Wt.:	1 ea./24 lbs.	1 ea./37 lbs.	1 ea./54 lbs.	1 ea./75 lbs.



30" ALMOST SQUARE
OCCASIONAL TABLE

Note: All laminate table heights are 17" with edge 4-B

MODEL / DESCRIPTION / LIST PRICING



1246/T 24" Almost Square Occasional Table (4 Legs)

COM Yardage: Total: 1 Yds.

COM	GR1	GR2	GR3	GR4	GR5	GR6	GR7	GR8	GR9	GR10	LEA
\$1564	\$1695	\$1826	\$1957	\$2087	\$2218	\$2349	\$2480	\$2611	\$2741	\$2872	\$2998



1248/T 30" Almost Square Occasional Table (4 Legs)

COM Yardage: Total: 1.25 Yds.

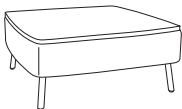
COM	GR1	GR2	GR3	GR4	GR5	GR6	GR7	GR8	GR9	GR10	LEA
\$1832	\$1963	\$2094	\$2225	\$2355	\$2486	\$2617	\$2748	\$2879	\$3009	\$3140	\$3266



1250/T 36" Almost Square Occasional Table (4 Legs)

COM Yardage: Total: 1.5 Yds.

COM	GR1	GR2	GR3	GR4	GR5	GR6	GR7	GR8	GR9	GR10	LEA
\$2036	\$2167	\$2298	\$2429	\$2559	\$2690	\$2821	\$2952	\$3083	\$3213	\$3344	\$3469



1252/T 42" Almost Square Occasional Table (4 Legs)

COM Yardage: Total: 1.75 Yds.

COM	GR1	GR2	GR3	GR4	GR5	GR6	GR7	GR8	GR9	GR10	LEA
\$2575	\$2705	\$2836	\$2967	\$3098	\$3229	\$3359	\$3490	\$3621	\$3752	\$3883	\$4008

OPTIONS

Add upcharge to list price and code to model number

FR	CAL 133 (TB 133) Fire Retardant per yard	\$90/yd.
PC	Polished Chrome Legs	\$35 each

WDL	Metal/Wood Legs	\$35 each
WDL-C	Chrome/Wood Legs	\$60 each

DIMENSIONS	18" Square Ottoman	24" Square Ottoman	30" Square Ottoman	36" Square Ottoman	42" Square Ottoman
Overall Depth:	18"	24"	30"	36"	42"
Overall Width:	18"	24"	30"	36"	42"
Overall Height:	16"	16"	16"	16"	16"
Qty./Wt.:	1 ea./17 lbs.	1 ea./29 lbs.	1 ea./45 lbs.	1 ea./65 lbs.	1 ea./88 lbs.

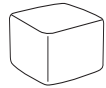
Note: glides are installed

Note: All laminate table heights are 17"



36" SQUARE OTTOMAN
NO LEGS

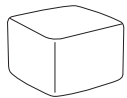
MODEL / DESCRIPTION / LIST PRICING



1245NL 18" Almost Square Ottoman No Legs (casters not available)

COM Yardage: Total: 2 Yds. / Top: .75 Yds. / Sides: 1.5 Yds.

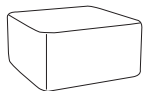
COM	GR1	GR2	GR3	GR4	GR5	GR6	GR7	GR8	GR9	GR10	LEA
\$903	\$1033	\$1164	\$1295	\$1426	\$1557	\$1687	\$1818	\$1949	\$2080	\$2211	\$2336



1246NL 24" Almost Square Ottoman No Legs (4 casters needed)

COM Yardage: Total: 2.25 Yds. / Top: .75 Yds. / Sides: 1.5 Yds.

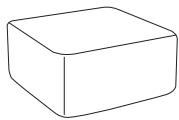
COM	GR1	GR2	GR3	GR4	GR5	GR6	GR7	GR8	GR9	GR10	LEA
\$1026	\$1156	\$1287	\$1418	\$1549	\$1680	\$1810	\$1941	\$2072	\$2203	\$2334	\$2459



1248NL 30" Almost Square Ottoman No Legs (4 casters needed)

COM Yardage: Total: 3.25 Yds. / Top: 1 Yds. / Sides: 3 Yds.

COM	GR1	GR2	GR3	GR4	GR5	GR6	GR7	GR8	GR9	GR10	LEA
\$1194	\$1324	\$1455	\$1586	\$1717	\$1848	\$1978	\$2109	\$2240	\$2371	\$2502	\$2627



1250NL 36" Almost Square Ottoman No Legs (4 casters needed)

COM Yardage: Total: 3.75 Yds. / Top: 1.25 Yds. / Sides: 3.5 Yds.

COM	GR1	GR2	GR3	GR4	GR5	GR6	GR7	GR8	GR9	GR10	LEA
\$1306	\$1437	\$1567	\$1698	\$1829	\$1960	\$2091	\$2221	\$2352	\$2483	\$2614	\$2739



1252NL 42" Almost Square Ottoman No Legs (4 casters needed)

COM Yardage: Total: 4.5 Yds. / Top: 1.25 Yds. / Sides: 3.5 Yds.

COM	GR1	GR2	GR3	GR4	GR5	GR6	GR7	GR8	GR9	GR10	LEA
\$1601	\$1732	\$1863	\$1994	\$2124	\$2255	\$2386	\$2517	\$2648	\$2778	\$2909	\$3035

OPTIONS

Add upcharge to list price and code to model number

FR	CAL 133 (TB 133) Fire Retardant per yard	\$90/yd.
MB	Moisture Barrier - per ottoman	\$125
2FO	Two Fabric Option	\$98

CAS3	Black 3" Casters (not available on 18" size)	\$25 each
TAB-LO	Fixed Tablet Arm (Specify shape A, B, or C)	\$495

DIMENSIONS	18" Square	24" Square	30" Square	36" Square	42" Square
Overall Depth:	18"	24"	30"	36"	42"
Overall Width:	18"	24"	30"	36"	42"
Overall Height:	17"	17"	17"	17"	17"
Qty./Wt.:	1 ea./17 lbs.	1 ea./29 lbs.	1 ea./45 lbs.	1 ea./65 lbs.	1 ea./88 lbs.

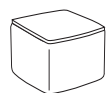
Note: glides are installed

Note: All laminate table heights are 17" with edge 4-B



30" SQUARE OCCASIONAL TABLE
WITH NO LEGS

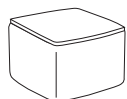
MODEL / DESCRIPTION / LIST PRICING



1245NL/T 18" Almost Square Occasional Table - No Legs (casters not available)

COM Yardage: Total: 1.5 Yds.

COM	GR1	GR2	GR3	GR4	GR5	GR6	GR7	GR8	GR9	GR10	LEA
\$1328	\$1458	\$1589	\$1720	\$1851	\$1982	\$2112	\$2243	\$2374	\$2505	\$2636	\$2761



1246NL/T 24" Almost Square Occasional Table - No Legs (4 casters needed)

COM Yardage: Total: 2.25 Yds.

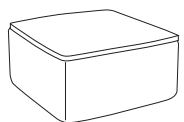
COM	GR1	GR2	GR3	GR4	GR5	GR6	GR7	GR8	GR9	GR10	LEA
\$1478	\$1609	\$1740	\$1870	\$2001	\$2132	\$2263	\$2394	\$2524	\$2655	\$2786	\$2911



1248NL/T 30" Almost Square Occasional Table - No Legs (4 casters needed)

COM Yardage: Total: 3 Yds.

COM	GR1	GR2	GR3	GR4	GR5	GR6	GR7	GR8	GR9	GR10	LEA
\$1733	\$1864	\$1995	\$2126	\$2256	\$2387	\$2518	\$2649	\$2780	\$2910	\$3041	\$3166



1250NL/T 36" Almost Square Occasional Table - No Legs (4 casters needed)

COM Yardage: Total: 3.25 Yds.

COM	GR1	GR2	GR3	GR4	GR5	GR6	GR7	GR8	GR9	GR10	LEA
\$1927	\$2058	\$2189	\$2320	\$2450	\$2581	\$2712	\$2843	\$2974	\$3104	\$3235	\$3360



1252NL/T 42" Almost Square Occasional Table - No Legs (4 casters needed)

COM Yardage: Total: 3.5 Yds.

COM	GR1	GR2	GR3	GR4	GR5	GR6	GR7	GR8	GR9	GR10	LEA
\$2441	\$2571	\$2702	\$2833	\$2964	\$3095	\$3225	\$3356	\$3487	\$3618	\$3749	\$3874

OPTIONS

Add upcharge to list price and code to model number

FR	CAL 133 (TB 133) Fire Retardant per yard	\$90/yd.	CAS3	Black 3" Casters (not available on 18" size)	\$25 each
----	--	----------	------	--	-----------

DIMENSIONS	22" Straight	44" Straight	66" Straight
Overall Depth:	20"	20"	20"
Overall Width:	22"	44"	66"
Overall Height:	17"	17"	17"
Table Height	16"	16"	16"
Qty./Wt.:	1 ea./58 lbs.	1 ea./68 lbs.	1 ea./85 lbs.



BENCH W/CENTER TABLE



44" BENCH

MODEL / DESCRIPTION / LIST PRICING



1254 22" Straight Bench (4 Legs)

COM Yardage: Total: 2 Yds. / Sides: 1 Yds. / Top: 1 Yds.

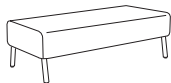
COM	GR1	GR2	GR3	GR4	GR5	GR6	GR7	GR8	GR9	GR10	LEA
\$1025	\$1101	\$1177	\$1264	\$1341	\$1428	\$1515	\$1602	\$1690	\$1777	\$1864	\$1989



1256 44" Straight Bench (4 Legs)

COM Yardage: Total: 3 Yds. / Sides: 1.5 Yds. / Top: 1.5 Yds.

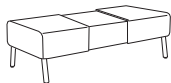
COM	GR1	GR2	GR3	GR4	GR5	GR6	GR7	GR8	GR9	GR10	LEA
\$1764	\$1894	\$2025	\$2156	\$2287	\$2418	\$2548	\$2679	\$2810	\$2941	\$3072	\$3197



1258 66" Straight Bench (4 Legs)

COM Yardage: Total: 4 Yds. / Sides: 2 Yds. / Top: 2 Yds.

COM	GR1	GR2	GR3	GR4	GR5	GR6	GR7	GR8	GR9	GR10	LEA
\$2058	\$2189	\$2320	\$2450	\$2581	\$2712	\$2843	\$2974	\$3104	\$3235	\$3366	\$3491



1258T 66" Straight Bench with Center LaminateTable (4 Legs)

COM Yardage: Total: 3 Yds. / Sides: 1.5 Yds. / Top: 1.5 Yds.

COM	GR1	GR2	GR3	GR4	GR5	GR6	GR7	GR8	GR9	GR10	LEA
\$2200	\$2330	\$2461	\$2592	\$2723	\$2854	\$2984	\$3115	\$3246	\$3377	\$3508	\$3633

1258V 66" Straight Bench with Center Veneer Table (4 Legs)

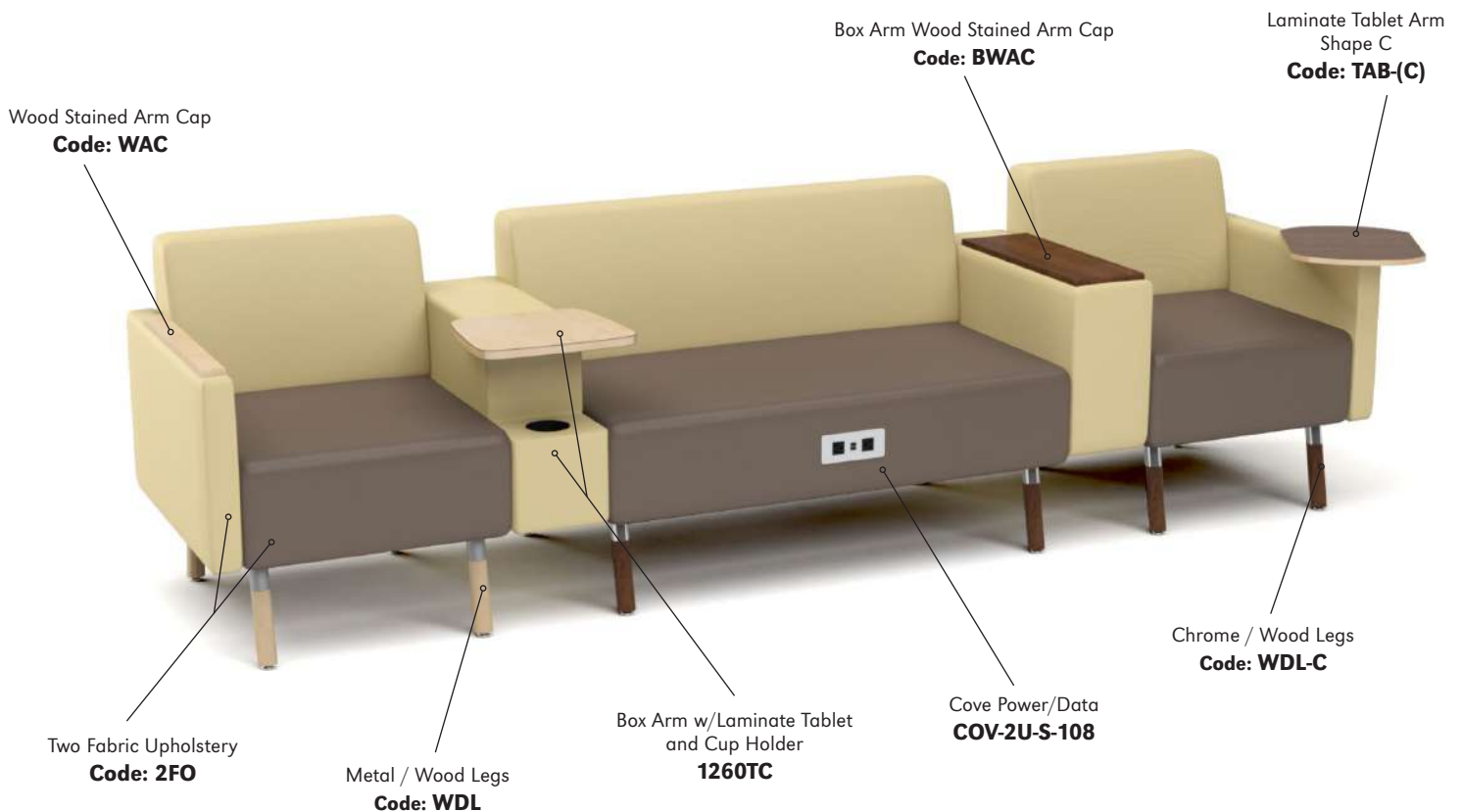
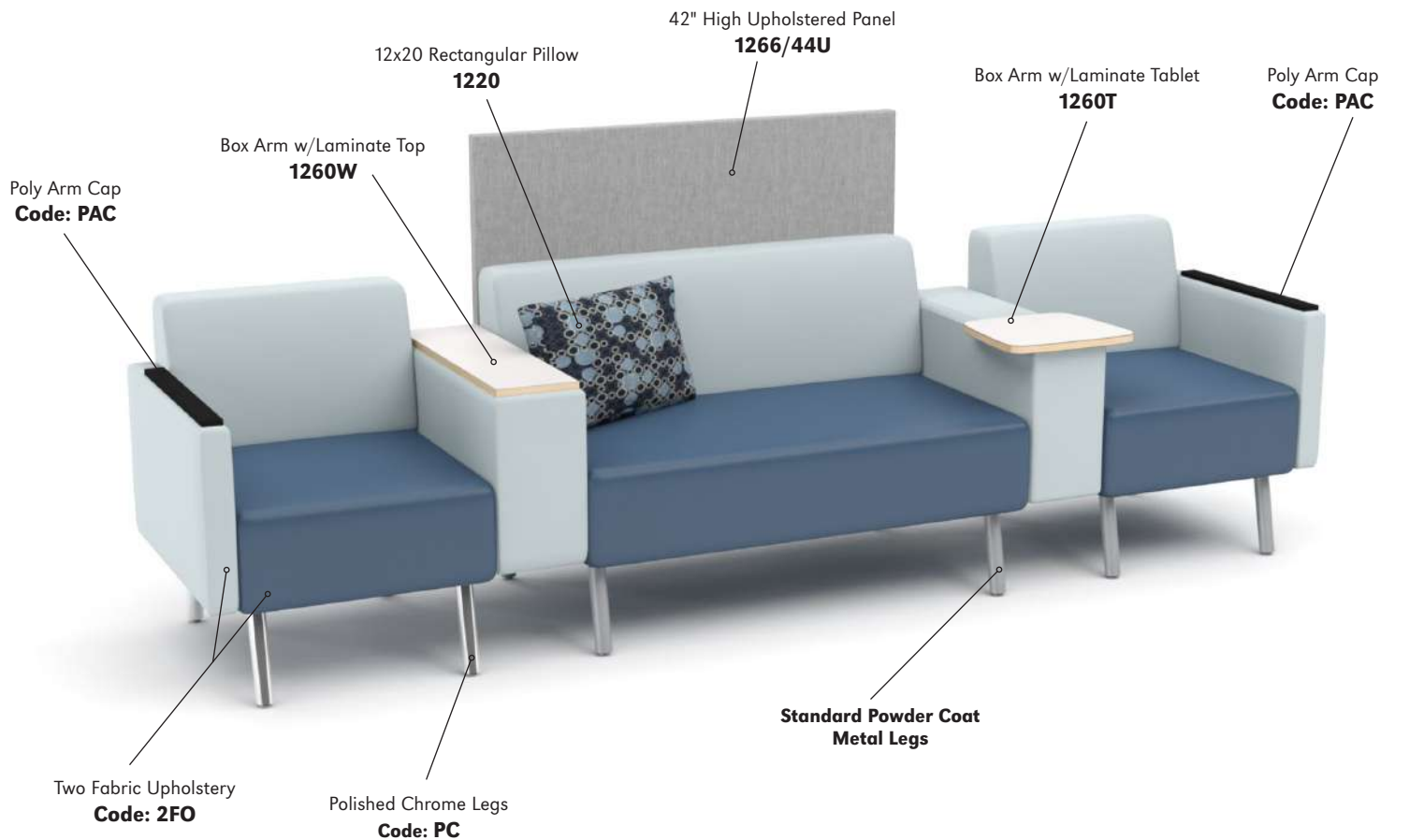
COM	GR1	GR2	GR3	GR4	GR5	GR6	GR7	GR8	GR9	GR10	LEA
\$2311	\$2442	\$2572	\$2703	\$2834	\$2965	\$3096	\$3226	\$3357	\$3488	\$3619	\$3744

OPTIONS

Add upcharge to list price and code to model number

FR	CAL 133 (TB 133) Fire Retardant per yard	\$90/yd.
MB	Moisture Barrier - up to 60" overall width	\$125
MB60	Moisture Barrier - over 60" overall width	\$200
PC	Polished Chrome Legs	\$35 each

WDL	Metal/Wood Legs	\$35 each
WDL-C	Chrome/Wood Legs	\$60 each
2FO	Two Fabric Option	\$98

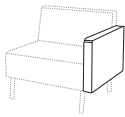


DIMENSIONS	Outside Slim Arm L/R	Center Slim Arm
Overall Depth:	27"	20"
Overall Width:	3"	3"
Arm Height:	24"	24"
Qty./Wt.:	1 ea./25 lbs.	1 ea./10 lbs.



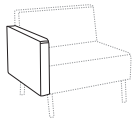
OUTSIDE SLIM ARMS

MODEL / DESCRIPTION / LIST PRICING


1259L Left Outside Slim Arm

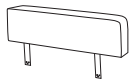
COM Yardage: Total: 1.5 Yds.

COM	GR1	GR2	GR3	GR4	GR5	GR6	GR7	GR8	GR9	GR10	LEA
\$259	\$278	\$289	\$300	\$312	\$325	\$338	\$351	\$365	\$380	\$395	\$467


1259R Right Outside Slim Arm

COM Yardage: Total: 1.5 Yds.

COM	GR1	GR2	GR3	GR4	GR5	GR6	GR7	GR8	GR9	GR10	LEA
\$259	\$278	\$289	\$300	\$312	\$325	\$338	\$351	\$365	\$380	\$395	\$467


1259C Center Slim Arm

COM Yardage: Total: 1 Yds.

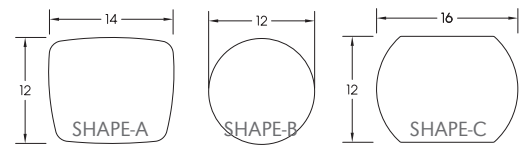
COM	GR1	GR2	GR3	GR4	GR5	GR6	GR7	GR8	GR9	GR10	LEA
\$238	\$281	\$314	\$358	\$390	\$423	\$456	\$488	\$532	\$576	\$619	\$717

TABLET SHAPES

Choose from 3 Tablet Shapes:

Tablets for all modular series are available in 3 shapes, choose from the three shapes shown and specify; A, B or C and left or right (outside tablet) when ordering. Example: TABF-(A) Left - this would be a fixed shape A tablet on the left side (when seated).

Optional Solid Surface available.



Tablet orders of 5 or less:

3 standard laminate colors:

Wilsonart Black 1595-60, Formica Brite White 459-58 or Nevamar Silver Alu Metalx MXT003.

4 standard Corian colors:

Bone, Bronzite, Glacier White, and Silver Grey.

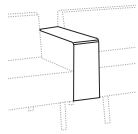
OPTIONS

Add upcharge to list price and code to model number

FR	CAL 133 (TB 133) Fire Retardant per yard	\$90/yd.	TABR2-(L)	Removable Tablet (specify A, B or C both arm openings)	\$570
WAC	Wood Arm Cap (Slim Arm)	\$89 each	SST	Solid Surface Tablet Arm - add to tablet option	\$125
PAC	Poly Arm Cap - Standard Black/Charcoal (Slim Arm)	\$69 each	LAM5	Non-standard laminate (5 tablets or less)	\$250 ea. tablet
TAB-(L)	Swivel Tablet (specify A, B or C, left or right arm)	\$395	SS5	Non-standard Solid Surface (5 tablets or less)	Call For Quote
TABR1-(L)	Removable Tablet (specify A, B or C, left or right arm)	\$470			

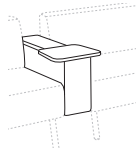
DIMENSIONS	Center Box Arm
Overall Depth:	27"
Overall Width:	8"
Arm Height:	24"
Qty./Wt.:	1 ea./25 lbs.


 CENTER BOX ARMS
 WITH TABLET OPTIONS

MODEL / DESCRIPTION / LIST PRICING

1260C Center Box Arm

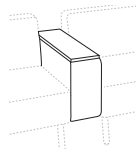
COM Yardage: Total: 2 Yds

COM	GR1	GR2	GR3	GR4	GR5	GR6	GR7	GR8	GR9	GR10	LEA
\$316	\$360	\$392	\$436	\$469	\$501	\$534	\$567	\$610	\$654	\$698	\$796


1260T Box Arm plus tablet

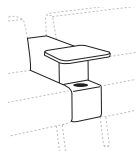
COM Yardage: Total: 2 Yds

COM	GR1	GR2	GR3	GR4	GR5	GR6	GR7	GR8	GR9	GR10	LEA
\$621	\$665	\$698	\$741	\$774	\$807	\$839	\$872	\$916	\$959	\$1003	\$1101


1260W Box Arm plus Table

COM Yardage: Total: 2 Yds

COM	GR1	GR2	GR3	GR4	GR5	GR6	GR7	GR8	GR9	GR10	LEA
\$659	\$703	\$736	\$779	\$812	\$845	\$877	\$910	\$954	\$997	\$1041	\$1139

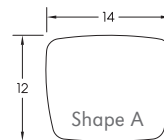

1260TC Box Arm plus Tablet plus Cup Holder

COM Yardage: Total: 2 Yds

COM	GR1	GR2	GR3	GR4	GR5	GR6	GR7	GR8	GR9	GR10	LEA
\$883	\$927	\$959	\$1003	\$1036	\$1068	\$1101	\$1134	\$1177	\$1221	\$1264	\$1363

Notes:

- **Box arm pricing includes ganging**
- Tablet orders of 5 or less - choice of 3 standard laminate colors: Wilsonart Black 1595-60, Formica Brite White 459-58 or Nevamar Silver Alu Metalx MXT003. Choice of 4 standard Corian colors: Bone, Bronzite, Glacier White, and Silver Grey.
- Solid surface tablet orders of 5 or less - choice of **Corian**: Bone, Bronzite, Glacier White, and Silver Grey.
- Tablet orders of 6 or more - any choice standard laminate colors.
- Optional Solid Surface available.


 Box Arm tablet Arm
 available in Shape A only

OPTIONS

Add upcharge to list price and code to model number

FR	CAL 133 (TB 133) Fire Retardant per yard	\$90/yd.	LAM5	Non-standard laminate (5 tablets or less)	\$250 ea. tablet
BWAC	Wood Arm Cap (Box Arm)	\$235 each	SS5	Non-standard Solid Surface (5 tablets or less)	Call For Quote
SST	Solid Surface Tablet Arm - add to tablet option	\$125			

DIMENSIONS	22" Bolster	30" Bolster	44" Bolster	12"x20" Pillow	16"x16" Pillow
Overall Depth:	6"	6"	6"	4"	4"
Overall Width:	22"	30"	44"	20"	16"
Overall Height:	6"	6"	6"	12"	16"
Qty./Wt.:	1 ea./25 lbs.	1 ea./25 lbs.	1 ea./25 lbs.	1 ea./25 lbs.	1 ea./25 lbs.



LAGUNA TWO SEAT HIDEOUT WITH BOLSTER

MODEL / DESCRIPTION / LIST PRICING

1219-22 22" Round Bolster

COM Yardage: Total: .75 Yds.

COM	GR1	GR2	GR3	GR4	GR5	GR6	GR7	GR8	GR9	GR10	LEA
\$276	\$295	\$307	\$319	\$332	\$346	\$360	\$374	\$389	\$404	\$421	\$497


1219-30 30" Round Bolster

COM Yardage: Total: 1 Yds.

COM	GR1	GR2	GR3	GR4	GR5	GR6	GR7	GR8	GR9	GR10	LEA
\$344	\$368	\$384	\$399	\$415	\$432	\$449	\$467	\$485	\$505	\$525	\$620


1219-44 44" Round Bolster

COM Yardage: Total: 1.5 Yds.

COM	GR1	GR2	GR3	GR4	GR5	GR6	GR7	GR8	GR9	GR10	LEA
\$439	\$470	\$488	\$508	\$529	\$549	\$572	\$594	\$618	\$643	\$669	\$790


1220 12" x 20" Rectangle Pillow

COM Yardage: Total: .75 Yds.

COM	GR1	GR2	GR3	GR4	GR5	GR6	GR7	GR8	GR9	GR10	LEA
\$341	\$365	\$379	\$395	\$410	\$427	\$444	\$461	\$480	\$499	\$519	\$614


1221 16" x 16" Square Pillow

COM Yardage: Total: .75 Yds.

COM	GR1	GR2	GR3	GR4	GR5	GR6	GR7	GR8	GR9	GR10	LEA
\$362	\$387	\$402	\$419	\$435	\$452	\$471	\$489	\$509	\$529	\$550	\$651

OPTIONS

Add upcharge to list price and code to model number

FR	CAL 133 (TB 133) Fire Retardant per yard	\$90/yd.	MB	Moisture Barrier - per pillow/bolster	\$125
----	--	----------	----	---------------------------------------	-------

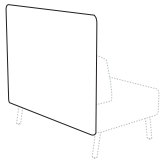
DIMENSIONS	Straight Panel	Straight Panel	Straight Panel
Overall Width:	22"	30"	44"
Overall Height:	42"	42"	42"
Qty./Wt.:	1 ea./100 lbs.	1 ea./110 lbs.	1 ea./120 lbs.

Note: Upholstered panels are 1.0" thick.
For Laminate or Acrylic, please call for quote.



44" STRAIGHT UNIT WITH PANEL

MODEL / DESCRIPTION / LIST PRICING



1266/22U		22" Straight Panel - Upholstered										COM Yardage - Panel: 1.5 Yds.
COM	GR1	GR2	GR3	GR4	GR5	GR6	GR7	GR8	GR9	GR10	LEA	
\$605	\$647	\$674	\$700	\$728	\$758	\$788	\$819	\$851	\$885	\$921	\$1089	

1266/30U		30" Straight Panel - Upholstered										COM Yardage - Panel: 2 Yds.
COM	GR1	GR2	GR3	GR4	GR5	GR6	GR7	GR8	GR9	GR10	LEA	
\$749	\$801	\$833	\$864	\$901	\$936	\$974	\$1014	\$1054	\$1095	\$1140	\$1347	

1266/44U		44" Straight Panel - Upholstered										COM Yardage - Panel: 2.5 Yds.
COM	GR1	GR2	GR3	GR4	GR5	GR6	GR7	GR8	GR9	GR10	LEA	
\$861	\$921	\$957	\$996	\$1036	\$1077	\$1119	\$1165	\$1212	\$1260	\$1311	\$1548	

OPTIONS

Add upcharge to list price and code to model number

FR	CAL 133 (TB 133) Fire Retardant per yard	\$90/yd.	2FO	Two Fabric Option	\$98
----	--	----------	-----	-------------------	------

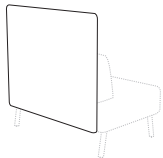
DIMENSIONS	Inset Straight Panel	Inset Straight Panel	Inset Straight Panel
Overall Width:	18"	26"	40"
Overall Height:	42"	42"	42"
Qty./Wt.:	1 ea./100 lbs.	1 ea./110 lbs.	1 ea./120 lbs.



STRAIGHT UNIT WITH
OPTIONAL INSET BACK & INSET PANEL

Note: Upholstered panels are 1.0" thick.
For Laminate or Acrylic, please call for quote.

MODEL / DESCRIPTION / LIST PRICING



1267/18U		18" Inset Straight Panel - Upholstered										COM Yardage - Panel: 1.5 Yds.
COM	GR1	GR2	GR3	GR4	GR5	GR6	GR7	GR8	GR9	GR10	LEA	
\$659	\$702	\$728	\$754	\$783	\$812	\$843	\$873	\$906	\$940	\$976	\$1143	

1267/26U		26" Inset Straight Panel - Upholstered										COM Yardage - Panel: 2 Yds.
COM	GR1	GR2	GR3	GR4	GR5	GR6	GR7	GR8	GR9	GR10	LEA	
\$803	\$856	\$887	\$919	\$956	\$991	\$1029	\$1068	\$1109	\$1150	\$1195	\$1402	

1267/40U		40" Inset Straight Panel - Upholstered										COM Yardage - Panel: 2.5 Yds.
COM	GR1	GR2	GR3	GR4	GR5	GR6	GR7	GR8	GR9	GR10	LEA	
\$916	\$976	\$1012	\$1051	\$1090	\$1131	\$1174	\$1220	\$1267	\$1315	\$1366	\$1602	

NOTE: For Inset Back details, please see p.4

OPTIONS

Add upcharge to list price and code to model number

FR	CAL 133 (TB 133) Fire Retardant per yard	\$90/yd.	2FO	Two Fabric Option	\$98
----	--	----------	-----	-------------------	------

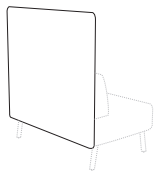
DIMENSIONS	Straight Panel	Straight Panel	Straight Panel
Overall Width:	22"	30"	44"
Overall Height:	48"	48"	48"
Qty./Wt.:	1 ea./100 lbs.	1 ea./110 lbs.	1 ea./120 lbs.

Note: Upholstered panels are 1.0" thick.
For Laminate or Acrylic, please call for quote.



STRAIGHT PRIVACY PANEL

MODEL / DESCRIPTION / LIST PRICING



1262/22U 22" Straight Panel - Upholstered COM Yardage - Panel: 1.5 Yds.

COM	GR1	GR2	GR3	GR4	GR5	GR6	GR7	GR8	GR9	GR10	LEA
\$623	\$667	\$694	\$722	\$751	\$780	\$812	\$844	\$877	\$912	\$949	\$1123

1262/30U 30" Straight Panel - Upholstered COM Yardage - Panel: 2 Yds.

COM	GR1	GR2	GR3	GR4	GR5	GR6	GR7	GR8	GR9	GR10	LEA
\$772	\$826	\$859	\$892	\$930	\$966	\$1005	\$1045	\$1087	\$1129	\$1175	\$1389

1262/44U 44" Straight Panel - Upholstered COM Yardage - Panel: 2.5 Yds.

COM	GR1	GR2	GR3	GR4	GR5	GR6	GR7	GR8	GR9	GR10	LEA
\$887	\$949	\$986	\$1027	\$1067	\$1111	\$1154	\$1201	\$1249	\$1299	\$1352	\$1596

OPTIONS

Add upcharge to list price and code to model number

FR	CAL 133 (TB 133) Fire Retardant per yard	\$90/yd.	2FO	Two Fabric Option	\$98
----	--	----------	-----	-------------------	------

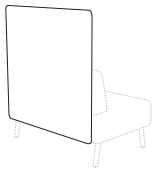
DIMENSIONS	Inset Straight Panel	Inset Straight Panel	Inset Straight Panel
Overall Width:	18"	26"	40"
Overall Height:	48"	48"	48"
Qty./Wt.:	1 ea./100 lbs.	1 ea./110 lbs.	1 ea./120 lbs.

Note: Upholstered panels are 1.0" thick.
 For Laminate or Acrylic, please call for quote.



INSET STRAIGHT PRIVACY PANEL

MODEL / DESCRIPTION / LIST PRICING



1263/18U Inset 18" Inset Straight Panel - Upholstered COM Yardage - Panel: 1.5 Yds.

COM	GR1	GR2	GR3	GR4	GR5	GR6	GR7	GR8	GR9	GR10	LEA
\$678	\$722	\$749	\$776	\$806	\$835	\$867	\$898	\$932	\$967	\$1004	\$1177

1263/26U Inset 26" Inset Straight Panel - Upholstered COM Yardage - Panel: 2 Yds.

COM	GR1	GR2	GR3	GR4	GR5	GR6	GR7	GR8	GR9	GR10	LEA
\$826	\$881	\$913	\$946	\$984	\$1020	\$1059	\$1100	\$1141	\$1184	\$1230	\$1443

1263/40U Inset 40" Inset Straight Panel - Upholstered COM Yardage - Panel: 2.5 Yds.

COM	GR1	GR2	GR3	GR4	GR5	GR6	GR7	GR8	GR9	GR10	LEA
\$942	\$1004	\$1041	\$1081	\$1122	\$1165	\$1209	\$1256	\$1304	\$1354	\$1406	\$1650

NOTE: For Inset Back details, please see p.4

OPTIONS

Add upcharge to list price and code to model number

FR	CAL 133 (TB 133) Fire Retardant per yard	\$90/yd.	2FO	Two Fabric Option	\$98
----	--	----------	-----	-------------------	------

LAGUNA COLLECTION

INSIDE CURVE PRIVACY PANELS

42" HEIGHT - UPHOLSTERED

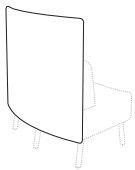
DIMENSIONS	Inside Curve Panel	Inside Curve Panel	Inside Curve Panel
Overall Width:	31"	46"	60"
Overall Height:	42"	42"	42"
Qty./Wt.:	1 ea./100 lbs.	1 ea./110 lbs.	1 ea./120 lbs.

Note: Upholstered panels are 1.0" thick.
For Laminate or Acrylic, please call for quote.



INSIDE CURVE PRIVACY PANEL

MODEL / DESCRIPTION / LIST PRICING



1274/30U 30° Inside Curve Panel - Upholstered COM Yardage - Panel: 2 Yds.

COM	GR1	GR2	GR3	GR4	GR5	GR6	GR7	GR8	GR9	GR10	LEA
\$1123	\$1200	\$1248	\$1298	\$1351	\$1405	\$1462	\$1519	\$1581	\$1642	\$1709	\$2021

1274/45U 45° Inside Curve Panel - Upholstered COM Yardage - Panel: 3 Yds.

COM	GR1	GR2	GR3	GR4	GR5	GR6	GR7	GR8	GR9	GR10	LEA
\$1291	\$1382	\$1437	\$1493	\$1554	\$1615	\$1681	\$1747	\$1816	\$1890	\$1964	\$2323

1274/60U 60° Inside Curve Panel - Upholstered COM Yardage - Panel: 4 Yds.

COM	GR1	GR2	GR3	GR4	GR5	GR6	GR7	GR8	GR9	GR10	LEA
\$2015	\$2156	\$2242	\$2334	\$2425	\$2521	\$2624	\$2729	\$2837	\$2951	\$3069	\$3628

OPTIONS

Add upcharge to list price and code to model number

FR	CAL 133 (TB 133) Fire Retardant per yard	\$90/yd.	2FO	Two Fabric Option	\$98
----	--	----------	-----	-------------------	------

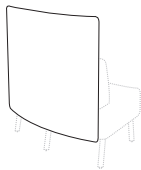
DIMENSIONS	Inset Inside Curve Panel	Inset Inside Curve Panel	Inset Inside Curve Panel
Overall Width:	27"	42"	56"
Overall Height:	42"	42"	42"
Qty./Wt.:	1 ea./100 lbs.	1 ea./110 lbs.	1 ea./120 lbs.

Note: Upholstered panels are 1.0" thick.
For Laminate or Acrylic, please call for quote.



INSET INSIDE CURVE PRIVACY PANEL

MODEL / DESCRIPTION / LIST PRICING



1275/30U Inset 30° Inside Curve Panel - Upholstered COM Yardage - Panel: 2 Yds.

COM	GR1	GR2	GR3	GR4	GR5	GR6	GR7	GR8	GR9	GR10	LEA
\$1176	\$1252	\$1300	\$1352	\$1403	\$1458	\$1514	\$1572	\$1634	\$1695	\$1761	\$2073

1275/45U Inset 45° Inside Curve Panel - Upholstered COM Yardage - Panel: 3 Yds.

COM	GR1	GR2	GR3	GR4	GR5	GR6	GR7	GR8	GR9	GR10	LEA
\$1344	\$1434	\$1490	\$1546	\$1607	\$1669	\$1734	\$1801	\$1869	\$1943	\$2018	\$2376

1275/60U Inset 60° Inside Curve Panel - Upholstered COM Yardage - Panel: 4 Yds.

COM	GR1	GR2	GR3	GR4	GR5	GR6	GR7	GR8	GR9	GR10	LEA
\$2068	\$2208	\$2296	\$2386	\$2479	\$2575	\$2676	\$2782	\$2890	\$3004	\$3122	\$3681

NOTE: For Inset Back details, please see p.4

OPTIONS

Add upcharge to list price and code to model number

FR	CAL 133 (TB 133) Fire Retardant per yard	\$90/yd.	2FO	Two Fabric Option	\$98
----	--	----------	-----	-------------------	------

LAGUNA COLLECTION

INSIDE CURVE PRIVACY PANELS

48" HEIGHT - UPHOLSTERED

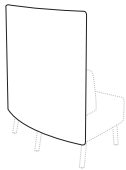
DIMENSIONS	Inside Curve Panel	Inside Curve Panel	Inside Curve Panel
Overall Width:	31"	46"	60"
Overall Height:	48"	48"	48"
Qty./Wt.:	1 ea./100 lbs.	1 ea./110 lbs.	1 ea./120 lbs.

Note: Upholstered panels are 1.0" thick.
For Laminate or Acrylic, please call for quote.



45° INSIDE CURVE PRIVACY PANEL

MODEL / DESCRIPTION / LIST PRICING



1270/30U 30° Inside Curve Panel - Upholstered COM Yardage - Panel: 2 Yds.

COM	GR1	GR2	GR3	GR4	GR5	GR6	GR7	GR8	GR9	GR10	LEA
\$1158	\$1237	\$1286	\$1339	\$1392	\$1449	\$1506	\$1566	\$1630	\$1693	\$1761	\$2083

1270/45U 45° Inside Curve Panel - Upholstered COM Yardage - Panel: 3 Yds.

COM	GR1	GR2	GR3	GR4	GR5	GR6	GR7	GR8	GR9	GR10	LEA
\$1331	\$1425	\$1481	\$1539	\$1602	\$1666	\$1733	\$1802	\$1873	\$1949	\$2025	\$2395

1270/60U 60° Inside Curve Panel - Upholstered COM Yardage - Panel: 4 Yds.

COM	GR1	GR2	GR3	GR4	GR5	GR6	GR7	GR8	GR9	GR10	LEA
\$2078	\$2223	\$2312	\$2406	\$2500	\$2600	\$2704	\$2813	\$2924	\$3042	\$3164	\$3740

OPTIONS

Add upcharge to list price and code to model number

FR	CAL 133 (TB 133) Fire Retardant per yard	\$90/yd.	2FO	Two Fabric Option	\$98
----	--	----------	-----	-------------------	------

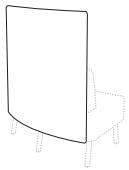
DIMENSIONS	Inset Inside Curve Panel	Inset Inside Curve Panel	Inset Inside Curve Panel
Overall Width:	27"	42"	56"
Overall Height:	48"	48"	48"
Qty./Wt.:	1 ea./100 lbs.	1 ea./110 lbs.	1 ea./120 lbs.



INSET INSIDE CURVE PRIVACY PANEL

Note: Upholstered panels are 1.0" thick.
For Laminate or Acrylic, please call for quote.

MODEL / DESCRIPTION / LIST PRICING



1271/30U Inset 30° Inside Curve Panel - Upholstered COM Yardage - Panel: 2 Yds.

COM	GR1	GR2	GR3	GR4	GR5	GR6	GR7	GR8	GR9	GR10	LEA
\$1212	\$1292	\$1341	\$1393	\$1446	\$1503	\$1561	\$1621	\$1684	\$1747	\$1816	\$2137

1271/45U Inset 45° Inside Curve Panel - Upholstered COM Yardage - Panel: 3 Yds.

COM	GR1	GR2	GR3	GR4	GR5	GR6	GR7	GR8	GR9	GR10	LEA
\$1385	\$1479	\$1536	\$1594	\$1657	\$1720	\$1788	\$1856	\$1927	\$2003	\$2080	\$2449

1271/60U Inset 60° Inside Curve Panel - Upholstered COM Yardage - Panel: 4 Yds.

COM	GR1	GR2	GR3	GR4	GR5	GR6	GR7	GR8	GR9	GR10	LEA
\$2132	\$2277	\$2366	\$2460	\$2555	\$2654	\$2759	\$2868	\$2979	\$3097	\$3219	\$3794

NOTE: For Inset Back details, please see p.4

OPTIONS

Add upcharge to list price and code to model number

FR	CAL 133 (TB 133) Fire Retardant per yard	\$90/yd.	2FO	Two Fabric Option	\$98
----	--	----------	-----	-------------------	------

LAGUNA COLLECTION

OUTSIDE CURVE PRIVACY PANELS

42" HEIGHT - UPHOLSTERED


DIMENSIONS	Straight Panel	Straight Panel	Straight Panel
Overall Width:	17"	25"	33"
Overall Height:	42"	42"	42"
Qty./Wt.:	1 ea./100 lbs.	1 ea./110 lbs.	1 ea./120 lbs.

Note: Upholstered panels are 1.0" thick.
For Laminate or Acrylic, please call for quote.



OUTSIDE CURVE PRIVACY PANEL

MODEL / DESCRIPTION / LIST PRICING



1276/30U 30° Outside Curve Panel - Upholstered COM Yardage - Panel: 2 Yds.

COM	GR1	GR2	GR3	GR4	GR5	GR6	GR7	GR8	GR9	GR10	LEA
\$955	\$1020	\$1061	\$1103	\$1148	\$1195	\$1242	\$1292	\$1344	\$1395	\$1452	\$1718

1276/45U 45° Outside Curve Panel - Upholstered COM Yardage - Panel: 3 Yds.

COM	GR1	GR2	GR3	GR4	GR5	GR6	GR7	GR8	GR9	GR10	LEA
\$1098	\$1175	\$1221	\$1269	\$1321	\$1373	\$1429	\$1486	\$1543	\$1607	\$1670	\$1974

1276/60U 60° Outside Curve Panel - Upholstered COM Yardage - Panel: 4 Yds.

COM	GR1	GR2	GR3	GR4	GR5	GR6	GR7	GR8	GR9	GR10	LEA
\$1712	\$1832	\$1906	\$1984	\$2061	\$2143	\$2230	\$2320	\$2411	\$2508	\$2609	\$3084

OPTIONS

Add upcharge to list price and code to model number

FR	CAL 133 (TB 133) Fire Retardant per yard	\$90/yd.	2FO	Two Fabric Option	\$98
----	--	----------	-----	-------------------	------

LAGUNA COLLECTION

INSET OUTSIDE CURVE PRIVACY PANELS

42" HEIGHT - UPHOLSTERED


DIMENSIONS	Inset Outside Curve Panel	Inset Outside Curve Panel	Inset Outside Curve Panel
Overall Width:	13"	21"	29"
Overall Height:	42"	42"	42"
Qty./Wt.:	1 ea./100 lbs.	1 ea./110 lbs.	1 ea./120 lbs.



INSET OUTSIDE CURVE PRIVACY PANEL

Note: Upholstered panels are 1.0" thick.
For Laminate or Acrylic, please call for quote.

MODEL / DESCRIPTION / LIST PRICING



1277/30U Inset 30° Outside Curve Panel - Upholstered COM Yardage - Panel: 2 Yds.

COM	GR1	GR2	GR3	GR4	GR5	GR6	GR7	GR8	GR9	GR10	LEA
\$1007	\$1073	\$1113	\$1156	\$1200	\$1247	\$1295	\$1344	\$1396	\$1449	\$1505	\$1770

1277/45U Inset 45° Outside Curve Panel - Upholstered COM Yardage - Panel: 3 Yds.

COM	GR1	GR2	GR3	GR4	GR5	GR6	GR7	GR8	GR9	GR10	LEA
\$1150	\$1227	\$1274	\$1322	\$1374	\$1426	\$1481	\$1538	\$1597	\$1660	\$1722	\$2027

1277/60U Inset 60° Outside Curve Panel - Upholstered COM Yardage - Panel: 4 Yds.

COM	GR1	GR2	GR3	GR4	GR5	GR6	GR7	GR8	GR9	GR10	LEA
\$1766	\$1886	\$1959	\$2036	\$2115	\$2196	\$2282	\$2373	\$2464	\$2562	\$2662	\$3136

NOTE: For Inset Back details, please see p.4

OPTIONS

Add upcharge to list price and code to model number

FR	CAL 133 (TB 133) Fire Retardant per yard	\$90/yd.	2FO	Two Fabric Option	\$98
----	--	----------	-----	-------------------	------

LAGUNA COLLECTION

OUTSIDE CURVE PRIVACY PANELS

48" HEIGHT - UPHOLSTERED


DIMENSIONS	Outside Curve Panel	Outside Curve Panel	Outside Curve Panel
Overall Width:	17"	25"	33"
Overall Height:	48"	48"	48"
Qty./Wt.:	1 ea./100 lbs.	1 ea./110 lbs.	1 ea./120 lbs.

Note: Upholstered panels are 1.0" thick.
For Laminate or Acrylic, please call for quote.



45° OUTSIDE CURVE PANEL

MODEL / DESCRIPTION / LIST PRICING



1272/30U 30° Outside Curve Panel - Upholstered COM Yardage - Panel: 2 Yds.

COM	GR1	GR2	GR3	GR4	GR5	GR6	GR7	GR8	GR9	GR10	LEA
\$984	\$1052	\$1093	\$1138	\$1183	\$1232	\$1281	\$1331	\$1385	\$1439	\$1498	\$1770

1272/45U 45° Outside Curve Panel - Upholstered COM Yardage - Panel: 3 Yds.

COM	GR1	GR2	GR3	GR4	GR5	GR6	GR7	GR8	GR9	GR10	LEA
\$1131	\$1211	\$1259	\$1308	\$1363	\$1416	\$1474	\$1531	\$1591	\$1657	\$1721	\$2035

1272/60U 60° Outside Curve Panel - Upholstered COM Yardage - Panel: 4 Yds.

COM	GR1	GR2	GR3	GR4	GR5	GR6	GR7	GR8	GR9	GR10	LEA
\$1766	\$1889	\$1965	\$2045	\$2126	\$2209	\$2299	\$2391	\$2486	\$2585	\$2690	\$3178

OPTIONS

Add upcharge to list price and code to model number

FR	CAL 133 (TB 133) Fire Retardant per yard	\$90/yd.	2FO	Two Fabric Option	\$98
----	--	----------	-----	-------------------	------

LAGUNA COLLECTION

INSET OUTSIDE CURVE PRIVACY PANELS

48" HEIGHT - UPHOLSTERED


DIMENSIONS	Inset Outside 30° Curve Panel	Inset Outside 45° Curve Panel	Inset Outside 60° Curve Panel
Overall Width:	13"	21"	29"
Overall Height:	48"	48"	48"
Qty./Wt.:	1 ea./100 lbs.	1 ea./110 lbs.	1 ea./120 lbs.



INSET OUTSIDE CURVE PRIVACY PANEL

Note: Upholstered panels are 1.0" thick.
 For Laminate or Acrylic, please call for quote.

MODEL / DESCRIPTION / LIST PRICING



1273/30U Inset 30° Outside Curve Panel - Upholstered COM Yardage - Panel: 2 Yds.

COM	GR1	GR2	GR3	GR4	GR5	GR6	GR7	GR8	GR9	GR10	LEA
\$1039	\$1106	\$1148	\$1192	\$1237	\$1286	\$1335	\$1385	\$1440	\$1493	\$1552	\$1825

1273/45U Inset 45° Outside Curve Panel - Upholstered COM Yardage - Panel: 3 Yds.

COM	GR1	GR2	GR3	GR4	GR5	GR6	GR7	GR8	GR9	GR10	LEA
\$1186	\$1265	\$1313	\$1363	\$1417	\$1470	\$1528	\$1586	\$1646	\$1711	\$1776	\$2090

1273/60U Inset 60° Outside Curve Panel - Upholstered COM Yardage - Panel: 4 Yds.

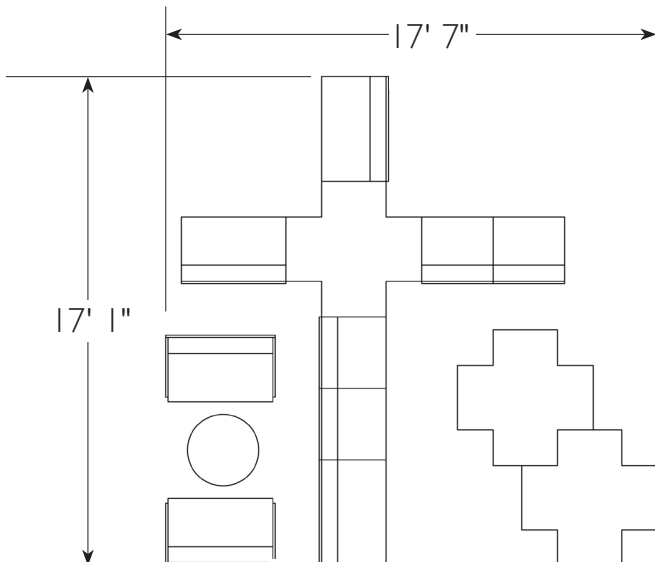
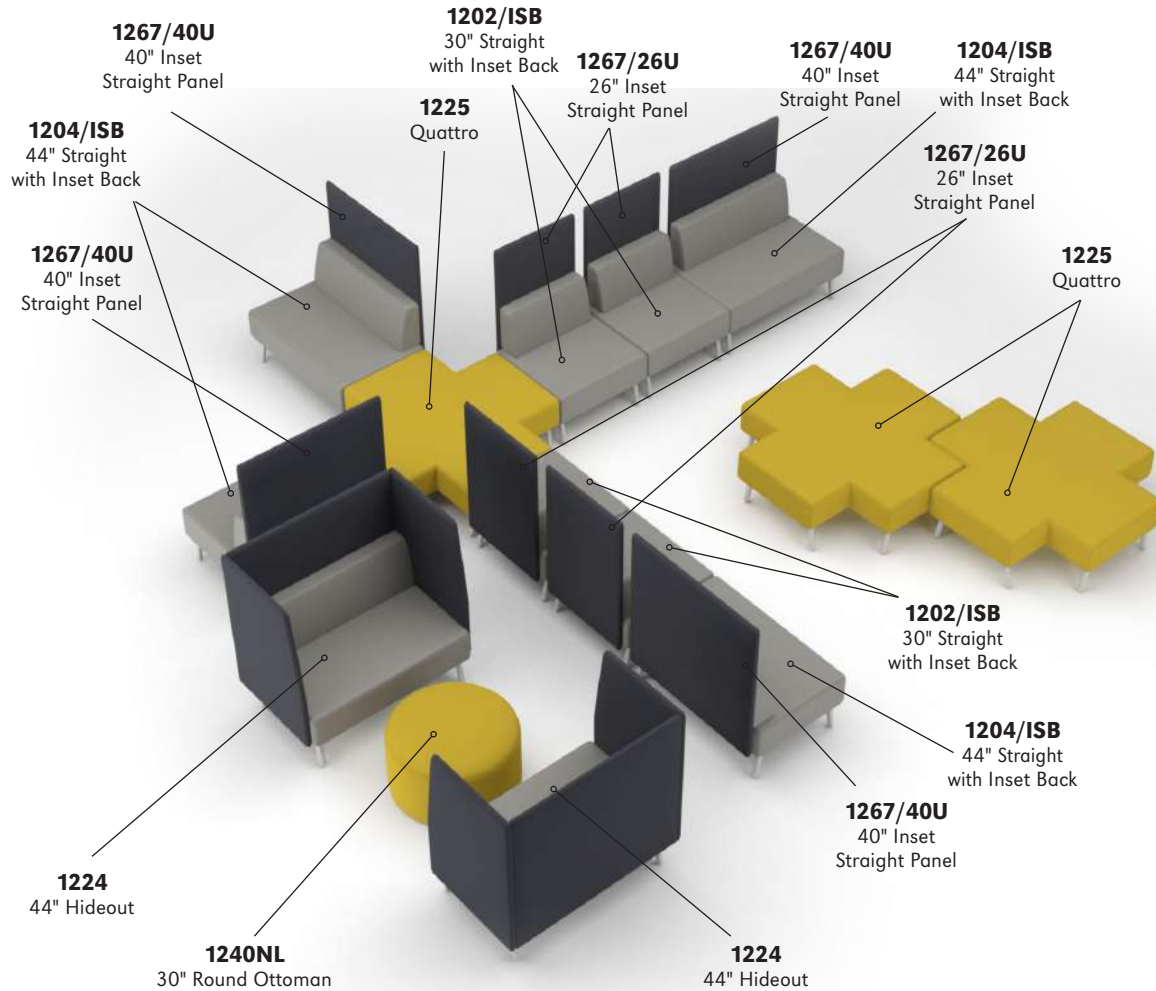
COM	GR1	GR2	GR3	GR4	GR5	GR6	GR7	GR8	GR9	GR10	LEA
\$1820	\$1943	\$2020	\$2099	\$2180	\$2264	\$2353	\$2446	\$2541	\$2640	\$2745	\$3233

NOTE: For Inset Back details, please see p.4

OPTIONS

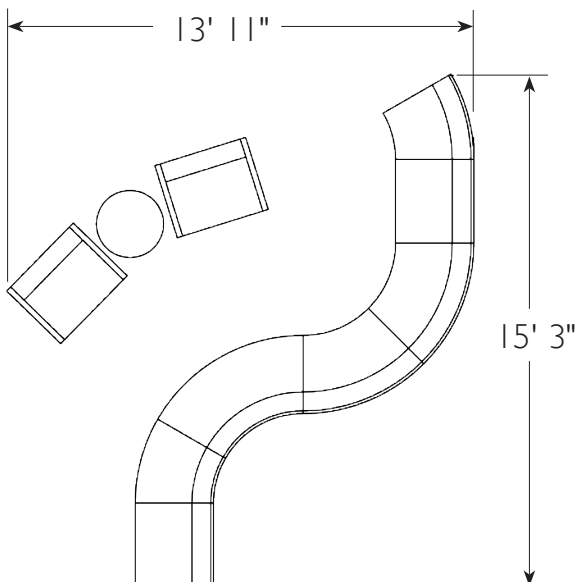
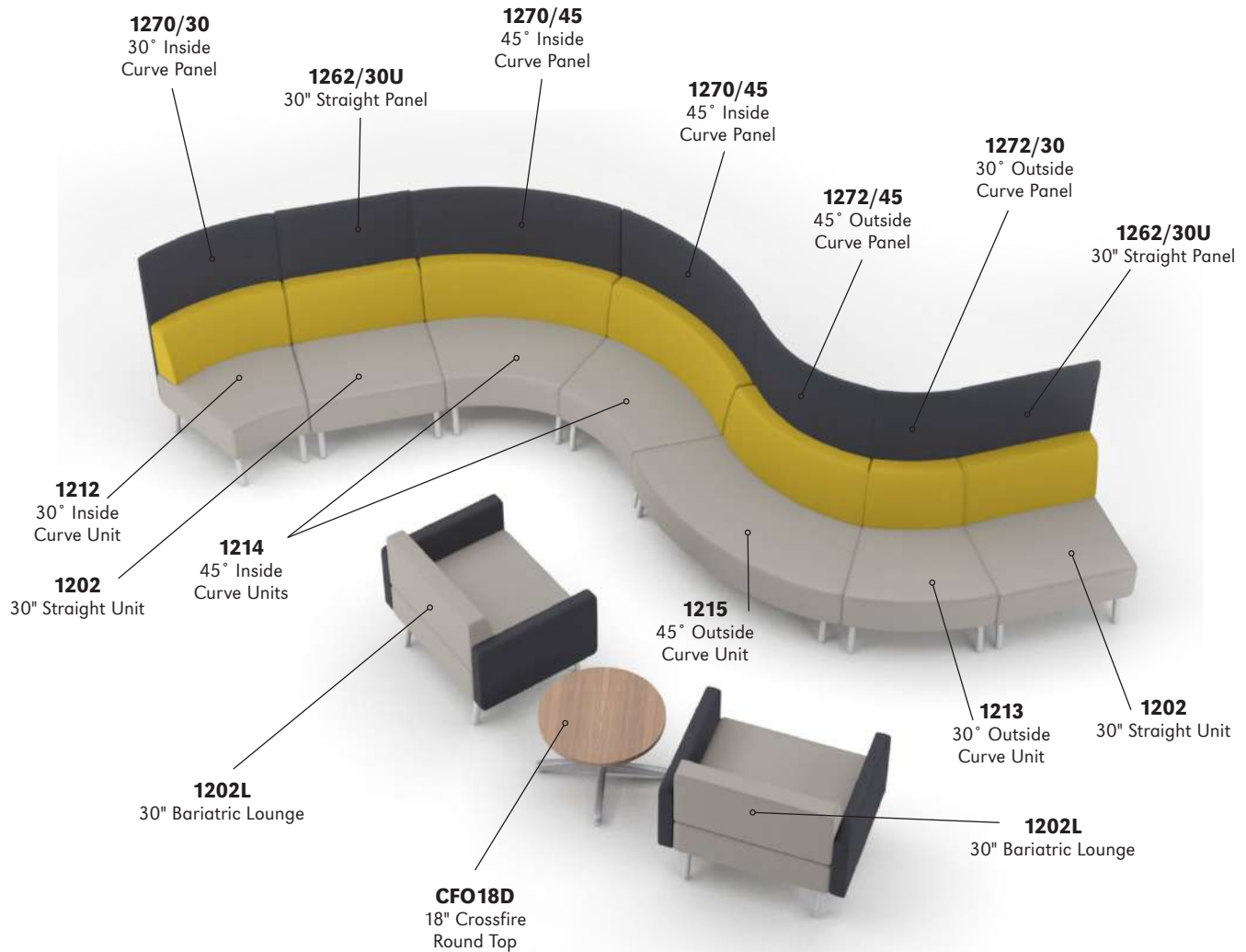
Add upcharge to list price and code to model number

FR	CAL 133 (TB 133) Fire Retardant per yard	\$90/yd.	2FO	Two Fabric Option	\$98
----	--	----------	-----	-------------------	------



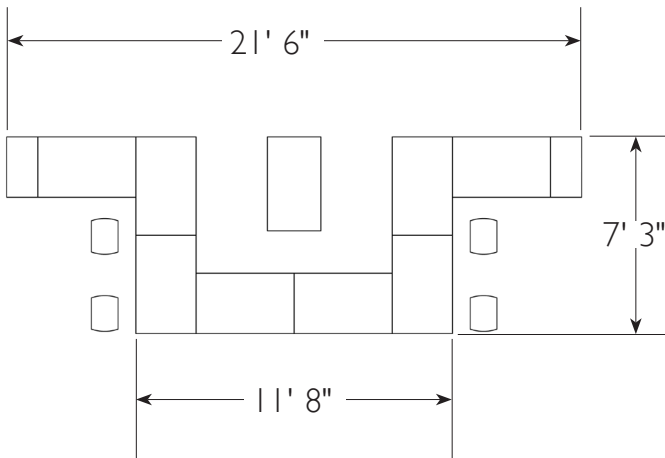
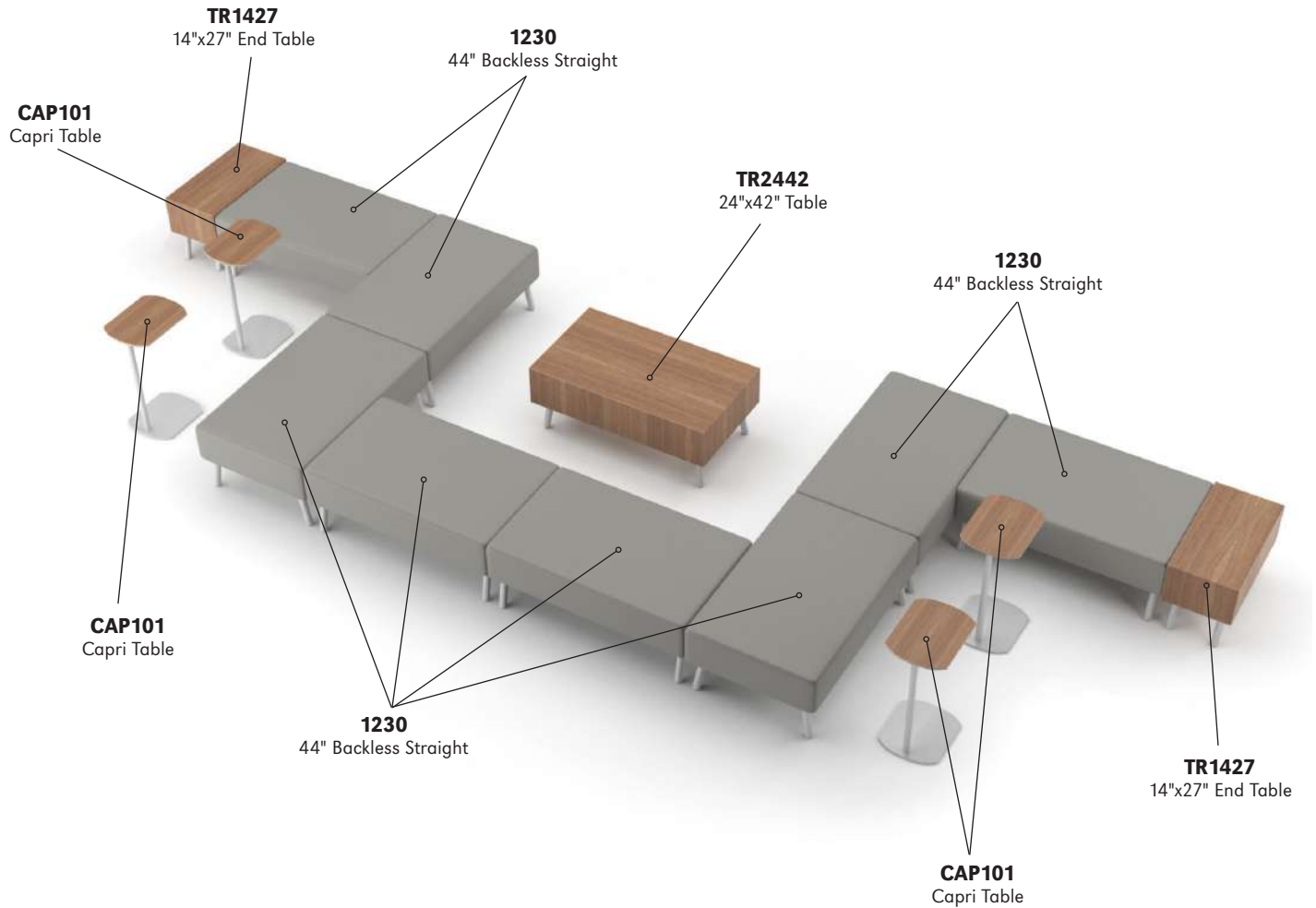
"+"- Configuration shown Includes:

Qty.	Description	Pricing (COM):
4 -	1267/40U 40" Inset Straight Panels (42" Height)	\$3662
4 -	1204 44" Straight Units with ISB (inset back)	\$8929
4 -	1267/26U 26" Inset Straight Panels (42" Height)	\$3213
4 -	1204 30" Straight Units with ISB (inset back)	\$6435
3 -	1225 Quattros	\$11991
2 -	1224 44" Hideouts	\$8770
1 -	1240NL 30" Round Ottoman (No Legs)	\$1182
9 -	GD Ganging Devices	\$468
		<hr/>
		\$44650 list



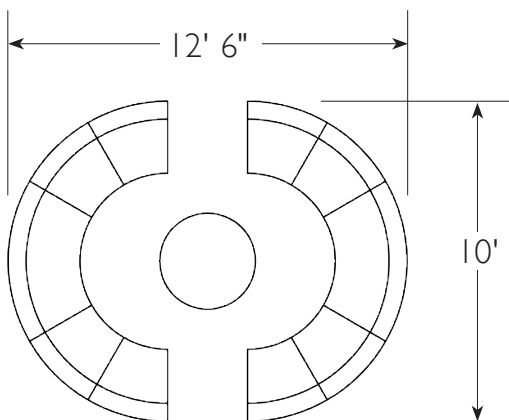
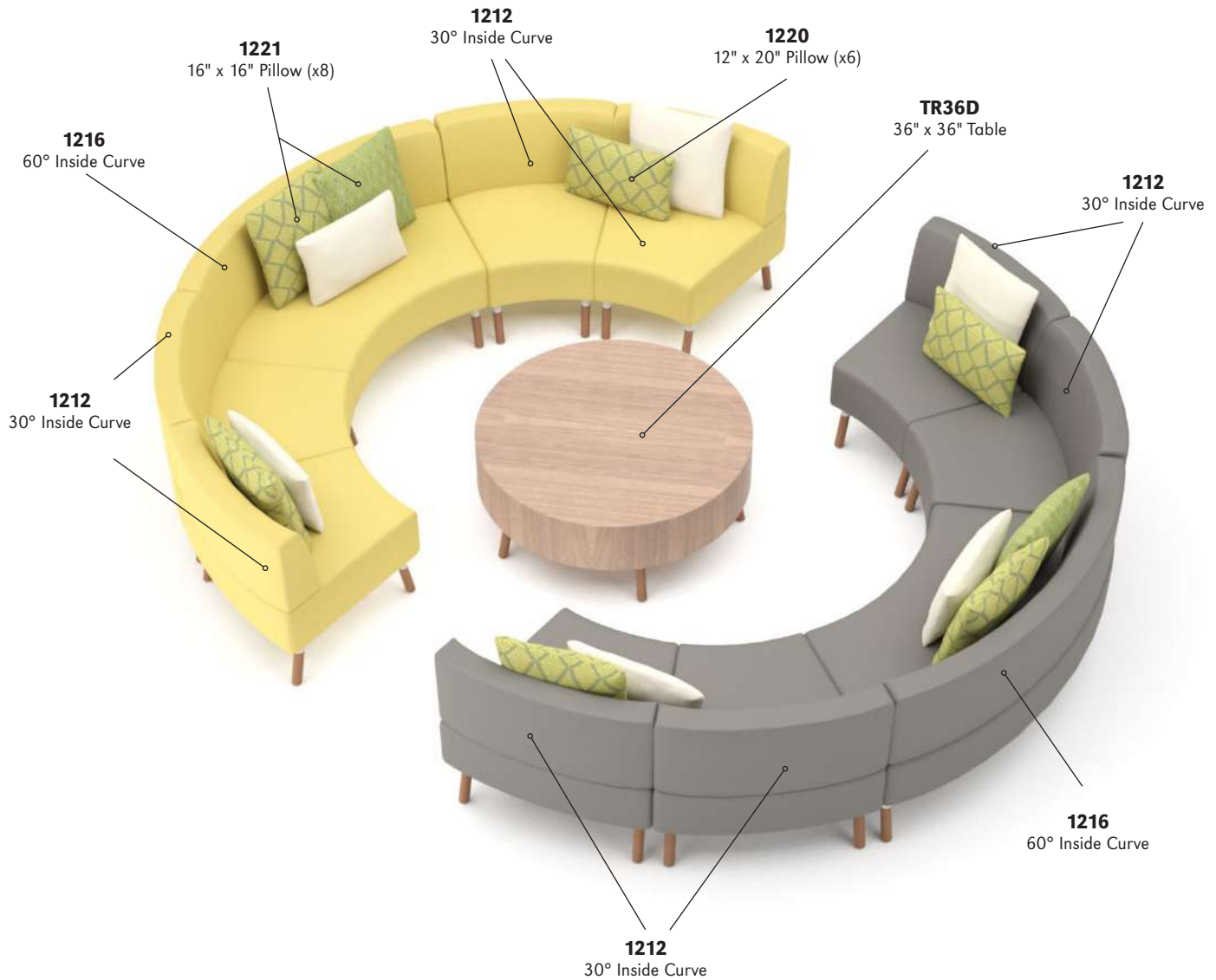
"S"- Configuration Includes:

Qty.	Description	Pricing (COM):
2	- 1214 45° Inside Curve Units	\$4212
2	- 1270/45 45° Inside Curve Panels	\$2662
2	- 1202 30° Straight Units	\$3109
2	- 1262/30U 30° Straight Panels	\$1543
1	- 1212 30° Inside Curve Unit	\$1422
1	- 1270/30 30° Inside Curve Panel	\$1158
1	- 1215 45° Outside Curve Unit	\$2349
1	- 1272/45 45° Outside Curve Panel	\$1131
1	- 1213 30° Outside Curve Unit	\$1504
1	- 1272/30 30° Outside Curve Panel	\$984
2	- 1202L 30° Bariatric Lounges	\$5821
9	- 2FO (Two Fabric Option)	\$961
1	- CFO18D 18" Crossfire Round Veneer Top	\$1978
6	- GD Ganging Brackets	\$312
		<hr/>
		\$29146 list



"U"- Configuration with online tables Include:

Qty.	Description	Pricing (COM):
8 -	1230 44" Backless Straight	\$16193
4 -	CAP101 Capri Table Laminate Top	\$2926
2 -	TR1427 14"x27" End Table Laminate	\$3124
1 -	TR2442 24"x42" Occ Table Laminate	\$1633
9 -	GD Ganging Devices	\$468
		<u>\$24344</u> list



"Half Circles"- Configuration Includes:

Qty.	Description	Pricing (COM):
8	1212 30° Inside Curve Units	\$11380
2	1216 60° Inside Curve Units	\$4491
1	TR36D 36" Diameter Occasional Table	\$1707
8	1221 16" x 16" Pillows	\$2895
6	1220 12" x 20" Pillows	\$2047
46	WDL Metal/Wood Legs	\$1755
8	GD Ganging Brackets	\$416
		<hr/>
		\$24691 list

TRENO OCCASIONAL TABLES



TRENO SQUARE TABLE



TRENO RECTANGULAR TABLE
WITH OPTIONAL WOOD LEGS



TRENO ROUND TABLE



TRENO ROUND COFFEE TABLE TO
COMPLEMENT LAGUNA MODULAR

WE SUGGEST THE TRENO OCCASIONAL TABLES TO COORDINATE WITH
THE LAGUNA MODULAR SEATING.

PLEASE REFER TO THE OCCASIONAL TABLES SECTION
OF THE PRICE LIST FOR DIMENSIONS & PRICING.

LASER ENGRAVING

ERG offers custom engraving on any of our wood back chair models.

Laser engraving is \$85 for each chair, plus one-time \$245 Setup fee (per design)



DEKKO CHAIR WITH CUSTOM ENGRAVING

- NOTE:**
- 12 CHAIR MINIMUM FOR LASER ENGRAVING
 - ENGRAVING ON THE FRONT OR BACK



OPTIONS

Add upcharge to list price and code to model number

ENG	Laser Engraving	\$85/each
-----	-----------------	-----------



LIBRA STOOLS

The Libra Stool is available in three versions: upholstered swivel stool and upholstered stool with two back choices. A great product for any medical exam room. Libra stools offer three five-star base designs with casters and pneumatic height adjustment.



UPHOLSTERED
SWIVEL STOOL



UPHOLSTERED STOOL WITH DEMI
BACK AND OPTIONAL CHROME BASE



UPHOLSTERED STOOL WITH
MEDIUM BACK AND ARCHED
CHROME BASE

ORDERING INFORMATION

To Order Please Specify:

- | | |
|-----------------|--------------------------|
| 1) Series Name | 4) Fabric Grade & Number |
| 2) Model Number | 5) Optional Items |
| 3) Quantity | |

LIBRA SWIVEL GENERAL SPECIFICATIONS

Upholstery

Seat is upholstered over 4" high density foam in choice of vinyl, fabric, leather, crypton or COM.

Features

Stools have gas cylinders with pneumatic height adjustment. Standard Five-star base consists of impact resistant plastic. Arched 5-Star base is fully welded with polished chrome finish. High kit features either an 8" or 10" extended piston with adjustable chrome foot ring.

Tested for **350 lbs per seat**.

High Kit not available on Arched Base Models

Chair Control

For models with back:

- Pneumatic height adjustment.
- Spring back and height adjustment.
- Backrest adjusts in and out.

For backless models:

- Pneumatic height adjustment only.

COLORS / FINISHES

Base/Control Finish Colors:

- Standard base and control in black . Optional polished chrome base.
- Arched, fully welded base with polished chrome finish

OPTIONS

- CODE: FR - CAL 133 (TB 133) Fire Retardant per yard
- CODE: MB - Moisture Barrier
- CODE: GC - Black Glides for 5 star base
- CODE: HK - High Kit - Specify 8" or 10" piston (not available on arched base)
- CODE: 2FO - Two Fabric Option
- CODE: PCS - 5-Star Polished Chrome Base and Casters

LIBRA SWIVEL STOOLS 5-STAR BASE

DIMENSIONS	Stool	Stool with Demi Back	Stool with Medium Back
Seat Width:	16"	16"	16"
Seat Height (Black base)	18.5"-23.5"	18.5"-23.5"	18.5"-23.5"
Seat Height (Chrome base)	18.5"-21"	18.5"-21"	18.5"-21"
Back Height (Black base)	-	30"-35"	32"-37"
Back Height (Chrome base)	-	30"-32.5"	32"-34.5"
Overall Width:	27"	27"	27"
Qty./Wt. per carton:	1 ea./17 lbs.	1 ea./17 lbs.	1 ea./17 lbs.



DEMI BACK SWIVEL STOOL WITH OPTIONAL
HIGH-KIT AND CHROME BASE



SWIVEL STOOL
WITH MEDIUM BACK

MODEL / DESCRIPTION / LIST PRICING



1835 Swivel Stool on five-star base

COM Yardage: 0.75 Yd

COM	GR1	GR2	GR3	GR4	GR5	GR6	GR7	GR8	GR9	GR10	LEA
\$410	\$438	\$456	\$474	\$493	\$513	\$533	\$555	\$577	\$600	\$623	\$738



1835-D Swivel Stool on five-star base - **Demi Back**

COM Yardage: Total: 1.25 Yds / Seat: 0.75 Yd / Back: 0.5 Yd

COM	GR1	GR2	GR3	GR4	GR5	GR6	GR7	GR8	GR9	GR10	LEA
\$501	\$536	\$558	\$580	\$604	\$628	\$653	\$679	\$706	\$734	\$763	\$903



1835-M Swivel Stool on five-star base - **Medium Back**

COM Yardage: Total: 1.25 Yds / Seat: 0.75 Yd / Back: 0.5 Yd

COM	GR1	GR2	GR3	GR4	GR5	GR6	GR7	GR8	GR9	GR10	LEA
\$535	\$573	\$596	\$620	\$644	\$670	\$698	\$725	\$754	\$785	\$815	\$965

NOTE: HIGH-KIT SEAT HEIGHT RANGES:
8-INCH PISTON: 23" - 30"
10-INCH PISTON: 24" - 33"

AVAILABLE FOR BLACK OR CHROME



UPHOLSTERED STOOL WITH
OPTIONAL HIGH KIT

OPTIONS

Add upcharge to list price and code to model number

FR	CAL 133 (TB 133) Fire Retardant - per yd.	\$90/yd.
MB	Moisture Barrier - per seat	\$68
2FO	Two Fabric Option	\$98

GC	Black Glides for 5 star base	\$28
HK	High Kit - Specify 8" or 10" piston	\$105
PCS	Polished Chrome Aluminum Base and Casters	\$90

LIBRA SWIVEL STOOLS POLISHED CHROME ARCHED 5-STAR BASE

DIMENSIONS	Arched base Stool	Arched Base Demi Back	Arched Base Medium Back
Seat Width:	16"	16"	16"
Seat Height:	18.5"-21.5"	18.5"-21.5"	18.5"-21.5"
Overall Height:	18.5"-21.5"	32.5"-35.5"	34.5"-37.5"
Overall Width:	27"	27"	27"
Qty./Wt. per carton:	1 ea./17 lbs.	1 ea./17 lbs.	1 ea./17 lbs.



MEDIUM BACK SWIVEL STOOL
ARCHED CHROME BASE



SWIVEL STOOL WITH
ARCHED CHROME BASE

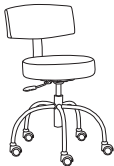
MODEL / DESCRIPTION / LIST PRICING



1834 Swivel Stool on arched five-star base

COM Yardage: 0.75 Yd

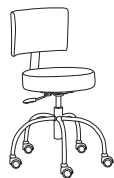
COM	GR1	GR2	GR3	GR4	GR5	GR6	GR7	GR8	GR9	GR10	LEA
\$435	\$465	\$484	\$504	\$523	\$544	\$566	\$589	\$613	\$637	\$663	\$783



1834-D Swivel Stool on arched five-star base - **Demi Back**

COM Yardage: Total: 1.25 Yds / Seat: 0.75 Yd / Back: 0.5 Yd

COM	GR1	GR2	GR3	GR4	GR5	GR6	GR7	GR8	GR9	GR10	LEA
\$530	\$567	\$590	\$613	\$638	\$663	\$690	\$717	\$746	\$776	\$807	\$954



1834-M Swivel Stool on arched five-star base - **Medium Back**

COM Yardage: Total: 1.25 Yds / Seat: 0.75 Yd / Back: 0.5 Yd

COM	GR1	GR2	GR3	GR4	GR5	GR6	GR7	GR8	GR9	GR10	LEA
\$565	\$604	\$628	\$653	\$679	\$706	\$735	\$764	\$795	\$827	\$860	\$1016

OPTIONS

Add upcharge to list price and code to model number

FR	CAL 133 (TB 133) Fire Retardant - per yd.	\$90/yd.	2FO	Two Fabric Option	\$98
MB	Moisture Barrier - per seat	\$68	GC	Black Glides for 5 star base	\$28



LOTUS TABLE OF CONTENTS

Lotus Specifications	2-3
Lotus Standards & Options	4
Lotus Metal Legs	5
Lotus Sled Base	6
Lotus Wood Legs	7
Lotus 4-Star Plane Swivel Base	8
Lotus 4-Star Plane Swivel Base	9
Lotus 5-Star Swivel on Casters	10
Lotus Metal Leg Bar Stool	11
Lotus Sled Base Bar Stool	12
Lotus Chair Views	13

LOTUS

The Lotus combines modern visual styling with the comfort of a lounge chair. Its bucket-style seat makes for a great design and sleek guest chair. It has generous dimensions, versatility and comfort and features a very strong single polypropylene shell available in several designer colors. Lotus also offers upholstered seat and back inserts and five distinct bases to fit any application. Available in models with metal legs, sled base, wood legs, 4-star swivel and 5-star swivel base with casters. The Lotus will look great in any office, reception area or lounge atmosphere.



4-STAR PLANE SWIVEL



4 LEG



SLED BASE



WOOD LEGS FULLY UPHOLSTERED



5-STAR SWIVEL BASE

ORDERING INFORMATION

To Order Please Specify:

- | | |
|-----------------|-------------------------------|
| 1) Series Name | 4) Optional Powder Coat Color |
| 2) Model Number | 5) Fabric Grade and Number |
| 3) Quantity | 6) Optional Items |

LOTUS GENERAL SPECIFICATIONS

Base Details

- **4-Leg Chair:** frame is fully welded. 3/4" diameter 14-gauge steel tubing with adjustable steel glides installed.
4-leg chair models stack 4 high.
- **4-Leg Bar Stool:** frame is fully welded. 7/8" diameter 14-gauge steel tubing with adjustable steel glides installed.
- **4-Star Plane Swivel Base:** In polished cast aluminum, base has tapered ends and round corners with fixed plastic glides installed and glued floor felts.
Base is also available in black wrinkle finish.
- **Wood Legs:** Solid rectangular leg in hardwood beech, tapered style. Size of taper legs is 1-1/2" to 2" diameter with strong tongue and groove construction.
- **Sled Base Chair:** frames are made of .50" diameter, solid steel tubing with hand brazed welds.
- **Sled Base Bar Stool:** frames are made of .50" diameter, solid steel tubing with hand brazed welds.
- **5-Star Swivel on Casters:** Cast polished aluminum base with 5 black casters installed.
High chair kit consists of an 8" or 10" extended piston (adjustable up and down) with an adjustable chrome foot ring.

Chair function

- Swivel 360°

Chair Control

- Regular Swivel Chair – 16-3/4" – 22"
- Swivel
- Tilt & Lock
- Pneumatic Height Adjustment
- Tension Adjustment

POLY SHELL COLORS

- | | |
|----------------|--------------|
| • Marsala | • Beige |
| • Black | • Azure Blue |
| • Heather Gray | • Navy Blue |
| • White | |



MARSALA

BLACK

HEATHER GRAY

WHITE

BEIGE

AZURE BLUE

NAVY BLUE

STANDARD BASE FINISHES

- 4-star plane swivel - Black or Polished Chrome
- 4 leg Chair/Stool - polished chrome
- Wood legs - all standard wood stain colors

- 5-star swivel - polished chrome with black casters
- Sled Base Chair/Stool - polished chrome

OPTIONS

- CODE: FR - CAL 133 (TB 133) Fire Retardant.
- CODE: MB - Moisture Barrier
- CODE: SF - Powder Coat Color Finish
- CODE: CH - Counter Height (24" seat height)
- CODE: SH - Special Height (any custom height)
- CODE: CAS-C: Chrome Casters for 5-star swivel base
- CODE: HK - High Chair Kit - Specify 8" or 10" piston

BASE FINISHES

Powder Coat colors available with upcharge

- 4 Leg Metal Frame
- Sled Base

CAST ALUMINUM 4-STAR PLANE SWIVEL BASE DETAIL



POLISHED CHROME FINISH



BLACK WRINKLE FINISH



STACKS 4 HIGH

DIMENSIONS	4-Leg Chair
Inside Width:	19.5"
Seat Height:	16.5"
Arm Height:	28"
Overall Depth:	22.5"
Overall Width:	23"
Overall Height:	29.5"
Qty./Wt. per carton:	1 ea./32 lbs.



4 LEG CHAIR

MODEL / DESCRIPTION / LIST PRICING



7485 4 Legs in Polished Chrome

Chair
\$368



7485-S 4 Legs with Seat Insert in Polished Chrome

COM Yardage: .75 Yards

COM	GR1	GR2	GR3	GR4	GR5	GR6	GR7	GR8	GR9	GR10	LEA
\$488	\$522	\$544	\$565	\$588	\$611	\$635	\$662	\$688	\$715	\$743	\$879



7485-SI 4 Legs with Seat and Back Insert in Polished Chrome

COM Yardage: .75 Yards

COM	GR1	GR2	GR3	GR4	GR5	GR6	GR7	GR8	GR9	GR10	LEA
\$559	\$598	\$622	\$647	\$673	\$700	\$728	\$758	\$787	\$819	\$851	\$1006



7485-U 4 Legs in Polished Chrome - Fully Upholstered

COM Yardage: 2.5 Yards

COM	GR1	GR2	GR3	GR4	GR5	GR6	GR7	GR8	GR9	GR10	LEA
\$718	\$768	\$799	\$832	\$864	\$899	\$935	\$972	\$1012	\$1052	\$1094	\$1293

OPTIONS

Add upcharge to list price and code to model number

FR	CAL 133 (TB 133) Fire Retardant per yard	\$90/yd.
MB	Moisture Barrier - Per Seat	\$68

SF	Powder Coat Color Finish - 4-Leg Chair	\$38
----	--	------

DIMENSIONS	Sled Base
Inside Width:	19.5"
Seat Height:	17.5"
Arm Height:	29"
Overall Depth:	22.5"
Overall Width:	23"
Overall Height:	30.5"
Qty./Wt. per carton:	1 ea./32 lbs.



SLED BASE WITH UPHOLSTERED
SEAT AND BACK INSERT

MODEL / DESCRIPTION / LIST PRICING



7487 Sled Base in Polished Chrome

Chair
\$382



7487-S Sled Base with Seat Insert in Polished Chrome

COM Yardage: .75 Yards

COM	GR1	GR2	GR3	GR4	GR5	GR6	GR7	GR8	GR9	GR10	LEA
\$501	\$536	\$558	\$580	\$604	\$628	\$653	\$679	\$706	\$735	\$764	\$903



7487-SI Sled Base with Seat and Back Insert in Polished Chrome

COM Yardage: .75 Yards

COM	GR1	GR2	GR3	GR4	GR5	GR6	GR7	GR8	GR9	GR10	LEA
\$572	\$613	\$637	\$663	\$689	\$716	\$744	\$775	\$806	\$838	\$872	\$1030



7487-U Sled Base in Polished Chrome - Fully Upholstered

COM Yardage: 2.5 Yards

COM	GR1	GR2	GR3	GR4	GR5	GR6	GR7	GR8	GR9	GR10	LEA
\$729	\$780	\$811	\$844	\$877	\$912	\$949	\$988	\$1027	\$1068	\$1111	\$1312

OPTIONS

Add upcharge to list price and code to model number

FR	CAL 133 (TB 133) Fire Retardant per yard	\$90/yd.
MB	Moisture Barrier - Per Seat	\$68

SF	Powder Coat Color Finish - Sled Base Chair	\$38
----	--	------

DIMENSIONS	Plane 4-Star
Inside Width:	19.5"
Seat Height:	18"
Arm Height:	29"
Overall Depth:	22.5"
Overall Width:	23"
Overall Height:	30.5"
Qty./Wt. per carton:	1 ea./32 lbs.



4-STAR PLANE SWIVEL IN CHROME

MODEL / DESCRIPTION / LIST PRICING



7491 4-Star Plane Swivel in Polished Chrome

Chair
\$589



7491-S 4-Star Plane Swivel with Seat Insert in Polished Chrome

COM Yardage: .75 Yards

COM	GR1	GR2	GR3	GR4	GR5	GR6	GR7	GR8	GR9	GR10	LEA
\$709	\$759	\$788	\$820	\$852	\$887	\$922	\$959	\$997	\$1038	\$1079	\$1275



7491-SI 4-Star Plane Swivel with Seat and Back Insert in Polished Chrome

COM Yardage: .75 Yards

COM	GR1	GR2	GR3	GR4	GR5	GR6	GR7	GR8	GR9	GR10	LEA
\$779	\$834	\$868	\$901	\$938	\$976	\$1015	\$1055	\$1098	\$1141	\$1187	\$1403



7491-U 4-Star Plane Swivel in Polished Chrome - Fully Upholstered

COM Yardage: 2.5 Yards

COM	GR1	GR2	GR3	GR4	GR5	GR6	GR7	GR8	GR9	GR10	LEA
\$936	\$1002	\$1042	\$1083	\$1127	\$1172	\$1219	\$1268	\$1319	\$1371	\$1426	\$1685

OPTIONS

Add upcharge to list price and code to model number

FR	CAL 133 (TB 133) Fire Retardant per yard	\$90/yd.	MB	Moisture Barrier - Per Seat	\$68
----	--	----------	----	-----------------------------	------

DIMENSIONS	Plane 4-Star
Inside Width:	19.5"
Seat Height:	18"
Arm Height:	29"
Overall Depth:	22.5"
Overall Width:	23"
Overall Height:	30.5"
Qty./Wt. per carton:	1 ea./32 lbs.



4-STAR PLANE SWIVEL
BLACK BASE FINISH

MODEL / DESCRIPTION / LIST PRICING



7492 4-Star Plane Black Swivel

Chair
\$630



7492-S 4-Star Plane Black Swivel with Seat Insert

COM Yardage: .75 Yards

COM	GR1	GR2	GR3	GR4	GR5	GR6	GR7	GR8	GR9	GR10	LEA
\$750	\$802	\$835	\$868	\$903	\$938	\$977	\$1015	\$1056	\$1098	\$1142	\$1349



7492-SI 4-Star Plane Black Swivel with Seat and Back Insert

COM Yardage: .75 Yards

COM	GR1	GR2	GR3	GR4	GR5	GR6	GR7	GR8	GR9	GR10	LEA
\$821	\$879	\$913	\$949	\$988	\$1028	\$1068	\$1111	\$1155	\$1202	\$1250	\$1477



7492-U 4-Star Plane Black Swivel - Fully Upholstered

COM Yardage: 2.5 Yards

COM	GR1	GR2	GR3	GR4	GR5	GR6	GR7	GR8	GR9	GR10	LEA
\$980	\$1049	\$1090	\$1134	\$1179	\$1226	\$1275	\$1327	\$1380	\$1434	\$1492	\$1764

OPTIONS

Add upcharge to list price and code to model number

FR	CAL 133 (TB 133) Fire Retardant per yard	\$90/yd.	MB	Moisture Barrier - Per Seat	\$68
----	--	----------	----	-----------------------------	------

DIMENSIONS	Wood Legs
Inside Width:	19.5"
Seat Height:	17.25"
Arm Height:	29"
Overall Depth:	22.5"
Overall Width:	23"
Overall Height:	30"
Qty./Wt. per carton:	1 ea./32 lbs.



WOOD LEGS WITH
UPHOLSTERED SEAT INSERT

MODEL / DESCRIPTION / LIST PRICING



7489 4 Wood Legs

Chair
\$606



7489-S 4 Wood Legs with Seat Insert

COM Yardage: .75 Yards

COM	GR1	GR2	GR3	GR4	GR5	GR6	GR7	GR8	GR9	GR10	LEA
\$725	\$776	\$807	\$839	\$872	\$907	\$944	\$981	\$1020	\$1062	\$1104	\$1305



7489-SI 4 Wood Legs with Seat and Back Insert

COM Yardage: .75 Yards

COM	GR1	GR2	GR3	GR4	GR5	GR6	GR7	GR8	GR9	GR10	LEA
\$797	\$852	\$886	\$922	\$959	\$997	\$1038	\$1079	\$1122	\$1166	\$1213	\$1434



7489-U 4 Wood Legs - Fully Upholstered

COM Yardage: 2.5 Yards

COM	GR1	GR2	GR3	GR4	GR5	GR6	GR7	GR8	GR9	GR10	LEA
\$955	\$1021	\$1063	\$1105	\$1149	\$1196	\$1243	\$1293	\$1344	\$1398	\$1454	\$1719

OPTIONS

Add upcharge to list price and code to model number

FR	CAL 133 (TB 133) Fire Retardant per yard	\$90/yd.	MB	Moisture Barrier - Per Seat	\$68
----	--	----------	----	-----------------------------	------

DIMENSIONS	5-Star Casters
Inside Width:	19.5"
Seat Height:	16.75"-21.75"
Arm Height:	28.75"-33.75"
Overall Depth:	22.5"
Overall Width:	23"
Overall Height:	29.75"-34.75"
Qty./Wt. per carton:	1 ea./32 lbs.



5-STAR SWIVEL WITH CASTERS



5-STAR SWIVEL WITH CASTERS
HIGH KIT

MODEL / DESCRIPTION / LIST PRICING



7493 5-Star Swivel with Casters

Chair
\$521



7493-S 5-Star Swivel with Casters and Seat Insert

COM Yardage: .75 Yards

COM	GR1	GR2	GR3	GR4	GR5	GR6	GR7	GR8	GR9	GR10	LEA
\$641	\$686	\$713	\$741	\$772	\$802	\$834	\$868	\$903	\$938	\$976	\$1153



7493-SI 5-Star Swivel with Casters and Seat and Back Insert

COM Yardage: .75 Yards

COM	GR1	GR2	GR3	GR4	GR5	GR6	GR7	GR8	GR9	GR10	LEA
\$712	\$762	\$792	\$824	\$857	\$891	\$927	\$964	\$1002	\$1042	\$1083	\$1281



7493-U 5-Star Swivel with Casters - Fully Upholstered

COM Yardage: 2.5 Yards

COM	GR1	GR2	GR3	GR4	GR5	GR6	GR7	GR8	GR9	GR10	LEA
\$871	\$932	\$969	\$1008	\$1049	\$1090	\$1134	\$1179	\$1226	\$1275	\$1327	\$1567

OPTIONS

Add upcharge to list price and code to model number

FR	CAL 133 (TB 133) Fire Retardant per yard	\$90/yd.
MB	Moisture Barrier - Per Seat	\$68

HK	High Chair Kit - Specify 8" or 10" piston	\$105
----	---	-------

DIMENSIONS	4-Leg Stool
Inside Width:	19.5"
Seat Height:	30"
Arm Height:	41.5"
Overall Depth:	23"
Overall Width:	23.5"
Overall Height:	43"
Qty./Wt. per carton:	1 ea./32 lbs.



4 LEG BAR STOOL WITH
UPHOLSTERED SEAT INSERT



4 LEG BAR STOOL
FEATURES INSET REAR LEGS

MODEL / DESCRIPTION / LIST PRICING



7495 4 Leg Stool in Polished Chrome

Stool
\$434



7495-S 4 Leg Stool with Seat Insert in Polished Chrome

COM Yardage: .75 Yards

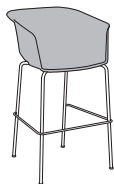
COM	GR1	GR2	GR3	GR4	GR5	GR6	GR7	GR8	GR9	GR10	LEA
\$521	\$557	\$580	\$603	\$627	\$652	\$678	\$705	\$734	\$763	\$794	\$937



7495-SI 4 Leg Stool with Seat and Back Insert in Polished Chrome

COM Yardage: .75 Yards

COM	GR1	GR2	GR3	GR4	GR5	GR6	GR7	GR8	GR9	GR10	LEA
\$592	\$633	\$658	\$685	\$713	\$741	\$771	\$801	\$834	\$867	\$901	\$1065



7495-U 4 Leg Stool in Polished Chrome - Fully Upholstered

COM Yardage: 2.5 Yards

COM	GR1	GR2	GR3	GR4	GR5	GR6	GR7	GR8	GR9	GR10	LEA
\$755	\$809	\$840	\$874	\$909	\$945	\$983	\$1022	\$1064	\$1106	\$1150	\$1359

OPTIONS

Add upcharge to list price and code to model number

FR	CAL 133 (TB 133) Fire Retardant per yard	\$90/yd.
MB	Moisture Barrier - Per Seat	\$68
SF	Powder Coat Color Finish - 4-Leg Stool	\$58

CH	Counter Height (24" seat height)	\$28
SH	Special Height (any custom height)	\$28

DIMENSIONS	Sled Base Stool
Inside Width:	19.5"
Seat Height:	30"
Arm Height:	41.5"
Overall Depth:	23"
Overall Width:	24"
Overall Height:	43"
Qty./Wt. per carton:	1 ea./32 lbs.



SLED BASE BAR STOOL WITH FULLY UPHOLSTERED SHELL



SLED BASE BAR STOOL OFFERS TABERED REAR LEGS

MODEL / DESCRIPTION / LIST PRICING



7497 Sled Base Stool in Polished Chrome

Stool
\$447



7497-S Sled Base Stool with Seat Insert in Polished Chrome

COM Yardage: .75 Yards

COM	GR1	GR2	GR3	GR4	GR5	GR6	GR7	GR8	GR9	GR10	LEA
\$565	\$604	\$628	\$653	\$679	\$706	\$735	\$764	\$795	\$827	\$860	\$1016



7497-SI Sled Base Stool with Seat and Back Insert in Polished Chrome

COM Yardage: .75 Yards

COM	GR1	GR2	GR3	GR4	GR5	GR6	GR7	GR8	GR9	GR10	LEA
\$635	\$680	\$707	\$736	\$765	\$796	\$827	\$860	\$895	\$931	\$968	\$1143



7497-U Sled Base Stool in Polished Chrome - Fully Upholstered

COM Yardage: 2.5 Yards

COM	GR1	GR2	GR3	GR4	GR5	GR6	GR7	GR8	GR9	GR10	LEA
\$768	\$822	\$856	\$889	\$925	\$961	\$1001	\$1040	\$1082	\$1125	\$1171	\$1383

OPTIONS

Add upcharge to list price and code to model number

FR	CAL 133 (TB 133) Fire Retardant per yard	\$90/yd.
MB	Moisture Barrier - Per Seat	\$68

SF	Powder Coat Color Finish - Sled Base Stool	\$58
----	--	------



FRONT VIEW

CLEAN OUT



FRONT ANGLED VIEW



PROFILE VIEW



REAR VIEW

LPS - Laminate Plywood Seating

ERG offers you a choice of many high pressure laminates such as Formica, Nevamar and Wilsonart. Select from hundreds of colors and designs. Durable and very easy to maintain - LPS is ideal for café, dining and all public areas.

DEKKO STOOL & FLATCUT/KRYSTALCAST®



LPS
(LAMINATE PLYWOOD SEATING)

One or Two laminate choices per chair.
15 chair minimum quantity

MYLO CHAIR & FLATCUT/MULTI-PLY EXPOSED



Call ERG Customer
Service for a quote
1-800-446-1186



CAFÉ TABLE WITH KRYSTALCAST® TOP



BAR HEIGHT TABLE

ORDERING INFORMATION

- | | |
|----------------------------|-------------------------------|
| 1) Series Name | 6) Laminate Selection and No. |
| 2) Model Number | 7) Edge Style Code and Color |
| 3) Size | 8) Wood Species |
| 4) Quantity | 9) Wood Stain Color |
| 5) Powder Coat Frame Color | 10) Optional Items |

LUNA CAFÉ BASE SPECIFICATIONS

Luna X Base

Table Height	Table height is 29" to 30" depending on table top specified. Bar Height table is 42".
Column	3" diameter 14 gauge steel tubing welded to base and top plate.
Base	1.5" diameter 14 gauge steel tubing – 22", 26", 32" or 38" X-base spreads.
Plate	10" x 10" square • 12" X 12" square 14" X 14" square
Glides	Adjustable zinc rubber cushion glides
Assembly	Top plate is welded to the vertical column and the vertical column is welded to the horizontal base. No tie rod assembly. Base mounts to tabletop with ¼-20 x 1" machine screws into metal inserts in top.
Finish	Choice of standard powder coat colors – See "Color Selections" brochure.

Flip-Top Mechanism

Durable all-steel construction with a spring-loaded release handle and a safety catch to maintain flipped-up position.

TABLE TOP SPECIFICATIONS

Table Tops

Table top core is CARB Phase I & Phase II Compliant. Laminate, wood veneer and phenolic backing are glued with water based adhesives.

FINISHES

Laminate/Veneer Selections

ERG offers over 1000 standard laminate choices from Nevamar, Wilsonart, Formica and Pionite. Wood veneer is available in transparent stain colors - custom stain matching available.

Edge Selections:

ERG offers a wide variety of table top edge materials including PVC, wood, aluminum and resin/urethane.
Special Edge Note: When ganging or butting tables together, ERG recommends using 3MM flat edge or flat wood edge. Square tables using PVC T-edge will have a 2" radius on all corners. Table Bases and Legs.

OPTIONS

- CODE: FLIP-X - Flip Top per X-base
- CODE: FLIP-T - Flip Top for two T-legs
- CODE: ASB - Anti-Sag Bar for tables under 72"
- CODE: RP - Painted Foot-ring for bar height
- CODE: STH - Special Table Height (any table height other than 29" or bar height)
- CODE: ULW - Ultra-lightweight table top
- CODE: CAS - Mobile Casters per table
- CODE: GD - Ganging
- CODE: RAD - Radius Corners for 3MM Edge
- CODE: FTBH – Flip top support bar for rectangular bar height tables.
(Maximum table top size 30x72)




GLIDE DETAIL




CASTER DETAIL

MODEL / DESCRIPTION / LIST PRICING


LUNA | CAFÉ | ROUND

	Model Number	Table Top Size	Shpg. Wght.	Base Spread	LAMINATE TOP ASSORTED EDGES							VENEER TOP	
					GRP 1	GRP 2	GRP 3	GRP 4	GRP 5	GRP 6	GRP 7	GRP 8	GRP 9
 ROUND	LU24D	24" Dia.	32	22"- X	\$581	\$593	\$668	\$736	\$868	\$978	\$1109	\$1535	\$1743
	LU30D	30" Dia.	43	26"- X	\$657	\$673	\$774	\$862	\$1036	\$1183	\$1356	\$1784	\$1972
	LU36D	36" Dia.	53	32"- X	\$776	\$795	\$918	\$1022	\$1234	\$1410	\$1621	\$2116	\$2329
	LU42D	42" Dia.	72	32"- X	\$910	\$932	\$1093	\$1230	\$1506	\$1734	\$2010	\$2532	\$2729
	LU48D	48" Dia.	86	38"- X	\$1037	\$1066	\$1259	\$1426	\$1759	\$2036	\$2371	\$2926	\$3115


LUNA | CAFÉ | SQUARE

	Model Number	Table Top Size	Shpg. Wght.	Base Spread	LAMINATE TOP ASSORTED EDGES							VENEER TOP	
					GRP 1	GRP 2	GRP 3	GRP 4	GRP 5	GRP 6	GRP 7	GRP 8	GRP 9
 SQUARE	LU24S	24" Sq.	40	22"- X	\$547	\$558	\$638	\$707	\$844	\$957	\$1094	\$1468	\$1642
	LU2430S	24x30 Sq.	49	22"- X	\$586	\$598	\$692	\$773	\$932	\$1066	\$1225	\$1599	\$1758
	LU30S	30" Sq.	54	26"- X	\$631	\$646	\$748	\$836	\$1009	\$1156	\$1330	\$1727	\$1896
	LU36S	36" Sq.	67	32"- X	\$782	\$800	\$928	\$1036	\$1254	\$1434	\$1652	\$2141	\$2345
	LU42S	42" Sq.	90	38"- X	\$945	\$969	\$1129	\$1267	\$1541	\$1771	\$2046	\$2613	\$2837

LUNA | CAFÉ | RECTANGLE

	Model Number	Table Top Size	Shpg. Wght.	Base Spread	LAMINATE TOP ASSORTED EDGES							VENEER TOP	
					GRP 1	GRP 2	GRP 3	GRP 4	GRP 5	GRP 6	GRP 7	GRP 8	GRP 9
 RECTANGLE	LU2448	24x48 Sq.	70	2-22"	\$683	\$702	\$821	\$923	\$1129	\$1301	\$1507	\$1902	\$2052
	LU2460	24x60 Sq.	79	2-22"	\$724	\$742	\$876	\$992	\$1222	\$1415	\$1645	\$2037	\$2175
	LU3048	30x48 Sq.	79	2-22"	\$728	\$748	\$885	\$1001	\$1233	\$1427	\$1661	\$2054	\$2190
	LU3060	30x60 Sq.	90	2-22"	\$777	\$800	\$953	\$1083	\$1346	\$1565	\$1827	\$2219	\$2337

LUNA | CAFÉ | BAR HEIGHT

	Model Number	Table Top Size	Shpg. Wght.	Base Spread	LAMINATE TOP ASSORTED EDGES							VENEER TOP	
					GRP 1	GRP 2	GRP 3	GRP 4	GRP 5	GRP 6	GRP 7	GRP 8	GRP 9
 ROUND	LUH24D	24" Dia.	40	22"- X	\$811	\$823	\$899	\$965	\$1098	\$1209	\$1341	\$2042	\$2429
	LUH30D	30" Dia.	94	26"- X	\$876	\$892	\$993	\$1080	\$1256	\$1401	\$1576	\$2268	\$2628
	LUH36D	36" Dia.	63	32"- X	\$985	\$1004	\$1127	\$1232	\$1444	\$1620	\$1831	\$2579	\$2953
	LUH36S	36" Sq.	67	32"- X	\$1022	\$1040	\$1167	\$1276	\$1493	\$1675	\$1893	\$2671	\$3064

SQUARE

Note: FTBH option is required with STH option when ordering rectangle flip-top tables over 29" table height.

OPTIONS

Add upcharge to list price and code to model number

FLIP-X	Flip-Top per X-base	\$125	RP	Painted Foot-ring for Bar Height	\$110
FLIP-T	Flip-Top for two T-legs	\$358	CAS	Mobile Casters per table	\$98
ASB	Anti-Sag Bar for tables under 72"	\$80	GD	Ganging per table	\$95
STH	Special Table Height (other than 29") per base	\$150	RAD	Radius Corners for 3MM Edge	\$200 per table
ULW	Ultra-lightweight table top	\$190	FTBH	All t-base bar height tables with flip top	\$300



ORDERING INFORMATION

- | | |
|----------------------------|-------------------------------|
| 1) Series Name | 6) Laminate Selection and No. |
| 2) Model Number | 7) Edge Style Code and Color |
| 3) Size | 8) Wood Species |
| 4) Quantity | 9) Wood Stain Color |
| 5) Powder Coat Frame Color | 10) Optional Items |

LUNA TRAINING BASE SPECIFICATIONS

Luna T Base

Table Height	Table height is 29" to 30" depending on table top specified.
Column	2" diameter 14 gauge steel tubing welded to base and top plate.
Base	1.5" diameter 14 gauge steel tubing – 16", 22" and 26" spreads
Plate	8" x 8" square 12 gauge stamped steel 5" x 5" or 2" x 4" 12 gauge stamped steel (Flip-Top or Folding)
Glides	Adjustable zinc rubber cushion steel glides
Assembly	Top plate is welded to the vertical column and the vertical column is welded to the horizontal base plate. No tie rod assembly. Base mounts to tabletop with 1/4-20 x 1" machine screws into metal inserts in top. Stretcher steel bars are used on tops 72" and longer.
Finish	Choice of standard powder coat colors – See "Color Selections" brochure

Flip-Top Mechanism

Aluminum die-cast top plate and aluminum housing with single handle cable release.

Folding Mechanism

Nylon injection molded housing, cast aluminum pivot and metal locking slider. Rigid, taper locking design is activated by single lever that also locks in folded position.

TABLE TOP SPECIFICATIONS

Table Tops

Table top core is CARB Phase I & Phase II Compliant. Laminate, wood veneer and phenolic backing are glued with water based adhesives.

Ultra-Lightweight Table Tops


Ultra-lightweight tables have an exceptionally strong manufactured MDF top made from 100% recovered and recycled wood fiber with at least 25% post-industrial recycled fiber; the balance consisting of recovered waste fiber. Ultra-light tables are 18% lighter than standard tables.



GLIDE DETAIL



CASTER DETAIL



FLIP-TOP DETAIL



STATIONARY T BASE

FINISHES

Laminate/Veneer Selections

ERG offers over 1000 standard laminate choices from Nevamar, Wilsonart, Formica and Pionite. Wood veneer is available in transparent stain colors - custom stain matching available.

Edge Selections:

ERG offers a wide variety of table top edge materials including PVC, wood, aluminum and resin/urethane.

Special Edge Note: When ganging or butting tables together, ERG recommends using 3MM flat edge or flat wood edge. Square tables using PVC T-edge will have a 2" radius on all corners. Table Bases and Legs.

OPTIONS

- CODE: FLIP-T - Flip-Top for two T-legs
- CODE: ASB - Anti-Sag Bar for tables under 72"
- CODE: FOLD - Lightweight Folding Leg Mechanism per table
- CODE: STH - Special Table Height (any table height other than 29")
- CODE: ULW - Ultra-lightweight table top
- CODE: CRT - Racetrack table top
- CODE: COT - Oval table top
- CODE: CBT - Boat table top
- CODE: CAS3 - 3" Mobile Casters
- CODE: GD - Ganging per table
- CODE: RAD - Radius Corners for 3MM Edge
- CODE: FTBH - Flip top support bar for rectangular bar height tables. (Maximum table top size 30x72)
- TABLE ACCESSORIES – Modesty Panels, Bridges, Grommets, Wire Management, Power & Communication Options, Table Dollies – see appropriate section in price list

Note: When ordering modesty panel, table and panel must have 3MM edge.


MODEL / DESCRIPTION / LIST PRICING
LUNA | RECTANGLE

RECTANGLE

Model Number	Table Top Size	Shpg. Wght.	Base Spread	LAMINATE TOP ASSORTED EDGES								VENEER TOP	
				GRP 1	GRP 2	GRP 3	GRP 4	GRP 5	GRP 6	GRP 7	GRP 8	GRP 9	
LU1836	18 X 36	54	2-16T	\$542	\$552	\$632	\$700	\$837	\$950	\$1088	\$1454	\$1622	
LU1848	18 X 48	61	2-16T	\$570	\$583	\$674	\$750	\$905	\$1034	\$1186	\$1553	\$1710	
LU1860	18 X 60	68	2-16T	\$601	\$614	\$715	\$800	\$972	\$1116	\$1287	\$1651	\$1801	
LU1872	18 X 72	75	2-16T	\$750	\$765	\$876	\$971	\$1160	\$1320	\$1510	\$2017	\$2249	
LU1884	18 X 84	81	2-16T	\$798	\$818	\$946	\$1055	\$1274	\$1455	\$1674	\$2181	\$2397	
LU1896	18 X 96	88	2-16T	\$827	\$847	\$985	\$1103	\$1342	\$1538	\$1775	\$2279	\$2485	
LU2436	24 X 36	61	2-22T	\$592	\$606	\$703	\$786	\$953	\$1092	\$1260	\$1623	\$1775	
LU2448	24 X 48	70	2-22T	\$683	\$702	\$821	\$923	\$1129	\$1301	\$1507	\$1902	\$2052	
LU2460	24 X 60	79	2-22T	\$724	\$742	\$876	\$992	\$1222	\$1415	\$1645	\$2037	\$2175	
LU2472	24 X 72	88	2-22T	\$823	\$844	\$981	\$1097	\$1332	\$1527	\$1761	\$2266	\$2472	
LU2484	24 X 84	97	2-22T	\$881	\$904	\$1059	\$1195	\$1461	\$1686	\$1953	\$2456	\$2644	
LU2496	24 X 96	106	2-22T	\$919	\$942	\$1112	\$1258	\$1548	\$1789	\$2080	\$2581	\$2757	
LU3036	30 X 36	68	2-22T	\$626	\$640	\$750	\$844	\$1031	\$1186	\$1373	\$1736	\$1877	
LU3048	30 X 48	79	2-22T	\$728	\$748	\$885	\$1001	\$1233	\$1427	\$1661	\$2054	\$2190	
LU3060	30 X 60	90	2-22T	\$777	\$800	\$953	\$1083	\$1346	\$1565	\$1827	\$2219	\$2337	
LU3072	30 X 72	102	2-22T	\$882	\$904	\$1059	\$1196	\$1462	\$1686	\$1954	\$2458	\$2647	
LU3084	30 X 84	113	2-26T	\$946	\$971	\$1151	\$1305	\$1611	\$1867	\$2175	\$2675	\$2841	
LU3096	30 X 96	124	2-26T	\$991	\$1018	\$1213	\$1381	\$1715	\$1995	\$2328	\$2826	\$2977	
LU3648	36 X 48	88	2-26T	\$720	\$742	\$884	\$1008	\$1254	\$1456	\$1701	\$2061	\$2168	
LU3660	36 X 60	102	2-26T	\$774	\$797	\$959	\$1097	\$1373	\$1606	\$1881	\$2239	\$2328	
LU3672	36 X 72	115	2-26T	\$948	\$973	\$1154	\$1308	\$1616	\$1874	\$2183	\$2681	\$2847	
LU3684	36 X 84	129	2-26T	\$1020	\$1049	\$1256	\$1431	\$1783	\$2076	\$2427	\$2926	\$3066	
LU3696	36 X 96	142	2-26T	\$1073	\$1104	\$1330	\$1522	\$1904	\$2225	\$2608	\$3102	\$3226	

Note: FTBH option is required with STH option when ordering rectangle flip-top tables over 29" table height.

OPTIONS

Add upcharge to list price and code to model number

FLIPT	Flip-Top for two t-legs	\$358
ASB	Anti-Sag Bar for tables under 72"	\$80
FOLD	Lightweight Folding Leg Mechanism per table	\$298
STH	Special Table Height (other than 29")	\$150 per leg
ULW	Ultra-lightweight table top	\$190
CRT	Racetrack table top	add 20%

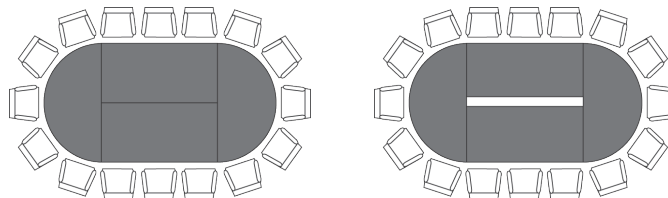
COT	Oval table top	add 20%
CBT	Boat table top	add 25%
CAS3	3" Mobile Casters (2 Casters per leg)	\$25 each
GD	Ganging per table	\$95
RAD	Radius Corners for 3MM Edge	\$200 per table
FTBH	All t-base bar height tables with flip top	\$300

MODEL / DESCRIPTION / LIST PRICING
LUNA | TRAPEZOID


Model Number	Table Top Size	Shpg. Wght.	Base Spread	LAMINATE TOP ASSORTED EDGES							VENEER TOP	
				GRP 1	GRP 2	GRP 3	GRP 4	GRP 5	GRP 6	GRP 7	GRP 8	GRP 9
LT2448	24 x 48	70	2-22T	\$825	\$849	\$1019	\$1164	\$1455	\$1697	\$1988	\$2377	\$2479
LT2460	24 x 60	79	2-22T	\$913	\$942	\$1141	\$1312	\$1657	\$1942	\$2286	\$2672	\$2745
LT3060	30 x 60	90	2-26T	\$958	\$989	\$1207	\$1392	\$1761	\$2072	\$2442	\$2825	\$2883
LT3672	36 x 72	115	2-26T	\$1203	\$1240	\$1495	\$1716	\$2154	\$2521	\$2959	\$3496	\$3619

LUNA | SECTIONAL | HALF ROUND


Model Number	Table Top Size	Shpg. Wght	Base Spread	LAMINATE TOP ASSORTED EDGES							VENEER TOP	
				GRP 1	GRP 2	GRP 3	GRP 4	GRP 5	GRP 6	GRP 7	GRP 8	GRP 9
LHR2448	24 X 48	70	2-22T	\$952	\$981	\$1195	\$1377	\$1744	\$2049	\$2415	\$2799	\$2859
LHR3060	30 X 60	90	2-22T	\$1037	\$1071	\$1315	\$1525	\$1942	\$2291	\$2709	\$3089	\$3121
LHR3672	36 X 72	115	2-22T	\$1282	\$1322	\$1606	\$1850	\$2335	\$2741	\$3226	\$3759	\$3855



SAMPLE CONFIGURATIONS

Note: FTBH option is required with STH option when ordering rectangle flip-top tables over 29" table height.

OPTIONS

Add upcharge to list price and code to model number

FLIP-T	Flip-Top for two t-legs	\$358
ASB	Anti-Sag Bar for tables under 72"	\$80
FOLD	Lightweight Folding Leg Mechanism per table	\$298
STH	Special Table Height (other than 29") per base	\$150
ULW	Ultra-lightweight table top	\$190
CRT	Racetrack table top	add 20%

COT	Oval table top	add 20%
CBT	Boat table top	add 25%
CAS3	3" Mobile Casters (2 Casters per leg)	\$25 each
GD	Ganging per table	\$95
FTBH	All t-base bar height tables with flip top	\$300
RAD	Radius Corners for 3MM Edge	\$200 per table



RECTANGLE CONFERENCE TABLE

ORDER INFORMATION

- | | |
|----------------------------|-------------------------------|
| 1) Series Name | 6) Laminate Selection and No. |
| 2) Model Number | 7) Edge Style Code and Color |
| 3) Size | 8) Wood Species |
| 4) Quantity | 9) Wood Stain Color |
| 5) Powder Coat Frame Color | 10) Optional Items |

LUNA CONFERENCE SPECIFICATIONS

Conference Base

Table Height	Table height is 29" to 30" depending on table top specified.
Columns	2" diameter 14 gauge steel tubing welded to base and top plate.
Base	1.5" diameter 14 gauge steel tubing – 36" spread
Plate	12 gauge stamped steel
Glides	Adjustable zinc rubber cushion steel glides
Assembly	Top plate is welded to the vertical column and the vertical column is welded to the horizontal base plate. No tie rod assembly. Base mounts to tabletop with ¼-20 x 1" machine screws into metal inserts in top. Stretcher steel bars are used on tops 72" and longer.
Finish	Choice of standard powder coat colors – See "Color Selections" brochure

Table Tops

Table top core is CARB Phase I & Phase II Compliant. Laminate, wood veneer and phenolic backing are glued with water based adhesives.

Edge Selections

ERG offers a wide variety of table top edge materials including PVC, wood and laminate.

FINISHES

Table Bases and Legs

Finished in your choice of standard powder coat colors. Finishes listed at beginning of price list. For colors refer to "Color Selections" brochure. For actual color samples, please call Customer Service.

Laminate/Veneer Selections

ERG offers over 1000 standard laminate choices from Nevamar, Wilsonart, Formica and Pionite. Wood veneer is available in transparent stain colors - custom stain matching available.

OPTIONS

- CODE: STH - Special Table Height (any table height other than 29")
- CODE: GD - Ganging per table
- CODE: ASB - Anti-Sag Bar for tables under 72"
- CODE: CRT - Racetrack table top
- CODE: COT - Oval table top
- CODE: CBT - Boat table top
- CODE: RAD - Radius Corners for 3MM Edge
- CODE: CAT - Almost Rectangle Table Top.
- TABLE ACCESSORIES – Modesty Panels, Bridges, Grommets, Wire Management, Power & Communication Options, Table Dollies – see appropriate section in price list

MODEL / DESCRIPTION / LIST PRICING
LUNA | CONFERENCE | RECTANGLE

	Model Number	Table Top Size	Shpg. Wght.	Base Spread	LAMINATE TOP ASSORTED EDGES							VENEER TOP	
					GRP 1	GRP 2	GRP 3	GRP 4	GRP 5	GRP 6	GRP 7	GRP 8	GRP 9
 RECTANGLE	LC4272	42 X 72	129	2-36TT	\$1881	\$1926	\$2243	\$2515	\$3057	\$3512	\$4055	\$5189	\$5645
	LC4284	42 X 84	144	2-36TT	\$1971	\$2019	\$2358	\$2649	\$3230	\$3714	\$4295	\$5457	\$5912
	LC4296	42 X 96	160	2-36TT	\$2033	\$2084	\$2446	\$2756	\$3376	\$3891	\$4512	\$5671	\$6105
	LC4872	48 X 72	142	2-36TT	\$1934	\$1981	\$2315	\$2604	\$3178	\$3657	\$4231	\$5364	\$5802
	LC4884	48 X 84	160	2-36TT	\$2181	\$2233	\$2593	\$2902	\$3519	\$4034	\$4652	\$5993	\$6544
	LC4896	48 X 96	178	2-36TT	\$2253	\$2308	\$2693	\$3024	\$3684	\$4235	\$4895	\$6233	\$6762
	LC48108*	48 X 108	196	3-36TT	\$2424	\$2483	\$2893	\$3246	\$3949	\$4535	\$5239	\$6695	\$7277
	LC48120*	48 X 120	214	3-36TT	\$2497	\$2558	\$2994	\$3367	\$4114	\$4737	\$5483	\$6936	\$7494
	LC48144*	48 X 144	250	3-36TT	\$2992	\$3061	\$3546	\$3963	\$4796	\$5489	\$6322	\$8191	\$8975
	LC6096	60 X 96	214	2-36TT	\$2591	\$2653	\$3086	\$3457	\$4200	\$4819	\$5562	\$7135	\$7775
	LC60108*	60 X 108	237	3-36TT	\$2729	\$2795	\$3258	\$3656	\$4454	\$5115	\$5911	\$7542	\$8191
	LC60120*	60 X 120	259	3-36TT	\$2892	\$2964	\$3457	\$3883	\$4731	\$5437	\$6286	\$8003	\$8681
	LC60144*	60 X 144	304	3-36TT	\$3545	\$3625	\$4181	\$4659	\$5611	\$6408	\$7363	\$9645	\$10635

* Asterisk after model number indicates 2 piece tops with center seam for tables over 96" and longer

Note: Other sizes are available, please call ERG Customer Service.

OPTIONS

Add upcharge to list price and code to model number

GD	Ganging per table	\$95
ASB	Anti-Sag Bar for tables under 72"	\$80
CRT	Racetrack table top	add 20%
COT	Eliptical table top	add 20%

CBT	Boat table top	add 25%
STH	Special Table Height - any height other than 29"	\$350
RAD	Radius Corners for 3MM Edge	\$200 per table
CAT	Almost Rectangle table top	add 25%



MALIBU TABLE OF CONTENTS

Malibu Banquettes.....	2
Malibu Modular.....	6
Malibu Lounge.....	25
Malibu Bench / Ottoman	30

MALIBU BANQUETTE

The Malibu banquette offers the utmost in seating style and comfort. Malibu banquettes pair perfectly with any dining space and coordinate with our Malibu modular lounge.



60" BANQUETTE
TWO FABRIC OPTION



MALIBU 60" BACK-TO-BACK BANQUETTE
WITH TWO FABRIC OPTION

ORDERING INFORMATION

- | | |
|-----------------------------|-------------------------------|
| 1) Series Name | 5) Powder Coat Color for Legs |
| 2) Model Number | 6) Optional Items / Colors |
| 3) Quantity | |
| 4) Fabric Grade & Number(s) | |

SPECIFICATIONS

Frame

- Multi-ply hardwood
- Tongue and groove construction nailed and glued

Seat/Foam

- No-sag springs w/ helicoil attachment
- High resiliency foam construction throughout
- All foam bonded to frame

Legs

- Fabricated steel 8.5" tall legs are sand blasted prior to paint

COLORS / FINISHES

- Standard powder coat colors or optional polished chrome legs
- Optional wood legs available in standard wood stain colors

OPTIONS

- CODE: FR - CAL 133 (TB 133) Fire Retardant.
- CODE: MB -Moisture Barrier (up to 60" overall width).
- CODE: MB60 -Moisture Barrier (over 60" overall width).
- CODE: PC - Polished Chrome Legs.
- CODE: WOD - Solid Maple Wood Legs.
- CODE: 2FO - Two Fabric Option.
- CODE: CO - Clean Out (overall width up to 50")
- CODE: CO1 - Clean Out (overall width over 50")
- CODE: GD - Ganging Brackets (Necessary when ganging two or more modules together).

Note: Factory installed power/data available, see accessories section for details and pricing.



OPTIONAL POLISHED CHROME LEGS



OPTIONAL WOOD LEGS




TWO FABRIC OPTION




CLEAN OUT OPTION

DIMENSIONS	Straight Banquette
Seat Depth:	20"
Seat Height:	18"
Overall Depth:	27"
Overall Width:	48, 60, 72"
Overall Height:	33"
Qty./Wt.:	1 ea./150 lbs.



MALIBU 60" BANQUETTE


MODEL / DESCRIPTION / LIST PRICING



8500 48" Straight Banquette (4 legs)

COM Yardage: Total: 6 Yds. / Back: 3.5 Yds. / Seat: 2.5 Yds.


COM	GR1	GR2	GR3	GR4	GR5	GR6	GR7	GR8	GR9	GR10	LEA
\$2119	\$2267	\$2358	\$2453	\$2551	\$2652	\$2759	\$2869	\$2983	\$3103	\$3226	\$3814



8502 60" Straight Banquette (4 legs)

COM Yardage: Total: 7 Yds. / Back: 4 Yds. / Seat: 3 Yds.

COM	GR1	GR2	GR3	GR4	GR5	GR6	GR7	GR8	GR9	GR10	LEA
\$2599	\$2781	\$2891	\$3006	\$3127	\$3253	\$3382	\$3517	\$3658	\$3804	\$3957	\$4676



8504 72" Straight Banquette (6 legs)

COM Yardage: Total: 8.5 Yds. / Back: 5 Yds. / Seat: 3.5 Yds.

COM	GR1	GR2	GR3	GR4	GR5	GR6	GR7	GR8	GR9	GR10	LEA
\$3118	\$3336	\$3471	\$3609	\$3753	\$3903	\$4059	\$4222	\$4391	\$4566	\$4749	\$5612

OPTIONS

Add upcharge to list price and code to model number

FR	CAL 133 (TB 133) Fire Retardant per yard	\$90/yd.
MB	Moisture Barrier - up to 60" width	\$125 per unit
MB60	Moisture Barrier - over 60" width	\$200 per unit
2FO	Two Fabric Option	\$98
GD	Ganging Brackets	\$52

PC	Polished Chrome Legs	\$35 per leg
WOD	Solid Maple Wood Legs	\$24 per leg
CO	Clean Out (overall width up to 50")	\$250
CO1	Clean Out (overall width over 50")	\$385

DIMENSIONS	Back-To-Back Banquette
Seat Depth:	20"
Seat Height:	18"
Overall Depth:	54"
Overall Width:	48, 60, 72"
Overall Height:	33"
Qty./Wt.:	1 ea./250 lbs.



MALIBU 72" BACK-TO-BACK BANQUETTE


MODEL / DESCRIPTION / LIST PRICING



8500-B 48" Back-To-Back Banquette (6 legs)

COM Yardage: Total: 12 Yds. / Back: 7 Yds. / Seat: 5 Yds.

COM	GR1	GR2	GR3	GR4	GR5	GR6	GR7	GR8	GR9	GR10	LEA
\$4026	\$4308	\$4480	\$4659	\$4846	\$5040	\$5241	\$5451	\$5669	\$5896	\$6131	\$7247



8502-B 60" Back-To-Back Banquette (6 legs)

COM Yardage: Total: 14 Yds. / Back: 8 Yds. / Seat: 6 Yds.

COM	GR1	GR2	GR3	GR4	GR5	GR6	GR7	GR8	GR9	GR10	LEA
\$4938	\$5284	\$5495	\$5715	\$5943	\$6181	\$6428	\$6686	\$6953	\$7231	\$7520	\$8888



8504-B 72" Back-To-Back Banquette (8 legs)

COM Yardage: Total: 17 Yds. / Back: 10 Yds. / Seat: 7 Yds.

COM	GR1	GR2	GR3	GR4	GR5	GR6	GR7	GR8	GR9	GR10	LEA
\$5924	\$6339	\$6592	\$6856	\$7130	\$7415	\$7712	\$8020	\$8341	\$8675	\$9022	\$10663

Note: To order back-to-back banquettes with privacy panel, add the pricing of the panel to the back-to-back unit pricing.
The overall depth of back-to-back units with panel is 55".



OPTIONS

Add upcharge to list price and code to model number

FR	CAL 133 (TB 133) Fire Retardant per yard	\$90/yd.
MB	Moisture Barrier - up to 60" width	\$125 per unit
MB60	Moisture Barrier - over 60" width	\$200 per unit
2FO	Two Fabric Option	\$98
GD	Ganging Brackets	\$52

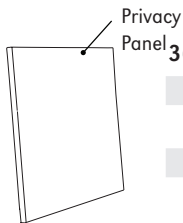
PC	Polished Chrome Legs	\$35 per leg
WOD	Solid Maple Wood Legs	\$24 per leg
CO	Clean Out (overall width up to 50")	\$250
CO1	Clean Out (overall width over 50")	\$385

PRIVACY PANELS ONLY

DIMENSIONS	48" Wide Privacy Panel	60" Wide Privacy Panel	72" Wide Privacy Panel
Panel Depth:	1"	1"	1"
Panel Width:	48"	60"	72"
Panel Height:	48"	48"	48"


 1/2" THICK ACRYLIC
 PRIVACY PANELS AVAILABLE

 MALIBU BACK TO BACK BANQUETTE
 WITH PRIVACY PANEL

MODEL / DESCRIPTION / LIST PRICING


360P	48" Wide Privacy Panel											COM Yardage: Total: 3 Yds. (Please allow extra fabric for repeat design.)
COM	GR1	GR2	GR3	GR4	GR5	GR6	GR7	GR8	GR9	GR10	LEA	
\$948	\$1015	\$1055	\$1098	\$1141	\$1187	\$1234	\$1283	\$1334	\$1389	\$1443	\$1706	
LAMINATE			VENEER			ACRYLIC						
\$929			\$1827			CALL						

362P	60" Wide Privacy Panel											COM Yardage: Total: 4 Yds. (Please allow extra fabric for repeat design.)
COM	GR1	GR2	GR3	GR4	GR5	GR6	GR7	GR8	GR9	GR10	LEA	
\$1250	\$1339	\$1391	\$1448	\$1505	\$1565	\$1627	\$1693	\$1760	\$1831	\$1904	\$2251	
LAMINATE			VENEER			ACRYLIC						
\$1214			\$2350			CALL						

365P	72" Wide Privacy Panel											COM Yardage: Total: 5 Yds. (Please allow extra fabric for repeat design.)
COM	GR1	GR2	GR3	GR4	GR5	GR6	GR7	GR8	GR9	GR10	LEA	
\$1531	\$1638	\$1704	\$1772	\$1843	\$1916	\$1993	\$2073	\$2156	\$2242	\$2330	\$2756	
LAMINATE			VENEER			ACRYLIC						
\$1477			\$2759			CALL						

MALIBU MODULAR COLLECTION

The Malibu modular lounge series - where design meets comfort. Featuring a modern look for higher education or any public spaces that require long duration seating comfort with greater width and depth.



MALIBU SINGLE SEAT LOUNGE



CORNER UNIT LOUNGE



MALIBU 60° CURVE



MALIBU 30° CURVE

ORDERING INFORMATION

- | | |
|----------------------------|-------------------------------|
| 1) Series Name | 5) Powder Coat Color for legs |
| 2) Model Number | 6) Optional Items |
| 3) Quantity | |
| 4) Fabric Grade and Number | |

MALIBU MODULAR LOUNGE SPECIFICATIONS
Frame

Frame assembly is constructed of multi-ply hardwood, with tongue and groove construction. Seat foam is bonded to all sides of hardwood frame. Seat cushions are 4" graded, high resiliency (H.R.) block foam with seat back 3" H.R. foam, covered entirely with special bonded polyester fiber to protect final upholstery. No sag-springs are installed in seat & back along with interlocking helicoil springs to prevent sagging and provide additional lower back and seat support.

Upholstery

Malibu modular lounge is fully upholstered in your choice of fabric, vinyl, crypton, leather or Customers Own Material. ERG uses only water based glues and adhesives in all our upholstery process.

Legs

Tapered-triangular legs are formed and welded steel 8.5" tall. Legs are sandblasted prior to final powder coating in your choice of standard powder coat colors. Legs have a factory installed steel glide.

COLORS / FINISHES
Legs

Standard powder coat colors or optional polished chrome available.

OPTIONS

- CODE: FR - CAL 133 (TB 133) Fire Retardant.
- CODE: MB - Moisture Barrier (up to 60" overall width).
- CODE: MB60 - Moisture Barrier (over 60" overall width).
- CODE: PC - Polished Chrome Legs.
- CODE: 2FO - Two Fabric Option. When seat and base are upholstered in 2 different fabrics of your choice.
- CODE: GD - Ganging Brackets (Necessary when ganging two or more modules together).
- CODE: CO - Clean Out (overall width up to 50")
- CODE: CO1 - Clean Out (overall width over 50")
- CODE: TABF() - Fixed Laminate Tablet - outside of modular unit
(round post, specify tablet shape A, B or C)
- CODE: TABFB() - Fixed Laminate Tablet - between two modular units
(blade post, specify tablet shape A, B or C)
- CODE: SST - Solid Surface Tablet Arm
- CODE: LAM5 - Non-standard laminate for 5 or less tablets
see options for upcharge
- CODE: SS5 - Non-standard Solid Surface top for 5 or less tablets
- CODE: WOD - Wood Legs

TABLET SHAPES
Choose from 3 Tablet Shapes:

Tablets for all modular series are available in 3 shapes, choose from the three shapes shown and specify; A, B or C and left or right (outside tablet) when ordering. Example: TABF(A) Left - this would be a fixed shape A tablet on the left side (when seated).

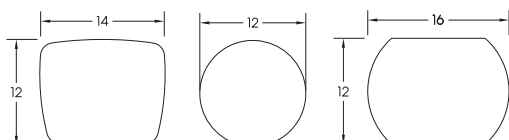
Optional Solid Surface available.

Tablet orders of 5 or less:
3 standard laminate colors:

Wilsonart Black 1595-60, Formica Brite White 459-58 or Nevamar Silver Alu Metalx MXT003.

4 standard Corian colors:

Bone, Bronzite, Glacier White, and Silver Grey.



UPHOLSTERED ARMS



TWO FABRICS



BLADE TABLET




POWER/DATA

MALIBU MODULAR CONFIGURATIONS ARE ENDLESS!

Customized to your own space.

Unlimited Choices

- Lounges
- Lounge Arms (straight, slope, quad)
- Straight Modules
- Inside Curve Modules
- Outside Curve Modules
- Corner Modules
(2 choices - curve or straight)
- Online Benches
- Online Benches w/ table
- Inside Curve Backless Modules
- Outside Curve Backless Modules
- Free Standing Benches
- Free Standing Benches w/ tables
- Upholstered Ottoman - Round
- Upholstered Ottoman - Square
- Occasional Tables
- Arm Choices
- Straight Privacy Panel Choices
(Inside & Outside Curve Privacy Panels)
- Custom Height Bar Shelving

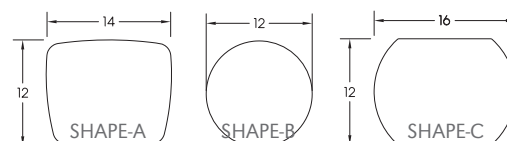


TABLET SHAPES

Choose from 3 Tablet Shapes:

Tablets for all modular series are available in 3 shapes, choose from the three shapes shown and specify; A, B or C and left or right (outside tablet) when ordering. Example: TABF-(A) Left - this would be a fixed shape A tablet on the left side (when seated).

Optional Solid Surface available.



Tablet orders of 5 or less:

3 standard laminate colors:

Wilsonart Black 1595-60, Formica Brite White 459-58 or Nevamar Silver Alu Metalx MXT003.

4 standard Corian colors:

Bone, Bronzite, Glacier White, and Silver Grey.

DIMENSIONS	22" Straight	30" Straight	44" Straight	66" Straight
Seat Depth:	20"	20"	20"	20"
Seat Height:	18"	18"	18"	18"
Overall Depth:	27"	27"	27"	27"
Overall Width:	22"	30"	44"	66"
Overall Height:	33"	33"	33"	33"
Qty./Wt.:	1 ea./57 lbs.	1 ea./112 lbs.	1 ea./145 lbs.	1 ea./155 lbs.



TWO 3912 UNITS AND
OPTIONAL BLADE TABLET

MODEL / DESCRIPTION / LIST PRICING



3912 22" Straight Module

COM Yardage: Total: 3.5 Yds. / Back: 2 Yds. / Seat: 1.5 Yds.


COM	GR1	GR2	GR3	GR4	GR5	GR6	GR7	GR8	GR9	GR10	LEA
\$1214	\$1299	\$1384	\$1482	\$1566	\$1664	\$1761	\$1860	\$1957	\$2054	\$2152	\$2291



3913 30" Straight Module

COM Yardage: Total: 4.5 Yds. / Back: 2 Yds. / Seat: 2.5 Yds.


COM	GR1	GR2	GR3	GR4	GR5	GR6	GR7	GR8	GR9	GR10	LEA
\$1404	\$1506	\$1615	\$1736	\$1844	\$1965	\$2086	\$2207	\$2328	\$2449	\$2594	\$2733



3914 44" Straight Module

COM Yardage: Total: 6 Yds. / Back: 3.5 Yds. / Seat: 2.5 Yds.

COM	GR1	GR2	GR3	GR4	GR5	GR6	GR7	GR8	GR9	GR10	LEA
\$1942	\$2085	\$2228	\$2371	\$2514	\$2656	\$2799	\$2942	\$3084	\$3226	\$3369	\$3505



3915 66" Straight Module

COM Yardage: Total: 8 Yds. / Back: 5 Yds. / Seat: 3 Yds.

COM	GR1	GR2	GR3	GR4	GR5	GR6	GR7	GR8	GR9	GR10	LEA
\$2859	\$3038	\$3216	\$3394	\$3572	\$3751	\$3928	\$4107	\$4285	\$4464	\$4641	\$4812

OPTIONS

Add upcharge to list price and code to model number


FR	CAL 133 (TB 133) Fire Retardant per yard	\$90/yd.
MB	Moisture Barrier - up to 60" overall width	\$125
MB60	Moisture Barrier - over 60" overall width	\$200
PC	Polished Chrome Legs - per leg	\$35
2FO	Two Fabric Option	\$98
GD	Ganging Brackets	\$52
WOD	Wood Legs	\$24 each

CO	Clean Out (overall width up to 50")	\$250
CO1	Clean Out (overall width over 50")	\$385
TABF-()	Fixed Tablet (outside, specify (L/R), shape A, B or C)	\$370
TABFB-()	Fixed Tablet (blade, specify (L/R), shape A, B or C)	\$370
LAM5	Non-standard laminate (5 tablets or less)	\$250 ea. tablet
SST	Solid Surface Tablet Arm - add to tablet option	\$125
SS5	Non-standard Solid Surface (5 tablets or less)	Call For Quote

DIMENSIONS	30° Curve Inside	45° Curve Inside	60° Curve Inside
Seat Depth:	20"	20"	20"
Seat Height:	18"	18"	18"
Overall Depth:	29"	31"	32"
Overall Width:	35"	52"	67"
Overall Height:	33"	33"	33"
Qty./Wt.:	1 ea./112 lbs.	1 ea./145 lbs.	1 ea./180 lbs.

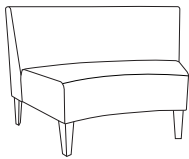


INSIDE 45° CURVE UNIT

MODEL / DESCRIPTION / LIST PRICING

3917 Inside 30° Curve Module


COM Yardage: Total: 4.5 Yds. / Back: 2.5 Yds. / Seat: 2 Yds.

COM	GR1	GR2	GR3	GR4	GR5	GR6	GR7	GR8	GR9	GR10	LEA
\$1311	\$1396	\$1481	\$1578	\$1663	\$1761	\$1858	\$1955	\$2052	\$2149	\$2246	\$2385


3918 Inside 45° Curve Module

COM Yardage: Total: 7 Yds. / Back: 4 Yds. / Seat: 3 Yds.

COM	GR1	GR2	GR3	GR4	GR5	GR6	GR7	GR8	GR9	GR10	LEA
\$1875	\$1994	\$2112	\$2243	\$2362	\$2494	\$2625	\$2756	\$2886	\$3018	\$3148	\$3285


3919 Inside 60° Curve Module (5 legs)

COM Yardage: Total: 8 Yds. / Back: 4.5 Yds. / Seat: 3.5 Yds.

COM	GR1	GR2	GR3	GR4	GR5	GR6	GR7	GR8	GR9	GR10	LEA
\$2405	\$2522	\$2641	\$2770	\$2887	\$3018	\$3148	\$3278	\$3407	\$3538	\$3667	\$3803

OPTIONS

Add upcharge to list price and code to model number

FR	CAL 133 (TB 133) Fire Retardant per yard	\$90/yd.	CO	Clean Out (overall width up to 50")	\$250
MB	Moisture Barrier - up to 60" overall width	\$125	CO1	Clean Out (overall width over 50")	\$385
MB60	Moisture Barrier - over 60" overall width	\$200	TABF(-)	Fixed Tablet (outside, specify (L/R), shape A, B or C)	\$370
PC	Polished Chrome Legs - per leg	\$35	TABFB(-)	Fixed Tablet (blade, specify (L/R), shape A, B or C)	\$370
2FO	Two Fabric Option	\$98	LAM5	Non-standard laminate (5 tablets or less)	\$250 ea. tablet
GD	Ganging Brackets	\$52	SST	Solid Surface Tablet Arm - add to tablet option	\$125
WOD	Wood Legs	\$24 each	SS5	Non-standard Solid Surface (5 tablets or less)	Call For Quote

DIMENSIONS	20° Curve Outside	30° Curve Outside	45° Curve Outside	60° Curve Outside
Seat Depth:	20"	20"	20"	20"
Seat Height:	18"	18"	18"	18"
Overall Depth:	27"	29"	31"	32"
Overall Width:	23"	35"	52"	67"
Overall Height:	33"	33"	33"	33"
Qty./Wt.:	1 ea./62 lbs.	1 ea./78 lbs.	1 ea./98 lbs.	1 ea./140 lbs.



OUTSIDE 45° CURVE UNIT

MODEL / DESCRIPTION / LIST PRICING



3920 Outside 20° Curve Module

COM Yardage: Total: 3.5 Yds. / Back: 2 Yds. / Seat: 1.5 Yds.

COM	GR1	GR2	GR3	GR4	GR5	GR6	GR7	GR8	GR9	GR10	LEA
\$1365	\$1462	\$1547	\$1644	\$1728	\$1825	\$1922	\$2019	\$2115	\$2212	\$2309	\$2448



3921 Outside 30° Curve Module

COM Yardage: Total: 4.25 Yds. / Back: 2.25 Yds. / Seat: 2 Yds.

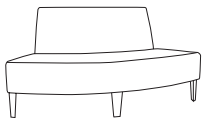
COM	GR1	GR2	GR3	GR4	GR5	GR6	GR7	GR8	GR9	GR10	LEA
\$1452	\$1549	\$1634	\$1730	\$1814	\$1910	\$2007	\$2104	\$2200	\$2297	\$2393	\$2532



3922 Outside 45° Curve Module

COM Yardage: Total: 5 Yds. / Back: 2.25 Yds. / Seat: 2.75 Yds.

COM	GR1	GR2	GR3	GR4	GR5	GR6	GR7	GR8	GR9	GR10	LEA
\$2082	\$2201	\$2320	\$2449	\$2568	\$2699	\$2829	\$2959	\$3090	\$3221	\$3351	\$3487



3923 Outside 60° Curve Module (5 legs)

COM Yardage: Total: 8.5 Yds. / Back: 4 Yds. / Seat: 4.5 Yds.

COM	GR1	GR2	GR3	GR4	GR5	GR6	GR7	GR8	GR9	GR10	LEA
\$2462	\$2593	\$2711	\$2839	\$2958	\$3088	\$3218	\$3347	\$3477	\$3608	\$3737	\$3873

OPTIONS

Add upcharge to list price and code to model number

FR	CAL 133 (TB 133) Fire Retardant per yard	\$90/yd.	CO	Clean Out (overall width up to 50")	\$250
MB	Moisture Barrier - up to 60" overall width	\$125	CO1	Clean Out (overall width over 50")	\$385
MB60	Moisture Barrier - over 60" overall width	\$200	TABF(-)	Fixed Tablet (outside, specify (L/R), shape A, B or C)	\$370
PC	Polished Chrome Legs - per leg	\$35	TABFB(-)	Fixed Tablet (blade, specify (L/R), shape A, B or C)	\$370
2FO	Two Fabric Option	\$98	LAM5	Non-standard laminate (5 tablets or less)	\$250 ea. tablet
GD	Ganging Brackets	\$52	SST	Solid Surface Tablet Arm - add to tablet option	\$125
WOD	Wood Legs	\$24 each	SS5	Non-standard Solid Surface (5 tablets or less)	Call For Quote

DIMENSIONS	Curve Corner Module	Straight Corner Module
Seat Depth:	20"	20"
Seat Height:	18"	18"
Overall Depth:	27"	27"
Overall Width:	28"	28"
Overall Height:	33"	33"
Qty./Wt.:	1 ea./98 lbs.	1 ea./98 lbs.



CORNER UNIT - CURVE BACK



CORNER UNIT - SQUARE BACK


MODEL / DESCRIPTION / LIST PRICING



3924 Corner Module - Square Back (4 legs)

COM Yardage: Total: 6 Yds. / Back: 4.5 Yds. / Seat: 1.5 Yds.

COM	GR1	GR2	GR3	GR4	GR5	GR6	GR7	GR8	GR9	GR10	LEA
\$1984	\$2114	\$2232	\$2363	\$2481	\$2611	\$2741	\$2871	\$3002	\$3132	\$3262	\$3400

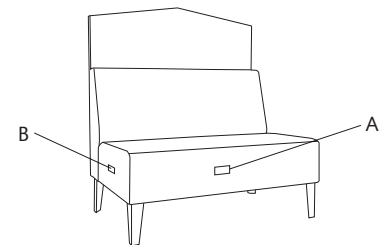


3925 Corner Module - Curve Back (4 legs)

COM Yardage: Total: 6 Yds. / Back: 4.5 Yds. / Seat: 1.5 Yds.

COM	GR1	GR2	GR3	GR4	GR5	GR6	GR7	GR8	GR9	GR10	LEA
\$1864	\$1996	\$2115	\$2245	\$2364	\$2496	\$2627	\$2759	\$2889	\$3020	\$3151	\$3289

Please specify placement of electrical box for upholstered units or occasional tables



OPTIONS

Add upcharge to list price and code to model number

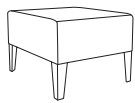
FR	CAL 133 (TB 133) Fire Retardant per yard	\$90/yd.	CO	Clean Out (overall width up to 50")	\$250
MB	Moisture Barrier - up to 60" overall width	\$125	TABF(-)	Fixed Tablet (outside, specify (L/R), shape A, B or C)	\$370
PC	Polished Chrome Legs - per leg	\$35	TABFB(-)	Fixed Tablet (blade, specify (L/R), shape A, B or C)	\$370
2FO	Two Fabric Option	\$98	LAM5	Non-standard laminate (5 tablets or less)	\$250 ea. tablet
GD	Ganging Brackets	\$52	SST	Solid Surface Tablet Arm - add to tablet option	\$125
WOD	Wood Legs	\$24 each	SS5	Non-standard Solid Surface (5 tablets or less)	Call For Quote

DIMENSIONS	Ottoman	Bariatric Backless	Two Seat Backless	Three Seat Backless
Overall Depth:	27"	27"	27"	27"
Overall Width:	22"	30"	44"	66"
Seat Height:	18"	18"	18"	18"
Qty./Wt.:	1 ea./44 lbs.	1 ea./65 lbs.	1 ea./89 lbs.	1 ea./115 lbs.



ONLINE TWO SEAT STRAIGHT BACKLESS UNIT

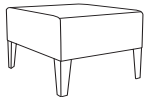
MODEL / DESCRIPTION / LIST PRICING



3926 Single Seat 22" Backless Module

COM Yardage: Total: 2.25 Yds. / Sides: 1.25 Yds. / Top: 1 Yds.

COM	GR1	GR2	GR3	GR4	GR5	GR6	GR7	GR8	GR9	GR10	LEA
\$1094	\$1236	\$1378	\$1519	\$1660	\$1802	\$1943	\$2085	\$2226	\$2367	\$2509	\$2645



3927 Bariatric Backless 30" Module

COM Yardage: Total: 2.25 Yds. / Sides: 1.25 Yds. / Top: 1 Yds.

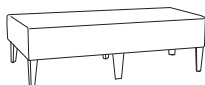
COM	GR1	GR2	GR3	GR4	GR5	GR6	GR7	GR8	GR9	GR10	LEA
\$1358	\$1500	\$1642	\$1783	\$1924	\$2066	\$2207	\$2349	\$2491	\$2631	\$2773	\$2908



3928 Two Seat Backless 44" Module

COM Yardage: Total: 3 Yds. / Sides: 1.5 Yds. / Top: 1.5 Yds.

COM	GR1	GR2	GR3	GR4	GR5	GR6	GR7	GR8	GR9	GR10	LEA
\$1947	\$2088	\$2230	\$2371	\$2512	\$2654	\$2796	\$2936	\$3078	\$3220	\$3362	\$3496



3929 Three Seat Backless 66" Module

COM Yardage: Total: 4 Yds. / Sides: 2 Yds. / Top: 2 Yds.

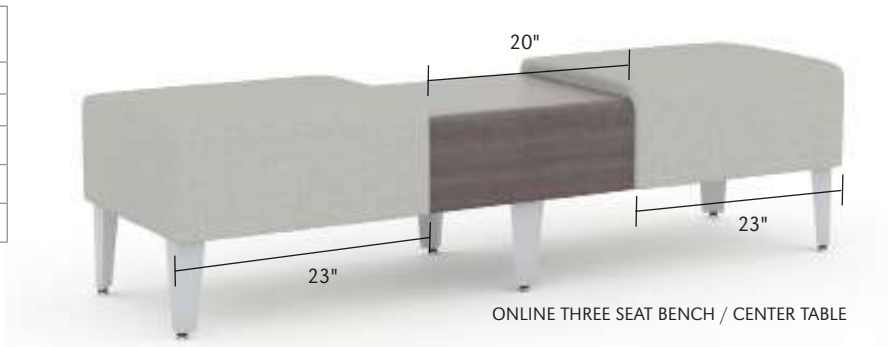
COM	GR1	GR2	GR3	GR4	GR5	GR6	GR7	GR8	GR9	GR10	LEA
\$2239	\$2381	\$2521	\$2663	\$2805	\$2946	\$3088	\$3229	\$3370	\$3512	\$3654	\$3789

OPTIONS

Add upcharge to list price and code to model number

FR	CAL 133 (TB 133) Fire Retardant per yard	\$90/yd.	TABF(-)	Fixed Tablet (outside, specify (L/R), shape A, B or C)	\$370
MB	Moisture Barrier - up to 60" overall width	\$125	TABFB(-)	Fixed Tablet (blade, specify (L/R), shape A, B or C)	\$370
MB60	Moisture Barrier - over 60" overall width	\$200	LAM5	Non-standard laminate (5 tablets or less)	\$250 ea. tablet
PC	Polished Chrome Legs - per leg	\$35	SST	Solid Surface Tablet Arm - add to tablet option	\$125
2FO	Two Fabric Option	\$98	WOD	Wood Legs	\$24 each
GD	Ganging Brackets	\$52	SS5	Non-standard Solid Surface (5 tablets or less)	Call For Quote

DIMENSIONS	Two Unit / Side Table L/R	Three Unit / Online Table
Overall Depth:	27"	27"
Overall Width:	43"	66"
Seat Height:	18"	18"
Table Height:	16"	16"
Qty./Wt.:	1 ea./44 lbs.	1 ea./115 lbs.

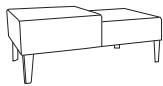


ONLINE THREE SEAT BENCH / CENTER TABLE

L - LAMINATE
W - WOOD VENEER

Please specify placement of electrical box
for upholstered units or occasional tables

MODEL / DESCRIPTION / LIST PRICING



3930L-L/R Two Unit - Side Table - Left/Right (Laminate)

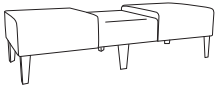
COM Yardage: 1.75 Yds. / Top: 1 Yds. / Sides: 1.75 Yds.

COM	GR1	GR2	GR3	GR4	GR5	GR6	GR7	GR8	GR9	GR10	LEA
\$1986	\$2126	\$2211	\$2299	\$2390	\$2485	\$2587	\$2689	\$2798	\$2909	\$3025	\$3576

3930W-L/R Two Unit - Side Table - Left/Right (Veneer)

COM Yardage: 1.75 Yds.

COM	GR1	GR2	GR3	GR4	GR5	GR6	GR7	GR8	GR9	GR10	LEA
\$2148	\$2299	\$2391	\$2486	\$2587	\$2690	\$2798	\$2910	\$3026	\$3147	\$3272	\$3867



3931L Three Unit Module - Center Online Table - Laminate (6 legs)

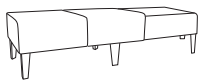
COM Yardage: 3.5 Yds. / Tops: 1.5 Yds. / Sides: 3.5 Yds.

COM	GR1	GR2	GR3	GR4	GR5	GR6	GR7	GR8	GR9	GR10	LEA
\$2237	\$2394	\$2490	\$2589	\$2692	\$2800	\$2912	\$3028	\$3149	\$3275	\$3405	\$4026

3931W Three Unit Module - Center Online Table - Veneer (6 legs)

COM Yardage: 3.5 Yds.

COM	GR1	GR2	GR3	GR4	GR5	GR6	GR7	GR8	GR9	GR10	LEA
\$2348	\$2511	\$2613	\$2716	\$2824	\$2939	\$3056	\$3178	\$3304	\$3438	\$3575	\$4225



3932L-L/R Three Unit Module - Side Table - Left/Right - Laminate (6 legs)

COM Yardage: 3.5 Yds. / Tops: 1.5 Yds. / Sides: 3.5 Yds.

COM	GR1	GR2	GR3	GR4	GR5	GR6	GR7	GR8	GR9	GR10	LEA
\$2237	\$2394	\$2490	\$2589	\$2692	\$2800	\$2912	\$3028	\$3149	\$3275	\$3405	\$4026

3932W-L/R Three Unit Module - Side Table - Left/Right - Veneer (6 legs)

COM Yardage: 3.5 Yds.

COM	GR1	GR2	GR3	GR4	GR5	GR6	GR7	GR8	GR9	GR10	LEA
\$2,348	\$2,511	\$2,613	\$2,716	\$2,824	\$2,939	\$3,056	\$3,178	\$3,304	\$3,438	\$3,575	\$4,225

CORIAN TOPS - PLEASE CALL FOR A QUOTE


OPTIONS

Add upcharge to list price and code to model number

FR	CAL 133 (TB 133) Fire Retardant per yard	\$90/yd.
MB	Moisture Barrier - up to 60" overall width	\$125
PC	Polished Chrome Legs - per leg	\$35
2FO	Two Fabric Option	\$98
GD	Ganging Brackets	\$52
TABF-()	Fixed Tablet (outside, specify (L/R), shape A, B or C)	\$370

TABFB-()	Fixed Tablet (blade, specify (L/R), shape A, B or C)	\$370
LAM5	Non-standard laminate (5 tablets or less)	\$250 ea. tablet
SST	Solid Surface Tablet Arm - add to tablet option	\$125
WOD	Wood Legs	\$24 each
SS5	Non-standard Solid Surface (5 tablets or less)	Call For Quote

DIMENSIONS	20° Curve Backless	30° Curve Backless	45° Curve Backless	60° Curve Backless
Seat Depth:	27"	27"	27"	27"
Overall Depth:	28"	29"	31"	32"
Overall Width:	32"	35"	52"	67"
Seat Height:	18"	18"	18"	18"
Qty./Wt.:	1 ea./44 lbs.	1 ea./65 lbs.	1 ea./85 lbs.	1 ea./110 lbs.



60° BACKLESS CURVE MODULE (5 LEGS)

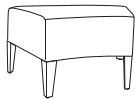
MODEL / DESCRIPTION / LIST PRICING



3933 20° Curve Backless Module

COM Yardage: Total: 2.5 Yds. / Sides: 1.5 Yds. / Top: 1 Yds.

COM	GR1	GR2	GR3	GR4	GR5	GR6	GR7	GR8	GR9	GR10	LEA
\$1121	\$1202	\$1285	\$1380	\$1462	\$1557	\$1650	\$1745	\$1839	\$1934	\$2027	\$2164



3934 30° Curve Backless Module

COM Yardage: Total: 3.25 Yds. / Sides: 2 Yds. / Top: 1.25 Yds.

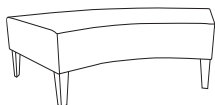
COM	GR1	GR2	GR3	GR4	GR5	GR6	GR7	GR8	GR9	GR10	LEA
\$1200	\$1282	\$1365	\$1460	\$1541	\$1636	\$1730	\$1825	\$1918	\$2013	\$2107	\$2243



3935 45° Curve Backless Module

COM Yardage: Total: 3.75 Yds. / Sides: 2.5 Yds. / Top: 1.75 Yds.

COM	GR1	GR2	GR3	GR4	GR5	GR6	GR7	GR8	GR9	GR10	LEA
\$1654	\$1769	\$1840	\$1914	\$1989	\$2070	\$2153	\$2239	\$2328	\$2422	\$2518	\$2977



3936 60° Curve Backless Module (5 legs)

COM Yardage: Total: 4.5 Yds. / Sides: 2.25 Yds. / Top: 2.25 Yds.

COM	GR1	GR2	GR3	GR4	GR5	GR6	GR7	GR8	GR9	GR10	LEA
\$2013	\$2154	\$2240	\$2329	\$2423	\$2520	\$2620	\$2726	\$2835	\$2948	\$3066	\$3624

OPTIONS

Add upcharge to list price and code to model number

FR	CAL 133 (TB 133) Fire Retardant per yard	\$90/yd.	TABF(-)	Fixed Tablet (outside, specify (L/R), shape A, B or C)	\$370
MB	Moisture Barrier - up to 60" overall width	\$125	TABFB(-)	Fixed Tablet (blade, specify (L/R), shape A, B or C)	\$370
MB60	Moisture Barrier - over 60" overall width	\$200	LAM5	Non-standard laminate (5 tablets or less)	\$250 ea. tablet
PC	Polished Chrome Legs - per leg	\$35	SST	Solid Surface Tablet Arm - add to tablet option	\$125
2FO	Two Fabric Option	\$98	WOD	Wood Legs	\$24 each
GD	Ganging Brackets	\$52	SS5	Non-standard Solid Surface (5 tablets or less)	Call For Quote

DIMENSIONS	Left - Right Straight Arm	Left - Right Slope Arm	Left - Right Quad Arm
Overall Depth:	27"	27"	27"
Overall Width:	3"	2"	3"
Overall Height:	25"	24"	25"
Qty./Wt.:	1 ea./25 lbs.	1 ea./25 lbs.	1 ea./25 lbs.



STRAIGHT ARM

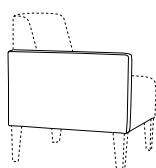


SLOPE ARM



QUAD ARM

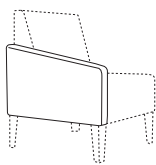
MODEL / DESCRIPTION / LIST PRICING



3967L/R Left or Right Outside Straight Arm

COM Yardage: 1.5 Yds.

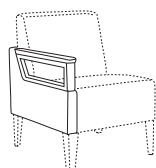
COM	GR1	GR2	GR3	GR4	GR5	GR6	GR7	GR8	GR9	GR10	LEA
\$257	\$276	\$287	\$299	\$310	\$323	\$335	\$349	\$362	\$377	\$393	\$463



3968L/R Slope Arm

COM Yardage: 1.5 Yds.

COM	GR1	GR2	GR3	GR4	GR5	GR6	GR7	GR8	GR9	GR10	LEA
\$302	\$324	\$336	\$350	\$364	\$378	\$395	\$409	\$425	\$444	\$461	\$545



3969L/R Left or Right Metal Quad Arm

COM Yardage: 1.5 Yds.

COM	GR1	GR2	GR3	GR4	GR5	GR6	GR7	GR8	GR9	GR10	LEA
\$372	\$398	\$414	\$429	\$447	\$465	\$484	\$502	\$523	\$545	\$566	\$668

*Poly Arm Caps are standard on Quad Arms - Please deduct \$30 list per arm for no arm caps on quad arms.

TABLET SHAPES

Choose from 3 Tablet Shapes:

Tablets for all modular series are available in 3 shapes, choose from the three shapes shown and specify; A, B or C and left or right (outside tablet) when ordering. Example: TAB-(A) Left - this would be a swivel shape A tablet on the left side (when seated).

Optional Solid Surface available.

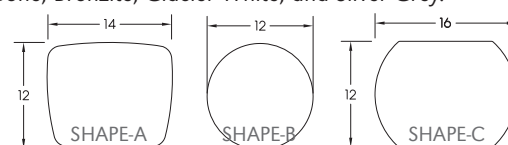
Tablet orders of 5 or less:

3 standard laminate colors:

Wilsonart Black 1595-60, Formica Brite White 459-58 or Nevamar Silver Alu Metalx MXT003.

4 standard Corian colors:

Bone, Bronzite, Glacier White, and Silver Grey.



Note: Tablets not available on Slope or Quad Arm.

OPTIONS


Add upcharge to list price and code to model number

FR	CAL 133 (TB 133) Fire Retardant per yard	\$90/yd.
TAB-()	Swivel Tablet (specify A, B or C, left or right arm)	\$395
TABR1-()	Removable Tablet (specify A, B or C, left or right arm)	\$470
TABR2-()	Removable Tablet (specify A, B or C both arm openings)	\$570
LAM5	Non-standard laminate (5 tablets or less)	\$250 ea. tablet

SST	Solid Surface Tablet Arm - add to tablet option	\$125
WAC	Single Wood Arm Cap	\$89
PAC	Single Poly Arm Cap - Standard Black/Charcoal	\$69
SS5	Non-standard Solid Surface (5 tablets or less)	Call For Quote

*Poly Arm Caps are standard on Quad Arms

DIMENSIONS	Center Arm	Slope Center Arm	Quad Center Arm
Overall Depth:	19"	19"	19"
Overall Width:	2"	2"	2"
Overall Height:	25"	25"	25"
Qty./Wt.:	1 ea./25 lbs.	1 ea./25 lbs.	1 ea./25 lbs.

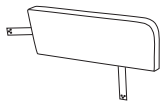


SLOPE CENTER ARM



METAL RECTANGLE TUBING

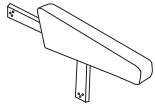
MODEL / DESCRIPTION / LIST PRICING



3970C Center Arm (No Poly Arm Cap)

COM Yardage: 1 Yds.

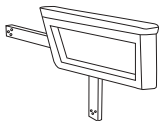
COM	GR1	GR2	GR3	GR4	GR5	GR6	GR7	GR8	GR9	GR10	LEA
\$257	\$276	\$287	\$299	\$310	\$323	\$335	\$349	\$362	\$377	\$393	\$463



3971C Slope Center Arm (No Poly Arm Cap)

COM Yardage: .75 Yds.

COM	GR1	GR2	GR3	GR4	GR5	GR6	GR7	GR8	GR9	GR10	LEA
\$290	\$310	\$324	\$336	\$349	\$363	\$377	\$393	\$409	\$424	\$443	\$522



3972C Metal Quad Center Arm

COM
\$339

*Poly Arm Caps are standard on Quad Arms

Please deduct \$30 list per arm for no arm caps on quad arms.

Note: Quad arm metal frame available in powder coat color only.

OPTIONS

Add upcharge to list price and code to model number

FR	CAL 133 (TB 133) Fire Retardant per yard	\$90/yd.
----	--	----------

WAC	Single Wood Arm Cap	\$89
-----	---------------------	------

*Poly Arm Caps are standard on Quad Arms

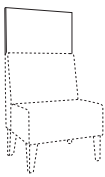
DIMENSIONS	Straight Panel	Straight Panel	Straight Panel	Straight Panel
Overall Width:	22"	30"	44"	66"
Overall Height:	48"	48"	48"	48"
Qty./Wt.:	1 ea./100 lbs.	1 ea./110 lbs.	1 ea./120 lbs.	1 ea./135 lbs.

- PANELS ARE 1" THICK
- PRIVACY PANELS AVAILABLE IN UPHOLSTERED, LAMINATE OR ACRYLIC
- BAR HEIGHT SHELF AVAILABLE AT 42" ON STRAIGHT PANEL ONLY.
PLEASE SPECIFY WHEN ORDERING



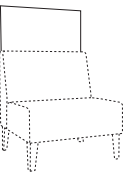
STRAIGHT PRIVACY PANEL

MODEL / DESCRIPTION / LIST PRICING



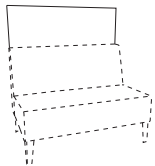
3973/22U Straight Panel - Upholstered COM Yardage - Panel: 1.5 Yds.

COM	GR1	GR2	GR3	GR4	GR5	GR6	GR7	GR8	GR9	GR10	LEA
\$623	\$667	\$694	\$722	\$751	\$780	\$812	\$844	\$877	\$912	\$949	\$1123



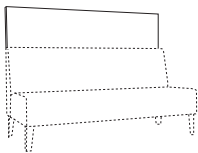
3973/30U Straight Panel - Upholstered COM Yardage - Panel: 2 Yds.

COM	GR1	GR2	GR3	GR4	GR5	GR6	GR7	GR8	GR9	GR10	LEA
\$772	\$826	\$859	\$892	\$930	\$966	\$1005	\$1045	\$1087	\$1129	\$1175	\$1389



3974/44U Straight Panel - Upholstered COM Yardage - Panel: 3 Yds.

COM	GR1	GR2	GR3	GR4	GR5	GR6	GR7	GR8	GR9	GR10	LEA
\$887	\$949	\$986	\$1027	\$1067	\$1111	\$1154	\$1201	\$1249	\$1299	\$1352	\$1596



3975/66U Straight Panel - Upholstered COM Yardage - Panel: 4 Yds.

COM	GR1	GR2	GR3	GR4	GR5	GR6	GR7	GR8	GR9	GR10	LEA
\$1385	\$1482	\$1541	\$1603	\$1667	\$1734	\$1803	\$1874	\$1950	\$2028	\$2109	\$2493

OPTIONS

Add upcharge to list price and code to model number

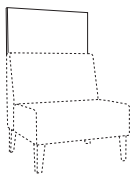
FR	CAL 133 (TB 133) Fire Retardant per yard	\$90/yd.
----	--	----------

DIMENSIONS	Straight Panel	Straight Panel	Straight Panel	Straight Panel
Overall Width:	22"	30"	44"	66"
Overall Height:	48"	48"	48"	48"
Qty./Wt.:	1 ea./100 lbs.	1 ea./110 lbs.	1 ea./120 lbs.	1 ea./135 lbs.

- PANELS ARE 1" THICK
- PRIVACY PANELS AVAILABLE IN UPHOLSTERED, LAMINATE OR ACRYLIC
- BAR HEIGHT AVAILABLE AT 42" ON STRAIGHT PANEL ONLY. PLEASE SPECIFY WHEN ORDERING



STRAIGHT PANEL

MODEL / DESCRIPTION / LIST PRICING

3976/22L

Straight Panel - Laminate

Laminate

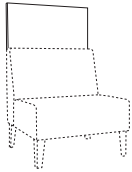
\$765

3957/22A

Straight Panel - Acrylic

Acrylic

CALL


3976/30L

Straight Panel - Laminate

Laminate

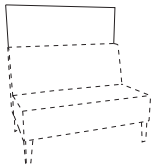
\$928

3957/30A

Straight Panel - Acrylic

Acrylic

CALL


3977/44L

Straight Panel - Laminate

Laminate

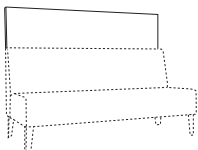
\$1068

3960/44A

Straight Panel - Acrylic

Acrylic

CALL


3978/66L

Straight Panel - Laminate

Laminate

\$1662

3965/66A

Straight Panel - Acrylic

Acrylic

CALL

DIMENSIONS	30°	45°	60°
Overall Width:	32"	52"	67"
Overall Height:	48"	48"	48"
Qty./Wt.:	1 ea./135 lbs.	1 ea./145 lbs.	1 ea./160 lbs.

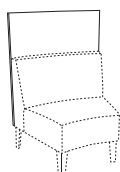


PANELS ARE 1" THICK

- PRIVACY PANELS AVAILABLE IN UPHOLSTERED OR LAMINATE
- NO "A" OR "L" SHAPE PANELS
- BAR HEIGHT IS 42"

45° INSIDE CURVE PANEL

MODEL / DESCRIPTION / LIST PRICING



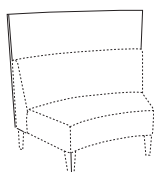
3991/30U 30° Curve - Upholstered

COM Yardage - Panel: 2 Yds.

COM	GR1	GR2	GR3	GR4	GR5	GR6	GR7	GR8	GR9	GR10	LEA
\$1158	\$1237	\$1286	\$1339	\$1392	\$1449	\$1506	\$1566	\$1630	\$1693	\$1761	\$2083

3991/30L 30° Curve - Laminate

Laminate
\$1516



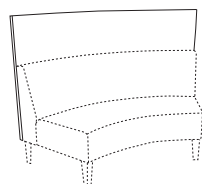
3992/45U 45° Curve - Upholstered

COM Yardage - Panel: 3 Yds.

COM	GR1	GR2	GR3	GR4	GR5	GR6	GR7	GR8	GR9	GR10	LEA
\$1331	\$1425	\$1481	\$1539	\$1602	\$1666	\$1733	\$1802	\$1873	\$1949	\$2025	\$2395

3992/45L 45° Curve - Laminate

Laminate
\$1745



3993/60U 60° Curved - Upholstered

COM Yardage - Panel: 4 Yds.

COM	GR1	GR2	GR3	GR4	GR5	GR6	GR7	GR8	GR9	GR10	LEA
\$2078	\$2223	\$2312	\$2406	\$2500	\$2600	\$2704	\$2813	\$2924	\$3042	\$3164	\$3740

3993/60L 60° Curve - Laminate

Laminate
\$2720

OPTIONS

Add upcharge to list price and code to model number

FR	CAL 133 (TB 133) Fire Retardant per yard	\$90/yd.
----	--	----------

DIMENSIONS	30°	45°	60°
Overall Width:	32"	52"	67"
Overall Height:	48"	48"	48"
Qty./Wt.:	1 ea./135 lbs.	1 ea./145 lbs.	1 ea./160 lbs.

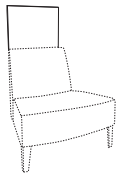


PANELS ARE 1" THICK

- PRIVACY PANELS AVAILABLE IN UPHOLSTERED OR LAMINATE
- NO "A" OR "L" SHAPE PANELS
- BAR HEIGHT IS 42"

60° OUTSIDE CURVE PANEL

MODEL / DESCRIPTION / LIST PRICING



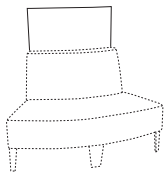
3997/30U 30° Curve - Upholstered

COM Yardage - Panel: 2 Yds.

COM	GR1	GR2	GR3	GR4	GR5	GR6	GR7	GR8	GR9	GR10	LEA
\$984	\$1052	\$1093	\$1138	\$1183	\$1232	\$1281	\$1331	\$1385	\$1439	\$1498	\$2083

3997/30L 30° Curve - Laminate

Laminate
\$1288



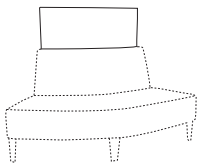
3998/45U 45° Curve - Upholstered

COM Yardage - Panel: 3 Yds.

COM	GR1	GR2	GR3	GR4	GR5	GR6	GR7	GR8	GR9	GR10	LEA
\$1131	\$1211	\$1259	\$1308	\$1363	\$1416	\$1474	\$1531	\$1591	\$1657	\$1721	\$2395

3998/45L 45° Curve - Laminate

Laminate
\$1483



3999/60U 60° Curve - Upholstered

COM Yardage - Panel: 4 Yds.

COM	GR1	GR2	GR3	GR4	GR5	GR6	GR7	GR8	GR9	GR10	LEA
\$1766	\$1889	\$1965	\$2045	\$2126	\$2209	\$2299	\$2391	\$2486	\$2585	\$2690	\$3740

3999/60L 60° Curve - Laminate

Laminate
\$2312

OPTIONS

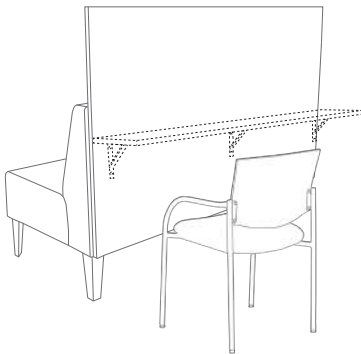
Add upcharge to list price and code to model number

FR	CAL 133 (TB 133) Fire Retardant per yard	\$90/yd.
----	--	----------

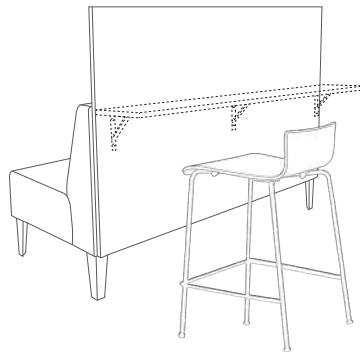
Optional Panel Shelving

10" Deep Laminate or Veneer shelving attached to the back of any privacy panel.
Use any combination of ERG chairs or bar stools to complement your collaborative space.

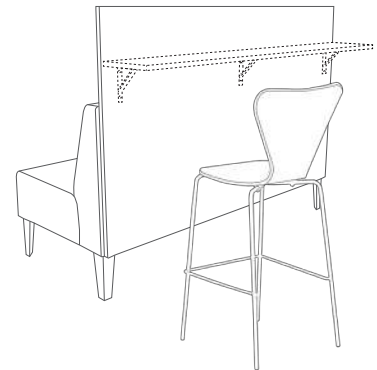
Choose from our wide variety of stylish ERG chairs and bar stools!



café height - 30"



counter height - 36"



straight panel bar height - 42"
"A" and "L" shape bar height - 40"


Solid Surfaces Available

Hundreds of colors and patterns / brands including Avonite, Corian, Formica and Wilsonart

When ordering bar back panel, please specify the following shelf height:

PANEL SELECTION

- 1) Veneer or Laminate
- 2) Size straight: 30", 44", 66" Size curve 30°, 45°, 60°
- 3) Specify height: Café-30", Counter Height-36", Bar Height-40"/42"
- 4) Table Surface Selection: Laminate, Veneer or Solid Surface



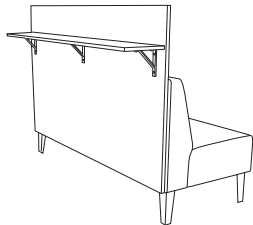
Stock solid surface top is available in: **Corian** Bone, Bronzite, Glacier White, and Silver Grey. Please call for quote.

café height	counter height	bar height*
30"	36"	40"/42"

MODEL / DESCRIPTION / LIST PRICING

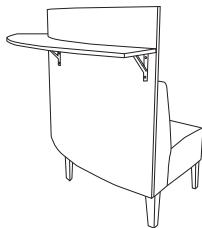
*Bar height available at 42" on straight panel only. Please specify when ordering

STRAIGHT SHELVING



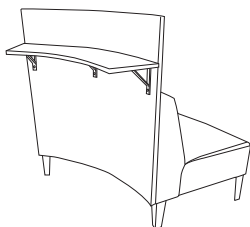
Model Number	Unit Width	Shelf Depth	Shipping Weight.	Laminate Top 2B or 3A	Veneer Top 4A or 4B
4003	30" W	10"	35 lbs.	\$603	\$663
4004	44" W	10"	45 lbs.	\$694	\$763
4005	66" W	10"	55 lbs.	\$934	\$1028
	30" - 2 brackets	44" - 2 brackets	66" - 3 brackets		

INSIDE CURVE SHELVING



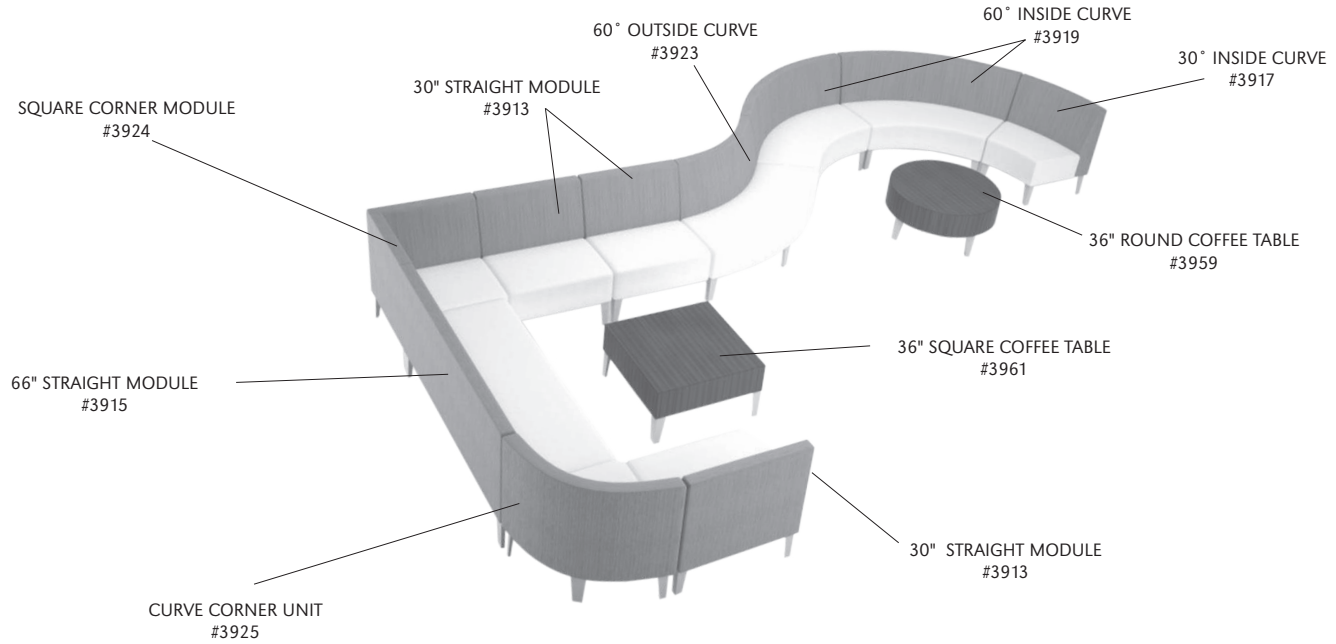
Model Number	Curved Unit Angle	Shelf Depth	Shipping Weight.	Laminate Top 2B or 3A	Veneer Top 4A or 4B
4006	30°	10"	38 lbs.	\$759	\$834
4007	45°	10"	48 lbs.	\$896	\$984
4008	60°	10"	58 lbs.	\$1166	\$1284
	30° - 2 brackets	45° - 2 brackets	60° - 3 brackets		

OUTSIDE CURVE SHELVING



Model Number	Curved Unit Angle	Shelf Depth	Shipping Weight.	Laminate Top 2B or 3A	Veneer Top 4A or 4B
4009	30°	10"	38 lbs.	\$759	\$834
4010	45°	10"	48 lbs.	\$896	\$984
4011	60°	10"	58 lbs.	\$1166	\$1284
	30° - 2 brackets	45° - 2 brackets	60° - 3 brackets		

TO ORDER THE SHELVING UNITS, PRIVACY PANELS MUST BE ORDERED FIRST

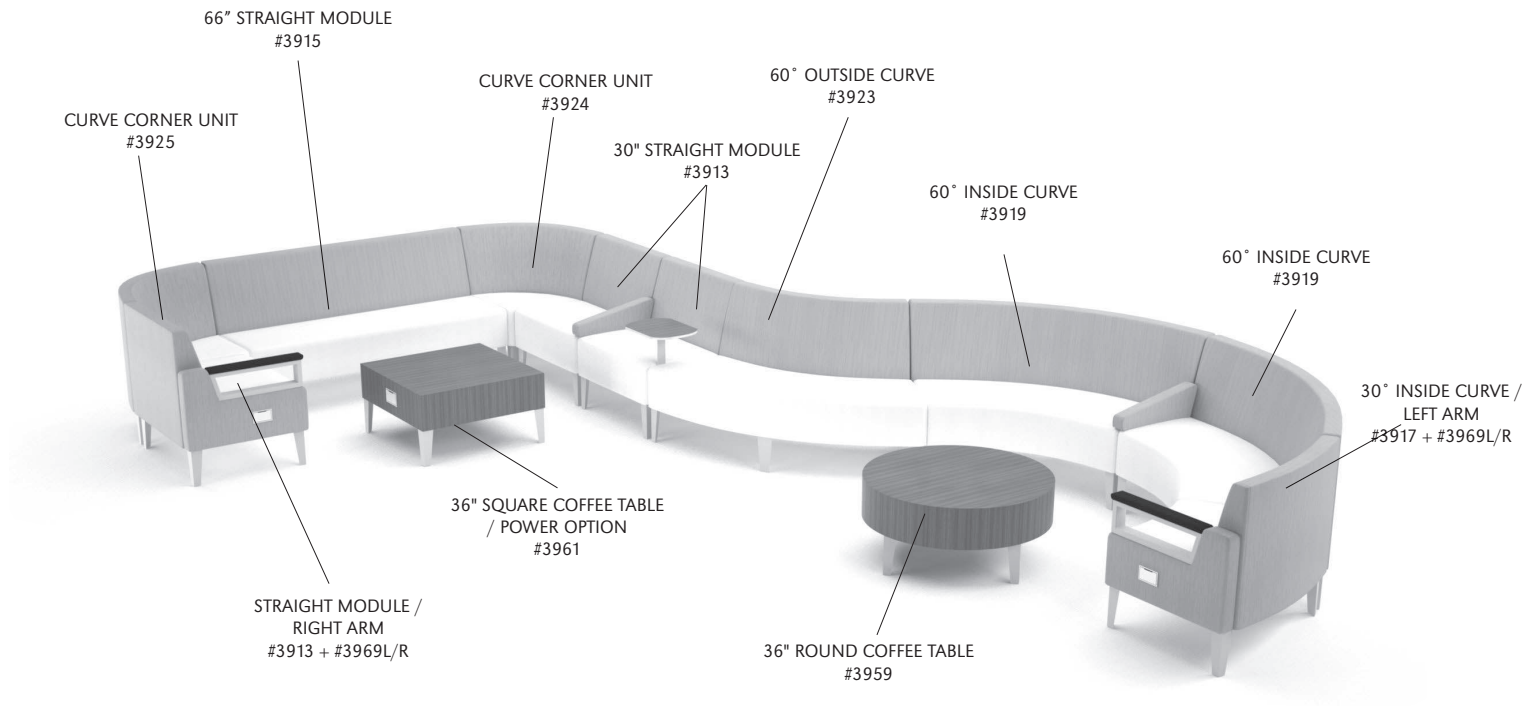


Straight and Curve Configuration Includes:

04 - 3913 Straight Module	
01 - 3925 Curve Corner Unit	
02 - 3915 66" Straight Module	
01 - 3924 Square Corner Module	
01 - 3925 Curve Corner Unit	
01 - 3923 60° Outside Curve Module	
02 - 3919 Inside Curve Module	
01 - 3917 30° Inside Curve Module	
01 - 3959 Duncan 36" Round Coffee Table, Lam	
01 - 3961 Duncan 36" Square Coffee Table, Lam	
10 - GD Ganging Brackets	

Pricing (COM):

\$5616
\$1864
\$3538
\$1984
\$1864
\$2462
\$4809
\$1311
\$1625
\$1654
\$520
<hr/>
\$27247 list



Straight and Curve Configuration Includes:

- 01 - 3917 30° Inside Curve Module
- 02 - 3969L/R Left Arm
- 01 - 3913 Straight Module / Right Arm
- 02 - 3925 Curve Corner Unit
- 01 - 3915 66" Straight Module
- 02 - 3913 30" Straight Module
- 01 - 3923 60° Outside Curve Module
- 02 - 3919 Inside Curve Module
- 01 - 3961 36" Square Coffee Table
- 01 - 3959 36" Round Coffee Table
- 09 - Ganging Brackets
- 03 - E2B Electrical Option
- 01 - TABF(A) Fixed Tablet
- 02 - 3971C Slope Center Arm

Pricing (COM):

\$1311
\$743
\$1404
\$3728
\$2859
\$2808
\$2462
\$4809
\$1654
\$1625
\$468
\$1357
\$403
\$562
<u>\$26193</u> list

MALIBU LOUNGE COLLECTION

A very versatile lounge and modular system that will enhance any space or public environment.



STRAIGHT ARMS



SLOPED ARMS



QUAD ARMS

ORDERING INFORMATION

- | | |
|----------------------------|--|
| 1) Series Name | 5) Powder Coat Color for legs |
| 2) Model Number | 6) Placement of electrical box for upholstered units |
| 3) Quantity | 7) Optional Items |
| 4) Fabric Grade and Number | 8) Specify Arm Cap Color Black or Charcoal |

SPECIFICATIONS

Frame

- multi-ply hardwood
- tongue and groove construction nailed and glued

Seat/Foam

- No-sag springs w/ helicoil attachment
- High resiliency foam construction throughout
- All foam bonded to frame

Legs


- Fabricated steel 8.5" tall legs are sand blasted prior to paint for optimal powder coat adhesion.

COLORS / FINISHES

- Standard powder coat colors or optional polished chrome available.

OPTIONS


- CODE: FR - CAL 133 (TB 133) Fire Retardant.
- CODE: MB - Moisture Barrier.
- CODE: PC - Polished Chrome Legs.
- CODE: WOD - Solid Maple Wood Legs, set of four.
- CODE: 2FO - Two Fabric Option.
- CODE: 3FO - Three Fabric Option.
- CODE: GD - Ganging Brackets (Necessary when ganging two or more modules together).
- CODE: CPH - Cup Holder
- CODE: WAC - Wood Arm Caps.
- CODE: PAC - Poly Arm Caps - Standard Black/Charcoal
- CODE: TAB-(_) - Non-Removable Swivel Tablet (laminated shape A, B or C left or right arm) *not available on Slope or Quad Arm
- CODE: TABR1-(_) - Removable Swivel Tablet (laminated shape A, B or C specify left or right arm) *not available on Slope or Quad Arm
- CODE: TABR2-(_) - Removable Swivel Tablet (laminated shape A, B or C with opening for tablet on both arms) *not available on Slope or Quad Arm
- CODE: SST - Solid Surface Tablet Arm.
- CODE: CO - Clean Out (overall width up to 50")
- CODE: CO1 - Clean Out (overall width over 50")
- CODE: LAM5 - Non-standard laminate for 5 or less tablets see options for upcharge
- CODE: SS5 - Non-standard Solid Surface top for 5 or less tablets



TWO FABRIC OPTION



POLISHED CHROME LEG
8.5" HEIGHT



CUP HOLDER IN BLACK
LAMINATE

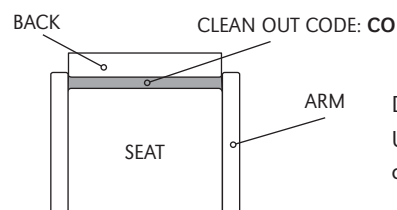


Diagram specifies a clean out
Use **CO** for overall widths up to 50"
and **CO1** for overall widths over 50"

Note: Factory installed power/data available, see accessories section for details and pricing.

DIMENSIONS	Single Seat	Bariatric	Two Seat	Three Seat
Seat Depth:	20"	20"	20"	20"
Seat Width:	22"	30"	44"	66"
Seat Height:	18"	18"	18"	18"
Arm Height:	25"	25"	25"	25"
Overall Depth:	27"	27"	27"	27"
Overall Width:	27"	32"	49"	69"
Overall Height:	33"	33"	33"	33"
Qty./Wt.:	1 ea./58 lbs.	1 ea./68 lbs.	1 ea./85 lbs.	1 ea./115 lbs.



MALIBU SINGLE SEAT LOUNGE
WITH POLISHED CHROME LEGS



MALIBU SINGLE SEAT LOUNGE
WITH LAMINATE SWIVEL TABLET

MODEL / DESCRIPTION / LIST PRICING




3900 Single Seat Lounge



COM Yardage: Total: 6 Yds. / Back: 2 Yds. / Seat: 1.5 Yds. / Arms 2.5 Yds.

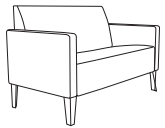
COM	GR1	GR2	GR3	GR4	GR5	GR6	GR7	GR8	GR9	GR10	LEA
\$1691	\$1808	\$1881	\$1957	\$2034	\$2117	\$2201	\$2289	\$2381	\$2475	\$2575	\$3042



3901 Bariatric Lounge

COM Yardage: Total: 6.75 Yds. / Back: 2.5 Yds. / Seat: 1.75 Yds. / Arms 2.5 Yds.

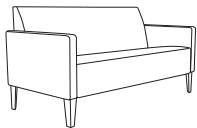
COM	GR1	GR2	GR3	GR4	GR5	GR6	GR7	GR8	GR9	GR10	LEA
\$2079	\$2224	\$2313	\$2405	\$2502	\$2602	\$2705	\$2813	\$2927	\$3043	\$3165	\$3741



3902 Two Seat Lounge

COM Yardage: Total: 8.5 Yds. / Back: 3.5 Yds. / Seat: 2.5 Yds. / Arms 2.5 Yds.

COM	GR1	GR2	GR3	GR4	GR5	GR6	GR7	GR8	GR9	GR10	LEA
\$2438	\$2611	\$2715	\$2822	\$2935	\$3053	\$3175	\$3302	\$3435	\$3571	\$3715	\$4389



3903 Three Seat Lounge

COM Yardage: Total: 10 Yds. / Back: 4.5 Yds. / Seat: 3 Yds. / Arms 2.5 Yds.

COM	GR1	GR2	GR3	GR4	GR5	GR6	GR7	GR8	GR9	GR10	LEA
\$2951	\$3157	\$3284	\$3415	\$3551	\$3694	\$3841	\$3995	\$4155	\$4321	\$4494	\$5312

TABLET SHAPES

Choose from 3 Tablet Shapes:

Tablets for all modular series are available in 3 shapes, choose from the three shapes shown and specify; A, B or C and left or right (outside tablet) when ordering. Example: TAB-(A) Left - this would be a swivel shape A tablet on the left side (when seated).

Optional Solid Surface available.

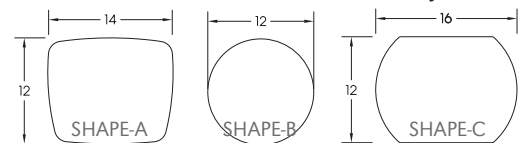
Tablet orders of 5 or less:

3 standard laminate colors:

Wilsonart Black 1595-60, Formica Brite White 459-58 or Nevamar Silver Alu Metalx MXT003.

4 standard Corian colors:

Bone, Bronzite, Glacier White, and Silver Grey.



OPTIONS

Add upcharge to list price and code to model number

FR	CAL 133 (TB 133) Fire Retardant per yard	\$90/yd.
MB	Moisture Barrier - per seat	\$125
PC	Polished Chrome Legs - per leg	\$35
2FO	Two Fabric Option	\$98
3FO	Three Fabric Option	\$148
GD	Ganging Brackets	\$52
WAC	Wood Arm Cap	\$89 each
PAC	Poly Arm Cap - Standard Black/Charcoal	\$69 each
TAB-(L)	Swivel Tablet (specify A, B or C, left or right arm)	\$395

TABR1-(L)	Removable Tablet (specify A, B or C, left or right arm)	\$470
TABR2-(L)	Removable Tablet (specify A, B or C both arm openings)	\$570
SST	Solid Surface Tablet Arm - add to tablet option	\$125
WOD	Solid Maple Wood Legs - set of four	\$96
CO	Clean Out (overall width up to 50")	\$250
CO1	Clean Out (overall width over 50")	\$385
LAM5	Non-standard laminate (5 tablets or less)	\$250 ea. tablet
CPH	Cup Holder	\$254
SS5	Non-standard Solid Surface (5 tablets or less)	Call For Quote

DIMENSIONS	Single Seat	Bariatric	Two Seat	Three Seat
Seat Depth:	20"	20"	20"	20"
Seat Width:	22"	30"	44"	66"
Seat Height:	18"	18"	18"	18"
Arm Height:	25"	25"	25"	25"
Overall Depth:	27"	27"	27"	27"
Overall Width:	29"	34"	51"	71"
Overall Height:	33"	33"	33"	33"
Qty./Wt.:	1 ea./58 lbs.	1 ea./68 lbs.	1 ea./85 lbs.	1 ea./115 lbs.



MALIBU SINGLE SEAT LOUNGE
WITH LAMINATE PANEL SURROUND

MODEL / DESCRIPTION / LIST PRICING



3900-LP Single Seat Lounge - Laminate Panel Surround

COM Yardage: Total: 6 Yds. / Back: 2 Yds. / Seat: 1.5 Yds. / Arms 2.5 Yds.

COM	GR1	GR2	GR3	GR4	GR5	GR6	GR7	GR8	GR9	GR10	LEA
\$2061	\$2167	\$2232	\$2301	\$2370	\$2445	\$2520	\$2600	\$2682	\$2768	\$2857	\$3278



3901-LP Bariatric Lounge - Laminate Panel Surround

COM Yardage: Total: 6.75 Yds. / Back: 2.5 Yds. / Seat: 1.75 Yds. / Arms 2.5 Yds.

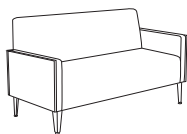
COM	GR1	GR2	GR3	GR4	GR5	GR6	GR7	GR8	GR9	GR10	LEA
\$2455	\$2585	\$2665	\$2748	\$2835	\$2926	\$3018	\$3115	\$3218	\$3322	\$3432	\$3950



3902-LP Two Seat Lounge - Laminate Panel Surround

COM Yardage: Total: 8.5 Yds. / Back: 3.5 Yds. / Seat: 2.5 Yds. / Arms 2.5 Yds.

COM	GR1	GR2	GR3	GR4	GR5	GR6	GR7	GR8	GR9	GR10	LEA
\$2930	\$3086	\$3180	\$3275	\$3378	\$3484	\$3594	\$3707	\$3827	\$3949	\$4079	\$4686



3903-LP Three Seat Lounge - Laminate Panel Surround

COM Yardage: Total: 10 Yds. / Back: 4.5 Yds. / Seat: 3 Yds. / Arms 2.5 Yds.

COM	GR1	GR2	GR3	GR4	GR5	GR6	GR7	GR8	GR9	GR10	LEA
\$3583	\$3768	\$3883	\$4000	\$4123	\$4252	\$4384	\$4522	\$4666	\$4816	\$4971	\$5707

OPTIONS

Add upcharge to list price and code to model number

FR	CAL 133 (TB 133) Fire Retardant per yard	\$90/yd.
MB	Moisture Barrier - per seat	\$125
PC	Polished Chrome Legs - per leg	\$35
2FO	Two Fabric Option	\$98
3FO	Three Fabric Option	\$148
GD	Ganging Brackets	\$52
WAC	Wood Arm Cap	\$89 each
PAC	Poly Arm Cap - Standard Black/Charcoal	\$69 each
TAB(-)	Swivel Tablet (specify A, B or C, left or right arm)	\$395

TABR1(-)	Removable Tablet (specify A, B or C, left or right arm)	\$470
TABR2(-)	Removable Tablet (specify A, B or C both arm openings)	\$570
SST	Solid Surface Tablet Arm - add to tablet option	\$125
WOD	Solid Maple Wood Legs - set of four	\$96
CO	Clean Out (overall width up to 50")	\$250
CO1	Clean Out (overall width over 50")	\$385
LAM5	Non-standard laminate (5 tablets or less)	\$250 ea. tablet
CPH	Cup Holder	\$254
SS5	Non-standard Solid Surface (5 tablets or less)	Call For Quote

DIMENSIONS	Single Seat	Bariatric	Two Seat	Three Seat
Seat Depth:	20"	20"	20"	20"
Seat Width:	22"	30"	44"	66"
Seat Height:	18"	18"	18"	18"
Arm Height:	25"	25"	25"	25"
Overall Depth:	27"	27"	27"	27"
Overall Width:	29"	34"	51"	71"
Overall Height:	33"	33"	33"	33"
Qty./Wt.:	1 ea./58 lbs.	1 ea./68 lbs.	1 ea./85 lbs.	1 ea./115 lbs.



MALIBU SINGLE SEAT LOUNGE
WITH VENEER PANEL SURROUND



MALIBU SINGLE SEAT LOUNGE
WITH PANEL SURROUND AND WOOD LEGS

MODEL / DESCRIPTION / LIST PRICING



3900-VP Single Seat Lounge - Veneer Panel Surround

COM Yardage: Total: 6 Yds. / Back: 2 Yds. / Seat: 1.5 Yds. / Arms 2.5 Yds.


COM	GR1	GR2	GR3	GR4	GR5	GR6	GR7	GR8	GR9	GR10	LEA
\$2290	\$2408	\$2481	\$2556	\$2633	\$2716	\$2800	\$2889	\$2980	\$3075	\$3174	\$3642



3901-VP Bariatric Lounge - Veneer Panel Surround

COM Yardage: Total: 6.75 Yds. / Back: 2.5 Yds. / Seat: 1.75 Yds. / Arms 2.5 Yds.


COM	GR1	GR2	GR3	GR4	GR5	GR6	GR7	GR8	GR9	GR10	LEA
\$2727	\$2872	\$2962	\$3053	\$3150	\$3250	\$3354	\$3462	\$3575	\$3692	\$3814	\$4389



3902-VP Two Seat Lounge - Veneer Panel Surround

COM Yardage: Total: 8.5 Yds. / Back: 3.5 Yds. / Seat: 2.5 Yds. / Arms 2.5 Yds.

COM	GR1	GR2	GR3	GR4	GR5	GR6	GR7	GR8	GR9	GR10	LEA
\$3256	\$3428	\$3533	\$3640	\$3753	\$3871	\$3993	\$4119	\$4252	\$4388	\$4532	\$5207



3903-VP Three Seat Lounge - Veneer Panel Surround

COM Yardage: Total: 10 Yds. / Back: 4.5 Yds. / Seat: 3 Yds. / Arms 2.5 Yds.

COM	GR1	GR2	GR3	GR4	GR5	GR6	GR7	GR8	GR9	GR10	LEA
\$3981	\$4187	\$4314	\$4445	\$4581	\$4724	\$4871	\$5025	\$5185	\$5351	\$5524	\$6342

OPTIONS

Add upcharge to list price and code to model number

FR	CAL 133 (TB 133) Fire Retardant per yard	\$90/yd.
MB	Moisture Barrier - per seat	\$125
PC	Polished Chrome Legs - per leg	\$35
2FO	Two Fabric Option	\$98
3FO	Three Fabric Option	\$148
GD	Ganging Brackets	\$52
WAC	Wood Arm Cap	\$89 each
PAC	Poly Arm Cap - Standard Black/Charcoal	\$69 each
TAB-(_)	Swivel Tablet (specify A, B or C, left or right arm)	\$395

TABR1-(_)	Removable Tablet (specify A, B or C, left or right arm)	\$470
TABR2-(_)	Removable Tablet (specify A, B or C both arm openings)	\$570
SST	Solid Surface Tablet Arm - add to tablet option	\$125
WOD	Solid Maple Wood Legs - set of four	\$96
CO	Clean Out (overall width up to 50")	\$250
CO1	Clean Out (overall width over 50")	\$385
LAM5	Non-standard laminate (5 tablets or less)	\$250 ea. tablet
CPH	Cup Holder	\$254
SS5	Non-standard Solid Surface (5 tablets or less)	Call For Quote

DIMENSIONS	Single Seat	Bariatric	Two Seat	Three Seat
Seat Depth:	20"	20"	20"	20"
Seat Width:	22"	30"	44"	66"
Seat Height:	18"	18"	18"	18"
Arm Height:	24"	24"	24"	24"
Overall Depth:	27"	27"	27"	27"
Overall Width:	26"	32"	48"	70"
Overall Height:	33"	33"	33"	33"
Qty./Wt.:	1 ea./58 lbs.	1 ea./68 lbs.	1 ea./85 lbs.	1 ea./115 lbs.



MALIBU SINGLE SEAT LOUNGE
WITH SLOPED ARMS


MODEL / DESCRIPTION / LIST PRICING



3904 Single Seat Lounge

COM Yardage: Total: 6 Yds. / Back: 2 Yds. / Seat: 1.5 Yds. / Arms 2.5 Yds.

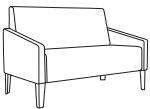
COM	GR1	GR2	GR3	GR4	GR5	GR6	GR7	GR8	GR9	GR10	LEA
\$1745	\$1867	\$1941	\$2019	\$2099	\$2183	\$2272	\$2362	\$2457	\$2555	\$2657	\$3140



3905 Bariatric Lounge

COM Yardage: Total: 6.75 Yds. / Back: 2.5 Yds. / Seat: 1.75 Yds. / Arms 2.5 Yds.

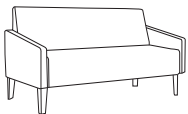
COM	GR1	GR2	GR3	GR4	GR5	GR6	GR7	GR8	GR9	GR10	LEA
\$2179	\$2332	\$2425	\$2522	\$2624	\$2728	\$2837	\$2952	\$3069	\$3192	\$3320	\$3924



3906 Two Seat Lounge

COM Yardage: Total: 8.5 Yds. / Back: 3.5 Yds. / Seat: 2.5 Yds. / Arms 2.5 Yds.

COM	GR1	GR2	GR3	GR4	GR5	GR6	GR7	GR8	GR9	GR10	LEA
\$2495	\$2668	\$2775	\$2886	\$3002	\$3122	\$3247	\$3377	\$3512	\$3654	\$3800	\$4490



3907 Three Seat Lounge

COM Yardage: Total: 10 Yds. / Back: 4.5 Yds. / Seat: 3 Yds. / Arms 2.5 Yds.

COM	GR1	GR2	GR3	GR4	GR5	GR6	GR7	GR8	GR9	GR10	LEA
\$3,004	\$3,216	\$3,343	\$3,477	\$3,617	\$3,762	\$3,912	\$4,069	\$4,231	\$4,400	\$4,576	\$5,410

OPTIONS

Add upcharge to list price and code to model number

FR	CAL 133 (TB 133) Fire Retardant per yard	\$90/yd.
MB	Moisture Barrier - per seat	\$125
PC	Polished Chrome Legs - per leg	\$35
2FO	Two Fabric Option	\$98
3FO	Three Fabric Option	\$148
GD	Ganging Brackets	\$52

WAC	Single Wood Arm Cap	\$89
PAC	Poly Arm Cap - Standard Black/Charcoal	\$69 each
WOD	Solid Maple Wood Legs - set of four	\$96
CO	Clean Out (overall width up to 50")	\$250
CO1	Clean Out (overall width over 50")	\$385
CPH	Cup Holder	\$254

DIMENSIONS	Single Seat	Bariatric	Two Seat	Three Seat
Seat Depth:	20"	20"	20"	20"
Seat Width:	22"	30"	44"	66"
Seat Height:	18"	18"	18"	18"
Arm Height:	25"	25"	25"	25"
Overall Depth:	27"	27"	27"	27"
Overall Width:	27"	32"	49"	69"
Overall Height:	33"	33"	33"	33"
Qty./Wt.:	1 ea./58 lbs.	1 ea./68 lbs.	1 ea./85 lbs.	1 ea./115 lbs.



BARIATRIC QUAD ARM CHAIR

Note: Quad arm metal frame available in powder coat only

MODEL / DESCRIPTION / LIST PRICING



3908 Single Seat Lounge

COM Yardage: Total: 5.5 Yds. / Back: 2 Yds. / Seat: 1.5 Yds. / Arms 2 Yds.

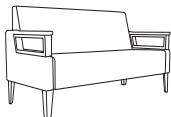
COM	GR1	GR2	GR3	GR4	GR5	GR6	GR7	GR8	GR9	GR10	LEA
\$2290	\$2450	\$2548	\$2651	\$2758	\$2868	\$2982	\$3101	\$3225	\$3355	\$3488	\$4122



3909 Bariatric Lounge

COM Yardage: Total: 6.25 Yds. / Back: 2.5 Yds. / Seat: 1.75 Yds. / Arms 2 Yds.

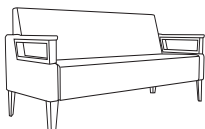
COM	GR1	GR2	GR3	GR4	GR5	GR6	GR7	GR8	GR9	GR10	LEA
\$2860	\$3062	\$3184	\$3310	\$3443	\$3582	\$3725	\$3874	\$4029	\$4190	\$4357	\$5150



3910 Two Seat Lounge

COM Yardage: Total: 8 Yds. / Back: 3.5 Yds. / Seat: 2.5 Yds. / Arms 2 Yds.

COM	GR1	GR2	GR3	GR4	GR5	GR6	GR7	GR8	GR9	GR10	LEA
\$3088	\$3303	\$3436	\$3573	\$3716	\$3864	\$4019	\$4180	\$4347	\$4521	\$4702	\$5558



3911 Three Seat Lounge

COM Yardage: Total: 9.5 Yds. / Back: 4.5 Yds. / Seat: 3 Yds. / Arms 2 Yds.

COM	GR1	GR2	GR3	GR4	GR5	GR6	GR7	GR8	GR9	GR10	LEA
\$3556	\$3804	\$3957	\$4115	\$4279	\$4450	\$4629	\$4815	\$5006	\$5206	\$5415	\$6399

OPTIONS

Add upcharge to list price and code to model number

FR	CAL 133 (TB 133) Fire Retardant per yard	\$90/yd.
MB	Moisture Barrier - per seat	\$125
PC	Polished Chrome Legs - per leg	\$35
2FO	Two Fabric Option	\$98
3FO	Three Fabric Option	\$148

GD	Ganging Brackets	\$52
WOD	Solid Maple Wood Legs - set of four	\$96
CO	Clean Out (overall width up to 50")	\$250
CO1	Clean Out (overall width over 50")	\$385

*Poly Arm Caps are standard on Quad Arms - Please deduct \$30 list per arm for no arm caps on quad arms.

MALIBU SERIES

The Malibu Ottomans and Benches feature fully upholstered frame with the signature triangle shaped metal legs. Two fabric design, inset tables and polished chrome legs are available.



42" ROUND OTTOMAN

ORDERING INFORMATION

To Order Please Specify:

- | | |
|--------------------------------------|--|
| 1) Series Name | 6) Sketch for Contrasting Fabric Placement |
| 2) Model Number | 7) Optional Items |
| 3) Quantity | |
| 4) Fabric Grade & Number | |
| 5) Contrasting Fabric Grade & Number | |

MALIBU GENERAL SPECIFICATIONS

Bench Frame Construction

Frame assembly is constructed of multi-ply hardwood, with tongue and groove construction. All foam is fully bonded to frame. No sag-springs are installed in seat along with interlocking helicoil springs to prevent sagging and provide additional seat support.

Upholstery

Ottomans and benches are covered in your choice of fabric, vinyl, crypton, leather or COM. ERG uses only water based glues and adhesives in our upholstery process.

Metal Legs

Tapered-triangular legs are formed and welded steel 8.5" tall. Legs are sandblasted prior to final powder coating in your choice of standard powder coat colors. Legs have a factory installed steel glide.

TWO FABRIC DESIGN

Due to the geometric design options it is necessary to include with your order a **sketch/layout** to specify which fabric is to be used on each area of the Malibu ottoman or table.

OPTIONS


- CODE: FR - CAL 133 (TB 133) Fire Retardant per yard.
- CODE: MB - Moisture Barrier.
- CODE: 2FO - Two Fabric Option.
- CODE: SBH - Special Height.
- CODE: PC - Polished Chrome Metal Legs.
- CODE: 2FO - Two Fabric Option
- CODE: GD - Ganging Brackets (Necessary when ganging two or more modules together).

Note: Factory installed power/data available, see accessories section for details and pricing.



27" SQUARE OTTOMAN

DIMENSIONS	Ottoman	2 Seater	3 Seater
Seat Depth:	20"	20"	20"
Overall Width:	22"	44"	66"
Seat Height:	18"	18"	18"
Qty./Wt.:	1 ea./44 lbs.	1 ea./77 lbs.	1 ea./88 lbs.



TWO SEAT FREE STANDING BENCH

MODEL / DESCRIPTION / LIST PRICING

3941 Bench 22" x 20" (4 legs)

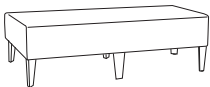
COM Yardage: 2 Yds..

COM	GR1	GR2	GR3	GR4	GR5	GR6	GR7	GR8	GR9	GR10	LEA
\$994	\$1063	\$1106	\$1150	\$1196	\$1244	\$1294	\$1345	\$1397	\$1455	\$1512	\$1789


3942 Two Seat Straight 44" Bench (4 legs)

COM Yardage: 3 Yds..

COM	GR1	GR2	GR3	GR4	GR5	GR6	GR7	GR8	GR9	GR10	LEA
\$1715	\$1834	\$1908	\$1984	\$2063	\$2145	\$2232	\$2321	\$2414	\$2511	\$2612	\$3086


3943 Three Seat Straight 66" Bench (6 legs)

COM Yardage: 3.5 Yds..

COM	GR1	GR2	GR3	GR4	GR5	GR6	GR7	GR8	GR9	GR10	LEA
\$2009	\$2148	\$2236	\$2325	\$2418	\$2515	\$2615	\$2720	\$2829	\$2942	\$3060	\$3616


OPTIONS

Add upcharge to list price and code to model number

FR	CAL 133 (TB 133) Fire Retardant per yard	\$90/yd.
MB	Moisture Barrier - per seat	\$125
PC	Polished Chrome Legs - per leg	\$35
2FO	Two Fabric Option	\$98

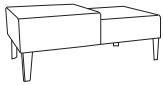
GD	Ganging Brackets	\$52
TABF(-)	Fixed Blade Tablet (specify shape A, B or C)	\$398
SST	Solid Surface Tablet Arm - add to tablet option	\$125
WOD	Solid Maple Wood Legs - set of four	\$24 per leg

DIMENSIONS	Two Unit / Side Table L/R	Three Unit / Online Table
Seat Depth:	20"	20"
Overall Width:	43"	66"
Seat Height:	18"	18"
Table Height:	16"	16"
Qty./Wt.:	1 ea./44 lbs.	1 ea./88 lbs.



L - LAMINATE
W - WOOD VENEER

MODEL / DESCRIPTION / LIST PRICING



3944L-L/R Two Unit - Side Table - Left/Right (Laminate)

COM Yardage: 2 Yds..

COM	GR1	GR2	GR3	GR4	GR5	GR6	GR7	GR8	GR9	GR10	LEA
\$1910	\$2045	\$2126	\$2211	\$2299	\$2390	\$2485	\$2587	\$2689	\$2798	\$2908	\$3438

3944W-L/R Two Unit - Side Table - Left/Right (Veneer)

COM Yardage: 2 Yds..

COM	GR1	GR2	GR3	GR4	GR5	GR6	GR7	GR8	GR9	GR10	LEA
\$2007	\$2146	\$2232	\$2321	\$2414	\$2511	\$2612	\$2716	\$2824	\$2939	\$3055	\$3610

3945L Three Unit - Center Table - Laminate (6 legs)

COM Yardage: 3.5 Yds..

COM	GR1	GR2	GR3	GR4	GR5	GR6	GR7	GR8	GR9	GR10	LEA
\$2151	\$2303	\$2395	\$2491	\$2590	\$2693	\$2801	\$2914	\$3030	\$3151	\$3278	\$3872

3945W Three Unit - Center Table - Veneer (6 legs)

COM Yardage: 3.5 Yds..

COM	GR1	GR2	GR3	GR4	GR5	GR6	GR7	GR8	GR9	GR10	LEA
\$2260	\$2419	\$2515	\$2615	\$2720	\$2829	\$2942	\$3060	\$3182	\$3308	\$3441	\$4068

3946L-L/R Three Unit - Side Table - Left/Right - Laminate (6 legs)

COM Yardage: 3.5 Yds..

COM	GR1	GR2	GR3	GR4	GR5	GR6	GR7	GR8	GR9	GR10	LEA
\$2151	\$2303	\$2395	\$2491	\$2590	\$2693	\$2801	\$2914	\$3030	\$3151	\$3278	\$3872

3946W-L/R Three Unit - Side Table - Left/Right - Veneer (6 legs)

COM Yardage: 3.5 Yds..

COM	GR1	GR2	GR3	GR4	GR5	GR6	GR7	GR8	GR9	GR10	LEA
\$2260	\$2419	\$2515	\$2615	\$2720	\$2829	\$2942	\$3060	\$3182	\$3308	\$3441	\$4068

Please specify placement of electrical box for upholstered units or occasional tables

OPTIONS

Add upcharge to list price and code to model number

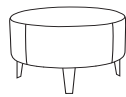
FR	CAL 133 (TB 133) Fire Retardant per yard	\$90/yd.
MB	Moisture Barrier - per seat	\$125
PC	Polished Chrome Legs - per leg	\$35
2FO	Two Fabric Option	\$98

GD	Ganging Brackets	\$52
TABF(-)	Fixed Blade Tablet (specify shape A, B or C)	\$398
SST	Solid Surface Tablet Arm - add to tablet option	\$125
WOD	Solid Maple Wood Legs - set of four	\$24 per leg

DIMENSIONS	30" Round	36" Round	42" Round	48" Round
Overall Depth:	30"	36"	42"	48"
Overall Width:	30"	36"	42"	48"
Overall Height:	18"	18"	18"	18"
Qty./Wt.:	1 ea./44 lbs.	1 ea./77 lbs.	1 ea./88 lbs.	1 ea./115 lbs.

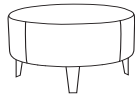


42" ROUND OTTOMAN

MODEL / DESCRIPTION / LIST PRICING

3947 30" Round Ottoman (4 legs)

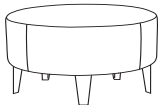
COM Yardage: 2 Yds.

COM	GR1	GR2	GR3	GR4	GR5	GR6	GR7	GR8	GR9	GR10	LEA
\$1378	\$1475	\$1534	\$1596	\$1658	\$1724	\$1794	\$1866	\$1940	\$2019	\$2098	\$2480


3948 36" Round Ottoman (4 legs)

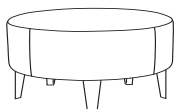
COM Yardage: 2.5 Yds.

COM	GR1	GR2	GR3	GR4	GR5	GR6	GR7	GR8	GR9	GR10	LEA
\$1924	\$2058	\$2141	\$2225	\$2315	\$2407	\$2504	\$2604	\$2708	\$2815	\$2929	\$3463


3949 42" Round Ottoman (5 legs)

COM Yardage: 3.5 Yds.

COM	GR1	GR2	GR3	GR4	GR5	GR6	GR7	GR8	GR9	GR10	LEA
\$1952	\$2090	\$2172	\$2260	\$2350	\$2444	\$2542	\$2643	\$2749	\$2858	\$2972	\$3514


3950 48" Round Ottoman (5 legs)

COM Yardage: 4 Yds.

COM	GR1	GR2	GR3	GR4	GR5	GR6	GR7	GR8	GR9	GR10	LEA
\$2197	\$2352	\$2446	\$2544	\$2645	\$2752	\$2860	\$2976	\$3095	\$3219	\$3346	\$3957

OPTIONS

Add upcharge to list price and code to model number

FR	CAL 133 (TB 133) Fire Retardant per yard	\$90/yd.
MB	Moisture Barrier - per ottoman	\$125

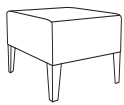
PC	Polished Chrome Legs - per leg	\$35
WOD	Solid Maple Wood Legs - set of four	\$24 per leg

DIMENSIONS	27" Square	36" Square	48" Square
Overall Depth:	27"	36"	48"
Overall Width:	27"	36"	48"
Overall Height:	18"	18"	18"
Qty./Wt.:	1 ea./46 lbs.	1 ea./74 lbs.	1 ea./112 lbs.



27" SQUARE OTTOMAN

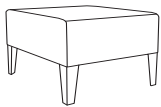
MODEL / DESCRIPTION / LIST PRICING



3951 27" Square Ottoman (4 legs)

COM Yardage: 2 Yds.

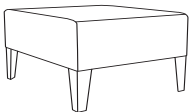
COM	GR1	GR2	GR3	GR4	GR5	GR6	GR7	GR8	GR9	GR10	LEA
\$1180	\$1263	\$1313	\$1367	\$1420	\$1477	\$1536	\$1598	\$1662	\$1728	\$1797	\$2124



3952 36" Square Ottoman (4 legs)

COM Yardage: 3 Yds.

COM	GR1	GR2	GR3	GR4	GR5	GR6	GR7	GR8	GR9	GR10	LEA
\$1785	\$1910	\$1986	\$2066	\$2147	\$2235	\$2324	\$2418	\$2514	\$2614	\$2718	\$3212



3953 48" Square Ottoman (4 legs)

COM Yardage: 4 Yds.

COM	GR1	GR2	GR3	GR4	GR5	GR6	GR7	GR8	GR9	GR10	LEA
\$2079	\$2224	\$2313	\$2406	\$2502	\$2602	\$2706	\$2813	\$2927	\$3043	\$3165	\$3742

OPTIONS

Add upcharge to list price and code to model number

FR	CAL 133 (TB 133) Fire Retardant per yard	\$90/yd.
MB	Moisture Barrier - per ottoman	\$125
PC	Polished Chrome Legs - per leg	\$35

GD	Ganging Brackets	\$52
WOD	Solid Maple Wood Legs - set of four	\$24 per leg

HURRY!
QUANTITIES
LIMITED!

MAYA CAFÉ TABLES

Maya series Italian cast iron table bases have a round step pyramid shape. Choose from a large selection of laminate or wood veneer tops. Many standard and optional metal finishes available.



ROUND CAFÉ TABLE



SQUARE CAFÉ TABLE



BAR HEIGHT TABLE

ORDERING INFORMATION

- | | |
|-------------------------------|------------------------------|
| 1) Series Name | 7) Edge Style Code and Color |
| 2) Model Number | 8) Wood Species |
| 3) Size | 9) Wood Stain Color |
| 4) Quantity | 10) Optional Items |
| 5) Powder Coat Frame Finish | |
| 6) Laminate Selection and No. | |

DRASTICALLY
REDUCED

MAYA SPECIFICATIONS

Maya Base

Table Height	Table height is 29" to 30" depending on table top specified. Bar Height table is 42".
Column	Column made of 3", 14 gauge round tubular steel.
Base	Maya base is made with a 22" diameter base spread high grade G:20 Italian cast iron.
Plate	10" x 10" square • 12" X 12" square 14" X 14" square • 24" x 24" square
Assembly	Base mounts to tabletop with ¼-20 x 1" machine screws into metal inserts in top; no wood screws are used.

Table Tops

Table top core is CARB Compliant 1.25" particle board. Laminate, wood veneer and phenolic backing are glued with water based adhesives.

Edge Selections

ERG offers a wide variety of table top edge materials including PVC, wood, aluminum and resin/urethane. Refer to "Table Edges and Profiles" at beginning of "Tables" section.

FINISHES

Table Bases and Legs

Finished in your choice of standard powder coat colors. Finishes listed at beginning of price list. For colors refer to "Color Selections" brochure. For actual color samples, please call Customer Service.

Laminate/Veneer Selections

ERG offers over 1000 standard laminate choices from Nevamar, Wilsonart, Formica and Pionite. Wood veneer is available in transparent stain colors - custom stain matching available.

OPTIONS

- CODE: STH - Special Table Height (any table height other than 29")
- CODE: RP - Painted Foot Ring for Bar Height Tables
- CODE: GD - Ganging
- CODE: ULW - Ultra Lightweight Top
- CODE: RAD - Radius Corners for 3MM Edge

MODEL / DESCRIPTION / LIST PRICING
MAYA | CAFÉ | ROUND

ROUND

Model Number	Table Top Size	Shpg. Wght.	Base Spread	LAMINATE TOP ASSORTED EDGES							VENEER TOP	
				GRP 1	GRP 2	GRP 3	GRP 4	GRP 5	GRP 6	GRP 7	GRP 8	GRP 9
MA36D	36" Dia.	53	1-22"	\$790	\$812	\$897	\$950	\$1109	\$1242	\$1402	\$1999	\$2310
MA42D	42" Dia.	72	1-22"	\$860	\$884	\$984	\$1046	\$1233	\$1386	\$1573	\$2197	\$2511
MA48D	48" Dia.	149	1-22"	\$959	\$989	\$1109	\$1182	\$1402	\$1586	\$1808	\$2478	\$2803

MAYA | CAFÉ | SQUARE

SQUARE

Model Number	Table Top Size	Shpg. Wght.	Base Spread	LAMINATE TOP ASSORTED EDGES							VENEER TOP	
				GRP 1	GRP 2	GRP 3	GRP 4	GRP 5	GRP 6	GRP 7	GRP 8	GRP 9
MA36S	36" Sq.	67	1-22"	\$815	\$837	\$922	\$974	\$1133	\$1267	\$1427	\$2054	\$2382
MA42S	42" Sq.	90	1-22"	\$876	\$901	\$1004	\$1067	\$1258	\$1419	\$1608	\$2243	\$2558

MAYA | CAFÉ - 42" BAR HEIGHT

ROUND

Model Number	Table Top Size	Shpg. Wght.	Base Spread	LAMINATE TOP ASSORTED EDGES							VENEER TOP	
				GRP 1	GRP 2	GRP 3	GRP 4	GRP 5	GRP 6	GRP 7	GRP 8	GRP 9
MAH30D	30" Dia.	50	1-22"	\$764	\$782	\$852	\$897	\$1027	\$1137	\$1269	\$1894	\$2233
MAH36D	36" Dia.	63	1-22"	\$918	\$940	\$1025	\$1078	\$1236	\$1370	\$1529	\$2276	\$2682
MAH36S	36" Sq.	67	1-22"	\$946	\$968	\$1054	\$1106	\$1265	\$1398	\$1559	\$2338	\$2765

OPTIONS

Add upcharge to list price and code to model number

STH	Special Table Height - other than 29" or 42"	\$150 per base
RP	Painted Foot Ring for Bar Height Table	\$110
GD	Ganging per table	\$95

ULW	Ultra Lightweight Top	\$190
RAD	Radius Corners for 3MM Edge	\$200 per table

METROPOLIS SERIES

The Metropolis Series multipurpose stacking chairs are available in two versions each: Single piece plastic shell and fully upholstered shell. Frames are available in 4 leg. The Metropolis Hi-Rek plastic shell is UV impregnated and available in four colors.

HURRY!
QUANTITIES
LIMITED!



4-LEG STACKER



STACKING STOOLS

DRASTICALLY
REDUCED

ORDERING INFORMATION
To Order Please Specify:

- | | |
|-------------------------------|--------------------------|
| 1) Series Name | 6) Fabric Grade & Number |
| 2) Model Number | 7) Optional Items |
| 3) Quantity | 8) Back Cutouts |
| 4) Hi-Rek Plastic Shell Color | 9) Engraving |
| 5) Frame Color | |

METROPOLIS GENERAL SPECIFICATIONS
Shell

- Molded single piece shell made of durable Hi-Rek plastic, available in 2 shell colors.

Upholstery

- Fully upholstered shell is upholstered over .50" foam.
- Shell can be upholstered with choice of fabric, vinyl, crypton, leather or approved COM.

Frame

- Four Leg Models are .625" diameter, 14 gauge steel.

Glides

- Factory installed self leveling steel glides.

Stacking

- All models will stack 4 high on the floor.
- Metropolis chairs stack 16-18 high on a dolly.
- Upholstered Metropolis chairs stack 8-10 high on a dolly.

Features

- Metropolis Hi-Rek Shells offer easy cleaning.
- All Metropolis frame versions are specially designed as Wall Savers.

COLORS / FINISHES
Hi-Rek Shell Colors:

- Black • White

Frame Finish Colors:

- Standard powder coat colors.
- Optional polished chrome available with upcharge.

OPTIONS

- CODE: FR - CAL 133 (TB 133) Fire Retardant.
- CODE: MB - Moisture Barrier.
- CODE: CH - Counter Height (24" seat height)
- CODE: SH - Special Height (any custom height)
- CODE: PC - Polished Chrome Frame.
- CODE: CO - Cleanout Cutout Back Design.
- CODE: CUH - Horizontal Cube Seat Cutout Design.
- CODE: CUV - Vertical Cube Seat Cutout Design.
- CODE: 2FO/C - Two Fabric Option (front - back).
- CODE: O2FO/C - Two Fabric Option (offset).

PLASTIC SHELL COLORS


WHITE



BLACK



OFFSET TWO FABRICS



CLEANOUT CUTOUT BACK DESIGN



HORIZONTAL CUBE CUTOUT DESIGN



VERTICAL CUBE CUTOUT DESIGN

DIMENSIONS	Café Chair	Bar Stool
Seat Width:	17"	17"
Seat Depth:	15.5"	15.5"
Seat Height:	18.5"	31"
Back Height:	31.5"	44"
Overall Width:	21"	19.5"
Overall Depth:	20.5"	21"
Qty./Wt. per carton:	4 ea./50 lbs.	2 ea./50 lbs.



STACKING STOOLS

MODEL / DESCRIPTION / LIST PRICING



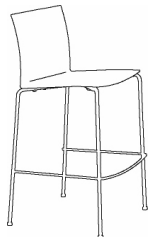
418 4-Leg Plastic Shell Stacking Chair

Chair
\$311

420 4-Leg Chair - Fully Upholstered

COM Yardage: 1.25 Yard

COM	GR1	GR2	GR3	GR4	GR5	GR6	GR7	GR8	GR9	GR10	LEA
\$553	\$591	\$615	\$640	\$665	\$692	\$719	\$748	\$778	\$809	\$841	\$995



430 Stacking Plastic Shell Bar Stool

Chair
\$441

432 Bar Stool - Fully Upholstered

COM Yardage: 1.25 Yard

COM	GR1	GR2	GR3	GR4	GR5	GR6	GR7	GR8	GR9	GR10	LEA
\$691	\$739	\$770	\$800	\$832	\$865	\$899	\$935	\$973	\$1012	\$1053	\$1244

OPTIONS

Add upcharge to list price and code to model number

FR	CAL 133 (TB 133) Fire Retardant per yard.	\$90/yd.
MB	Moisture Barrier - Per Seat	\$68
2FO/C	Two Fabric Option (frnt - bk)	\$49
O2FO/C	Two Fabric Option (offset)	\$49
CH	Counter Height (24" seat height)	\$28
SH	Special Height (any custom height)	\$28

PC	Polished Chrome - Chair	\$38
PC	Polished Chrome - Bar Stool	\$58
CO	Cleanout Cutout Back Design	\$75
CUH	Horizontal Cube Cutout Seat Design	\$75
CUV	Vertical Cube Cutout Seat Design	\$75
#196	Stacking Chair Dolly	\$483



FIXED LAMINATE MODESTY PANEL

Modesty Panels are 8" wide by .75" thick by 36", 42", 48", 60", 72", 84" or 96" in length. Panels manually attach to underside of table tops with "L" brackets and are secured with 2 finger knobs. Modesty panels are covered with choice of laminate. Custom sizes are available.



FIXED METAL MODESTY PANEL

Modesty Panels are 9" wide by 48", 60" or 72" in length. Panels attach to underside of table tops with machine screws (no wood screws are used). These stylish metal panels are available in all of our standard powder coat finish colors to complement your space.

NOTE: When using power/data with the metal modesty panel, the power unit will be set back at least 5" from the panel side table edge.

MODEL / DESCRIPTION / LIST PRICING

MODESTY PANEL | PERFORATED METAL

Model Number	Panel Size	Shpg. Wght	Perforated Pattern
MMP48	9" X 48"	8	\$262
MMP60	9" X 60"	9	\$301
MMP72	9" X 72"	10	\$347

MODESTY PANEL | LAMINATE

Model Number	Panel Size	Shpg. Wght	GRP 2	GRP 3	GRP 4
RMP36	8" X 36"	32	\$223	\$267	\$313
RMP42	8" X 42"	38	\$255	\$303	\$355
RMP48	8" X 48"	42	\$317	\$379	\$448
RMP60	8" X 60"	47	\$350	\$415	\$493
RMP72	8" X 72"	49	\$407	\$486	\$576
RMP84	8" X 84"	54	\$473	\$586	\$695
RMP96	8" X 96"	59	\$488	\$608	\$719

LAMINATE PANEL EDGES

Group 2



2-B 3MM PVC

Group 3




3-A 3MM Woodtone

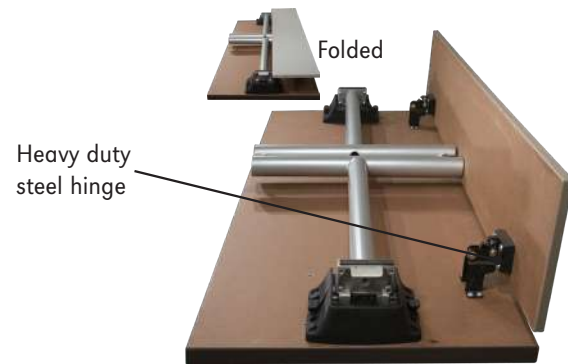
Group 4



4-A 3MM Maple Wood


FLIP-TOP MESH MODESTY PANEL

Flip Modesty Panels are 10" with a 7" wide mesh cable pocket with Velcro closing strips. Available in 48", 60" or 72" lengths. Flip Modesty Panels are typically used on the Brandon Series folding tables. Panels swing freely and are secured to bottom of table top with clamps. Black is the only color available on mesh flip modesty panels


FOLDING LAMINATE MODESTY PANEL

Folding Modesty Panels are 8" wide by .75" thick by 36", 42", 48", 60", 72", 84" or 96" in length. Folding Modesty Panels are typically used on the Brandon Series folding tables. Panels are secured with heavy gauge steel hinges for maximum strength.

MODEL / DESCRIPTION / LIST PRICING
MODESTY PANEL | MESH | FLIP

*Mesh Flip Modesty Panel comes in black only

Model Number	Panel Size	Shpg. Wght	MESH
FMMP48	10" X 48"	4	\$245
FMMP60	10" X 60"	5	\$270
FMMP72	10" X 72"	6	\$316

MODESTY PANEL | LAMINATE | FOLDING

Model Number	Panel Size	Shpg. Wght	GRP 2	GRP 3	GRP 4
FMP36	8" X 36"	32	\$282	\$316	\$358
FMP42	8" X 42"	38	\$307	\$347	\$391
FMP48	8" X 48"	42	\$361	\$412	\$471
FMP60	8" X 60"	47	\$386	\$443	\$505
FMP72	8" X 72"	49	\$435	\$500	\$615
FMP84	8" X 84"	54	\$504	\$584	\$674
FMP96	8" X 96"	59	\$520	\$602	\$699

LAMINATE PANEL EDGES
Group 2


2-B 3MM PVC

Group 3


3-A 3MM Woodtone

Group 4


4-A 3MM Maple Wood

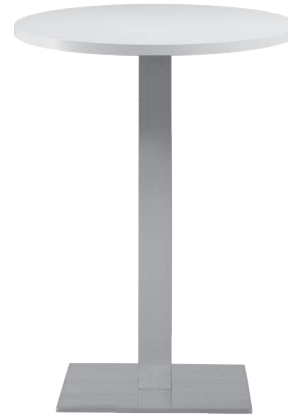
MONACO

Monaco Series features a square stainless steel column with a stainless steel base. This series is an ERG economically priced offering.

STAINLESS STEEL



MONACO LAMINATE TOP



MONACO BAR HEIGHT ROUND TOP

ORDER INFORMATION

- | | |
|-----------------|-------------------------------|
| 1) Series Name | 5) Laminate Selection and No. |
| 2) Model Number | 6) Edge Style Code and Color |
| 3) Size | 7) Optional Items |
| 4) Quantity | |

MONACO CAFÉ BASE SPECIFICATIONS

Monaco Base

Table Height	Table height is 29" to 30" depending on table top specified. Bar Height table is 42".
Column	3.15" square stainless steel #201.
Base	Square stainless steel #201. Base spread is 17", 22" or 24"
Plate	12" X 12" square 14" X 14" square
Spider	Depending on size of tabletop: 13" X 13" square 24" x 24" square
Glides	Adjustable glides
Assembly	Base mounts to tabletop with ¼-20 x 1" machine screws into metal inserts in top. NO WOOD SCREWS ARE USED.

FINISHES

Table Base

Stainless steel #201 finish is standard. Optional standard powder coat colors are available.

Laminate/Veneer Selections

ERG offers over 1000 standard laminate choices from Nevamar, Wilsonart, Formica and Pionite. Wood veneer is available in transparent stain colors - custom stain matching available.

Special Edge Note:

Square tables using PVC T-edge will have a 2" radius on all corners. When ganging or butting tables together, ERG recommends using 3MM flat edge or flat wood edge.

OPTIONS

- CODE: SF - Powder Coat finish in choice of standard colors.
- CODE: GD - Ganging
- CODE: STH - Special Table Height, for any table height other than 29" or bar-height
- CODE: ULW - Ultra Lightweight Top
- CODE: RAD - Radius Corners for 3MM Edge


 Applies to:
 MON30D
 MON36D
 MON42D
 MON30S
 MON36S

MODEL / DESCRIPTION / LIST PRICING
MONACO | CAFÉ | ROUND | STAINLESS STEEL BASE

ROUND

Model Number	Table Top Size	Shpg. Wght.	Base Spread	LAMINATE TOP ASSORTED EDGES							VENEER TOP	
				GRP 1	GRP 2	GRP 3	GRP 4	GRP 5	GRP 6	GRP 7	GRP 8	GRP 9
MON24D	24" Dia.	60	17"	\$556	\$567	\$644	\$710	\$840	\$950	\$1080	\$1287	\$1497
MON30D	30" Dia.	63	17"	\$669	\$683	\$784	\$871	\$1044	\$1188	\$1361	\$1569	\$1791
MON36D	36" Dia.	73	22"	\$750	\$767	\$889	\$995	\$1206	\$1380	\$1589	\$1781	\$2002
MON42D	42" Dia.	108	22"	\$937	\$961	\$1121	\$1258	\$1529	\$1758	\$2032	\$2241	\$2500
MON48D	48" Dia.	117	22"	\$1087	\$1114	\$1307	\$1473	\$1804	\$2078	\$2409	\$2614	\$2887

MONACO | CAFÉ | SQUARE | STAINLESS STEEL BASE

SQUARE

Model Number	Table Top Size	Shpg. Wght.	Base Spread	LAMINATE TOP ASSORTED EDGES							VENEER TOP	
				GRP 1	GRP 2	GRP 3	GRP 4	GRP 5	GRP 6	GRP 7	GRP 8	GRP 9
MON24S	24" Sq.	38	17"	\$554	\$565	\$644	\$712	\$848	\$960	\$1097	\$1288	\$1486
MON2430S	24x30 Sq.	74	17"	\$592	\$605	\$699	\$777	\$935	\$1069	\$1227	\$1395	\$1584
MON30S	30" Sq.	74	17"	\$658	\$673	\$774	\$860	\$1032	\$1179	\$1353	\$1548	\$1761
MON36S	36" Sq.	92	22"	\$761	\$778	\$905	\$1014	\$1228	\$1409	\$1623	\$1808	\$2028
MON42S	42" Sq.	135	22"	\$1001	\$1024	\$1184	\$1320	\$1592	\$1821	\$2094	\$2365	\$2675
MON48S	48" Sq.	132	24"	\$1276	\$1309	\$1543	\$1744	\$2145	\$2479	\$2881	\$3089	\$3388

OPTIONS

Add upcharge to list price and code to model number

SF	Powder Coat finish - in standard colors	\$60 per base	ULW	Ultra Lightweight Top	\$190
GD	Ganging per table	\$95	RAD	Radius Corners for 3MM Edge	\$200 per table
STH	Special Table Height, other than 29" or 42"	\$150 per base			

MODEL / DESCRIPTION / LIST PRICING
MONACO | CAFÉ | RECTANGLE | STAINLESS STEEL BASE
 RECTANGLE

Model Number	Table Top Size	Shpg. Wght.	Base Spread	LAMINATE TOP ASSORTED EDGES							VENEER TOP	
				GRP 1	GRP 2	GRP 3	GRP 4	GRP 5	GRP 6	GRP 7	GRP 8	GRP 9
MON2448	24x48 Sq.	70	2-17"	\$905	\$924	\$1050	\$1160	\$1379	\$1560	\$1778	\$2100	\$2432
MON2460	24x60 Sq.	79	2-17"	\$945	\$966	\$1107	\$1228	\$1472	\$1672	\$1915	\$2214	\$2532
MON3048	30x48 Sq.	79	2-17"	\$942	\$961	\$1102	\$1221	\$1463	\$1664	\$1904	\$2205	\$2524
MON3060	30x60 Sq.	90	2-17"	\$997	\$1021	\$1182	\$1319	\$1592	\$1822	\$2096	\$2361	\$2666

Note: When optional base finish is required, please multiply upcharge by 2 for tables supported with an extra base.

MONACO | BAR HEIGHT | ROUND | STAINLESS STEEL BASE
 ROUND

Model Number	Table Top Size	Shpg. Wght.	Base Spread	LAMINATE TOP ASSORTED EDGES							VENEER TOP	
				GRP 1	GRP 2	GRP 3	GRP 4	GRP 5	GRP 6	GRP 7	GRP 8	GRP 9
MONH24D	24" Dia.	65	17"	\$676	\$687	\$764	\$828	\$959	\$1070	\$1199	\$1526	\$1831
MONH30D	30" Dia.	70	17"	\$788	\$802	\$904	\$991	\$1164	\$1308	\$1481	\$1807	\$2126
MONH36D	36" Dia.	75	22"	\$906	\$924	\$1046	\$1151	\$1360	\$1536	\$1745	\$2093	\$2438


MONACO | BAR HEIGHT | SQUARE | STAINLESS STEEL BASE
 SQUARE

Model Number	Table Top Size	Shpg. Wght.	Base Spread	LAMINATE TOP ASSORTED EDGES							VENEER TOP	
				GRP 1	GRP 2	GRP 3	GRP 4	GRP 5	GRP 6	GRP 7	GRP 8	GRP 9
MONH36S	36" Sq.	80	24"	\$863	\$883	\$1009	\$1116	\$1332	\$1513	\$1729	\$2017	\$2320

OPTIONS

Add upcharge to list price and code to model number

SF	Powder Coat finish - in standard colors	\$60 per base	ULW	Ultra Lightweight Top	\$190
GD	Ganging per table	\$95	RAD	Radius Corners for 3MM Edge	\$200 per table
STH	Special Table Height, other than 29"	\$150 per base			



RECTANGLE
CONFERENCE TABLE

ORDER INFORMATION

- | | |
|-----------------|------------------------------|
| 1) Series Name | 5) Laminate/Veneer Selection |
| 2) Model Number | 6) Edge Choice |
| 3) Size | 7) Optional Items |
| 4) Quantity | |

MONACO CONFERENCE SPECIFICATIONS

Conference Base

Table Height	Table height is 29" to 30" depending on table top specified.
Column	3.15" square stainless steel #201.
Base	Square stainless steel #201. Base spread is 22" or 24"
Glides	Adjustable glides
Assembly	Base mounts to tabletop with 1/4-20 x 1" machine screws into metal inserts in top. NO WOOD SCREWS ARE USED.

FINISHES

Table Base

Stainless steel #201 finish is standard. Optional standard powder coat colors are available.

Laminate/Veneer Selections

ERG offers over 1000 standard laminate choices from Nevamar, Wilsonart, Formica and Pionite. Wood veneer is available in transparent stain colors - custom stain matching available.

Special Edge Note:

Square tables using PVC T-edge will have a 2" radius on all corners. When ganging or butting tables together, ERG recommends using 3MM flat edge or flat wood edge.

OPTIONS

- CODE: SF - Powder Coat finish in choice of standard colors.
- CODE: GD - Ganging per table
- CODE: CRT - Racetrack table top
- CODE: COT - Elliptical Table top
- CODE: CBT - Boat table top
- CODE: STH - Special Table Height, for any table height other than 29" or bar-height
- CODE: RAD - Radius Corners for 3MM Edge
- CODE: CAT - Almost Rectangle Table Top.



RACETRACK
TABLE TOP OPTION

MODEL / DESCRIPTION / LIST PRICING
MONACO | CONFERENCE | RECTANGLE

	Model Number	Table Top Size	Shpg. Wght.	Base Spread	LAMINATE TOP ASSORTED EDGES							VENEER TOP	
					GRP 1	GRP 2	GRP 3	GRP 4	GRP 5	GRP 6	GRP 7	GRP 8	GRP 9
 RECTANGLE	MONC4272	42 X 72	129	2-22"	\$2473	\$2523	\$2866	\$3161	\$3747	\$4240	\$4828	\$6579	\$7414
	MONC4284	42 X 84	144	2-22"	\$2570	\$2623	\$2991	\$3305	\$3934	\$4458	\$5089	\$6870	\$7704
	MONC4296	42 X 96	160	2-22"	\$2638	\$2693	\$3087	\$3423	\$4092	\$4651	\$5324	\$7101	\$7911
	MONC4872	48 X 72	142	2-22"	\$2530	\$2581	\$2945	\$3257	\$3878	\$4398	\$5019	\$6770	\$7585
	MONC4884	48 X 84	160	2-22"	\$2799	\$2855	\$3244	\$3578	\$4248	\$4806	\$5475	\$7450	\$8388
	MONC4896	48 X 96	178	2-22"	\$2875	\$2935	\$3353	\$3711	\$4426	\$5023	\$5738	\$7711	\$8623
	MONC48108*	48 X 108	196	3-22"	\$3063	\$3125	\$3570	\$3951	\$4713	\$5350	\$6112	\$8211	\$9182
	MONC48120*	48 X 120	214	3-22"	\$3140	\$3208	\$3680	\$4084	\$4893	\$5567	\$6375	\$8473	\$9417
	MONC48144*	*48 X 144	250	3-22"	\$3677	\$3752	\$4278	\$4730	\$5632	\$6382	\$7284	\$9833	\$11022
	MONC6096	60 X 96	214	2-24"	\$3242	\$3309	\$3779	\$4182	\$4986	\$5657	\$6462	\$8689	\$9721
	MONC60108*	60 X 108	237	3-24"	\$3393	\$3464	\$3967	\$4397	\$5260	\$5978	\$6839	\$9128	\$10172
	MONC60120*	60 X 120	259	3-24"	\$3569	\$3646	\$4182	\$4641	\$5561	\$6326	\$7245	\$9628	\$10704
	MONC60144*	*60 X 144	304	3-24"	\$4277	\$4363	\$4966	\$5482	\$6517	\$7377	\$8412	\$11408	\$12821

* Asterisk after model number indicates 2 piece tops with center seam for tables over 96" and longer

Note: Other sizes are available, please call ERG Customer Service.

OPTIONS

Add upcharge to list price and code to model number

SF	Powder Coat finish - in standard colors	\$60 per base	CBT	Boat table top	add 25%
GD	Ganging per table	\$95	STH	Special Table Height, other than 29" or 42"	\$150 per base
CRT	Racetrack table top	add 20%	RAD	Radius Corners for 3MM Edge	\$200 per table
COT	Elliptical table top	add 20%	CAT	Almost Rectangle table top	add 25%



MYLO SERIES

The Mylo Series chairs have a multiply Beech wood shell available with upholstered inserts. Mylo is available in chair and stool heights and demi back stools.

ORDERING INFORMATION

To Order Please Specify:

- | | |
|----------------------------|---|
| 1) Series Name | 6) Fabric Grade & Number |
| 2) Model Number | 7) Optional Items |
| 3) Quantity | 8) Back Cutouts |
| 4) Wood Stain Finish Color | 9) Engraving |
| 5) Optional Frame Color | 10) LPS (Laminate Plywood Seating) |

MYLO GENERAL SPECIFICATIONS

Shell

- One-piece contoured wood shell made of .50" thick, multi-ply Beech wood.
- Backs are offered with handgrip cut out.
- Shells are available in transparent wood stain colors or natural finish.

Upholstery

- Seat insert is upholstered over 1" foam.
- Seat can be upholstered with choice of fabric, vinyl, crypton, leather or approved COM.

Frame

- Chair frames are made of .625" diameter, 13 gauge steel tubing with hand brazed welds.
- Frames are available in café, bar stool and counter stool heights in polished chrome finish.

Glides

- Factory installed self leveling steel glides.

Stacking

- Chair and stool design stacks 4 high on the floor
- Chairs stack up to 6 on a dolly.



SIDE CHAIR UPHOLSTERED
SEAT INSERT

TALL BACK BAR STOOL

COLORS / FINISHES

Wood Stain Finish Colors:

Standard wood stain colors.

Frame Finish Colors:

Polished chrome is standard.

Standard optional powder coat colors available with upcharge.

OPTIONS

- CODE: FR - CAL 133 (TB 133) Fire Retardant.
- CODE: MB - Moisture Barrier.
- CODE: CH - Counter Height (24" seat height)
- CODE: SH - Specialty Height (any custom height)
- CODE: SF - Powder Coat Frame.
- CODE: HG - Hand Grip Cutout Design Back.
- CODE: ENG - Laser Engraving.
- CODE: TT - Two Tone Stains.
- CODE: LPS - Laminate Plywood Seating.

NOTE: Laminate seats (LPS) requires minimum 15 chair order



SOLID BACK



HAND GRIP CUTOUT

DIMENSIONS	Chair
Seat Width:	18"
Seat Depth:	15"
Seat Height:	18.25"
Back Height:	33"
Overall Width:	20"
Overall Depth:	21"
Qty./Wt. per carton:	3 ea./40 lbs.



SIDE CHAIR



OPTIONAL DBC-PALM

MODEL / DESCRIPTION / LIST PRICING



1300 Wood Chair - **Natural Stain Only**



Chair
\$337

1300/SI Wood Chair - **Natural Stain Only** with Upholstered Seat Insert

COM Yardage: .75 Yard

COM	GR1	GR2	GR3	GR4	GR5	GR6	GR7	GR8	GR9	GR10	LEA
\$429	\$460	\$479	\$498	\$518	\$538	\$560	\$583	\$606	\$630	\$656	\$775



1302 Wood Chair - All Standard Stains

Chair
\$421

1302/SI Wood Chair - Upholstered Seat Insert

COM Yardage: .75 Yard

COM	GR1	GR2	GR3	GR4	GR5	GR6	GR7	GR8	GR9	GR10	LEA
\$518	\$554	\$576	\$598	\$623	\$647	\$674	\$701	\$728	\$758	\$788	\$932

Laser Engraving



LASER ENGRAVING - FRONT OR BACK

Back Cutouts



MARTINI DBC6

OPTIONS

Add upcharge to list price and code to model number

FR	CAL 133 (TB 133) Fire Retardant per yard.	\$90/yd.
MB	Moisture Barrier - Per Seat	\$68
SF	Powder Coat Color Finish - 4-Leg Chair	\$38
SF	Powder Coat Color Finish - Bar Stool	\$58
HG	Hand Grip Cutout Design Back	\$75

ENG	Laser Engraving Back Design*	\$85
TT	Two Tone Wood Stains	\$75
LPS	Laminate Plywood Seating**	Call
#196	Stacking Chair Dolly	\$483

*One time setup fee of \$245. Minimum 12 chairs (of same design and series)

**Laminate seats (LPS) requires minimum 15 chair order

DIMENSIONS	Demi Back Stool	Tall Back Stool
Seat Width:	18"	18"
Seat Depth:	15"	15"
Seat Height:	30"	30"
Back Height:	36"	44"
Overall Width:	20"	20"
Overall Depth:	20"	20"
Qty./Wt. per carton:	3 ea./45 lbs.	3 ea./62 lbs.



BAR STOOL WITH DBC OPTION



DEMI BACK BAR STOOL

MODEL / DESCRIPTION / LIST PRICING



1301 Tall Back Bar Stool - **Natural Stain Only**

Chair
\$484



1301/SI Tall Back Bar Stool - **Natural Stain Only** with Upholstered Seat Insert

COM Yardage: 0.75 Yard

COM	GR1	GR2	GR3	GR4	GR5	GR6	GR7	GR8	GR9	GR10	LEA
\$581	\$621	\$645	\$671	\$699	\$726	\$755	\$785	\$816	\$849	\$884	\$1044



1304 Tall Back Bar Stool - All Standard Stains

Chair
\$562

1304/SI Tall Back Bar Stool with Upholstered Seat Insert

COM Yardage: 0.75 Yard

COM	GR1	GR2	GR3	GR4	GR5	GR6	GR7	GR8	GR9	GR10	LEA
\$653	\$699	\$726	\$755	\$786	\$818	\$850	\$885	\$920	\$957	\$995	\$1175



1306 Demi Back Bar Stool - All Standard Stains

Chair
\$635

1306/SI Demi Back Bar Stool with Upholstered Seat Insert

COM Yardage: 0.75 Yard

COM	GR1	GR2	GR3	GR4	GR5	GR6	GR7	GR8	GR9	GR10	LEA
\$726	\$777	\$809	\$840	\$873	\$909	\$945	\$983	\$1022	\$1063	\$1106	\$1307

OPTIONS

Add upcharge to list price and code to model number

FR	CAL 133 (TB 133) Fire Retardant per yard.	\$90/yd.
MB	Moisture Barrier - Per Seat	\$68
CH	Counter Height (24" seat height)	\$28
SH	Specialty Height (any custom height)	\$28
SF	Powder Coat Color Finish - 4-leg chair	\$38

SF	Powder Coat Color Finish - Bar Stool	\$58
HG	Hand Grip Cutout Design Back	\$75
ENG	Laser Engraving Back Design*	\$85
TT	Two Tone Wood Stains	\$75
LPS	Laminate Plywood Seating**	Call

*One time setup fee of \$245. Minimum 12 chairs (of same design and series)

**Laminate seats (LPS) requires minimum 15 chair order



NAPOLI TABLE OF CONTENTS

Napoli Banquettes	2
Napoli Café and Bar Height Tables	7

NAPOLI SERIES

The Napoli Banquette series has several standard upholstery designs and includes a table series. Seats and backs can be upholstered with matching fabrics, or choose an optional two tone or vinyl and fabric combination to match any color scheme.



NAPOLI SINGLE FABRIC BANQUETTE
WITH NAPOLI FLOOR MOUNT TABLE



NAPOLI BANQUETTE WITH PRIVACY PANEL

ORDERING INFORMATION

- | | |
|--------------------------|-------------------------------|
| 1) Series Name | 6) Contrasting Fabrics |
| 2) Model Number | 7) Back Fabric Design Options |
| 3) Size | 8) Plinth Base Finish |
| 4) Quantity | 9) Optional Items |
| 5) Fabric Grade & Number | |

NAPOLI BANQUETTE SPECIFICATIONS

Upholstery

Seat and back are covered in choice of fabric, vinyl, crypton, leather or COM. All foam is fully bonded to frame. Seat cushions are 5" graded high resiliency (H.R.) block foam with back 2.5" (H.R.) foam. Seats and backs are covered entirely with special bonded polyester fiber to protect final upholstery. ERG uses only water based glues and adhesives in our upholstery process.

Frame Construction

Frame assembly is constructed of multi-ply hardwood, with tongue and groove construction. No sag-springs are installed in seat & back along with interlocking helicoil springs to prevent sagging and provide additional lower back and seat support.

Plinth Base

The standard recessed base is available in a choice of laminate or unfinished so that you can add your own cove base or carpet.

Anchoring

Napoli dining benches are easy to anchor to the floor. Floor mount instructions can be provided by customer service. Hardware for anchoring bench to the floor is not included.

Note:

Please allow extra fabric for repeat design.


COLORS / FINISHES

Back Designs


Split and V-designs for the back are included in the list price.

OPTIONS

- CODE: FR - CAL 133 (TB 133) Fire Retardant.
- CODE: MB -Moisture Barrier (up to 60" overall width).
- CODE: MB60 -Moisture Barrier (over 60" overall width).
- CODE: MBB -Moisture Barrier (up to 60" overall width Back-to-Back).
- CODE: MBB60 -Moisture Barrier (over 60" overall width Back-to-Back).
- CODE: 2FO - Two Fabric Option.
- CODE: 3FO - Three Fabric Option.
- CODE: 4FO - Four Fabric Option.
- CODE: USS - Under Seat Fully Lined Storage
- CODE: UFB - Unfinished Plinth Base.
- CODE: CO - Clean Out (overall width up to 50")
- CODE: CO1 - Clean Out (overall width over 50")



OPTIONAL UNDER SEAT
FULLY LINED STORAGE



OPTIONAL CLEAN
OUT

① STANDARD DESIGN BACK


48" wide bench with Standard design and optional contrasting fabrics

② SPLIT DESIGN BACK


48" wide bench with Split design and optional contrasting fabrics

③ V-DESIGN BACK

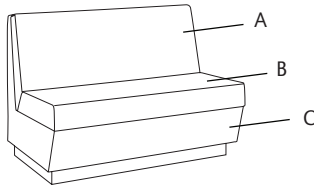

48" wide bench with optional contrasting fabrics in V-design

Three Back Designs

There are three back designs available for Napoli Banquettes. Please specify: Standard Back Design, Split Fabric Design or V-Back Design.

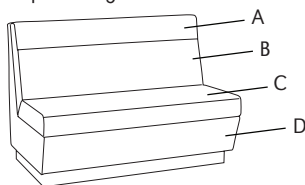
Ordering Contrasting Fabrics

Due to back design options it is necessary to include a sketch/layout with your order to specify which fabric is to be used on each area of the Banquette. Use the callouts shown to define fabric areas in your sketch. Please specify a back design, Standard, Split Fabric Design or V-Design. (V-Design is available on straight configured seating only.)

COM YARDAGE FOR NAPOLI BANQUETTE DESIGNS
Standard Back Design

Standard Back Design

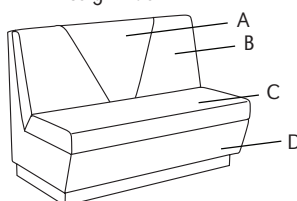
Model	Total	A - Back	B - Seat	C - Frame
360 - 48" Wide Straight	5.5 yards	1.75 yards	1.75 yards	3 yards
362 - 60" Wide Straight	7 yards	2.25 yards	2.25 yards	3.5 yards
365 - 72" Wide Straight	9 yards	2.5 yards	2.5 yards	4 yards

Please allow extra fabric for repeat design

Split Design Back

Split Design Back

Model	Total	A - Split Back	B - Split Back	C - Seat	D - Frame
360 - 48" Wide Straight	7 yards	1.5 yards	1.5 yards	1.75 yards	3 yards
362 - 60" Wide Straight	10 yards	2 yards	2.5 yards	2.25 yards	3.5 yards
365 - 72" Wide Straight	12 yards	2.5 yards	3 yards	3 yards	4 yards

Please allow extra fabric for repeat design

V-Design Back

V-Design Back*

Model	Total	A - V-Back	B - V-Back	C - Seat	D - Frame
360 - 48" Wide	6 yards	1 yard	1 yard	1.5 yards	2.5 yards
362 - 60" Wide	8.5 yards	1 yard	2 yards	2.5 yards	3 yards
365 - 72" Wide	10 yards	1 yard	2.5 yards	3 yards	3.5 yards

Please allow extra fabric for repeat design

*V-Design is available on straight configured seating only.

DIMENSIONS	48" Wide Banquette	60" Wide Banquette	72" Wide Banquette
Seat Depth:	18.5"	18.5"	18.5"
Seat Height:	18"	18"	18"
Overall Depth:	27.5"	27.5"	27.5"
Overall Width:	48"	60"	72"
Overall Height:	35"	35"	35"
Qty./Wt.:	1 ea./150 lbs.	1 ea./180 lbs.	1 ea./220 lbs.



NAPOLI STRAIGHT BANQUETTE

MODEL / DESCRIPTION / LIST PRICING

360 48" Wide Banquette

COM	GR1	GR2	GR3	GR4	GR5	GR6	GR7	GR8	GR9	GR10	LEA
\$2252	\$2410	\$2506	\$2606	\$2711	\$2819	\$2932	\$3049	\$3171	\$3297	\$3429	\$4054

362 60" Wide Banquette

COM	GR1	GR2	GR3	GR4	GR5	GR6	GR7	GR8	GR9	GR10	LEA
\$3325	\$3557	\$3699	\$3848	\$4001	\$4162	\$4327	\$4501	\$4680	\$4868	\$5063	\$5984

365 72" Wide Banquette

COM	GR1	GR2	GR3	GR4	GR5	GR6	GR7	GR8	GR9	GR10	LEA
\$4468	\$4781	\$4973	\$5171	\$5378	\$5593	\$5817	\$6050	\$6291	\$6543	\$6805	\$8043

OPTIONS

Add upcharge to list price and code to model number

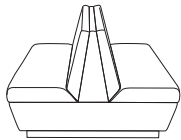
FR	CAL 133 (TB 133) Fire Retardant per yard	\$90/yd.
MB	Moisture Barrier - up to 60" width	\$125 each
MB60	Moisture Barrier - over 60" width	\$200 each
2FO	Two Fabric Option	\$98
3FO	Three Fabric Option	\$148

4FO	Four Fabric Option	\$215
UFB	Unfinished Plinth Base	Deduct \$80
USS	Under Seat Fully Lined Storage	\$450
CO	Clean Out (overall width up to 50")	\$250
CO1	Clean Out (overall width over 50")	\$385

DIMENSIONS	48" Wide B2B Banquette	60" Wide B2B Banquette	72" Wide B2B Banquette
Seat Depth:	18.5"	18.5"	18.5"
Seat Height:	18"	18"	18"
Overall Depth:	54"	54"	54"
Overall Width:	48"	60"	72"
Overall Height:	35"	35"	35"
Qty./Wt.:	1 ea./300 lbs.	1 ea./350 lbs.	1 ea./400 lbs.



NAPOLI BACK-TO-BACK BANQUETTE

MODEL / DESCRIPTION / LIST PRICING

360-B2B 48" Back-to-Back Banquette

COM Yardage: Total: 11 Yds. / Bottom Frame: 3 Yds. / Back: 4 Yds. / Seat: 4 Yds.

COM	GR1	GR2	GR3	GR4	GR5	GR6	GR7	GR8	GR9	GR10	LEA
\$4278	\$4577	\$4760	\$4951	\$5149	\$5355	\$5569	\$5792	\$6023	\$6264	\$6515	\$7700

362-B2B 60" Back-to-Back Banquette

COM Yardage: Total: 12.5 Yds. / Bottom Frame: 3.5 Yds. / Back: 4.5 Yds. / Seat: 4.5 Yds.

COM	GR1	GR2	GR3	GR4	GR5	GR6	GR7	GR8	GR9	GR10	LEA
\$6315	\$6758	\$7028	\$7310	\$7602	\$7906	\$8222	\$8551	\$8892	\$9249	\$9618	\$11368

365-B2B 72" Back-to-Back Banquette

COM Yardage: Total: 14 Yds. / Bottom Frame: 4 Yds. / Back: 5 Yds. / Seat: 5 Yds.

COM	GR1	GR2	GR3	GR4	GR5	GR6	GR7	GR8	GR9	GR10	LEA
\$8490	\$9084	\$9448	\$9826	\$10219	\$10628	\$11053	\$11495	\$11955	\$12433	\$12931	\$15283

OPTIONS

Add upcharge to list price and code to model number

FR	CAL 133 (TB 133) Fire Retardant per yard	\$90/yd.
MB	Moisture Barrier - up to 60" width	\$125 each
MB60	Moisture Barrier - over 60" width	\$200 each
MBB	Moisture Barrier - up to 60" width (Back-to-Back)	\$250 each
MBB60	Moisture Barrier - over 60" width (Back-to-Back)	\$400 each
2FO	Two Fabric Option	\$98

3FO	Three Fabric Option	\$148
4FO	Four Fabric Option	\$215
UFB	Unfinished Plinth Base	Deduct \$80
USS	Under Seat Fully Lined Storage	\$450
CO	Clean Out (overall width up to 50")	\$250
CO1	Clean Out (overall width over 50")	\$385

PRIVACY PANELS ONLY

DIMENSIONS	48" Wide Privacy Panel	60" Wide Privacy Panel	72" Wide Privacy Panel
Panel Depth:	1"	1"	1"
Panel Width:	48"	60"	72"
Panel Height:	48"	48"	48"

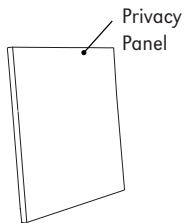


NAPOLI BANQUETTE
WITH PRIVACY PANEL



1/2" THICK ACRYLIC
PRIVACY PANELS AVAILABLE

MODEL / DESCRIPTION / LIST PRICING



360P	48" Wide Privacy Panel					COM Yardage: Total: 3 Yds. (Please allow extra fabric for repeat design.)						
COM	GR1	GR2	GR3	GR4	GR5	GR6	GR7	GR8	GR9	GR10	LEA	
\$948	\$1015	\$1055	\$1098	\$1141	\$1187	\$1234	\$1283	\$1334	\$1389	\$1443	\$1706	
LAMINATE			VENEER			ACRYLIC						
\$929			\$1827			CALL						

362P	60" Wide Privacy Panel					COM Yardage: Total: 4 Yds. (Please allow extra fabric for repeat design.)						
COM	GR1	GR2	GR3	GR4	GR5	GR6	GR7	GR8	GR9	GR10	LEA	
\$1250	\$1339	\$1391	\$1448	\$1505	\$1565	\$1627	\$1693	\$1760	\$1831	\$1904	\$2251	
LAMINATE			VENEER			ACRYLIC						
\$1214			\$2350			CALL						

365P	72" Wide Privacy Panel					COM Yardage: Total: 5 Yds. (Please allow extra fabric for repeat design.)						
COM	GR1	GR2	GR3	GR4	GR5	GR6	GR7	GR8	GR9	GR10	LEA	
\$1531	\$1638	\$1704	\$1772	\$1843	\$1916	\$1993	\$2073	\$2156	\$2242	\$2330	\$2756	
LAMINATE			VENEER			ACRYLIC						
\$1477			\$2759			CALL						

NAPOLI

Napoli Series is an ERG special economically priced offering from ERG. Bases include X-base, T-base and Floor mount.



NAPOLI SQUARE



NAPOLI RECTANGLE


ORDERING INFORMATION

- | | |
|----------------------------|-------------------------------|
| 1) Series Name | 6) Laminate Selection and No. |
| 2) Model Number | 7) Edge Style Code and Color |
| 3) Size | 8) Wood Species |
| 4) Quantity | 9) Wood Stain Color |
| 5) Powder Coat Base Finish | 10) Optional Items |

NAPOLI SPECIFICATIONS

Napoli Base

Table Height	Table height is 29" to 30" depending on table top specified. Bar Height table is 42".
Column	3" round 14 gauge steel tubing welded to base and top plate.
Base	The Napoli Base has a 22", 26", 32" or 38" X-base spread or 22" T-legs made of formed steel.
Floor Mount	The Floor Mounted Base is made of 6" base spread diameter cast iron, with an 8" steel cover. Optional cover locking screw available.
Plate	10" x 10" square • 12" X 12" square 14" X 14" square • 24" x 24" square
Glides	Adjustable zinc rubber cushion glides
Assembly	Base mounts to top with 1/4"- 20 machine screws into metal inserts - NO WOOD SCREWS ARE USED.



NAPOLI FOOT DETAIL
BLACK TEXTURE FINISH

FINISHES

Table Bases and Legs

Finished in standard powder coat colors.

Laminate/Veneer Selections

ERG offers over 1000 standard laminate choices from Nevamar, Wilsonart, Formica and Pionite. Wood veneer is available in transparent stain colors - custom stain matching available.


Special Edge Note

Square tables using PVC T-edge will have a 2" radius on all corners. When ganging or butting tables together, ERG recommends using 3MM flat edge or flat wood edge.


OPTIONS

- CODE: STH - Special Table Height, for any table height other than 29" or Bar Height.
- CODE: RP - Painted Foot Ring for Bar Height
- CODE: LCS - Locking Cover Screw for floor mount
- CODE: GD - Ganging
- CODE: ULW - Ultra Lightweight Top
- CODE: RAD - Radius Corners for 3MM Edge


MODEL / DESCRIPTION / LIST PRICING
NAPOLI | CAFÉ | ROUND

	Model Number	Table Top Size	Shpg. Wght.	Base Spread	LAMINATE TOP ASSORTED EDGES							VENEER TOP	
					GRP 1	GRP 2	GRP 3	GRP 4	GRP 5	GRP 6	GRP 7	GRP 8	GRP 9
 ROUND	NP24D	24" Dia.	38	22" - X	\$445	\$456	\$529	\$592	\$717	\$823	\$948	\$1222	\$1335
	NP30D	30" Dia.	55	22" - X	\$487	\$501	\$598	\$682	\$849	\$988	\$1154	\$1395	\$1465
	NP36D	36" Dia.	88	30" - X	\$611	\$628	\$746	\$846	\$1049	\$1216	\$1418	\$1734	\$1837
	NP42D	42" Dia.	100	36" - X	\$838	\$860	\$1013	\$1143	\$1406	\$1626	\$1887	\$2351	\$2516
	NP48D	48" Dia.	110	36" - X	\$930	\$956	\$1141	\$1301	\$1619	\$1884	\$2202	\$2660	\$2795


NAPOLI | CAFÉ | SQUARE

	Model Number	Table Top Size	Shpg. Wght.	Base Spread	LAMINATE TOP ASSORTED EDGES							VENEER TOP	
					GRP 1	GRP 2	GRP 3	GRP 4	GRP 5	GRP 6	GRP 7	GRP 8	GRP 9
 SQUARE	NP24S	24" Sq.	48	22" - X	\$443	\$453	\$530	\$595	\$725	\$834	\$964	\$1226	\$1329
	NP2430S	24x30 Sq.	53	22" - X	\$480	\$493	\$581	\$657	\$809	\$936	\$1090	\$1349	\$1439
	NP30S	30" Sq.	69	22" - X	\$477	\$495	\$590	\$673	\$839	\$978	\$1143	\$1373	\$1436
	NP36S	36" Sq.	111	30" - X	\$621	\$638	\$760	\$863	\$1071	\$1244	\$1452	\$1767	\$1867
	NP42S	42" Sq.	125	36" - X	\$847	\$870	\$1022	\$1154	\$1417	\$1635	\$1899	\$2373	\$2545

NAPOLI | CAFÉ | RECTANGLE

	Model Number	Table Top Size	Shpg. Wght.	Base Spread	LAMINATE TOP ASSORTED EDGES							VENEER TOP	
					GRP 1	GRP 2	GRP 3	GRP 4	GRP 5	GRP 6	GRP 7	GRP 8	GRP 9
 RECTANGLE	NP2448	24x48 Sq.	70	22"x30" - X	\$779	\$798	\$919	\$1025	\$1234	\$1409	\$1619	\$2121	\$2338
	NP2460	24x60 Sq.	79	2-22" - T	\$818	\$838	\$974	\$1091	\$1323	\$1517	\$1752	\$2251	\$2456
	NP2472	24x72 Sq.	90	2-22" - T	\$853	\$874	\$1024	\$1151	\$1405	\$1618	\$1873	\$2371	\$2563
	NP3048	30x48 Sq.	79	2-22" - T	\$815	\$834	\$969	\$1083	\$1317	\$1510	\$1740	\$2240	\$2446
	NP3060	30x60 Sq.	90	2-22" - T	\$869	\$892	\$1045	\$1177	\$1441	\$1662	\$1925	\$2423	\$2611
	NPT3072	30x72 Sq.	102	2-22" - T	\$916	\$941	\$1111	\$1257	\$1549	\$1791	\$2083	\$2580	\$2750

NAPOLI | BAR HEIGHT

	Model Number	Table Top Size	Shpg. Wght.	Base Spread	LAMINATE TOP ASSORTED EDGES							VENEER TOP	
					GRP 1	GRP 2	GRP 3	GRP 4	GRP 5	GRP 6	GRP 7	GRP 8	GRP 9
 ROUND	NPH24D	24" Dia.	63	22" - X	\$628	\$639	\$713	\$776	\$901	\$1007	\$1134	\$1627	\$1882
	NPH30D	30" Dia.	73	30" - X	\$670	\$685	\$782	\$865	\$1032	\$1170	\$1336	\$1797	\$2011
	NPH36D	36" Dia.	86	36" - X	\$772	\$787	\$906	\$1006	\$1209	\$1376	\$1578	\$2085	\$2312

OPTIONS

Add upcharge to list price and code to model number

STH	Special Table Height, other than 29" or bar height	\$150 per base	ULW	Ultra Lightweight Top	\$190
RP	Painted Footring for Bar Height	\$110	RAD	Radius Corners for 3MM Edge	\$200 per table
GD	Ganging per table	\$95			



NEWPORT TABLE OF CONTENTS

Newport Lounge.....	2
Newport Privacy Panels	6
Newport Bench	8
Newport Occasional.....	10

Newport Modular
Available in 4 widths
36", 48", 60" and 72"

NEWPORT COLLECTION

The Newport Series offers the utmost in seating comfort. Seats and backs can be upholstered with matching fabrics, or choose a two tone or vinyl and fabric combination to match any color scheme. Frame available in choice of powder coat finish colors.



NEWPORT STRAIGHT 60" LOUNGE



NEWPORT LOUNGE
WITH OPTIONAL PRIVACY PANEL

ORDERING INFORMATION

- | | |
|----------------------------|-------------------------------|
| 1) Series Name | 6) Panel Selection And Finish |
| 2) Model Number | 7) Floor Mount |
| 3) Quantity | 8) Electrical |
| 4) Fabric Grade and Number | 9) Optional Items |
| 5) Color Finish For Legs | |

NEWPORT LOUNGE SPECIFICATIONS

Frame Construction

Frame assembly is constructed of multi-ply hardwood, with tongue and groove construction integrated with a fully welded 14-gauge square tubular steel inner frame. All foam is fully bonded to frame. Seat cushions are 4" graded high resiliency (H.R.) block foam with back 2" (H.R.) foam, covered entirely with special bonded polyester fiber to protect final upholstery. No sag-springs are installed in the back along with interlocking helicoil springs to prevent sagging and provide additional lower back support.

Upholstery

Seat and back are covered in choice of fabric, vinyl, crypton, leather or COM. ERG uses only water based glues and adhesives in our upholstery process.

Sled Base

Rectangular legs are constructed of fully-welded 2" x 0.50" solid steel and solid steel crossbar.

Privacy Panel

Straight privacy panels are available in upholstery, laminate, veneer or acrylic. Curved privacy panels are available in upholstery or acrylic.

Note:

Please allow extra fabric for repeat design.

COLORS / FINISHES

Metal Sled Base


Available in standard powder coat finishes.

OPTIONS

- CODE: FR - CAL 133 (TB 133) Fire Retardant.
- CODE: MB -Moisture Barrier (up to 60" overall width).
- CODE: MB60 -Moisture Barrier (over 60" overall width).
- CODE: MBB -Moisture Barrier (up to 60" overall width Back-to-Back).
- CODE: MBB60 -Moisture Barrier (over 60" overall width Back-to-Back).
- CODE: 2FO - Two Fabric Option.
- CODE: GB - Ganging Brackets (Necessary when ganging two or more modules together).
- CODE: NP36, NP48, NP60, NP72 - Laminate power panel. (also available in Back to Back)

Note: Factory installed power/data available, see accessories section for details and pricing.
Does not include power unit.

OPTIONS



Privacy Panels



Two Fabrics




Power / Data Panel


Note: Factory installed power/data available, see accessories section for details and pricing.



FEATURES



Newport features a fully welded, 14-gauge square tubular steel inner frame and steel inserts for leg screws.




Newport inner-frame Construction
(Legs removed)




Fully welded legs with
cross-over support

DIMENSIONS	Straight Unit	Back to Back Unit
Seat Depth:	18"	18"
Seat Height:	18"	18"
Overall Depth:	24.5"	49"
Overall Width:	36, 48, 60, 72"	36, 48, 60, 72"
Overall Height:	31"	31"
Qty./Wt.:	1 ea./89 lbs.	1 ea./89 lbs.


STRAIGHT




Model 4020
36" Straight Unit



Model 4022
48" Straight Unit

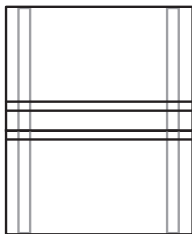


Model 4024
60" Straight Unit

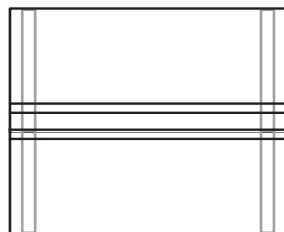


Model 4026
72" Straight Unit


BACK-TO-BACK




4020-BB
36" Straight Unit



Model 4022-BB
48" Straight Unit



4024-BB
60" Straight Unit




4026-BB
72" Straight Unit

CAD Design and Engineering services per your specifications are available to customers requesting this service. Please provide exact room dimensions, desired configuration and seating requirements and fax your order to ERG Customer Service:
1-805-981-9878 or call toll free: 1-800-446-1186.



NEWPORT STRAIGHT 36" UNIT

MODEL / DESCRIPTION / LIST PRICING

4020 36" Straight Unit

COM Yardage: Total: 3 Yds. / Back: 1.5 Yds. / Seat: 1.5 Yds.

COM	GR1	GR2	GR3	GR4	GR5	GR6	GR7	GR8	GR9	GR10	LEA
\$2375	\$2541	\$2642	\$2748	\$2858	\$2972	\$3091	\$3214	\$3344	\$3477	\$3617	\$4275

4022 48" Straight Unit

COM Yardage: Total: 4 Yds. / Back: 2 Yds. / Seat: 2 Yds.

COM	GR1	GR2	GR3	GR4	GR5	GR6	GR7	GR8	GR9	GR10	LEA
\$2714	\$2904	\$3020	\$3141	\$3266	\$3398	\$3534	\$3674	\$3822	\$3974	\$4133	\$4884

4024 60" Straight Unit

COM Yardage: Total: 5 Yds. / Back: 2.5 Yds. / Seat: 2.5 Yds.

COM	GR1	GR2	GR3	GR4	GR5	GR6	GR7	GR8	GR9	GR10	LEA
\$3166	\$3389	\$3523	\$3663	\$3811	\$3963	\$4121	\$4286	\$4458	\$4637	\$4822	\$5699

4026 72" Straight Unit

COM Yardage: Total: 6 Yds. / Back: 3 Yds. / Seat: 3 Yds.

COM	GR1	GR2	GR3	GR4	GR5	GR6	GR7	GR8	GR9	GR10	LEA
\$4071	\$4356	\$4530	\$4711	\$4900	\$5096	\$5300	\$5511	\$5731	\$5961	\$6200	\$7328

OPTIONS

Add upcharge to list price and code to model number

FR	CAL 133 (TB 133) Fire Retardant per yard	\$90/yd.
MB	Moisture Barrier - up to 60" width	\$125 each
MB60	Moisture Barrier - over 60" width	\$200 each
2FO	Two Fabric Option	\$98
GB	Ganging Brackets	\$52

NP36	Laminate power panel 36"	\$418
NP48	Laminate power panel 48"	\$440
NP60	Laminate power panel 60"	\$710
NP72	Laminate power panel 72"	\$835

PRIVACY PANELS ONLY

DIMENSIONS	36" Panel	48" Panel	60" Panel	72" Panel
Panel Depth:	1"	1"	1"	1"
Panel Width:	36"	48"	60"	72"
Overall Height:	42"	42"	42"	42"

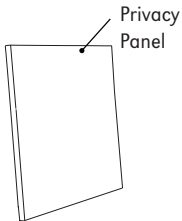


NEWPORT BANQUETTE
WITH PRIVACY PANEL



1/2" THICK ACRYLIC
PRIVACY PANELS AVAILABLE

MODEL / DESCRIPTION / LIST PRICING



NP36 36" Wide Privacy Panel

COM Yardage: Total: 2.5 Yds. (Please allow extra fabric for repeat design.)

COM	GR1	GR2	GR3	GR4	GR5	GR6	GR7	GR8	GR9	GR10	LEA
\$654	\$700	\$728	\$756	\$787	\$819	\$851	\$885	\$921	\$958	\$996	\$1177

NP48 48" Wide Privacy Panel

COM Yardage: Total: 3 Yds. (Please allow extra fabric for repeat design.)

COM	GR1	GR2	GR3	GR4	GR5	GR6	GR7	GR8	GR9	GR10	LEA
\$872	\$933	\$970	\$1009	\$1050	\$1091	\$1135	\$1180	\$1227	\$1276	\$1328	\$1570

NP60 60" Wide Privacy Panel

COM Yardage: Total: 4 Yds. (Please allow extra fabric for repeat design.)

COM	GR1	GR2	GR3	GR4	GR5	GR6	GR7	GR8	GR9	GR10	LEA
\$1150	\$1231	\$1280	\$1331	\$1384	\$1440	\$1497	\$1557	\$1619	\$1684	\$1752	\$2070

NP72 72" Wide Privacy Panel

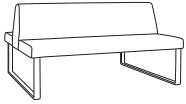
COM Yardage: Total: 5 Yds. (Please allow extra fabric for repeat design.)

COM	GR1	GR2	GR3	GR4	GR5	GR6	GR7	GR8	GR9	GR10	LEA
\$1531	\$1638	\$1704	\$1772	\$1843	\$1916	\$1993	\$2073	\$2156	\$2242	\$2330	\$2756

Note: For acrylic or other panel materials, please call for a quote



NEWPORT STRAIGHT 60" BACK-TO-BACK UNIT

MODEL / DESCRIPTION / LIST PRICING

4020-BB 36" Straight Unit -Back-to-Back

COM Yardage: Total: 6 Yds. / Back: 3 Yds. / Seat: 3 Yds.

COM	GR1	GR2	GR3	GR4	GR5	GR6	GR7	GR8	GR9	GR10	LEA
\$4513	\$4828	\$5022	\$5222	\$5431	\$5648	\$5874	\$6109	\$6354	\$6608	\$6871	\$8123

4022-BB 48" Straight Unit Back-to-Back

COM Yardage: Total: 8 Yds. / Back: 4 Yds. / Seat: 4 Yds.

COM	GR1	GR2	GR3	GR4	GR5	GR6	GR7	GR8	GR9	GR10	LEA
\$5157	\$5518	\$5738	\$5968	\$6206	\$6455	\$6712	\$6980	\$7260	\$7550	\$7852	\$9280

4024-BB 60" Straight Unit - Back-to-Back

COM Yardage: Total: 10 Yds. / Back: 5 Yds. / Seat: 5 Yds.

COM	GR1	GR2	GR3	GR4	GR5	GR6	GR7	GR8	GR9	GR10	LEA
\$6016	\$6436	\$6694	\$6963	\$7240	\$7531	\$7831	\$8144	\$8470	\$8809	\$9161	\$10828

4026-BB 72" Straight Unit - Back-to-Back

COM Yardage: Total: 12 Yds. / Back: 6 Yds. / Seat: 6 Yds.

COM	GR1	GR2	GR3	GR4	GR5	GR6	GR7	GR8	GR9	GR10	LEA
\$7735	\$8276	\$8608	\$8951	\$9309	\$9682	\$10068	\$10471	\$10890	\$11326	\$11780	\$13921

OPTIONS

Add upcharge to list price and code to model number

FR	CAL 133 (TB 133) Fire Retardant per yard	\$90/yd.
MBB	Moisture Barrier - up to 60" width Back-to-Back	\$250 each
MBB60	Moisture Barrier - over 60" width Back-to-Back	\$400 each
2FO	Two Fabric Option	\$98
GB	Ganging Brackets	\$52

NP36	Laminate power panel 36" Back-to-Back	\$795
NP48	Laminate power panel 48" Back-to-Back	\$835
NP60	Laminate power panel 60" Back-to-Back	\$1350
NP72	Laminate power panel 72" Back-to-Back	\$1585

NEWPORT BENCH

The Newport Series offers the utmost in seating comfort. Seats can be upholstered to match any color scheme. Frame available in choice of powder coat finish colors.

Newport Bench
Available in 3 widths
48", 60" and 72"



TWO SEAT BENCH



FOUR SEAT BENCH

ORDERING INFORMATION

- | | |
|-----------------|----------------------------|
| 1) Series Name | 4) Fabric Grade and Number |
| 2) Model Number | 5) Color finish for legs |
| 3) Quantity | 6) Optional Items |

COLORS / FINISHES

Legs

Available in standard powder coat finishes.

NEWPORT LOUNGE SPECIFICATIONS

Frame Construction

Frame assembly is constructed of multi-ply hardwood, with tongue and groove construction integrated with a fully welded 14-gauge square tubular steel inner frame. All foam is fully bonded to frame. Seat cushions are 4" graded high resiliency (H.R.) block foam, covered entirely with special bonded polyester fiber to protect final upholstery.

Upholstery


Seat is covered in choice of fabric, vinyl, crypton, leather or COM. ERG uses only water based glues and adhesives in our upholstery process.

Sled Base


Rectangular legs are constructed of fully-welded 2" x 0.50" solid steel and solid steel crossbar.

OPTIONS

- CODE: FR - CAL 133 (TB 133) Fire Retardant.
- CODE: MB -Moisture Barrier.
- CODE: GD - Ganging Brackets (Necessary when ganging two or more units together).
- CODE: SBH - Special Height.



NEWPORT FEATURES A FULLY WELDED, 14-GAUGE SQUARE TUBULAR STEEL INNER FRAME AND STEEL INSERTS FOR LEG SCREWS



NEWPORT INNER-FRAME
CONSTRUCTION
(LEGS REMOVED, LOUNGE SHOWN)

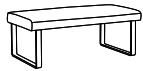
FULLY WELDED LEGS WITH
CROSS-OVER SUPPORT

DIMENSIONS	Two Seat	Three Seat	Four Seat
Seat Height:	18"	18"	18"
Overall Width:	48"	60"	72"
Overall Depth:	18"	18"	18"
Qty./Wt.:	1 ea./70 lbs.	1 ea./110 lbs.	1 ea./130 lbs.



TWO SEAT BENCH

MODEL / DESCRIPTION / LIST PRICING



4021 Two Seat Bench 48"

COM Yardage: 2 Yds.

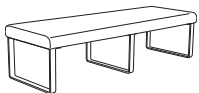
COM	GR1	GR2	GR3	GR4	GR5	GR6	GR7	GR8	GR9	GR10	LEA
\$1839	\$1969	\$2047	\$2129	\$2214	\$2302	\$2394	\$2491	\$2589	\$2693	\$2801	\$3309



4023 Three Seat Bench 60"

COM Yardage: 2.5 Yds.

COM	GR1	GR2	GR3	GR4	GR5	GR6	GR7	GR8	GR9	GR10	LEA
\$2299	\$2460	\$2557	\$2661	\$2766	\$2878	\$2992	\$3112	\$3236	\$3366	\$3501	\$4139



4025 Four Seat Bench 72"

COM Yardage: 3 Yds.

COM	GR1	GR2	GR3	GR4	GR5	GR6	GR7	GR8	GR9	GR10	LEA
\$2889	\$3091	\$3214	\$3342	\$3476	\$3616	\$3759	\$3910	\$4067	\$4229	\$4399	\$5199

OPTIONS

Add upcharge to list price and code to model number

FR	CAL 133 (TB 133) Fire Retardant - per yd.	\$90/yd.
MB	Moisture Barrier - per seat	\$125

GD	Ganging Brackets	\$52
SBH	Special Height - per unit	\$295



NEWPORT OCCASIONAL TABLE

The Newport Occasional Table is high pressure laminate or solid surface top on a welded solid steel frame. Coordinates with Newport Lounge Series.



NEWPORT ROUND COFFEE TABLE



NEWPORT ROUND END TABLE

ORDERING INFORMATION

- | | |
|-----------------|--------------------------------|
| 1) Series Name | 5) Laminate / Veneer Selection |
| 2) Model Number | 6) Edge Selection |
| 3) Quantity | 7) Optional Items |
| 4) Frame finish | |

NEWPORT SPECIFICATIONS

Table

Table top is CARB Phase I & Phase II Compliant. Laminate, wood veneer and phenolic backing are glued with water based adhesives.

Table Tops

ERG offers over 1000 standard laminate choices from Nevamar, Wilsonart, Formica and Pionite. Wood veneer in transparent stain colors and custom stain matching are also available. Solid Surface, 3Form Chroma and stone table tops will be quoted upon request.

Frame

The Newport features a welded 0.5" x 2" solid steel frame. Frames are sandblasted prior to final powder coating in your choice of standard powder coat colors.


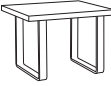




NEWPORT RECTANGULAR COFFEE TABLE



NEWPORT RECTANGULAR COFFEE TABLE

MODEL / DESCRIPTION / LIST PRICING
NEWPORT OCCASIONAL TABLES

	Model Number	Model Description	Table Top Size	Table Height	Table Shape	Shpg. Weight	LAMINATE TOP EDGE 2B OR 3A	WOOD VENEER EDGE 8G
	NEW102	Occasional	24" dia.	17"	round	40 lbs.	\$1162	\$1673
	NEW104	Occasional	28" dia.	17"	round	50 lbs.	\$1402	\$2019
	NEW106	Occasional	24" dia.	22"	round	40 lbs.	\$1277	\$1839
	NEW108	Occasional	28" dia.	22"	round	45 lbs.	\$1542	\$2220
	NEW110	Occasional	20" x 20"	17"	square	45 lbs.	\$1242	\$1788
	NEW112	Occasional	24" x 24"	17"	square	60 lbs.	\$1482	\$2134
	NEW114	Occasional	28" x 28"	17"	square	60 lbs.	\$1597	\$2299
	NEW116	Occasional	20" x 20"	22"	square	80 lbs.	\$1367	\$1967
	NEW118	Occasional	24" x 24"	22"	square	90 lbs.	\$1630	\$2347
	NEW120	Occasional	28" x 28"	22"	square	90 lbs.	\$1757	\$2530
	NEW122	Occasional	36" dia.	17"	round	60 lbs.	\$1631	\$2349
	NEW124	Occasional	42" dia.	17"	round	60 lbs.	\$1745	\$2514
	NEW126	Occasional	36" dia.	22"	round	60 lbs.	\$1794	\$2583
	NEW128	Occasional	42" dia.	22"	round	60 lbs.	\$1921	\$2592
	NEW130	Occasional	24" x 48"	17"	rectangular	45 lbs.	\$1974	\$2843
	NEW132	Occasional	24" x 60"	17"	rectangular	60 lbs.	\$2146	\$3090
	NEW134	Occasional	24" x 48"	22"	rectangular	60 lbs.	\$2172	\$3128
	NEW136	Occasional	24" x 60"	22"	rectangular	60 lbs.	\$2360	\$3398




OJAI TABLE OF CONTENTS

Ojai Bench	2
Ojai Lounge	4
Ojai Occasional	10

OJAI BENCH SEATING

Ojai Modular Platform seating is a versatile collection of modular benches with on-line tables.



OJAI BENCH WITH 2 SEATS AND CENTER ON-LINE TABLE



OJAI BENCH WITH 2 SEATS AND ON-LINE END TABLE ON RIGHT SIDE

ORDERING INFORMATION

To Order Please Specify:

- | | |
|----------------------------|---|
| 1) Series Name | 5) Wood Stain Selection for On-Line Table |
| 2) Model Number | 6) Fabric Grade & Number |
| 3) Quantity | 7) Optional Items |
| 4) Wood Stain Finish Color | |

OJAI GENERAL SPECIFICATIONS

Upholstery

Seat is covered in choice of fabric, vinyl, crypton, leather or COM. ERG uses only water based glues and adhesives in our upholstery process.

Frame Construction

Frame assembly is constructed of multi-ply hardwood, with tongue and groove construction. All foam is fully bonded to frame. Seat cushions are 4" graded high resiliency (H.R.) block foam, covered entirely with special bonded polyester fiber to protect final upholstery. No sag-springs are installed in seat along with interlocking helicoil springs to prevent sagging and provide additional seat support.

Platform

Wooden platform is solid maplewood that is finished in transparent wood stain colors. All stains, sealers and lacquers used by ERG are water based and 100% environmentally friendly.

Online Table

The online table, with or without the optional inset storage shelf and magazine rack, will be finished in a standard laminate to match your choice of six standard stain colors for the wood platform base.

Power / Comm

Units are available with power/data receptacles, please consult with your network administrator and ERG Customer Service.

Tables

For coordinating Occasional tables see the Ojai Occasional Series.

COLORS / FINISHES

Ojai Wood Stain Finish Colors:

ERG offers transparent wood stain color choices for Ojai wood frame, base, legs and armcaps. Please refer to Color Finishes publication.

Note: On-Line Tables receiving stain will color match the wood frame unless specified otherwise.

OPTIONS

- CODE: FR - CAL 133 (TB 133) Fire Retardant.
- CODE: MB - Moisture Barrier.
- CODE: IMS - Inset Magazine Rack and Storage for On-Line Table.
- CODE: UFI - Upholstered Front, On-line Table.
- CODE: GF - Factory Ganging Preparation (field hardware included).
- CODE: LTI - On-Line Table Full Veneer (sides & top)

Note: Factory installed power/data available, see accessories section for details and pricing.

Series Note:


For more Ojai models - see Lounge section.




INSET MAGAZINE AND STORAGE SHELF




MAGAZINE RACK



UPHOLSTERED FRONT




POWER / DATA



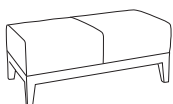
STORAGE SHELF

DIMENSIONS	Two Seat	Three Seat	Two Seat w/ Online Table
Seat Width:	22"	22"	22"
Seat Depth:	27"	27"	27"
Seat Height:	18"	18"	18"
Back Height:	-	-	-
Overall Width:	44"	66"	66"
Overall Depth:	27"	27"	27"
Qty./Wt.:	1 ea./64 lbs.	1 ea./88 lbs.	1 ea./140 lbs.



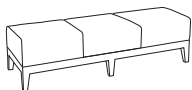
OJAI 2 SEAT BENCH WITH CENTER ONLINE TABLE

MODEL / DESCRIPTION / LIST PRICING


3018 Two Seat Bench

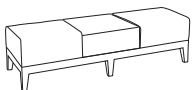
COM Yardage: 3 Yds.

COM	GR1	GR2	GR3	GR4	GR5	GR6	GR7	GR8	GR9	GR10	LEA
\$2164	\$2314	\$2407	\$2504	\$2604	\$2708	\$2815	\$2929	\$3045	\$3168	\$3294	\$3893


3095 Bench Three Seat Bench

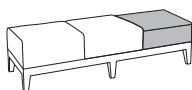
COM Yardage: 4.5 Yds.

COM	GR1	GR2	GR3	GR4	GR5	GR6	GR7	GR8	GR9	GR10	LEA
\$2919	\$3123	\$3248	\$3378	\$3513	\$3654	\$3800	\$3951	\$4109	\$4274	\$4445	\$5254


3020 Bench with 2 Seats and Center On-Line Table

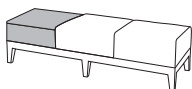
COM Yardage: 3 Yds.

COM	GR1	GR2	GR3	GR4	GR5	GR6	GR7	GR8	GR9	GR10	LEA
\$2861	\$3062	\$3184	\$3311	\$3443	\$3582	\$3725	\$3874	\$4029	\$4190	\$4358	\$5150


3098 Bench with 2 Seats and On-Line End Table on Left Side

COM Yardage: 3 Yds.

COM	GR1	GR2	GR3	GR4	GR5	GR6	GR7	GR8	GR9	GR10	LEA
\$2861	\$3062	\$3184	\$3311	\$3443	\$3582	\$3725	\$3874	\$4029	\$4190	\$4358	\$5150


3099 Bench with 2 Seats and On-Line End Table on Right Side

COM Yardage: 3 Yds.

COM	GR1	GR2	GR3	GR4	GR5	GR6	GR7	GR8	GR9	GR10	LEA
\$2861	\$3062	\$3184	\$3311	\$3443	\$3582	\$3725	\$3874	\$4029	\$4190	\$4358	\$5150

OPTIONS

Add upcharge to list price and code to model number

FR	CAL 133 (TB 133) Fire Retardant per yard	\$90/yd.
MB	Moisture Barrier on seat - per seat	\$90
IMS	Inset Magazine Rack and Storage for On-Line Table	\$480

UFI	Upholstered Front - On-Line Table	\$95
LTi	On-Line Table Full Veneer (sides & top)	\$250
GF	Factory Ganging Preparation	\$38

OJAI MODULAR PLATFORM SEATING

Ojai Modular Platform seating is a versatile collection of modular seats and benches with online tables.



OJAI LOUNGE WITH OPTIONAL ARM CAPS



OJAI OTTOMAN



OJAI ONE SEAT LOUNGE WITH LEFT HAND ARM AND
ONLINE TABLE

ORDERING INFORMATION

To Order Please Specify:

- | | |
|----------------------------|---|
| 1) Series Name | 5) Wood Stain Selection for On-Line Table |
| 2) Model Number | 6) Fabric Grade & Number |
| 3) Quantity | 7) Optional Items |
| 4) Wood Stain Finish Color | |

OJAI GENERAL SPECIFICATIONS

Upholstery

Seat and back are covered in choice of fabric, vinyl, crypton, leather or COM. ERG uses only water based glues and adhesives in our upholstery process. Contrasting fabrics are available.

Frame Construction

Frame assembly is constructed of multi-ply hardwood, with tongue and groove construction. All foam is fully bonded to frame. Seat cushions are 4" graded high resiliency (H.R.) block foam, covered entirely with special bonded polyester fiber to protect final upholstery. No sag-springs are installed in seat & back along with interlocking helicoil springs to prevent sagging and provide additional lower back and seat support.

Platform

Wooden platform is solid maple that is finished in transparent wood stain colors. All stains, sealers and lacquers used by ERG are water based and 100% environmentally friendly.

Online Table

The online table, with or without the optional inset storage shelf and magazine rack, will be finished on all sides in laminate or optional veneer to coordinate with your choice of standard stain colors for the wood platform base.

Power / Data

Units are available with power/data receptacles, please consult with your network administrator and ERG Customer Service.

Note:

- Tablet orders of 5 or less - choice of 3 standard laminate colors: Wilsonart Black 1595-60, Formica Brite White 459-58 or Nevamar Silver Alu Metalx MXT003.
- Tablet orders of 6 or more - any choice standard laminate colors.

Series Note:

For more Ojai models - see Benches and Occasional tables

COLORS / FINISHES

Wood Stain Finish Colors:

ERG offers transparent wood stain color choices for Ojai frames, base, legs, inset storage units and armcaps. Please refer to Colors & Finishes brochure for color representation.

Note: On-Line Tables receiving stain will color match the wood frame unless specified otherwise.

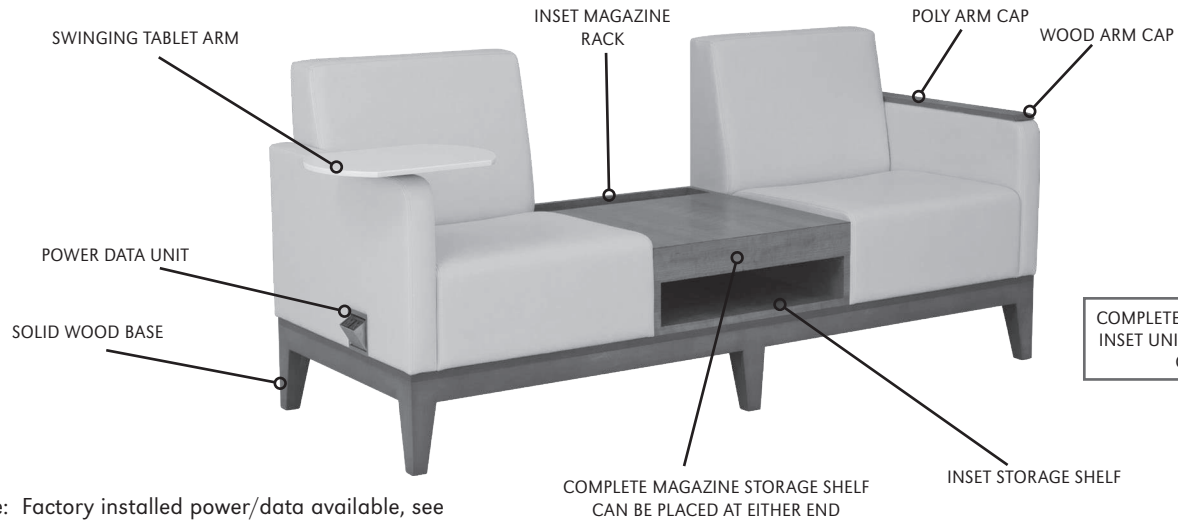
OPTIONS

- CODE: IMS - Inset Magazine and Storage Unit.
- CODE: FR - CAL 133 (TB 133) Fire Retardant.
- CODE: MB - Moisture Barrier.
- CODE: 2FO - Two Fabric Option.
- CODE: 3FO - Three Fabric Option.
- CODE: PAC - Polyurethane Arm Caps
- CODE: WAC - Wood Arm Caps.
- CODE: UFI - Upholstered Front, On-line Table.
- CODE: LTI - On-Line Table Full Veneer (sides & top)
- CODE: TAB() - Non-Removable Swivel Tablet (laminate shape A, B or C left or right arm)
- CODE: TABR1() - Removable Swivel Tablet (laminate shape A, B or C specify left or right arm)
- CODE: TABR2() - Removable Swivel Tablet (laminate shape A, B or C with opening for tablet on both arms)
- CODE: SST - Solid Surface Tablet Arm (add to Tablet option)
- CODE: GD - Ganging Brackets
- CODE: CO - Clean Out (overall width up to 50")
- CODE: CO1 - Clean Out (overall width over 50")
- CODE: LAM5 - Non-standard laminate for 5 or less tablets see options for upcharge
- CODE: SS5 - Non-standard Solid Surface top for 5 or less tablets

Note: Factory installed power/data available, see accessories section for details and pricing.

THE OJAI LOUNGE COLLECTION

...offers you the flexibility to create endless configurations.



Note: Factory installed power/data available, see accessories section for details and pricing.

MAKE YOUR OWN!

Additional Ojai Lounge configurations are possible by ganging units together as pictured below...



#3096
TWO SEAT LOUNGE



#3092 2 SEAT LOUNGE
W/ON-LINE END TABLE




#3098 2 SEAT BENCH
W/ON-LINE END TABLE

OPTIONS




TABLET RECEPTACLE



SWIVEL TABLET ARM



WOOD ARM CAP



POWER / DATA




STORAGE SHELF



INSET MAGAZINE
RACK



UPHOLSTERED FRONT



CLEAN OUT

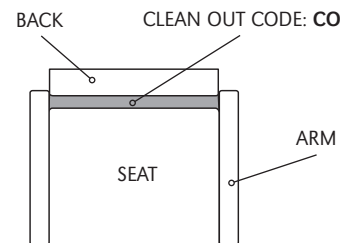


Diagram Specifies A Clean Out
Use CO for overall widths up to 50"
and CO1 for overall widths over 50"




OJAI BARIATRIC CHAIR

NOTE: Left or Right Arm is determined when seated on product.
Arms are factory installed.

DIMENSIONS	Arm Chair	Bariatric Chair	One Seat w/ Online Table	Ottoman
Seat Width:	22"	26"	22"	18"
Seat Depth:	20"	20"	20"	18"
Seat Height:	18"	18"	18"	18"
Arm Height:	25.5"	25.5"	25.5"	-
Back Height:	32.5"	32.5"	32.5"	-
Overall Width:	28"	32"	50"	18"
Overall Depth:	27"	27"	27"	18"
Qty./Wt.:	1 ea./75 lbs.	1 ea./95 lbs.	1 ea./110 lbs.	1 ea./25 lbs.

MODEL / DESCRIPTION / LIST PRICING



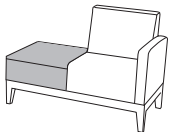
3011 Arm Chair COM Yardage: 5.75 Yds. / Back: 2 Yds / Seat: 1.25 Yds / Arms: 2.5 Yds

COM	GR1	GR2	GR3	GR4	GR5	GR6	GR7	GR8	GR9	GR10	LEA
\$1938	\$2073	\$2156	\$2242	\$2333	\$2425	\$2522	\$2624	\$2728	\$2837	\$2951	\$3488



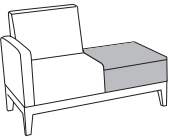
3089 Bariatric Chair COM Yardage: 6 Yds. / Back: 2 Yds / Seat: 1.5 Yds / Arms: 2.5 Yds

COM	GR1	GR2	GR3	GR4	GR5	GR6	GR7	GR8	GR9	GR10	LEA
\$2073	\$2218	\$2306	\$2399	\$2495	\$2594	\$2698	\$2806	\$2918	\$3036	\$3157	\$3731



3090 One-Seat Lounge w/ Left Hand Arm and On-Line Table COM Yardage: 4.75 Yds. / Back: 2 Yds / Seat: 1.25 Yds / Arms: 1.5 Yds

COM	GR1	GR2	GR3	GR4	GR5	GR6	GR7	GR8	GR9	GR10	LEA
\$2907	\$3111	\$3235	\$3365	\$3499	\$3638	\$3784	\$3936	\$4093	\$4256	\$4428	\$5233



3091 One-Seat Lounge w/ Right Hand Arm and On-Line Table COM Yardage: 4.75 Yds. Back: 2 Yds / Seat: 1.25 Yds / Arms: 1.5 Yds

COM	GR1	GR2	GR3	GR4	GR5	GR6	GR7	GR8	GR9	GR10	LEA
\$2907	\$3111	\$3235	\$3365	\$3499	\$3638	\$3784	\$3936	\$4093	\$4256	\$4428	\$5233



3088 Ottoman COM Yardage: 1.5 Yds. / Seat: 1.5 Yds

COM	GR1	GR2	GR3	GR4	GR5	GR6	GR7	GR8	GR9	GR10	LEA
\$1242	\$1329	\$1382	\$1437	\$1494	\$1554	\$1616	\$1681	\$1748	\$1818	\$1891	\$2236

TABLET SHAPES

Choose from 3 Tablet Shapes:

Tablets for all modular series are available in 3 shapes, choose from the three shapes shown and specify; A, B or C and left or right (outside tablet) when ordering. Example: TABF-(A) Left - this would be a fixed shape A tablet on the left side (when seated).

Optional Solid Surface available.

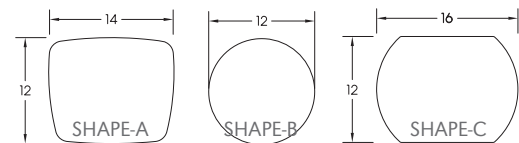
Tablet orders of 5 or less:

3 standard laminate colors:

Wilsonart Black 1595-60, Formica Brite White 459-58 or Nevamar Silver Alu Metalx MXT003.

4 standard Corian colors:

Bone, Bronzite, Glacier White, and Silver Grey.



OPTIONS

Add upcharge to list price and code to model number


FR	CAL 133 (TB 133) Fire Retardant per yard	\$90/yd.	GD	Ganging Brackets	\$52
MB	Moisture Barrier - per seat	\$125	TAB-()	Swivel Tablet (specify A, B or C, left or right arm)	\$395
2FO	Two Fabric Option	\$98	TABR1-()	Removable Tablet (specify A, B or C, left or right arm)	\$470
3FO	Three Fabric Option	\$148	TABR2-()	Removable Tablet (specify A, B or C both arm openings)	\$570
WAC	Wood Arm Cap	\$89 each	SST	Solid Surface Tablet Arm - add to tablet option	\$125
PAC	Poly Arm Cap - Standard Black/Charcoal	\$69 each	CO	Clean Out (overall width up to 50")	\$250
IMS	Complete Storage and Magazine Inset	\$480	CO1	Clean Out (overall width over 50")	\$385
UFI	Upholstered Front - On-Line Table	\$95	LAM5	Non-standard laminate (5 tablets or less)	\$250 ea. tablet
LTI	On-Line Table Full Veneer (sides & top)	\$250	SS5	Non-standard Solid Surface (5 tablets or less)	Call For Quote

DIMENSIONS	2 Seat w/ Outside Arms	2 Seat w/ Single Arm	2 Seat w/ Online Table
Seat Width:	22"	22"	22"
Seat Depth:	20"	20"	20"
Seat Height:	18"	18"	18"
Arm Height:	25.5"	25.5"	25.5"
Back Height:	32.5"	32.5"	32.5"
Overall Width:	50"	47"	72"
Overall Depth:	27"	27"	27"
Qty./Wt.:	1 ea./110 lbs.	1 ea./110 lbs.	1 ea./135 lbs.



OJAI TWO SEAT LOUNGE WITH OUTSIDE ARMS


MODEL / DESCRIPTION / LIST PRICING



3012 Two Seat Lounge with Outside Arms

COM Yardage: 9 Yds. / Back: 4 Yds / Seat: 2.5 Yds / Arms: 2.5 Yds


COM	GR1	GR2	GR3	GR4	GR5	GR6	GR7	GR8	GR9	GR10	LEA
\$2946	\$3152	\$3279	\$3410	\$3546	\$3687	\$3835	\$3988	\$4149	\$4314	\$4486	\$5303



3096 Two Seat Lounge with Left Hand Arm

COM Yardage: 8 Yds. / Back: 4 Yds / Seat: 2.5 Yds / Arms: 1.5 Yds

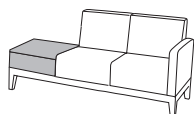
COM	GR1	GR2	GR3	GR4	GR5	GR6	GR7	GR8	GR9	GR10	LEA
\$2873	\$3074	\$3197	\$3325	\$3457	\$3596	\$3740	\$3889	\$4045	\$4206	\$4375	\$5171



3097 Two Seat Lounge with Right Hand Arm

COM Yardage: 8 Yds. / Back: 4 Yds / Seat: 2.5 Yds / Arms: 1.5 Yds

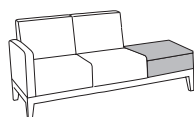
COM	GR1	GR2	GR3	GR4	GR5	GR6	GR7	GR8	GR9	GR10	LEA
\$2873	\$3074	\$3197	\$3325	\$3457	\$3596	\$3740	\$3889	\$4045	\$4206	\$4375	\$5171



3092 Two Seat Lounge w/ Left Hand Arm and On-Line Table

COM Yardage: 8 Yds. / Back: 4 Yds / Seat: 2.5 Yds / Arms: 1.5 Yds

COM	GR1	GR2	GR3	GR4	GR5	GR6	GR7	GR8	GR9	GR10	LEA
\$3891	\$4164	\$4331	\$4504	\$4684	\$4871	\$5065	\$5268	\$5479	\$5699	\$5926	\$7004



3093 Two Seat Lounge w/ Right Hand Arm and On-Line Table

COM Yardage: 8 Yds. / Back: 4 Yds / Seat: 2.5 Yds / Arms: 1.5 Yds

COM	GR1	GR2	GR3	GR4	GR5	GR6	GR7	GR8	GR9	GR10	LEA
\$3891	\$4164	\$4331	\$4504	\$4684	\$4871	\$5065	\$5268	\$5479	\$5699	\$5926	\$7004

NOTE: Left or Right Arm is determined when seated on product. Arms are factory installed.

OPTIONS

Add upcharge to list price and code to model number

FR	CAL 133 (TB 133) Fire Retardant per yard	\$90/yd.	GD	Ganging Brackets	\$52
MB	Moisture Barrier - per seat	\$125	TAB-()	Swivel Tablet (specify A, B or C, left or right arm)	\$395
2FO	Two Fabric Option	\$98	TABR1-()	Removable Tablet (specify A, B or C, left or right arm)	\$470
3FO	Three Fabric Option	\$148	TABR2-()	Removable Tablet (specify A, B or C both arm openings)	\$570
WAC	Wood Arm Cap	\$89 each	SST	Solid Surface Tablet Arm - add to tablet option	\$125
PAC	Poly Arm Cap - Standard Black/Charcoal	\$69 each	CO	Clean Out (overall width up to 50")	\$250
IMS	Complete Storage and Magazine Inset	\$480	CO1	Clean Out (overall width over 50")	\$385
UFI	Upholstered Front - On-Line Table	\$95	LAM5	Non-standard laminate (5 tablets or less)	\$250 ea. tablet
LTI	On-Line Table Full Veneer (sides & top)	\$250	SS5	Non-standard Solid Surface (5 tablets or less)	Call For Quote

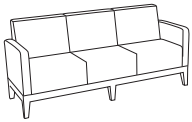
OJAI LOUNGE MODULAR PLATFORM SEATING

DIMENSIONS	3 Seat w/ Outside Arms	2 Arm Chairs w/ Open Platform	2 Seat, Outside Arms w/ Online Table	2 Arm Chairs w/ Online Table
Seat Width:	22"	22"	22"	22"
Seat Depth:	20"	20"	20"	20"
Seat Height:	18"	18"	18"	18"
Arm Height:	25.5"	25.5"	25.5"	25.5"
Back Height:	32.5"	32.5"	32.5"	32.5"
Overall Width:	72"	78"	72"	78"
Overall Depth:	27"	27"	27"	27"
Qty./Wt.:	1 ea./150 lbs.	1 ea./135 lbs.	1 ea./135 lbs.	1 ea./135 lbs.



OJAI LOUNGE WITH TWO ARM CHAIRS
AND ON LINE TABLE

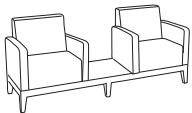
MODEL / DESCRIPTION / LIST PRICING



3013 Three Seat Lounge with 2 Outside Arms

COM Yardage: 12.25 Yds. / Back: 6 Yds / Seat: 3.75 Yds / Arms: 2.5 Yds

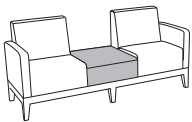
COM	GR1	GR2	GR3	GR4	GR5	GR6	GR7	GR8	GR9	GR10	LEA
\$4000	\$4280	\$4452	\$4629	\$4815	\$5007	\$5207	\$5415	\$5632	\$5858	\$6092	\$7201



3014 Lounge with 2 Arm Chairs and Open Platform Center

COM Yardage: 11.5 Yds. / Back: 4 Yds / Seat: 2.5 Yds / Arms: 5 Yds

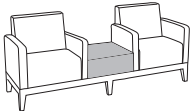
COM	GR1	GR2	GR3	GR4	GR5	GR6	GR7	GR8	GR9	GR10	LEA
\$4097	\$4384	\$4559	\$4742	\$4931	\$5128	\$5334	\$5547	\$5769	\$6000	\$6240	\$7375



3016 Two Seat Lounge - 2 Outside Arms and On-Line Table

COM Yardage: 9 Yds. / Back: 4 Yds / Seat: 2.5 Yds / Arms: 2.5 Yds

COM	GR1	GR2	GR3	GR4	GR5	GR6	GR7	GR8	GR9	GR10	LEA
\$4407	\$4714	\$4903	\$5099	\$5304	\$5515	\$5737	\$5966	\$6204	\$6453	\$6710	\$7932



3017 Lounge with 2 Armchairs and On-Line Table

COM Yardage: 11.5 Yds. / Back: 4 Yds / Seat: 2.5 Yds / Arms: 5 Yds

COM	GR1	GR2	GR3	GR4	GR5	GR6	GR7	GR8	GR9	GR10	LEA
\$4561	\$4880	\$5075	\$5278	\$5489	\$5709	\$5937	\$6175	\$6422	\$6678	\$6945	\$8210

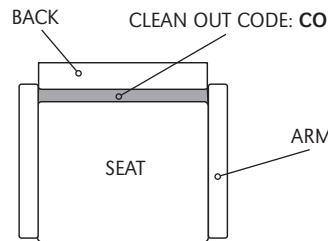


Diagram Specifies A Clean Out
Use **CO** for overall widths up to 50"
and **CO1** for overall widths over 50"

OPTIONS

Add upcharge to list price and code to model number


FR	CAL 133 (TB 133) Fire Retardant per yard	\$90/yd.	GD	Ganging Brackets	\$52
MB	Moisture Barrier - per seat	\$125	TAB-()	Swivel Tablet (specify A, B or C, left or right arm)	\$395
2FO	Two Fabric Option	\$98	TABR1-()	Removable Tablet (specify A, B or C, left or right arm)	\$470
3FO	Three Fabric Option	\$148	TABR2-()	Removable Tablet (specify A, B or C both arm openings)	\$570
WAC	Wood Arm Cap	\$89 each	SST	Solid Surface Tablet Arm - add to tablet option	\$125
PAC	Poly Arm Cap - Standard Black/Charcoal	\$69 each	CO	Clean Out (overall width up to 50")	\$250
IMS	Complete Storage and Magazine Inset	\$480	CO1	Clean Out (overall width over 50")	\$385
UFI	Upholstered Front - On-Line Table	\$95	LAM5	Non-standard laminate (5 tablets or less)	\$250 ea. tablet
LTI	On-Line Table Full Veneer (sides & top)	\$250	SS5	Non-standard Solid Surface (5 tablets or less)	Call For Quote

DIMENSIONS	Two Seat Three Arms	Three Seat Four Arms
Seat Width:	22"	22"
Seat Depth:	20"	20"
Seat Height:	18"	18"
Arm Height:	25.5"	25.5"
Back Height:	32.5"	32.5"
Overall Width:	53"	72"
Overall Depth:	27"	27"
Qty./Wt.:	1 ea./115 lbs.	1 ea./135 lbs.



OJAI TWO SEAT LOUNGE WITH INSIDE ARM

MODEL / DESCRIPTION / LIST PRICING

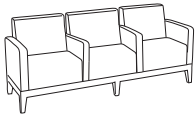


3094 Two-Seat Lounge with Outside Arms and one Inside Arm

COM Yardage: 10.5 Yds.

COM	GR1	GR2	GR3	GR4	GR5	GR6	GR7	GR8	GR9	GR10	LEA
\$3021	\$3233	\$3363	\$3497	\$3636	\$3782	\$3934	\$4091	\$4254	\$4424	\$4602	\$5439

COM Yardage (Optional three fabrics): Back: 4 Yds / Seat: 2.5 Yds / Arms: 3.75 Yds



3019 Three-Seat Lounge with Outside Arms and Inside Arms

COM Yardage: 15.5 Yds.

COM	GR1	GR2	GR3	GR4	GR5	GR6	GR7	GR8	GR9	GR10	LEA
\$4349	\$4653	\$4840	\$5034	\$5234	\$5443	\$5661	\$5888	\$6124	\$6369	\$6624	\$7828

COM Yardage (Optional three fabrics): Back: 6 Yds / Seat: 3.75 Yds / Arms: 5 Yds

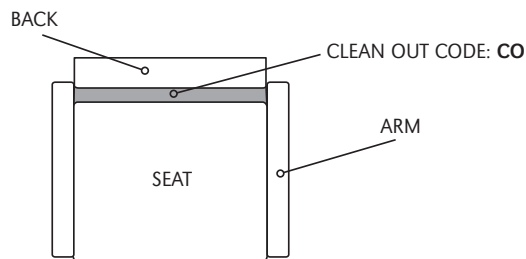


Diagram Specifies A Clean Out
Use **CO** for overall widths up to 50"
and **CO1** for overall widths over 50"

OPTIONS

Add upcharge to list price and code to model number

FR	CAL 133 (TB 133) Fire Retardant per yard	\$90/yd.
MB	Moisture Barrier on seat - per seat	\$95
2FO	Two fabric option	\$98
3FO	Three fabric option	\$148
WAC	Wood Arm Cap	\$89 each
PAC	Poly Arm Cap - Standard Black/Charcoal	\$69 each

GD	Ganging Brackets	\$52
TA	Swinging Tablet Arm	\$398
TAR	Receptacle Hardware for Swinging Tablet Arm	\$150 each
CO	Clean Out (overall width up to 50")	\$250
CO1	Clean Out (overall width over 50")	\$385

OJAI WOOD OCCASIONAL TABLE

The Ojai Occasional Table features a solid maple base platform. The body and top are wood veneer or laminate over wood core with decorative details of a hardwood multiply birch reveal.



OJAI COFFEE TABLE



OJAI RECTANGLE END TABLE


 BASE AND REVEAL
 DETAIL

ORDERING INFORMATION

- | | |
|--|---|
| 1) Series Name | 5) Table Body Material/Finish Selection |
| 2) Model Number | 6) Table Base Wood Finish |
| 3) Quantity | |
| 4) Table Top Material/Finish Selection | |

OJAI OCCASIONAL SPECIFICATIONS
Table

Table is CARB Phase I & Phase II compliant. Laminate wood veneer and phenolic backing are glued with water based adhesives. Custom sizes are available.

Table tops

ERG offers over 1000 standard laminate choices from Nevamar, Wilsonart, Formica and Pionite. Wood veneer in transparent stain colors and custom stain matching are also available. Solid Surface, 3Form Chroma and stone table tops will be quoted upon request.

Table Base

Base is solid maple with a 5/8 " hardwood multiply reveal in your choice of 16 standard colors.




Glides

Four black polyvinyl glides factory installed.

Series Note:

For Ojai seating - See Lounge Section.

MODEL / DESCRIPTION / LIST PRICING
OJAI OCCASIONAL TABLES

	Model Number	Model Description	Table Top Size	Table Height	TableTop Shape	Shipping Weight	LAMINATE	WOOD VENEER
	OJA2226	Occasional	22" x 26"	18"	rectangle	65 lbs.	\$1740	\$1923
	OJA2424	Occasional	24" x 24"	18"	square	65 lbs.	\$1706	\$1882
	OJA3030	Occasional	30" x 30"	18"	square	75 lbs.	\$1905	\$2078
	OJA3636	Occasional	36" x 36"	18"	square	95 lbs.	\$2055	\$2180
	OJA3060	Occasional	30" x 60"	18"	rectangle	95 lbs.	\$2187	\$2569

PARMA TABLES

Parma Tables offer style and versatility for an array of applications. The full laminate panel or metal leg versions provide the perfect solution for training, dining or multi-use areas.



PARMA LAMINATE (COUNTER HEIGHT) AND METAL (STANDARD HEIGHT) TABLES

ORDERING INFORMATION

- | | |
|-----------------------------|----------------------------------|
| 1) Series Name | 6) Powder Coat color (metal leg) |
| 2) Model Number | 7) Optional Items |
| 3) Size | |
| 4) Quantity | |
| 5) Laminate Selection & No. | |

PARMA SPECIFICATIONS

Laminate Panel

Parma panel tables feature a 3" thick wood frame covered on all sides with high pressure laminate. Table frame is CARB Phase I & Phase II Compliant. Laminate and phenolic backing are glued with water based adhesives. Tables 72" and over will have steel stretcher bars installed within the table top for added stability. The Parma table standard height is 29".

Metal

The Parma metal leg tables are constructed with a 3" thick wood frame table top in your choice of laminate. Square and angled legs are made of formed and welded 14-gauge, 0.75" x 1.5" rectangular steel tubing. The two legs are attached together with two welded steel tubing cross members. Frames are sandblasted and finished in your choice of standard powder coat colors. Parma metal leg tables are a standard height of 29".

Table Tops/Solid Surface

Solid Surface and Stone table tops will be quoted upon request.

Note: Some sizes and dimensions are approximate, if using an existing solid surface or other top, please call for exact specs before ordering.

Glides

Factory installed steel glides includes on all Parma tables.

Factory installed table top power/data available.
See Accessories Section for more details.

FINISHES

Table Tops/Panels - Laminate Selections

ERG offers over 1000 standard laminate choices from Nevamar, Wilsonart, Formica and Pionite.

Metal Table Legs

Finished in standard powder coat colors.

OPTIONS

- CODE: PRH36 - Counter height table top (36").
- CODE: PRH42 - Bar height table top (42").
- CODE: P2L - Two Contrasting Laminates.
- CODE: GRO2 - 3" Grommet (panel leg only).
- CODE: AD - Velcro Access Door (panel leg only - includes mouse hole).
- CODE: AH - Power/Data Access Hole (panel leg only).
- CODE: WM - Wire Management Trough (required for power/data on laminate panel tables).
- CODE: MMT01 - Wire Management Trough (required for power/data on metal leg tables).
- CODE: PCFC - Connecting Floor Crossbar for Angle legs.
- CODE: CAT - Almost Rectangle Table Top.
- CODE: SHP - Laminate Shelving (includes metal span support bars - available on panel leg only).

Note: Laminate shelf placement is 10" below table top underside.

construction note

PARMA features a steel frame under structure consisting of completely welded U-shape weldments for extra strength and stability.



Panel Bases

PARMA | METAL

RECTANGLE

Number	Size	Total Weight	List Price
PRM2460	24" X 60"	130	\$3136
PRM2472	24" X 72"	145	\$3194
PRM2484	24" X 84"	160	\$3571
PRM2496	24" X 96"	175	\$3714
PRM3060	30" X 60"	140	\$3217
PRM3072	30" X 72"	155	\$3342
PRM3084	30" X 84"	170	\$3708
PRM3096	30" X 96"	185	\$4074
PRM3660	36" X 60"	150	\$3299
PRM3672	36" X 72"	165	\$3497
PRM3684	36" X 84"	180	\$3851
PRM3696	36" X 96"	195	\$4470



PARMA METAL 30X84


Power/Data Note:

When ordering power/data, MMT01 must be ordered for metal leg tables.

PARMA | LAMINATE PANEL

RECTANGLE

Number	Size	Total Weight	List Price
PRML2460	24" X 60"	130	\$3308
PRML2472	24" X 72"	145	\$3365
PRML2484	24" X 84"	160	\$3743
PRML2496	24" X 96"	175	\$3886
PRML3060	30" X 60"	140	\$3388
PRML3072	30" X 72"	155	\$3514
PRML3084	30" X 84"	170	\$3880
PRML3096	30" X 96"	185	\$4247
PRML3660	36" X 60"	150	\$3469
PRML3672	36" X 72"	165	\$3670
PRML3684	36" X 84"	180	\$4023
PRML3696	36" X 96"	195	\$4641



PARMA PANEL TABLE 30X72


 PARMA BAR HEIGHT
 PANEL TABLE WITH
 OPTIONAL SHELING

Power/Data Notes: When ordering power/data for laminate panel tables, WM and AD must be ordered.

When two or more laminate panel tables will be joined, AH must be ordered to daisy chain power/data boxes.

OPTIONS

Add upcharge to list price and code to model number

PRH36	36" Counter Height	\$350
PRH42	42" Bar Height	\$425
SHP	Laminate Shelving (Laminate Panel Models Only)	\$565
P2L	Contrasting Two Laminates	\$250
GRO2	3" Grommet (for power/data)	\$58

AD	Velcro Access Door (for power/data)	\$310
AH	Access Hole (for power/data daisy chain)	\$47
WM	Wire Management Trough (for laminate panel)	\$350
MMT01	Wire Management Trough (for metal legs)	\$100
CAT	Almost Rectangle table top	add 25%

PARMA | METAL ANGLE LEGS

RECTANGLE

Number	Size	Total Weight	List Price
PRMA2460	24" X 60"	130	\$3136
PRMA2472	24" X 72"	145	\$3194
PRMA2484	24" X 84"	160	\$3571
PRMA2496	24" X 96"	175	\$3714
PRMA3060	30" X 60"	140	\$3217
PRMA3072	30" X 72"	155	\$3342
PRMA3084	30" X 84"	170	\$3708
PRMA3096	30" X 96"	185	\$4074
PRMA3660	36" X 60"	150	\$3299
PRMA3672	36" X 72"	165	\$3497
PRMA3684	36" X 84"	180	\$3851
PRMA3696	36" X 96"	195	\$4470



PARMA ANGLED METAL LEGS


 PARMA ANGLED METAL LEGS BAR HEIGHT WITH
 OPTIONAL CROSSBAR AND COVE POWER/DATA
 SHOWN WITH BENTON DEMI BACK STOOLS


PARMA ANGLED METAL LEGS PROFILE

Power/Data Note: When ordering power/data, MMT01 must be ordered for metal leg tables.

OPTIONS

Add upcharge to list price and code to model number

PRH36	36" Counter Height	\$350
PRH42	42" Bar Height	\$425
P2L	Contrasting Two Laminates	\$250
WM	Wire Management Trough (for power/data)	\$350

MMT01	Wire Management Trough (for metal legs)	\$100
PCFC	Connecting Floor Crossbar for Angle legs	\$450
CAT	Almost Rectangle table top	add 25%

HIGH PRESSURE
LAMINATES
LPS
available on Pento

PENTO SERIES

Pento chairs feature a one piece Beech wood shell available in transparent wood stain choices. Also available with many design and frame choices.

PENTO CHAIR SERIES SPECIFICATIONS



SIDE CHAIR



SIDE CHAIR WITH
UPHOLSTERED SEAT OPTION

ORDERING INFORMATION

To Order Please Specify:

- | | |
|-----------------------------------|---|
| 1) Series Name | 7) Fabric Grade & Number |
| 2) Model Number | 8) Optional Items |
| 3) Quantity | 9) Back Cutouts |
| 4) Wood Species | 10) Engraving |
| 5) Wood Stain Finish Color | 11) LPS (Laminate Plywood Seating) |
| 6) Frame Color or Polished Chrome | |

PENTO GENERAL SPECIFICATIONS

Shell

- Compound angle, .50" thick multiply Beech wood.
- Available in transparent wood stain colors with vertical running wood grain.

Upholstery


- Seat inserts can be finished in choice of fabric, vinyl, crypton, leather or approved COM.

Frame

- .75" diameter 14 gauge round steel tubing legs with adjustable glides (4-leg), or plastic glides (sled base).

Stacking

- 4-Leg chair, angled arm chair and Sled chair will stack 4 high on the floor and up to 6 high on a dolly.



ROUND



TRAPEZOID



SOLID



RECTILINEAR

COLORS / FINISHES

Wood Stain Finish Colors:

Standard wood stain colors.

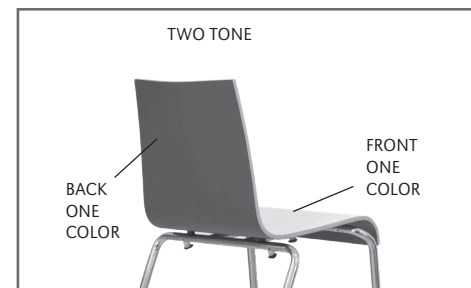
Frame Finish Colors:

Standard powder coat colors.

Optional polished chrome available with upcharge.

OPTIONS

- CODE: FR - CAL 133 (TB 133) Fire Retardant.
- CODE: MB - Moisture Barrier.
- CODE: TT - Two Tone Stain Colors (for solid, no hole back design only).
- CODE: RD - Round Hole Cutout Back Design.
TR - Trapezoid Hole Cutout Back Design.
RECT - Rectilinear Hole Cutout Back Design.
ENG - Laser Engraved Back Design.
- CODE: PC - Polished Chrome Frame Finish.
- CODE: LPS - Laminate Plywood Seating.
**Laminate seats (LPS) requires minimum 15 chair order
- CODE: HG - Hand Grip Cutout.



TWO TONE

BACK
ONE
COLOR

FRONT
ONE
COLOR

DIMENSIONS	Side Chair	Angle Arm Chair
Seat Width:	17.5"	17.5"
Seat Depth:	15"	15"
Seat Height:	17.5"	17.5"
Back Height:	32"	32"
Arm Height:	–	26"
Overall Width:	20.5"	22"
Overall Depth:	22"	22"
Qty./Wt. per carton:	3 ea./50 lbs.	3 ea./50 lbs.

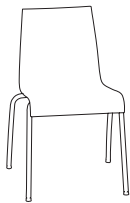


WOOD CHAIR



ANGLE ARM CHAIR

MODEL / DESCRIPTION / LIST PRICING



927 Wood Chair




Chair
\$514

927/SI Wood Chair - Upholstered Seat Insert

COM Yardage: 0.75 Yard

COM	GR1	GR2	GR3	GR4	GR5	GR6	GR7	GR8	GR9	GR10	LEA
\$662	\$707	\$736	\$765	\$796	\$828	\$861	\$896	\$932	\$969	\$1007	\$1190



928 Wood Chair with Angle Arms

Chair
\$731

928/SI Wood Chair with Angle Arms - Upholstered Seat Insert

COM Yardage: 0.75 Yard

COM	GR1	GR2	GR3	GR4	GR5	GR6	GR7	GR8	GR9	GR10	LEA
\$823	\$881	\$916	\$953	\$991	\$1030	\$1071	\$1114	\$1159	\$1206	\$1254	\$1481

Laser Engraving



LASER ENGRAVING – FRONT OR BACK

Back Cutouts



MARTINI DBC6

OPTIONS

Add upcharge to list price and code to model number

FR	CAL 133 (TB 133) Fire Retardant per yard.	\$90/yd.
MB	Moisture Barrier - Per Seat	\$68
TT	Two Tone Wood Stain Colors	\$42
RD	Round Hole Cutout Back Design	\$75
TR	Trapezoid Hole Cutout Back Design	\$75
RECT	Rectilinear Hole Cutout Back Design	\$75

ENG	Laser Engraving Back Design*	\$85
PC	Polished Chrome Finish - 4-Leg Chair or Sled	\$38
LPS	Laminate Plywood Seating**	Call
#196	Stacking Chair Dolly	\$483
HG	Hand Grip Cutout	\$75

*One time setup fee of \$245. Minimum 12 chairs (of same design and series)

**Laminate seats (LPS) requires minimum 15 chair order

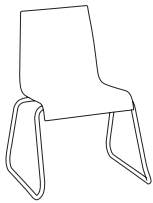
NOTE: Polished chrome not available on angle arm frame
(models 928 & 928/SI)

DIMENSIONS	Sled Base Chair
Seat Width:	17.5"
Seat Depth:	15"
Seat Height:	17.5"
Back Height:	32"
Arm Height:	N/A
Overall Width:	22"
Overall Depth:	22"
Qty./Wt. per carton:	3 ea./50 lbs.



SLED BASE CHAIR

MODEL / DESCRIPTION / LIST PRICING



933 Sled Base Chair

Chair

\$554

933/SI Sled Base Chair - Upholstered Seat Insert

COM Yardage: 0.75 Yard

COM	GR1	GR2	GR3	GR4	GR5	GR6	GR7	GR8	GR9	GR10	LEA
\$701	\$750	\$780	\$811	\$844	\$877	\$912	\$949	\$986	\$1027	\$1067	\$1261

OPTIONS

Add upcharge to list price and code to model number

FR	CAL 133 (TB 133) Fire Retardant per yard.	\$90/yd.
MB	Moisture Barrier - Per Seat	\$68
TT	Two Tone Wood Stain Colors	\$42
RD	Round Hole Cutout Back Design	\$75
TR	Trapezoid Hole Cutout Back Design	\$75
RECT	Rectilinear Hole Cutout Back Design	\$75

ENG	Laser Engraving Back Design*	\$85
PC	Polished Chrome Finish - 4-Leg Chair or Sled	\$38
LPS	Laminate Plywood Seating**	Call
#196	Stacking Chair Dolly	\$483
HG	Hand Grip Cutout	\$75

*One time setup fee of \$245. Minimum 12 chairs (of same design and series)

**Laminate seats (LPS) requires minimum 15 chair order

PENTO STOOL

Pento demi or tall back stools feature a one piece Beech wood shell available in transparent wood stain choices. Also available with many design choices.

**HIGH PRESSURE
LAMINATES
LPS**
available on Pento



DEMI BACK
WITH UPHOLSTERED SEAT INSERT



BAR STOOL WITH OPTIONAL POLISHED
CHROME FRAME

ORDERING INFORMATION

To Order Please Specify:

- | | |
|----------------------------|---|
| 1) Series Name | 7) Fabric Grade & Number |
| 2) Model Number | 8) Optional Items |
| 3) Quantity | 9) Back Cutouts |
| 4) Wood Species | 10) Engraving |
| 5) Wood Stain Finish Color | 11) LPS (Laminate Plywood Seating) |
| 6) Frame Color | |

PENTO STOOL GENERAL SPECIFICATIONS

Shell

- Compound angle, .50" thick multiply Beech wood in full or demi back.
- Available in transparent wood stain colors with vertical running wood grain.

Upholstery

- Upholstered seat inserts can be finished in choice of fabric, vinyl, crypton, leather or approved COM.

Frame

- .75" diameter 14 gauge round steel tubing legs with adjustable glides.

Stacking

- 4-leg stool stacks 3 high on the floor.

COLORS / FINISHES

Wood Stain Finish Colors:

Standard wood stain colors.

Frame Finish Colors:

Standard powder coat colors.


Optional polished chrome available with upcharge.

OPTIONS

- CODE: FR - CAL 133 (TB 133) Fire Retardant.
- CODE: MB - Moisture Barrier.
- CODE: TT - Two Tone Stain Colors (for solid, no hole back design only).
- CODE: LPS - Laminate Ply Seat.
Laminate seats (LPS) requires minimum 15 chair order
- CODE: CH - Counter Height (24" seat height)
- CODE: SH - Specialty Height (any custom height)
- CODE: RD - Round Hole Cutout Back Design.
TR - Trapezoid Hole Cutout Back Design.
RECT - Rectilinear Hole Cutout Back Design.
ENG - Laser Engraved Back Design.
- CODE: PC - Polished Chrome Frame Finish.
- CODE: HG - Hand Grip Cutout.



SOLID BACK



ROUND CUTOUTS



TRAPEZOID CUTOUTS



RECTILINEAR CUTOUTS

DIMENSIONS	Demi Back Stool	Tall Back Stool
Seat Width:	17.5"	17.5"
Seat Depth:	15"	15"
Seat Height:	30"	30"
Back Height:	38"	43.5"
Overall Width:	22"	22"
Overall Depth:	24"	24"
Qty./Wt. per carton:	2 ea./30 lbs.	2 ea./35 lbs.


 BAR STOOL WITH OPTIONAL
 POLISHED CHROME FRAME

MODEL / DESCRIPTION / LIST PRICING

937 Tall Back Bar Stool

 Chair
 \$703

937/SI Tall Back Bar Stool - Upholstered Seat Insert

COM Yardage: 0.75 Yard

COM	GR1	GR2	GR3	GR4	GR5	GR6	GR7	GR8	GR9	GR10	LEA
\$788	\$844	\$877	\$912	\$949	\$988	\$1027	\$1067	\$1111	\$1154	\$1201	\$1419


935 Demi Back Bar Stool

 Chair
 \$770

935/SI Demi Back Bar Stool - Upholstered Seat Insert

COM Yardage: 0.75 Yard

COM	GR1	GR2	GR3	GR4	GR5	GR6	GR7	GR8	GR9	GR10	LEA
\$855	\$915	\$952	\$990	\$1029	\$1070	\$1113	\$1158	\$1203	\$1252	\$1303	\$1539

935/U Demi Back Bar Stool - Fully Upholstered

COM Yardage: 1.25 Yard

COM	GR1	GR2	GR3	GR4	GR5	GR6	GR7	GR8	GR9	GR10	LEA
\$895	\$958	\$996	\$1036	\$1077	\$1121	\$1165	\$1212	\$1260	\$1310	\$1363	\$1611

Laser Engraving


LASER ENGRAVING - FRONT OR BACK

Back Cutouts


MARTINI DBC6

OPTIONS

Add upcharge to list price and code to model number

FR	CAL 133 (TB 133) Fire Retardant per yard.	\$90/yd.
MB	Moisture Barrier - Per Seat	\$68
TT	Two Tone Wood Stain Colors	\$42
CH	Counter Height (24" seat height)	\$28
SH	Specialty Height (any custom height)	\$28
RD	Round Hole Cutout Back Design	\$75

TR	Trapezoid Hole Cutout Back Design	\$75
RECT	Rectilinear Hole Cutout Back Design	\$75
ENG	Laser Engraving Back Design*	\$85
PC	Polished Chrome Finish - Bar Stool	\$58
LPS	Laminate Ply Seat**	CALL
HG	Hand Grip Cutout	\$75

*One time setup fee of \$245. Minimum 12 chairs (of same design and series)

**Laminate seats (LPS) requires minimum 15 chair order

PERRY LOUNGE

The Perry Lounge features a stylish design with fully welded .875" diameter steel tube legs and lower frame.



PERRY SINGLE SEAT LOUNGE WITH TABLET
ARM OPTION AND TWO CASTERS



PERRY TWO SEAT LOUNGE
STANDARD W/ POWDER COATED LEGS

ORDERING INFORMATION

To Order Please Specify:

- | | |
|-----------------|---------------------------|
| 1) Series Name | 4) Metal Leg Finish Color |
| 2) Model Number | 5) Fabric Grade & Number |
| 3) Quantity | 6) Optional Items |

PERRY GENERAL SPECIFICATIONS

Seat and Back Frame Construction

Frame assembly is constructed of multi-ply hardwood, with tongue and groove construction. All foam is fully bonded to frame. Seat cushions are 5" graded high resiliency (H.R.) block foam, covered entirely with special bonded polyester fiber to protect final upholstery. No sag-springs are installed in seat & back along with interlocking helicoil springs to prevent sagging and provide additional lower back and seat support.

Upholstery

Seat and back are covered in choice of fabric, vinyl, crypton, leather or COM. ERG uses only water based glues and adhesives in our upholstery process. Contrasting fabrics are available.

Metal Legs/Frame

Frames are made of .875" diameter, 14-gauge steel tubing with hand brazed welds. Frames available in lounge chair, two and three seat lounge sofas.

Glides

All frames come with factory installed self leveling steel glides.

Arm Caps

Optional Maple wood arm caps.

COLORS / FINISHES

Metal Legs Finish Colors:

Standard powder coat colors

OPTIONS

- CODE: FR - CAL 133 (TB 133) Fire Retardant.
- CODE: MB - Moisture Barrier.
- CODE: CAS3 - 3" Casters.
- CODE: TAB() - Non-Removable Swivel Tablet (laminates shape A, B or C left or right arm)
- CODE: TABR1() - Removable Swivel Tablet (laminates shape A, B or C specify left or right arm)
- CODE: TABR2() - Removable Swivel Tablet (laminates shape A, B or C with opening for tablet on both arms)
- CODE: SST - Solid Surface Tablet Arm (add to Tablet option)
- CODE: 2FO - Two Fabric Option.
- CODE: 3FO - Three Fabric Option.
- CODE: AHG - Metal Hand Grip.
- CODE: WAC - Wood Arm Caps.
- CODE: LAM5 - Non-standard laminate for 5 or less tablets see options for upcharge
- CODE: SS5 - Non-standard Solid Surface top for 5 or less tablets

Note:

- Tablet orders of 5 or less - choice of 3 standard laminate colors: Wilsonart Black 1595-60, Formica Brite White 459-58 and Nevamar Silver Alu Metalx MXT003.
- Tablet orders of 6 or more - any choice standard laminate colors.



BACK VIEW SHOWN WITH REAR HANDLE



WOOD ARM CAPS



4" CASTERS



SOLID SURFACE TABLET
OPTION

DIMENSIONS	Single Seat	Two Seat	Three Seat
Seat Width:	19.5"	43"	66"
Seat Depth:	21"	21"	21"
Seat Height:	18.5"	18.5"	18.5"
Arm Height:	26.5"	26.5"	26.5"
Back Height:	33.5"	33.5"	33.5"
Overall Width:	25.5"	49"	72.5"
Overall Depth:	28"	28"	28"
Qty./Wt.:	1 ea./58 lbs.	1 ea./89 lbs.	1 ea./135 lbs.



PERRY SINGLE SEAT LOUNGE WITH 4 CASTERS

MODEL / DESCRIPTION / LIST PRICING



3280 Single Seat Lounge - fully upholstered

COM Yardage: 5.75 Yds. / Back: 2 Yds. / Seat: 1.25 Yds. / Arms: 2.5 Yds.


COM	GR1	GR2	GR3	GR4	GR5	GR6	GR7	GR8	GR9	GR10	LEA
\$1863	\$1993	\$2072	\$2155	\$2241	\$2330	\$2424	\$2520	\$2621	\$2726	\$2836	\$3352



3282 Two Seat Lounge - fully upholstered

COM Yardage: 7.25 Yds. / Back: 3 Yds. / Seat: 1.75 Yds. / Arms: 2.5 Yds.

COM	GR1	GR2	GR3	GR4	GR5	GR6	GR7	GR8	GR9	GR10	LEA
\$2563	\$2741	\$2851	\$2965	\$3084	\$3208	\$3335	\$3468	\$3608	\$3753	\$3902	\$4613



3284 Three Seat Lounge - fully upholstered

COM Yardage: 9 Yds. / Back: 4 Yds. / Seat: 2.5 Yds. / Arms: 2.5 Yds.

COM	GR1	GR2	GR3	GR4	GR5	GR6	GR7	GR8	GR9	GR10	LEA
\$3380	\$3617	\$3762	\$3911	\$4068	\$4230	\$4399	\$4575	\$4759	\$4949	\$5147	\$6083

TABLET SHAPES

Choose from 3 Tablet Shapes:

Tablets for all modular series are available in 3 shapes, choose from the three shapes shown and specify; A, B or C and left or right (outside tablet) when ordering. Example: TABF-(A) Left - this would be a fixed shape A tablet on the left side (when seated).

Optional Solid Surface available.

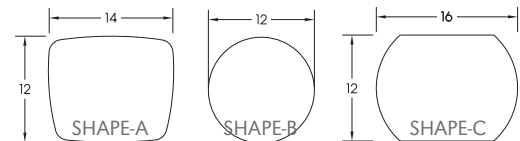
Tablet orders of 5 or less:

3 standard laminate colors:

Wilsonart Black 1595-60, Formica Brite White 459-58 or Nevamar Silver Alu Metalx MXT003.

4 standard Corian colors:

Bone, Bronzite, Glacier White, and Silver Grey.



OPTIONS

Add upcharge to list price and code to model number

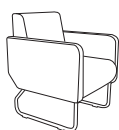
FR	CAL 133 (TB 133) Fire Retardant per yard	\$90/yd.
MB	Moisture Barrier - per seat	\$125
CAS3	3" Casters	\$25 ea.
TAB-()	Swivel Tablet (specify A, B or C, left or right arm)	\$395
TABR1-()	Removable Tablet (specify A, B or C, left or right arm)	\$470
TABR2-()	Removable Tablet (specify A, B or C both arm openings)	\$570

SST	Solid Surface Tablet Arm - add to tablet option	\$125
2FO	Two Fabric Option	\$98
3FO	Three Fabric Option	\$148
AHG	Metal Hand Grip - per seat	\$150
WAC	Wood Arm Caps - pair	\$152
LAM5	Non-standard laminate (5 tablets or less)	\$250 ea. tablet

DIMENSIONS	Single Seat	Two Seat	Three Seat
Seat Width:	19.5"	43"	66"
Seat Depth:	21"	21"	21"
Seat Height:	18.5"	18.5"	18.5"
Arm Height:	26.5"	26.5"	26.5"
Back Height:	33.5"	33.5"	33.5"
Overall Width:	25.5"	49"	72.5"
Overall Depth:	28"	28"	28"
Qty./Wt.:	1 ea./58 lbs.	1 ea./89 lbs.	1 ea./135 lbs.




PERRY SINGLE SEAT SLED BASE LOUNGE

MODEL / DESCRIPTION / LIST PRICING

3281 Single Seat Sled Base Lounge - fully upholstered

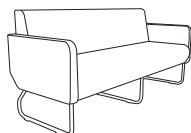
COM Yardage: 5.75 Yds. / Back: 2 Yds. / Seat: 1.25 Yds. / Arms: 2.5 Yds.

COM	GR1	GR2	GR3	GR4	GR5	GR6	GR7	GR8	GR9	GR10	LEA
\$1916	\$2051	\$2133	\$2218	\$2308	\$2399	\$2495	\$2595	\$2700	\$2808	\$2920	\$3450


3283 Two Seat Sled Base Lounge - fully upholstered

COM Yardage: 7.25 Yds. / Back: 3 Yds. / Seat: 1.75 Yds. / Arms: 2.5 Yds.

COM	GR1	GR2	GR3	GR4	GR5	GR6	GR7	GR8	GR9	GR10	LEA
\$2617	\$2800	\$2912	\$3028	\$3150	\$3277	\$3407	\$3544	\$3685	\$3832	\$3986	\$4711


3285 Three Seat Sled Base Lounge - fully upholstered

COM Yardage: 9 Yds. / Back: 4 Yds. / Seat: 2.5 Yds. / Arms: 2.5 Yds.

COM	GR1	GR2	GR3	GR4	GR5	GR6	GR7	GR8	GR9	GR10	LEA
\$3435	\$3674	\$3823	\$3975	\$4133	\$4299	\$4470	\$4650	\$4836	\$5029	\$5231	\$6181

TABLET SHAPES
Choose from 3 Tablet Shapes:

Tablets for all modular series are available in 3 shapes, choose from the three shapes shown and specify; A, B or C and left or right (outside tablet) when ordering. Example: TABF-(A) Left - this would be a fixed shape A tablet on the left side (when seated).

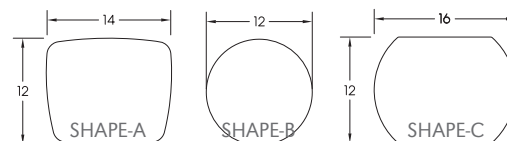
Optional Solid Surface available.

Tablet orders of 5 or less:
3 standard laminate colors:

Wilsonart Black 1595-60, Formica Brite White 459-58 or Nevamar Silver Alu Metalx MXT003.

4 standard Corian colors:

Bone, Bronzite, Glacier White, and Silver Grey.


OPTIONS

Add upcharge to list price and code to model number

FR	CAL 133 (TB 133) Fire Retardant per yard	\$90/yd.
MB	Moisture Barrier - per seat	\$125
CAS3	3" Casters	\$25 ea.
TAB-()	Swivel Tablet (specify A, B or C, left or right arm)	\$395
TABR1-()	Removable Tablet (specify A, B or C, left or right arm)	\$470
TABR2-()	Removable Tablet (specify A, B or C both arm openings)	\$570

SST	Solid Surface Tablet Arm - add to tablet option	\$125
2FO	Two Fabric Option	\$98
3FO	Three Fabric Option	\$148
AHG	Metal Hand Grip - per seat	\$150
WAC	Wood Arm Caps - pair	\$152
LAM5	Non-standard laminate (5 tablets or less)	\$250 ea. tablet

PISA TABLES

Pisa Tables offer style and versatility for an array of applications. The complete square steel tube apron and legs provide the perfect solution for training, dining or multi-use areas.



SQUARE TABLE



RECTANGLE TABLE WITH
OPTIONAL POWER / DATA

ORDERING INFORMATION

- | | |
|-----------------|-------------------------------|
| 1) Series Name | 5) Frame Color |
| 2) Model Number | 6) Laminate Selection and No. |
| 3) Size | 7) Edge Style Code and Color |
| 4) Quantity | 8) Optional Items |

PISA SPECIFICATIONS

Pisa Table Base

- | | |
|---------------------|---|
| Table Height | Cafe table height is 29" to 30" depending on table top material or substrate specified. Bar height is 42". |
| Legs/Apron | The Pisa legs & apron is made with 2", 14 gauge square steel tubing. |
| Glides | Factory installed 1.25" industrial strength adjustable poly steel glides are standard. |
| Assembly | Apron mounts to top with 1/4-20 x 1" machine screws into metal inserts; no wood screws are used. Legs are attached to the apron with 3/8-16 bolts. Shipped K-D. |

Table Tops

Table top core is CARB Compliant 1.25" particle board. Laminate and phenolic backing are glued with water based adhesives.

FINISHES

Table Leg Finish

Pisa table legs and apron are available in all standard powder coat colors or optional polished chrome.

Laminate/Veneer Selections

ERG offers over 1000 standard laminate choices from Nevamar, Wilsonart, Formica and Pionite. Wood veneer is available in transparent stain colors - custom stain matching available.

Edge Selection

ERG offers a wide variety of table top edge materials including PVC, wood, aluminum and resin/urethane. Refer to "Table Edges and Profiles" on the website.

NOTE: Urethane/Resin edges are only available for certain sizes, please call for availability.

OPTIONS

- CODE: PCPSA - Polished Chrome Legs/Frame (Call for Quote)
- CODE: STH - Special Table Height (any table height other than 29" or 42")
- CODE: CH - Counter Table Height - 36"
- CODE: CAT - Almost Rectangle Table Top.

Factory installed table top power/data available.
See Accessories Section for more details.

Note: Pisa tables are shipped K-D

MODEL / DESCRIPTION / LIST PRICING
PISA | SQUARE | CAFE HEIGHT - 29"

SQUARE

Model Number	Table Top Size	Shpg. Wght	Number of Legs	LAMINATE TOP ASSORTED EDGES							VENEER TOP	
				GRP 1	GRP 2	GRP 3	GRP 4	GRP 5	GRP 6	GRP 7	GRP 8	GRP 9
PSA36S	36 X 36	67	4	N/A	\$1231	\$1337	\$1429	\$1612	\$1764	\$1947	\$3028	\$3636
PSA42S	42 X 42	90	4	N/A	\$1403	\$1538	\$1654	\$1885	\$2078	\$2309	\$3492	\$4141
PSA48S	48 X 48	107	4	N/A	\$1610	\$1799	\$1961	\$2285	\$2555	\$2879	\$4109	\$4741

PISA | SQUARE | BAR HEIGHT - 42"

SQUARE

Model Number	Table Top Size	Shpg. Wght	Number of Legs	LAMINATE TOP ASSORTED EDGES							VENEER TOP	
				GRP 1	GRP 2	GRP 3	GRP 4	GRP 5	GRP 6	GRP 7	GRP 8	GRP 9
PSAH36S	36 X 36	82	4	N/A	\$1451	\$1557	\$1649	\$1832	\$1984	\$2167	\$3512	\$4291
PSAH42S	42 X 42	105	4	N/A	\$1623	\$1758	\$1874	\$2105	\$2298	\$2529	\$3976	\$4797
PSAH48S	48 X 48	122	4	N/A	\$1830	\$2019	\$2181	\$2505	\$2775	\$3099	\$4593	\$5396




SQUARE TABLE

OPTIONS

Add upcharge to list price and code to model number

PCPSA	Polished Chrome - Call for Quote	CALL	STH	Special Table Height, other than 29" or 42"	\$200
-------	----------------------------------	------	-----	---	-------

MODEL / DESCRIPTION / LIST PRICING
PISA | RECTANGLE | CAFE HEIGHT - 29"

	Model Number	Table Top Size	Shpg. Wght	Number of Legs	LAMINATE TOP ASSORTED EDGES							VENEER TOP	
					GRP 1	GRP 2	GRP 3	GRP 4	GRP 5	GRP 6	GRP 7	GRP 8	GRP 9
 RECTANGLE	PSA2448	24 X 48	70	4	N/A	\$1226	\$1336	\$1431	\$1620	\$1777	\$1965	\$3029	\$3622
	PSA2460	24 X 60	79	4	N/A	\$1265	\$1389	\$1494	\$1705	\$1880	\$2092	\$3153	\$3735
	PSA2472	24 X 72	88	4	N/A	\$1401	\$1537	\$1654	\$1887	\$2081	\$2314	\$3489	\$4133
	PSA2484	24 X 84	97	4	N/A	\$1507	\$1663	\$1797	\$2063	\$2286	\$2553	\$3784	\$4446
	PSA2496	24 X 96	106	4	N/A	\$1595	\$1764	\$1909	\$2197	\$2438	\$2727	\$4014	\$4702
	PSA3048	30 X 48	79	4	N/A	\$1318	\$1442	\$1549	\$1763	\$1940	\$2154	\$3273	\$3890
	PSA3060	30 X 60	90	4	N/A	\$1366	\$1505	\$1625	\$1866	\$2067	\$2306	\$3424	\$4026
	PSA3072	30 X 72	102	4	N/A	\$1509	\$1664	\$1799	\$2066	\$2288	\$2555	\$3787	\$4448
	PSA3084	30 X 84	113	4	N/A	\$1624	\$1802	\$1955	\$2261	\$2516	\$2821	\$4107	\$4785
	PSA3096	30 X 96	124	4	N/A	\$1719	\$1913	\$2080	\$2412	\$2689	\$3023	\$4364	\$5064
	PSA3648	36 X 48	88	4	N/A	\$1419	\$1562	\$1684	\$1927	\$2131	\$2375	\$3550	\$4188
	PSA3660	36 X 60	102	4	N/A	\$1523	\$1684	\$1821	\$2097	\$2326	\$2602	\$3832	\$4490
	PSA3672	36 X 72	115	4	N/A	\$1626	\$1805	\$1959	\$2266	\$2522	\$2830	\$4116	\$4793
	PSA3684	36 X 84	129	4	N/A	\$1797	\$2002	\$2177	\$2528	\$2820	\$3170	\$4568	\$5296
	PSA3696	36 X 96	142	4	N/A	\$1853	\$2076	\$2267	\$2649	\$2967	\$3350	\$4746	\$5455

PISA | RECTANGLE | BAR HEIGHT - 42"

	Model Number	Table Top Size	Shpg. Wght	Number of Legs	LAMINATE TOP ASSORTED EDGES							VENEER TOP	
					GRP 1	GRP 2	GRP 3	GRP 4	GRP 5	GRP 6	GRP 7	GRP 8	GRP 9
 RECTANGLE	PSAH2460	24 X 60	79	4	N/A	\$1505	\$1628	\$1734	\$1945	\$2120	\$2332	\$3681	\$4449
	PSAH2472	24 X 72	88	4	N/A	\$1640	\$1777	\$1893	\$2127	\$2321	\$2554	\$4017	\$4848
	PSAH2484	24 X 84	97	4	N/A	\$1747	\$1903	\$2037	\$2303	\$2526	\$2793	\$4312	\$5161
	PSAH2496	24 X 96	106	4	N/A	\$1834	\$2003	\$2148	\$2437	\$2678	\$2967	\$4542	\$5416
	PSAH3060	30 X 60	90	4	N/A	\$1606	\$1745	\$1865	\$2106	\$2306	\$2546	\$3951	\$4742
	PSAH3072	30 X 72	102	4	N/A	\$1748	\$1904	\$2038	\$2305	\$2528	\$2795	\$4314	\$5163
	PSAH3084	30 X 84	113	4	N/A	\$1864	\$2042	\$2195	\$2500	\$2756	\$3061	\$4635	\$5500
	PSAH3096	30 X 96	124	4	N/A	\$1959	\$2153	\$2320	\$2652	\$2929	\$3262	\$4892	\$5779
	PSAH3660	36 X 60	102	4	N/A	\$1763	\$1924	\$2061	\$2337	\$2566	\$2842	\$4360	\$5205
	PSAH3672	36 X 72	115	4	N/A	\$1866	\$2045	\$2199	\$2506	\$2762	\$3069	\$4643	\$5507
	PSAH3684	36 X 84	129	4	N/A	\$2109	\$2314	\$2488	\$2839	\$3132	\$3481	\$5254	\$6225
	PSAH3696	36 X 96	142	4	N/A	\$2165	\$2388	\$2579	\$2960	\$3279	\$3661	\$5431	\$6384

OPTIONS


Add upcharge to list price and code to model number

PCPSA	Polished Chrome - Call for Quote	CALL	CH	Counter Table Height - 36"	\$200
STH	Special Table Height, other than 29" or 42"	\$200			

MODEL / DESCRIPTION / LIST PRICING
PISA | CONFERENCE | CAFE HEIGHT - 29"

	Model Number	Table Top Size	Shpg. Wght	Number of Legs	LAMINATE TOP ASSORTED EDGES							VENEER TOP	
					GRP 1	GRP 2	GRP 3	GRP 4	GRP 5	GRP 6	GRP 7	GRP 8	GRP 9
 RECTANGLE	PSA4272	42 X 72	129	4	N/A	\$2485	\$2787	\$3047	\$3564	\$3997	\$4515	\$6374	\$7315
	PSA4296	42 X 96	160	4	N/A	\$2636	\$2981	\$3277	\$3867	\$4360	\$4951	\$6833	\$7752
	PSA4872	48 X 72	142	4	N/A	\$2538	\$2857	\$3132	\$3679	\$4137	\$4684	\$6541	\$7465
	PSA4896	48 X 96	178	4	N/A	\$2896	\$3265	\$3580	\$4210	\$4735	\$5365	\$7475	\$8522
	PSA48120	48 X 120	214	6	N/A	\$3616	\$4031	\$4387	\$5099	\$5693	\$6405	\$9201	\$10649
	PSA48144	48 X 144	250	6	N/A	\$4047	\$4510	\$4907	\$5702	\$6363	\$7158	\$10293	\$11920

PISA | CONFERENCE | BAR HEIGHT - 42"

	Model Number	Table Top Size	Shpg. Wght	Number of Legs	LAMINATE TOP ASSORTED EDGES							VENEER TOP	
					GRP 1	GRP 2	GRP 3	GRP 4	GRP 5	GRP 6	GRP 7	GRP 8	GRP 9
 RECTANGLE	PSAH4272	42 X 72	129	4	N/A	\$2821	\$3123	\$3382	\$3900	\$4333	\$4851	\$7112	\$8315
	PSAH4296	42 X 96	160	4	N/A	\$2971	\$3317	\$3612	\$4203	\$4696	\$5287	\$7572	\$8753
	PSAH4872	48 X 72	142	4	N/A	\$2873	\$3193	\$3467	\$4014	\$4472	\$5019	\$7280	\$8465
	PSAH4896	48 X 96	178	4	N/A	\$3280	\$3648	\$3963	\$4593	\$5119	\$5749	\$8319	\$9665


 48 X 120 CONFERENCE TABLE WITH
 OPTIONAL POWER / DATA UNITS

OPTIONS

Add upcharge to list price and code to model number

PCPSA	Polished Chrome - Call for Quote	CALL	CH	Counter Table Height - 36"	\$200
STH	Special Table Height, other than 29" or 42"	\$200	CAT	Almost Rectangle table top	add 25%



POST TABLE OF CONTENTS

Post Cafe	2
Post Training	4
Post Conference	6
Post Jr.	8



STANDARD ROUND POST LEG



SQUARE POST LEG

ORDERING INFORMATION

- | | |
|-------------------------------|-------------------------------|
| 1) Series Name | 7) Edge Style Code and Color |
| 2) Model Number | 8) Round or Square Leg Column |
| 3) Size | 9) Wood Stain Color |
| 4) Quantity | 10) Optional Items |
| 5) Leg Powder Coat Color | |
| 6) Laminate Selection and No. | |

POST-ROXBY SPECIFICATIONS

Post Base

Table Height	Table height is 29" to 30" depending on table top specified.
Legs	The Post leg is made with 2", 14 gauge round or square steel tubing.
Plate	2" x 4" or 8" x 8" stamped metal plate.
Glides	Factory installed 1.25" industrial strength adjustable poly steel glides are standard.
Assembly	Post base is a completely welded one piece base, no tie-rod assembly. The top plate is welded to the vertical column. Base mounts to tabletop with ¼-20 x 1" machine screws into metal inserts in top; NO WOOD SCREWS ARE USED.

Table Tops

Table top core is CARB Compliant 1.25" particle board. Laminate and phenolic backing are glued with water based adhesives.

Easy-Fold Mechanism

Lightweight, heavy-duty, and very easy to operate. On folding models, lightweight designer-styled mechanism offers soft visual aesthetics ("non-industrial look"), consists of a nylon injection molded housing, cast aluminum pivot and metal locking slider. Rigid, taper locking design is activated by single lever that also locks in folded position. Legs fold flat and can be stored horizontally. ANSI/BIFMA tested. Round legs are only available on folding.

FINISHES

Table Leg Finish

Post table legs are available in all standard powder coat colors or optional polished chrome.

Laminate/Veneer Selections

ERG offers over 1000 standard laminate choices from Nevamar, Wilsonart, Formica and Pionite. Wood veneer is available in transparent stain colors - custom stain matching available.


Edge Selection

ERG offers a wide variety of table top edge materials including PVC, wood, aluminum and resin/urethane. Refer to "Table Edges and Profiles" at beginning of "Tables" section.

OPTIONS

- CODE: **SL** Square or **RL** Round Leg.
Specify when ordering. **No Upcharge.**
- CODE: CAS3 - 3" Mobile Casters.
- CODE: GD - Ganging.
- CODE: STH - Special Table Height, for any table height other than 29".
- CODE: PC - Polished Chrome Legs
- CODE: RAD - Radius Corners for 3MM Edge
- CODE: FTBH - Flip Top Bar Height - Crossbar
- TABLE ACCESSORIES – Modesty Panels, Bridges, Grommets, Wire Management, Power & Communication Options, Table Dollies – see "Accessories" section in price list

Note: When ordering modesty panel, table and panel must have 3MM edge.



MODEL / DESCRIPTION / LIST PRICING
POST | ROUND TOP | STATIONARY LEGS

ROUND

Model Number	Table Top Size	Shpg. Wght	Base Spread	LAMINATE TOP ASSORTED EDGES							VENEER TOP	
				GRP 1	GRP 2	GRP 3	GRP 4	GRP 5	GRP 6	GRP 7	GRP 8	GRP 9
PT24D	24" Dia.	32	4-2"	\$863	\$882	\$954	\$1000	\$1136	\$1249	\$1385	\$2116	\$2522
PT30D	30" Dia.	43	4-2"	\$867	\$891	\$985	\$1046	\$1226	\$1376	\$1555	\$2201	\$2531
PT36D	36" Dia.	53	4-2"	\$1053	\$1081	\$1198	\$1272	\$1489	\$1670	\$1887	\$2675	\$3076
PT42D	42" Dia.	72	4-2"	\$1136	\$1171	\$1313	\$1403	\$1670	\$1893	\$2160	\$2943	\$3319
PT48D	48" Dia.	86	4-2"	\$1227	\$1271	\$1441	\$1550	\$1872	\$2141	\$2462	\$3237	\$3585
PT54D	54" Dia.	101	4-2"	\$1643	\$1715	\$2001	\$2180	\$2720	\$3168	\$3708	\$4526	\$4796
PT60D	60" Dia.	118	4-2"	\$1803	\$1886	\$2225	\$2436	\$3071	\$3599	\$4234	\$5041	\$5261

POST | SQUARE TOP | STATIONARY LEGS

SQUARE

Model Number	Table Top Size	Shpg. Wght	Base Spread	LAMINATE TOP ASSORTED EDGES							VENEER TOP	
				GRP 1	GRP 2	GRP 3	GRP 4	GRP 5	GRP 6	GRP 7	GRP 8	GRP 9
PT24S	24" Sq.	40	4-2"	\$962	\$982	\$1057	\$1103	\$1245	\$1363	\$1502	\$2341	\$2814
PT2430S	24x30 Sq.	49	4-2"	\$991	\$1013	\$1098	\$1150	\$1308	\$1440	\$1599	\$2435	\$2898
PT30S	30" Sq.	54	4-2"	\$1032	\$1062	\$1180	\$1255	\$1480	\$1666	\$1891	\$2676	\$3076
PT36S	36" Sq.	67	4-2"	\$1065	\$1094	\$1213	\$1287	\$1513	\$1698	\$1924	\$2709	\$3109
PT42S	42" Sq.	90	4-2"	\$1163	\$1200	\$1352	\$1446	\$1730	\$1966	\$2250	\$3029	\$3396
PT48S	48" Sq.	107	4-2"	\$1251	\$1296	\$1469	\$1581	\$1909	\$2182	\$2511	\$3303	\$3657
PT54S	54" Sq.	126	4-2"	\$1675	\$1748	\$2042	\$2224	\$2774	\$3231	\$3782	\$4616	\$4892
PT60S	60" Sq.	148	4-2"	\$1839	\$1924	\$2269	\$2486	\$3133	\$3671	\$4319	\$5143	\$5366

OPTIONS

Add upcharge to list price and code to model number


CAS3	3" Mobile Casters	\$25 each
GD	Ganging, per table	\$95
STH	Special Table Height, other than 29"	\$200
SL	Square Leg	-

RL	Round Leg	-
PC	Polished Chrome - per leg	\$40
RAD	Radius Corners for 3MM Edge	\$200 per table

MODEL / DESCRIPTION / LIST PRICING
POST | RECTANGLE TOP | STATIONARY LEGS

	Model Number	Table Top Size	Shpg. Wght	Base Spread	LAMINATE TOP ASSORTED EDGES							VENEER TOP	
					GRP 1	GRP 2	GRP 3	GRP 4	GRP 5	GRP 6	GRP 7	GRP 8	GRP 9
 RECTANGLE	PT2448	24 X 48	70	4-2"	\$1147	\$1180	\$1313	\$1397	\$1648	\$1856	\$2108	\$2935	\$3350
	PT2460	24 X 60	79	4-2"	\$1226	\$1265	\$1425	\$1525	\$1824	\$2073	\$2371	\$3194	\$3580
	PT2472	24 X 72	88	4-2"	\$1225	\$1268	\$1438	\$1546	\$1866	\$2132	\$2453	\$3230	\$3576
	PT2484	24 X 84	97	4-2"	\$1287	\$1335	\$1527	\$1646	\$2005	\$2303	\$2661	\$3435	\$3761
	PT2496	24 X 96	106	4-2"	\$1341	\$1393	\$1601	\$1731	\$2121	\$2446	\$2835	\$3606	\$3915
	PT3048	30 X 48	79	4-2"	\$1195	\$1233	\$1381	\$1477	\$1757	\$1990	\$2269	\$3095	\$3492
	PT3060	30 X 60	118	4-2"	\$1268	\$1310	\$1483	\$1591	\$1915	\$2183	\$2508	\$3329	\$3703
	PT3072	30 X 72	147	4-2"	\$1291	\$1340	\$1531	\$1652	\$2013	\$2313	\$2674	\$3447	\$3771
	PT3084	30 X 84	113	4-2"	\$1406	\$1464	\$1694	\$1838	\$2267	\$2626	\$3056	\$3820	\$4110
	PT3096	30 X 96	158	4-2"	\$1436	\$1494	\$1733	\$1882	\$2329	\$2702	\$3150	\$3912	\$4192
	PT3660	36 X 60	131	4-2"	\$1320	\$1371	\$1573	\$1698	\$2076	\$2390	\$2769	\$3540	\$3855
	PT3672	36 X 72	163	4-2"	\$1391	\$1446	\$1670	\$1810	\$2230	\$2581	\$3001	\$3768	\$4059
	PT3684	36 X 84	129	4-2"	\$1482	\$1546	\$1799	\$1958	\$2432	\$2829	\$3303	\$4065	\$4327
	PT3696	36 X 96	176	4-2"	\$1552	\$1621	\$1898	\$2069	\$2587	\$3017	\$3534	\$4290	\$4532

POST | ALMOST SQUARE TOP | STATIONARY LEGS

	Model Number	Table Top Size	Shpg. Wght	Base Spread	LAMINATE TOP ASSORTED EDGES							VENEER TOP	
					GRP 1	GRP 2	GRP 3	GRP 4	GRP 5	GRP 6	GRP 7	GRP 8	GRP 9
 ALMOST SQUARE	PT48AS	48" Almost Sq.	107	4-2"	\$1646	\$1710	\$1964	\$2123	\$2600	\$2998	\$3475	\$4424	\$4809
	PT54AS	54" Almost Sq.	126	4-2"	\$1729	\$1799	\$2079	\$2253	\$2778	\$3218	\$3743	\$4688	\$5048
	PT60AS	60" Almost Sq.	148	4-2"	\$1887	\$1970	\$2302	\$2509	\$3130	\$3648	\$4270	\$5205	\$5512

OPTIONS

Add upcharge to list price and code to model number

CAS3	3" Mobile Casters	\$25 each
GD	Ganging, per table	\$95
STH	Special Table Height, other than 29"	\$200
SL	Square Leg/Column	-

RL	Round Leg	-
PC	Polished Chrome - per leg	\$40
RAD	Radius Corners for 3MM Edge	\$200 per table

MODEL / DESCRIPTION / LIST PRICING
POST | ROUND TOP | EASY FOLD

ROUND

Model Number	Table Top Size	Shpg. Wght	Base Spread	LAMINATE TOP ASSORTED EDGES							VENEER TOP	
				GRP 1	GRP 2	GRP 3	GRP 4	GRP 5	GRP 6	GRP 7	GRP 8	GRP 9
PF42D	42" Dia.	101	4-2"	\$1674	\$1710	\$1853	\$1942	\$2209	\$2433	\$2700	\$4113	\$4896
PF48D	48" Dia.	114	4-2"	\$1766	\$1809	\$1983	\$2088	\$2410	\$2679	\$3001	\$4409	\$5162
PF54D	54" Dia.	129	4-2"	\$1781	\$1825	\$1999	\$2110	\$2441	\$2715	\$3045	\$4454	\$5201
PF60D	60" Dia.	147	4-2"	\$2006	\$2067	\$2315	\$2471	\$2936	\$3323	\$3789	\$5182	\$5859

POST | SQUARE TOP | EASY FOLD

SQUARE

Model Number	Table Top Size	Shpg. Wght	Base Spread	LAMINATE TOP ASSORTED EDGES							VENEER TOP	
				GRP 1	GRP 2	GRP 3	GRP 4	GRP 5	GRP 6	GRP 7	GRP 8	GRP 9
PF42S	42" Sq.	113	4-2"	\$1648	\$1683	\$1816	\$1901	\$2152	\$2361	\$2613	\$4028	\$4820
PF48S	48" Sq.	130	4-2"	\$1736	\$1779	\$1940	\$2042	\$2347	\$2600	\$2905	\$4313	\$5077
PF54S	54" Sq.	149	4-2"	\$1862	\$1912	\$2114	\$2240	\$2618	\$2935	\$3314	\$4715	\$5439
PF60S	60" Sq.	171	4-2"	\$2027	\$2090	\$2347	\$2505	\$2982	\$3382	\$3861	\$5254	\$5922


POST | RECTANGLE TOP | EASY FOLD

RECTANGLE

Model Number	Table Top Size	Shpg. Wght	Base Spread	LAMINATE TOP ASSORTED EDGES							VENEER TOP	
				GRP 1	GRP 2	GRP 3	GRP 4	GRP 5	GRP 6	GRP 7	GRP 8	GRP 9
PF3060	30 X 60	106	4-2"	\$1768	\$1813	\$1986	\$2092	\$2417	\$2686	\$3011	\$4418	\$5171
PF3072	30 X 72	118	4-2"	\$1831	\$1878	\$2072	\$2192	\$2553	\$2853	\$3212	\$4617	\$5350
PF3084	30 X 84	147	4-2"	\$1946	\$2005	\$2233	\$2377	\$2807	\$3164	\$3596	\$4992	\$5687
PF3096	30 X 96	158	4-2"	\$1974	\$2034	\$2273	\$2422	\$2868	\$3242	\$3689	\$5084	\$5769
PF3660	36 X 60	118	4-2"	\$1858	\$1910	\$2111	\$2238	\$2615	\$2930	\$3308	\$4710	\$5434
PF3672	36 X 72	131	4-2"	\$1929	\$1986	\$2211	\$2350	\$2770	\$3120	\$3540	\$4938	\$5637
PF3684	36 X 84	163	4-2"	\$2021	\$2085	\$2338	\$2496	\$2971	\$3367	\$3842	\$5235	\$5905
PF3696	36 X 96	176	4-2"	\$2091	\$2160	\$2436	\$2609	\$3126	\$3557	\$4073	\$5463	\$6109



Note: Round legs are only available on folding.


OPTIONS

Add upcharge to list price and code to model number

CAS3	3" Mobile Casters	\$25 each
GD	Ganging, per table	\$95
STH	Special Table Height, other than 29"	\$200

PC	Polished Chrome - per leg	\$40
RAD	Radius Corners for 3MM Edge	\$200 per table

Detail of
Folding
Mechanism





POST RECTANGLE CONFERENCE TABLE



POST RACETRACK CONFERENCE TABLE

ORDERING INFORMATION

- | | |
|-----------------|-------------------------------|
| 1) Series Name | 5) Laminate Selection and No. |
| 2) Model Number | 6) Edge Style Code and Color |
| 3) Size | 7) Wood Species |
| 4) Quantity | 9) Wood Stain Color |
| 5) Frame Color | 10) Optional Items |

POST CONFERENCE SPECIFICATIONS

Post Base

- | | |
|---------------------|---|
| Table Height | Table height is 29" to 30" depending on table top specified. |
| Legs | The Post leg is made with 3", 14 gauge round steel tubing. |
| Plate | 8" x 8" stamped metal plate. |
| Glides | Adjustable glides. |
| Assembly | Base mounts to top with 1/4" - 20 machine screws into metal inserts - NO WOOD SCREWS ARE USED. <ul style="list-style-type: none"> For tables over 72" in length, two heavy duty steel stretcher bars are provided. |

Table Tops

Table top core is CARB Compliant 1.25" particle board. Laminate and phenolic backing are glued with water based adhesives.

Edge Selection

ERG offers a wide variety of table top edge materials including PVC, wood, aluminum and resin/urethane. Refer to "Table Edges and Profiles" at beginning of "Tables" section.

FINISHES

Table Bases and Legs

Post legs are finished in your choice of standard powder coat colors or optional polished chrome.

Laminate/Veneer Selections


ERG offers over 1000 standard laminate choices from Nevamar, Wilsonart, Formica and Pionite. Wood veneer is available in transparent stain colors - custom stain matching available.

OPTIONS

- CODE: STH - Special Table Height (any table height other than 29")
- CODE: GD - Ganging.
- CODE: COT - Oval table top
- CODE: CBT - Boat table top
- CODE: PC - Polished Chrome Legs
- CODE: RAD - Radius Corners for 3MM Edge
- CODE: CAT - Almost Rectangle Table Top.
- TABLE ACCESSORIES - Modesty Panels, Bridges, Grommets, Wire Management, Power & Communication Options, Table Dollies - see "Accessories" section in price list

Note: When ordering modesty panel, table and panel must have 3MM edge.

MODEL / DESCRIPTION / LIST PRICING
POST | CONFERENCE | RECTANGLE

	Model Number	Table Top Size	Shpg. Wght	Base Spread	LAMINATE TOP ASSORTED EDGES							VENEER TOP	
					GRP 1	GRP 2	GRP 3	GRP 4	GRP 5	GRP 6	GRP 7	GRP 8	GRP 9
 RECTANGLE	PC4272	42 X 72	207	4-3"	\$1791	\$1892	\$2192	\$2592	\$3543	\$3792	\$4294	\$6480	\$8243
	PC4284	42 X 84	234	4-3"	\$1914	\$2027	\$2363	\$2813	\$3880	\$4162	\$4723	\$7032	\$8877
	PC4296	42 X 96	262	4-3"	\$2036	\$2161	\$2535	\$3035	\$4217	\$4529	\$5151	\$7584	\$9514
	PC4872	48 X 72	220	4-3"	\$1877	\$1986	\$2312	\$2746	\$3778	\$4049	\$4592	\$6865	\$8685
	PC4884	48 X 84	234	4-3"	\$2126	\$2250	\$2618	\$3111	\$4279	\$4587	\$5203	\$7776	\$9838
	PC4896	48 X 96	280	4-3"	\$2258	\$2395	\$2802	\$3348	\$4643	\$4983	\$5666	\$8372	\$10524
	PC48108*	48 X 108	310	6-3"	\$2496	\$2645	\$3093	\$3692	\$5112	\$5486	\$6233	\$9229	\$11614
	PC48120*	48 X 120	340	6-3"	\$2628	\$2791	\$3279	\$3931	\$5476	\$5884	\$6698	\$9825	\$12298
	PC48144*	48 X 144	380	6-3"	\$3100	\$3291	\$3859	\$4614	\$6409	\$6883	\$7828	\$11534	\$14473
	PC6096	60 X 96	316	4-3"	\$2493	\$2652	\$3130	\$3770	\$5287	\$5684	\$6483	\$9424	\$11733
	PC60108*	60 X 108	351	6-3"	\$2808	\$2989	\$3532	\$4254	\$5972	\$6424	\$7327	\$10635	\$13232
	PC60120*	60 X 120	385	6-3"	\$2959	\$3156	\$3744	\$4528	\$6390	\$6879	\$7858	\$11317	\$14016
	PC60144*	60 X 144	410	6-3"	\$3609	\$3843	\$4547	\$5486	\$7714	\$8301	\$9474	\$13714	\$17032

* Asterisk after model number indicates 2 piece tops with center seam for tables over 96" and longer

POST | CONFERENCE | RACETRACK

	Model Number	Table Top Size	Shpg. Wght	Base Spread	LAMINATE TOP ASSORTED EDGES							VENEER TOP	
					GRP 1	GRP 2	GRP 3	GRP 4	GRP 5	GRP 6	GRP 7	GRP 8	GRP 9
 RACETRACK	PC4272RT	42 X 72	207	4-3"	\$2030	\$2153	\$2524	\$3021	\$4197	\$4506	\$5126	\$7552	\$9474
	PC4284RT	42 X 84	234	4-3"	\$2152	\$2289	\$2698	\$3242	\$4534	\$4876	\$5557	\$8103	\$10110
	PC4296RT	42 X 96	262	4-3"	\$2274	\$2423	\$2868	\$3462	\$4872	\$5243	\$5984	\$8656	\$10744
	PC4872RT	48 X 72	220	4-3"	\$2115	\$2248	\$2645	\$3175	\$4433	\$4763	\$5425	\$7936	\$9917
	PC4884RT	48 X 84	250	4-3"	\$2363	\$2511	\$2952	\$3539	\$4934	\$5302	\$6036	\$8848	\$11070
	PC4896RT	48 X 96	280	4-3"	\$2567	\$2736	\$3236	\$3905	\$5495	\$5912	\$6749	\$9765	\$12124
	PC48108RT*	48 X 108	310	6-3"	\$2782	\$2958	\$3493	\$4206	\$5898	\$6343	\$7233	\$10514	\$13093
	PC48120RT*	48 X 120	340	6-3"	\$2914	\$3105	\$3680	\$4444	\$6262	\$6742	\$7698	\$11110	\$13778
	PC48144RT*	48 X 144	380	6-3"	\$3387	\$3604	\$4258	\$5127	\$7195	\$7740	\$8829	\$12819	\$15952
	PC6096RT	60 X 96	316	4-3"	\$2777	\$2967	\$3531	\$4284	\$6071	\$6542	\$7483	\$10709	\$13211
	PC60108RT*	60 X 108	351	6-3"	\$3093	\$3303	\$3932	\$4768	\$6757	\$7281	\$8328	\$11921	\$14710
	PC60120RT*	60 X 120	385	6-3"	\$3198	\$3417	\$4077	\$4957	\$7045	\$7593	\$8692	\$12389	\$15248
	PC60144RT*	60 X 144	410	6-3"	\$4263	\$4563	\$5464	\$6664	\$9516	\$10265	\$11765	\$16661	\$20421

* Asterisk after model number indicates 2 piece tops with center seam for tables over 96" and longer

OPTIONS

Add upcharge to list price and code to model number

GD	Ganging, per table	\$95
COT	Oval table top – add to rectangle top price	add 20%
CBT	Boat table top – add to rectangle top price	add 25%
PC	Polished Chrome - per leg	\$40

STH	Special Table Height - any height other than 29"	\$350
RAD	Radius Corners for 3MM Edge	\$200 per table
CAT	Almost Rectangle table top	add 25%



SQUARE POST JR.



ROUND POST JR.

ORDERING INFORMATION

- | | |
|-------------------------------|------------------------------|
| 1) Series Name | 7) Edge Style Code and Color |
| 2) Model Number | 8) Optional Items |
| 3) Size | |
| 4) Quantity | |
| 5) Powder Coat Paint Color | |
| 6) Laminate Selection and No. | |

POST JR. wSPECIFICATIONS

Post Table Base

- | | |
|---------------------|---|
| Table Height | Junior table height is 24" depending on table top specified. |
| Legs | The Post leg is made with 2", 14 gauge round steel tubing. |
| Plate | 2" x 4" stamped metal plate. |
| Glides | Factory installed vinyl glides are standard. |
| Assembly | Post base is a completely welded one piece base, no tie-rod assembly. The top plate is welded to the vertical column. Base mounts to tabletop with 1/4-20 x 1" machine screws into metal inserts in top; NO WOOD SCREWS ARE USED. |

Table Tops

Table top core is CARB Compliant 1.25" particle board. Laminate and phenolic backing are glued with water based adhesives.

FINISHES

Leg Finish Colors:

Standard powder coat paint colors.

Laminate/Veneer Selections

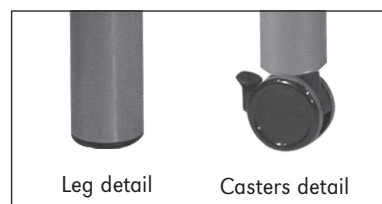
ERG offers over 1000 standard laminate choices from Nevamar, Wilsonart, Formica and Pionite. Wood veneer is available in transparent stain colors - custom stain matching available.

Edge Selection

ERG offers a wide variety of table top edge materials including PVC, wood, aluminum, resin and laminate. Refer to "Table Edges and Profiles" at beginning of "Tables" section.

OPTIONS


- CODE: CAS - Mobile Casters.
- CODE: GD - Ganging.
- CODE: STH - Special Table Height, for any table height other than 24".
- TABLE ACCESSORIES – Modesty Panels, Bridges, Grommets, Wire Management, Power & Communication Options, Table Dollies – see "Accessories" section in price list



Leg detail

Casters detail

MODEL / DESCRIPTION / LIST PRICING



1357 Post Jr. Table 30" Sq. Top, Height 24" - Laminate Top

EDGE GRP1	EDGE GRP2	EDGE GRP3	EDGE GRP4	EDGE GRP5	EDGE GRP6	EDGE GRP7
\$676	\$690	\$792	\$879	\$1052	\$1196	\$1369



1358 Post Jr. Table 30" Round Top, Height 24" - Laminate Top

EDGE GRP1	EDGE GRP2	EDGE GRP3	EDGE GRP4	EDGE GRP5	EDGE GRP6	EDGE GRP7
\$650	\$675	\$724	\$767	\$841	\$941	\$1089



BENTON JUNIOR WOOD CHAIR AND POST JR. TABLE

OPTIONS

Add upcharge to list price and code to model number

CAS	Mobile Casters, per table	\$98
GD	Ganging, per table	\$95

STH	Special Table Height, other than 24"	\$200
-----	--------------------------------------	-------

Table Of Contents

Cove	2
Villa Corded.....	5
Villa DaisyLink.....	6
Interact.....	7
Interface.....	8
Oasis	9
Marina	10
Table Wire Management .	11
Leg Wire Management. . .	12
Drake Wire Management	13



COVE FLUSH MOUNT UNITS

Cove Rectangle (power only)

- includes:
- 2 electrical outlets (12 AMP / 120 VOLT)
 - 108" 15 AMP single circuit cord
- ETL listed

MODEL

Black: COV-2-B-I08
Silver: COV-2-S-I08

LIST PRICE

\$320
 \$320


Cove Rectangle (power / convenience outlet)

- includes:
- 2 electrical outlets (12 AMP / 120 VOLT)
 - convenience outlet
 - 108" 15 AMP single circuit cord
- ETL listed

MODEL

Black: COV-2I-B-I08
Silver: COV-2I-S-I08

LIST PRICE

\$347
 \$347


Cove Rectangle (power and USB)

- includes:
- 1 electrical outlet (12 AMP / 120 VOLT)
 - 2 USB charging outlets
 - 108" 15 AMP single circuit cord
- ETL listed

MODEL

Black: COV-1U-B-I08
Silver: COV-1U-S-I08

LIST PRICE

\$453
 \$453


Cove Rectangle (power and USB)

- includes:
- 2 electrical outlets (12 AMP / 120 VOLT)
 - 2 USB charging outlets
 - 108" 15 AMP single circuit cord
- ETL listed

MODEL

Black: COV-2U-B-I08
Silver: COV-2U-S-I08

LIST PRICE

\$481
 \$481


Cove Rectangle (power, USB and conv. outlets)

- includes:
- 2 electrical outlets (12 AMP / 120 VOLT)
 - 2 USB charging outlets
 - 2 convenience outlets
 - 108" 15 AMP single circuit cord
- ETL listed

MODEL

Black: COV-22U-B-I08
Silver: COV-22U-S-I08

LIST PRICE

\$641
 \$641

Note: As application constraints may vary with each order, ERG must approve all power applications.
 108" power cord length is standard for all Cove power and data units.

Other cord lengths available, please call customer service for a quote.

Placement and Dimensions

For Cove power locations, please provide detailed drawing

Cove dimensions:

COV-2 / COV-1U: 5.0" x 2.5"

COV-2I / COV-2U: 5.75" x 2.5"

COV-22U: 7.75" x 2.5"

**Option Code: TTC - Table Top Cutout
 (cutout only, no power unit)**

\$150 list • per cutout, per table

Custom Cutout • call for quote

requires diagram and dimensions for approved placement

COVE FLUSH MOUNT UNITS

Cove Rectangle (power, USB and conv. outlet)

- includes:
- 3 electrical outlets (12 AMP / 120 VOLT)
 - 2 USB charging outlets
 - 1 convenience outlet
 - 108" 15 AMP single circuit cord
- ETL listed

MODEL
Black: COV-3IU-B-108

Silver: COV-3IU-S-108

LIST PRICE

\$614

\$614


Cove Rectangle (power, USB and RJ45)

- includes:
- 2 electrical outlets (12 AMP / 120 VOLT)
 - 2 USB charging outlets
 - 1 RJ45 cat 6 data jack
 - 108" 15 AMP single circuit cord
- ETL listed

MODEL
Black: COV-RJ-2U-B-108

Silver: COV-RJ-2U-S-108

LIST PRICE

\$481

\$481


Cove Round (power only)

- includes:
- 2 electrical outlets (12 AMP / 120 VOLT)
 - 108" 15 AMP single circuit cord
- ETL listed


MODEL
Black: COV-R-2-B-108

Silver: COV-R-2-S-108

LIST PRICE

\$320

\$320


Cove Round (power and USB)

- includes:
- 1 electrical outlet (12 AMP / 120 VOLT)
 - 2 USB charging outlets
 - 108" 15 AMP single circuit cord
- ETL listed

MODEL
Black: COV-R-1U-B-108

Silver: COV-R-1U-S-108

LIST PRICE

\$453

\$453


Cove Round (power and USB)

- includes:
- 2 electrical outlets (12 AMP / 120 VOLT)
 - 2 USB charging outlets
 - 108" 15 AMP single circuit cord
- ETL listed

MODEL
Black: COV-R-2U-B-108

Silver: COV-R-2U-S-108

LIST PRICE

\$456

\$456

Note: As application constraints may vary with each order, ERG must approve all power applications.
 108" power cord length is standard for all Cove power and data units.

Other cord lengths available, please call customer service for a quote.

Placement and Dimensions

For Cove power locations, please provide detailed drawing

Cove dimensions:

COV3IU: 7.75" x 2.5"

COVRJ: 7.25" x 2.5"

Cove Round dimensions:

COV-R-2 / COV-R-1U: 5.25" diameter

COV-R-2U: 6" diameter

**Option Code: TTC - Table Top Cutout
 (cutout only, no power unit)**

\$150 list • per cutout, per table

Custom Cutout • call for quote

requires diagram and dimensions for approved placement

COVE FLUSH MOUNT UNITS

Cove Mini - Round (power only)

includes:

- 2 electrical outlets (12 AMP / 120 VOLT)
- 108" 15 AMP single circuit cord

ETL listed


MODEL
Black: COV-SM-R-2-B-108

Silver: COV-SM-R-2-S-108

LIST PRICE

\$320

\$320


Cove Mini - Round (power and USB)

includes:

- 1 electrical outlet (12 AMP / 120 VOLT)
- 2 USB charging outlets
- 108" 15 AMP single circuit cord

ETL listed

MODEL
Black: COV-SM-R-IU-B-108

Silver: COV-SM-R-IU-S-108

LIST PRICE

\$453

\$453


Cove Mini - Rectangle (power only)

includes:

- 2 electrical outlets (12 AMP / 120 VOLT)
- 108" 15 AMP single circuit cord

ETL listed

MODEL
Black: COV-SM-2-B-108

Silver: COV-SM-2-S-108

LIST PRICE

\$267

\$267


Cove Mini - Rectangle (power and USB)

includes:

- 1 electrical outlet (12 AMP / 120 VOLT)
- 2 USB charging outlets
- 108" 15 AMP single circuit cord

ETL listed

MODEL
Black: COV-SM-IU-B-108

Silver: COV-SM-IU-S-108

LIST PRICE

\$400

\$400

Note: As application constraints may vary with each order, ERG must approve all power applications.
 108" power cord length is standard for all Cove power and data units.

Other cord lengths available, please call customer service for a quote.

Placement and Dimensions

For Cove power locations, please provide detailed drawing

Cove Mini dimensions:

COV-SM-R-2 / COV-SM-R-IU: 4" diameter

COV-SM-2 / COV-SM-IU: 3.75" x 2.25"

Option Code: TTC - Table Top Cutout
(cutout only, no power unit)

\$150 list • per cutout, per table

Custom Cutout • call for quote

requires diagram and dimensions for approved placement

VILLA SERIES - SINGLE CORDED UNITS

Villa (power only)

includes:

- 2 electrical outlets (15 AMP / 125 VOLT)
 - 2 knockouts for RJ45 cat 6 data
 - 1 convenience receptacle
 - 72" 15 AMP single circuit cord
 - 4 cable clamps
- UL/ETL listed

MODEL
Black Finish

 VIL-C-DKO-B-72 (power unit)
 VIL-GROM-F-B (flush lid grommet)

LIST PRICE

(includes grommet)

\$320

Silver Finish

 VIL-C-DKO-S-72 (power unit)
 VIL-GROM-F-S (flush lid grommet)

\$320


Villa (power and data)

includes:

- 2 electrical outlets (15 AMP / 125 VOLT)
 - 2 RJ45 cat 6 data jacks
 - 1 convenience receptacle
 - 72" 15 AMP single circuit cord
 - 4 cable clamps
- UL/ETL listed

MODEL
Black Finish

 VIL-C-D-B-72 (power unit)
 VIL-GROM-F-B (flush lid grommet)

LIST PRICE

(includes grommet)

\$481

Silver Finish

 VIL-C-D-S-72 (power unit)
 VIL-GROM-F-S (flush lid grommet)

\$481


Villa (power, data and A/V)

includes:

- 2 electrical outlets (15 AMP / 125 VOLT)
 - 1 RJ45 cat 6 data jack
 - 1 mini stereo
 - 1 15-pin HD VGA f/f
 - 1 convenience receptacle
 - 72" 15 AMP single circuit cord
 - 4 cable clamps
- UL/ETL listed

MODEL
Black Finish

 VIL-C-V-B-72 (power unit)
 VIL-GROM-F-B (flush lid grommet)

LIST PRICE

(includes grommet)

\$540

Silver Finish

 VIL-C-V-S-72 (power unit)
 VIL-GROM-F-S (flush lid grommet)

\$540


Villa (power, data and USB)

includes:

- 2 electrical outlets (15 AMP / 125 VOLT)
 - 2 RJ45 cat 6 data jacks
 - 2 USB charging outlets
 - 1 convenience receptacle
 - 72" 15 AMP single circuit cord
 - 4 cable clamps
- UL/ETL listed

MODEL
Black Finish

 VIL-C-U-D-B-72 (power unit)
 VIL-GROM-F-B (flush lid grommet)

LIST PRICE

(includes grommet)

\$628

Silver Finish

 VIL-C-U-D-S-72 (power unit)
 VIL-GROM-F-S (flush lid grommet)

\$628

Note: As application constraints may vary with each order, ERG must approve all power applications.
 72" power cord is standard, 36" or 108" power cord lengths are available upon request.

Other cord lengths available, please call customer service for a quote.

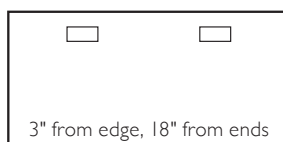
Placement and Dimensions

Standard placements shown below, for custom locations, please provide detailed drawing.

single power unit



two power units


Villa dimensions:

Grommet:
 3.39" x 5.68"
 Power Unit:
 3.20" x 8.63" x 2.25"

Option Code: TTC - Table Top Cutout
(cutout only, no power unit)

\$150 list • per cutout, per table

Custom Cutout • call for quote

requires diagram and dimensions for approved placement

Note: When ordering kits, table length must be specified.

VILLA SERIES - DAISY LINK™ HARDWARE KIT

Villa Daisy Link™ Kit (power only)

includes:

- 2 electrical outlets (15 AMP / 125 VOLT)
- 2 data knockouts
- 1 hardwire, 2 circuit cord (20 AMP)
- 1 FM cable
- 1 FF cable
- 4 cable clamps

Power Base is UL listed

MODEL
Black Finish

- VIF-41-DKOB-___-K (power unit kit) \$427
VIF-41-DKOB-___-DK (double kit) \$801

Silver Finish

- VIF-41-DKOS-___-K (power unit kit) \$427
VIF-41-DKOS-___-DK (double kit) \$801

LIST PRICE

(includes kit & flush lid grommet)


Villa Daisy Link™ Kit (power and data)

includes:

- 2 electrical outlets (15 AMP / 125 VOLT)
- 2 RJ45 cat 6 data jacks
- 1 hardwire, 2 circuit cord (20 AMP)
- 1 FM cable
- 1 FF cable
- 4 cable clamps

Power Base is UL listed

MODEL
Black Finish

- VIF-4-I-D-B-___-K (power unit kit) \$560
VIF-4-I-D-B-___-DK (double kit) \$934

Silver Finish

- VIF-4-I-D-S-___-K (power unit kit) \$560
VIF-4-I-D-S-___-DK (double kit) \$934

LIST PRICE

(includes kit & flush lid grommet)


Villa Daisy Link™ Kit (power and USB)

includes:

- 2 electrical outlets (15 AMP / 125 VOLT)
- 2 USB charging outlets
- 2 data knockouts
- 1 FM cable
- 1 FF cable
- 4 cable clamps

Power Base is UL listed

MODEL
Black Finish

- VIF-4IUDKOB-___-K (power unit kit) \$588
VIF-4IUDKOB-___-DK (double kit) \$1122

Silver Finish

- VIF-4IUDKOS-___-K (power unit kit) \$588
VIF-4IUDKOS-___-DK (double kit) \$1122

LIST PRICE

(includes kit & flush lid grommet)


Villa Daisy Link™ Kit (power, data and USB)

includes:

- 2 electrical outlets (15 AMP / 125 VOLT)
- 2 RJ45 cat 6 data jacks
- 2 USB charging outlets
- 1 FM cable
- 1 FF cable
- 4 cable clamps

Power Base is UL listed

MODEL
Black Finish

- VIF-41-UDB-___-K (power unit kit) \$720
VIF-41-UDB-___-DK (double kit) \$1148

Silver Finish

- VIF-41-UDS-___-K (power unit kit) \$720
VIF-41-UDS-___-DK (double kit) \$1148

LIST PRICE

(includes kit & flush lid grommet)

Hard Wire Cable 72"

hardwire infeed - up to 2 circuits

MODEL

42SB2-72

LIST PRICE

\$129

Quick Disconnect Box

hardwire solution with corded convenience

MODEL

42QD

LIST PRICE

\$64

Note: As application constraints may vary with each order, ERG must approve all power applications. When ordering, table length must be specified. For tables larger than 72", two units are required.

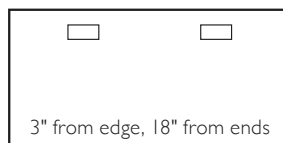
Placement and Dimensions

Standard placements shown below, for custom locations, please provide detailed drawing.

single power unit



two power units


Villa dimensions:

Grommet:
3.39" x 5.68"

Power Unit:
3.20" x 8.63" x 2.25"

**Option Code: TTC - Table Top Cutout
(cutout only, no power unit)**

\$150 list • per cutout, per table

Custom Cutout • call for quote

requires diagram and dimensions for approved placement

INTERACT G2 SERIES

Interact G2 (power only)

includes:

- 2 electrical outlets (15 AMP / 125 VOLT)
- 1 convenience receptacle
- 72" 15 AMP single circuit cord
- (2) cord pass-throughs
- (2) RJ45 cat 6 data knockouts
- (1) telecom cutout (see options below)

ETL listed

MODEL
Black Textured Finish

ACT-2I-B-72

LIST PRICE

\$400

Silver Pearl Finish

ACT-2I-S-72

\$400


Interact G2 (with USB)

includes:

- 2 electrical outlets (15 AMP / 125 VOLT)
- 1 convenience receptacle
- 2 USB charging outlets
- 72" 15 AMP single circuit cord
- (2) cord pass-throughs
- (2) RJ45 cat 6 data knockouts
- (1) telecom cutout (see options below)

ETL listed

MODEL
Black Textured Finish

ACT-2IU-B-72

LIST PRICE

\$560

Silver Pearl Finish

ACT-2IU-S-72

\$560

Telecom Plate Options

- RJ11 cat 3 voice + RJ45 cat 6 data
- (2) RJ45 cat 6 data
- (4) RJ45 cat 6 data
- USB A/A connector (incl. 72" patch cord)
- (2) USB A/A connectors (incl. 72" patch cord)
- HDMI video
- mini stereo + VGA video

MODEL

A-BL-A-B

A-BL-B-B

A-BL-B-B-B-B

A-BL-I02

A-BL-I02-I02

A-BL-C45

A-BL-C5I-L

LIST PRICE

\$107

\$141

\$274

\$74

\$141

\$164

\$161

Note: As application constraints may vary with each order, ERG must approve all power applications.
 72" power cord is standard, 36" or 108" power cord lengths are available upon request.

Other cord lengths available, please call customer service for a quote.

Placement and Dimensions

Unit dimensions shown below. For power/data installation locations, please provide detailed drawing.

Unit dimensions:

Interact G2: 4.75" x 8.375"

Option Code: TTC - Table Top Cutout
(cutout only, no power unit)

\$150 list • per cutout, per table

Custom Cutout • call for quote

requires diagram and dimensions for approved placement

INTERFACE SERIES

Interface G2 (power only)

includes:

- 4 electrical outlets (15 AMP / 125 VOLT)
 - 1 convenience receptacle
 - 72" 15 AMP single circuit cord
 - (3) telecom cutouts (see options below)
- ETL listed

MODEL
Black Textured Finish

INT-4I-B-72

LIST PRICE

\$998

Silver Pearl Finish

INT-4I-S-72

\$998


Interface G2 (power and USB)

includes:

- 4 electrical outlets (15 AMP / 125 VOLT)
 - 2 USB charging outlets
 - 1 convenience receptacle
 - 72" 15 AMP single circuit cord
 - (3) telecom cutouts (see options below)
- ETL listed

MODEL
Black Textured Finish

INT-4IU-B-72

LIST PRICE

\$1159

Silver Pearl Finish

INT-4IU-S-72

\$1159


Interface II TT (two sided unit)

includes:

- 8 electrical outlets (15 AMP / 125 VOLT)
 - 72" 15 AMP single circuit cord
 - (8) telecom cutouts (see options below)
- UL/UCL listed

MODEL
Black Textured Finish

INTRFC II TT SC

LIST PRICE

\$1247

Silver Pearl Finish

INTRFC II TT CS

\$1247

Telecom Plate Options

- RJ11 cat 3 voice + RJ45 cat 6 data
- (2) RJ45 cat 6 data
- (4) RJ45 cat 6 data
- USB A/A connector (incl. 72" patch cord)
- (2) USB A/A connectors (incl. 72" patch cord)
- HDMI video
- mini stereo + VGA video

MODEL

A-BL-A-B

A-BL-B-B

A-BL-B-B-B-B

A-BL-I02

A-BL-I02-I02

A-BL-C45

A-BL-C5I-L

LIST PRICE

\$107

\$141

\$274

\$74

\$141

\$164

\$161

Note: As application constraints may vary with each order, ERG must approve all power applications.
 72" power cord is standard, 36" or 108" power cord lengths are available upon request.

Other cord lengths available, please call customer service for a quote.

Placement and Dimensions

Unit dimensions shown below. For power/data installation locations, please provide detailed drawing.

Unit dimensions:

Interface G2: 6.0" x 13.625"

Interface II TT: 10.94" x 13.625"

Option Code: TTC - Table Top Cutout
(cutout only, no power unit)

\$150 list • per cutout, per table

Custom Cutout • call for quote

requires diagram and dimensions for approved placement

OASIS MINI - CORDED UNITS

Oasis Mini A

includes:

- 6 electrical outlets (15 AMP / 125 VOLT)
 - (2) 108" 15 AMP single circuit cords
 - (2) telecom cutouts (see options below)
- UL listed

MODEL
Black Finish

OAM-A-PC-B

LIST PRICE

\$1856

Silver Pearl Finish

OAM-A-PC-S

\$1856


Oasis Mini B

includes:

- 4 electrical outlets (15 AMP / 125 VOLT)
 - (2) 108" 15 AMP single circuit cords
 - (3) telecom cutouts (see options below)
- UL listed

MODEL
Black Finish

OAM-B-PC-B

LIST PRICE

\$1856

Silver Pearl Finish

OAM-B-PC-S

\$1856


Oasis Mini U

includes:

- 6 electrical outlets (15 AMP / 125 VOLT)
 - (2) 108" 15 AMP single circuit cords
 - 2 USB charging outlets
 - (1) telecom cutout (see options below)
- ETL listed

MODEL
Black Finish

OAM-U-PC-B-108

LIST PRICE

\$2046

Silver Pearl Finish

OAM-U-PC-S-108

\$2046


Telecom Plate Options

- RJ11 cat 3 voice + RJ45 cat 6 data
- (2) RJ45 cat 6 data
- (4) RJ45 cat 6 data
- HDMI video
- mini stereo + VGA video

MODEL

A-BL-A-B

LIST PRICE

\$107

A-BL-B-B

\$141

A-BL-B-B-B-B

\$274

A-BL-C45

\$164

A-BL-C51-L

\$161

Outer Pan Options

- Black Outer Pan
- Silver Outer Pan

MODEL

OAM-OP-B

LIST PRICE

\$133

OAM-OP-S

\$133

Oasis Mini features a two door aluminum lid that retracts simultaneously into the table when opened

Note: As application constraints may vary with each order, ERG must approve all power applications.
 108" power cord is standard for all Oasis Mini units.

Other cord lengths available, please call customer service for a quote.

Placement and Dimensions

Standard placements shown below, for custom locations, please provide detailed drawing.

Unit dimensions:

Oasis Mini: 9" x 15"

Option Code: TTC - Table Top Cutout
(cutout only, no power unit)

\$150 list • per cutout, per table

Custom Cutout • call for quote

requires diagram and dimensions for approved placement