

MARINA - CORDED UNITS

Marina Power Dock

includes:

- 4 electrical outlets (15 AMP / 120 VOLT)
 - 1 convenience receptacle
 - 4 USB charging outlets
 - (2) telecom cutouts (see options below)
 - 108" 15 AMP single circuit cord
- ETL listed

MODEL
Black Finish

MAR-PD-B-108

LIST PRICE

\$2269

Silver Pearl Finish

MAR-PD-S-108

\$2269


Marina HDMI

includes:

- 4 electrical outlets (15 AMP / 120 VOLT)
 - 4 USB charging outlets
 - 4 HDMI "Show Me" cables
 - 1 4-position HDMI switch box
 - (2) telecom cutouts (see options below)
 - 1 15 ft. HDMI monitor cable
 - 108" 15 AMP single circuit cord
- ETL listed

MODEL
Black Finish

MAR-H-B-108

LIST PRICE

\$9052

Silver Pearl Finish

MAR-H-S-108

\$9052

Marina HDMI Adapter Accessories

- HDMI to Mini Display & Thunderbolt Adapter
- HDMI to Display Port Adapter Pack
- HDMI to VGA Adapter Pack w/ Audio Support
- HDMI to Apple Lightning Adapter Pack
- HDMI to Apple 30 pin Adapter Pack
- Adapter Sample Pack (includes one of each)

MODEL

ADPT-HDMI/MDP

ADPT-HDMI/DP

ADPT-HDMI/VGA

ADPT-HDMI/LTN

ADPT-HDMI/30PIN

ADPT-SAMPLER

LIST PRICE

\$149 (pack of 2)

\$171 (pack of 2)

\$545 (pack of 2)

\$833 (pack of 2)

\$1046 (pack of 2)

\$1317 (pack of 5)

Telecom Plate Options

- RJ11 cat 3 voice + RJ45 cat 6 data
- (2) RJ45 cat 6 data
- (4) RJ45 cat 6 data
- HDMI video
- mini stereo + VGA video

MODEL

A-BL-A-B

A-BL-B-B

A-BL-B-B-B-B

A-BL-C45

A-BL-C51-L

LIST PRICE

\$107

\$141

\$274

\$164

\$161

Note: As application constraints may vary with each order, ERG must approve all power applications.
 108" power cord is standard on all Marina Power Dock and HDMI units.

Other cord lengths available, please call customer service for a quote.

Standard Placement and Dimensions

Standard placements shown below, for custom locations, please provide detailed drawing.

Unit dimensions:

Marina Power Dock: 13.2" x 7.95"

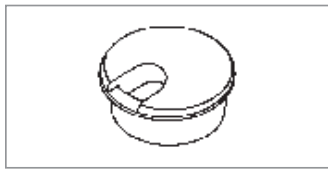
Marina HDMI: 13.2" x 7.95"

Option Code: TTC - Table Top Cutout
 (cutout only, no power unit)

\$150 list • per cutout, per table

Custom Cutout • call for quote

requires diagram and dimensions for approved placement

TABLE GROMMETS / WIRE MANAGEMENT

Round Table Grommet

- 2 piece unit: cap and liner
- 1.75" inside diameter
- 2" overall diameter

MODEL

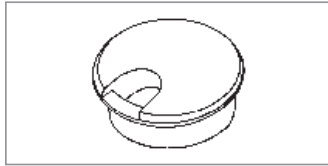
GR01-B Black Finish

LIST PRICE

\$51

GR01-S Silver Finish

\$51


Round Table Grommet

- 2 piece unit: cap and liner
- 2.5" inside diameter
- 3" overall diameter

MODEL

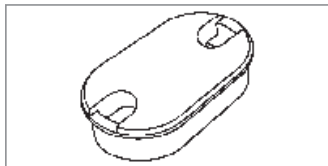
GR02-B Black Finish

LIST PRICE

\$63

GR02-S Silver Finish

\$63


Oval Table Grommet

- 2 piece unit: cap and liner
- 3.75" x 1.75" inside opening
- 4" x 2" overall

MODEL

GR03-B Black Finish

LIST PRICE

\$86

GR03-S Silver Finish

\$86


Access Hole

- For power/data daisy chain
- Available on laminate and upholstered units
- 1.75" diameter opening

MODEL
Laminate

AH

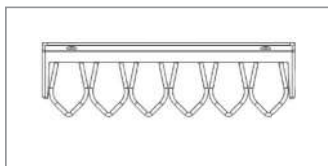
LIST PRICE

\$51

Upholstered

AH-U

\$51


6-Loop Wire Management

- under table cable grips
- six loops to organize wires
- black or silver finish

MODEL
Black Finish

GRIP6-B

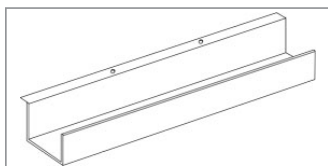
LIST PRICE

\$63 (set of 2)

Silver Finish

GRIP6-AL

\$63 (set of 2)


Wire Management Trough

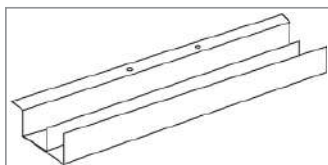
- under table metal trough
- field installed

MODEL
Black Finish

MMT01

LIST PRICE

\$109 per table


Split Channel Wire Management Trough

- under table metal trough
- two channels to separate voice/data
- field installed

MODEL
Black Finish

MMT02

LIST PRICE

\$155 per table


Cable Channel

- highly effective plastic channel
- field installed with included tape
- 3 lengths available

MODEL
Black Finish

JCAB2 (2ft.)

JCAB3 (3ft.)

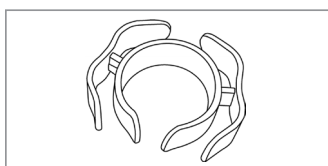
JCAB4 (4ft.)

LIST PRICE

\$41

\$62

\$82


Cable Clip

- snap on table leg installation
- no hardware required
- easily adjustable and customizable

MODEL
Black Finish

CBL2

LIST PRICE

\$26 (set of 2)

TABLE LEG WIRE MANAGEMENT

Plastic Stick On Snap Sleeve (Rectangular Metal Leg) MODEL
LIST PRICE

features:

- 24" or 36" snap sleeve wire concealment
- front panel snaps shut with invisible hinge
- textured edges protect against fingerprints

Black Matte

LWM2-04-B (24")

\$38

LWM3-04-B (36")

\$48

Gray

LWM2-04-G (24")

\$38

LWM3-04-G (36")

\$48


Plastic Stick On Sleeve
MODEL
LIST PRICE

features:

- 22" sleeve
- attaches with adhesive strips
- separate channels for power/data
- available on 2" or 3" diameter columns

Black

LWM-01-B

\$63

Silver

LWM-01-S

\$63


Aluminum Snap On Sleeve
MODEL
LIST PRICE

features:

- 22" snap on sleeve
- separate channels for power/data
- available on 2" or 3" diameter columns

Color Matched Finish

LWM-02

\$74


Built-in Hinge Door
MODEL
LIST PRICE

features:

- door integrated into table leg
- all wires contained inside the table leg
- available on Brandon models only

Color Matched Finish

LWM-03

\$143


Power Leg
MODEL
LIST PRICE

features:

- access holes integrated into table leg
- all wires contained inside the table leg
- available on Arccos and Strata models only

Black Finish Ring

P-LEG

\$132


Modified Top Plate and Column
MODEL
LIST PRICE

features:

- allows power in a center column table
- all wires contained inside the table leg
- grommet at base of column
- available on most models
- please call factory to confirm

Color Matched Finish

MTP

\$315


Snake
MODEL
LIST PRICE

features:

- used for stationary or adjustable height
- adjusts up to 51"
- completely hides and protects all wiring
- available in Black or Silver

Black:

SNAKE-BL

\$159

Silver:

SNAKE-S

\$159


DRAKE TABLE LEG WIRE MANAGEMENT

Located on each column of Drake tables, the wire access hole allows cords and cables from table top power/data units to travel down the inside of the column toward the floor. Available on all Drake table bases with a round or oval column.


X-Base wire management

features:

- 1.5" diameter access hole
- hole located at top of column

MODEL

DMH01

LIST PRICE

\$71 per table


T-Leg / C-Leg wire management

features:

- 1.5" diameter access hole
- hole located at top of each column
- access hole on both columns

MODEL

DMH02

LIST PRICE

\$142 per table


4-Column wire management

features:

- 1.5" diameter access hole
- hole located at top of each column
- access hole on all four columns

MODEL

DMH03

LIST PRICE

\$283 per table


Y-Base wire management

features:

- 1.5" diameter access hole
- hole located at top of each column
- access hole on both columns

MODEL

DMH04

LIST PRICE

\$142 per table


TT-Leg wire management

features:

- 1.5" diameter access hole
- hole located at top of each column
- access hole on both columns

MODEL

DMH05

LIST PRICE

\$142 per leg

PUFFET & MUFFET OTTOMAN

The Puffet can be used as a bench, an ottoman, or a table. The complementing, scaled-down version, Muffet is ideal for children's areas and seating. Muffet is available in full round only.



FULL ROUND PUFFET (L) AND MUFFET (R)
WITH TWO FABRIC OPTION

ORDERING INFORMATION

- To Order Please specify:**
- | | |
|-----------------|--------------------------------------|
| 1) Series Name | 4) Fabric Grade and Number |
| 2) Model Number | 5) Laminate Choice (Optional Plinth) |
| 3) Quantity | 6) Optional Items/Finishes |

PUFFET GENERAL SPECIFICATIONS

Frame Construction

Frame assembly is constructed of multi-ply hardwood, with tongue and groove construction. All foam is fully bonded to frame. Seat cushions are 5" graded high resiliency (H.R.) block foam, covered entirely with special bonded polyester fiber to protect final upholstery. No sag-springs are installed in along with interlocking helicoil springs to prevent sagging and provide additional seat support.

Upholstery

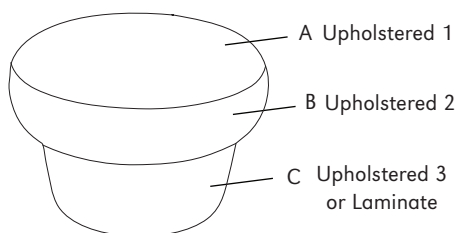
Seat and back are covered in choice of fabric, vinyl, crypton, leather or COM. (For matching patterned fabric allow 15% more yardage.) ERG uses only water based glues and adhesives in our upholstery process.

Optional Laminate Plinth Base

Replaces upholstery bottom with laminate instead of fabric. ERG offers over 1000 standard laminate choices from Nevamar, Wilsonart, Formica and Pionite.

Glides

Puffets come with factory installed, 2" nylon glides in Black. Optional wooden legs are made of solid Maple wood and are finished in choice of standard transparent wood stain colors.



Laminate Plinth Base at
additional cost

Due to fabric design options it is necessary to include with your order a **sketch/layout** to specify which fabric is to be used on each area of the Muffet/Puffet. Use the callouts shown to define fabric areas in your sketch.

* For plinth please specify laminate choice


COLORS/FINISHES

Wood Stain Finish Colors:

All transparent wood stain colors available.

OPTIONS

- CODE: FR - CAL 133 (TB 133) Fire Retardant.
- CODE: MB - Moisture Barrier.
- CODE: PB - Laminate Plinth Base.
- CODE: WOD - Maple Wood Legs (Puffet).
- CODE: SBH - Special Height.
- CODE: 2FO - Two Fabric Option.
- CODE: 3FO - Three Fabric Option.



MAPLE WOOD LEG
DETAIL



LAMINATE PLINTH BASE
DETAIL

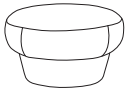


RECESSED KICK BASE DETAIL

DIMENSIONS	30" Full	36" Full	24" Muffet
Overall Depth:	30"	36"	24"
Overall Width:	30"	36"	24"
Overall Height:	18"	18"	15"
Qty./Wt.:	3 ea./78 lbs.	1 ea./98 lbs.	1 ea./36 lbs.

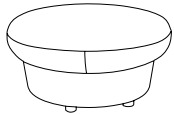


FULL ROUND ROUND PUFFET AND MUFFET

MODEL / DESCRIPTION / LIST PRICING

1353 Muffet Full Round Ottoman 24" Dia.

COM Yardage: Total: 3.5 Yds. / Top: 2 Yds. / Base: 1.5 Yds.

COM	GR1	GR2	GR3	GR4	GR5	GR6	GR7	GR8	GR9	GR10	LEA
\$1080	\$1155	\$1201	\$1249	\$1300	\$1352	\$1406	\$1462	\$1521	\$1581	\$1645	\$1943


3493 Puffet Full Round Ottoman 30" Dia.

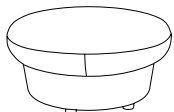
COM Yardage: Total: 4.5 Yds. / Top: 2.5 Yds. / Base: 2 Yds.

COM	GR1	GR2	GR3	GR4	GR5	GR6	GR7	GR8	GR9	GR10	LEA
\$2360	\$2526	\$2626	\$2732	\$2841	\$2954	\$3073	\$3195	\$3323	\$3456	\$3594	\$4248

3493-RB Puffet Full Round Ottoman 30" Dia. - Recessed Kick Base

COM Yardage: Total: 4.5 Yds. / Top: 2.5 Yds. / Base: 2 Yds.

COM	GR1	GR2	GR3	GR4	GR5	GR6	GR7	GR8	GR9	GR10	LEA
\$2526	\$2703	\$2811	\$2923	\$3040	\$3162	\$3289	\$3419	\$3557	\$3698	\$3847	\$4546


3492 Puffet Full Round Ottoman 36" Dia.

COM Yardage: Total: 4.75 Yds. / Top: 2.75 Yds. / Base: 2 Yds.

COM	GR1	GR2	GR3	GR4	GR5	GR6	GR7	GR8	GR9	GR10	LEA
\$2846	\$3045	\$3168	\$3294	\$3426	\$3563	\$3706	\$3853	\$4008	\$4168	\$4335	\$5123

3492-RB Puffet Full Round Ottoman 36" Dia. Recessed Kick Base

COM Yardage: Total: 4.75 Yds. / Top: 2.75 Yds. / Base: 2 Yds.

COM	GR1	GR2	GR3	GR4	GR5	GR6	GR7	GR8	GR9	GR10	LEA
\$3029	\$3242	\$3371	\$3507	\$3646	\$3792	\$3944	\$4102	\$4265	\$4436	\$4614	\$5453

OPTIONS

Add upcharge to list price and code to model number

FR	CAL 133 (TB 133) Fire Retardant per yard	\$90/yd.
MB	Moisture Barrier - per seat	\$125
PB	Laminate Plinth Base	\$360
WOD	Maple Wood Legs (Puffet only)	\$96

2FO	Two fabric option	\$98
3FO	Three fabric option	\$148
SBH	Special Height	\$295



RAVEN TABLE OF CONTENTS

Raven Banquette.....	2
Raven Modular	8
Raven Lounge.....	25
Raven Curio/Occasional.....	27
Raven Junior	35

RAVEN BANQUETTE

The Raven Banquette offers the utmost in seating comfort. Designed for higher education and any public spaces that require long duration seating comfort and greater width and depth.

Raven Banquette
Available in 3 heights
27", 33" or 42"



2-SEAT UNIT WITH
OPTIONAL PLINTH BASE
33" STANDARD HEIGHT



BACK TO BACK UNIT
42" HIGH BACK



42" HI-BACK HEIGHT
OPTIONAL PLINTH BASE

ORDERING INFORMATION

- | | |
|--------------------------|----------------------------|
| 1) Series Name | 5) Optional Items / Colors |
| 2) Model Number | |
| 3) Quantity | |
| 4) Fabric Grade & Number | |

RAVEN MODULAR LOUNGE SPECIFICATIONS

Frame Construction

Frame assembly is constructed of multi-ply hardwood, with tongue and groove construction. All foam is fully bonded to frame. Seat cushions are 4" graded high resiliency (H.R.) block foam with back 3" (H.R.) foam, covered entirely with special bonded polyester fiber to protect final upholstery. No sag-springs are installed in seat & back along with interlocking helicoil springs to prevent sagging and provide additional lower back and seat support.

Upholstery

Seat and back are covered in choice of fabric, vinyl, crypton, leather or COM. ERG uses only water based glues and adhesives in our upholstery process.

Standard Metal Legs

3" Round tubular steel legs are available in standard powder coat finishes or optional polished chrome. Round wood legs are available in standard stain finishes.

Optional Plinth Base

The optional recessed base is available in a choice of laminate or unfinished so that you can add your own cove base or carpet.

Anchoring

Raven Banquettes are easy to anchor to the floor. Floor mount instructions can be provided by customer service. Hardware for anchoring bench to the floor is not included.

OPTIONS

- CODE: FR - CAL 133 (TB 133) Fire Retardant.
- CODE: MB -Moisture Barrier (up to 60" overall width).
- CODE: MB60 -Moisture Barrier (over 60" overall width).
- CODE: MBB -Moisture Barrier (up to 60" overall width Back-to-Back).
- CODE: MBB60 -Moisture Barrier (over 60" overall width Back-to-Back).
- CODE: LOW - Fully Upholstered Low Back - 27" OA Height.
- CODE: WOD - Wood Legs.
- CODE: PC - Polished Chrome Legs.
- CODE: CAS - 3" Casters.
- CODE: 2FO - Two Fabric Option.
- CODE: GB - Ganging Brackets for metal/wood legs
(Necessary when ganging two or more modules together).
- CODE: GBP - Ganging Brackets For Plinth Base
- CODE: PB48 - Plinth Base - up to 48".
- CODE: PB72 - Plinth Base - 49" to 72".
- CODE: PB48B - Plinth Base - up to 48" back-to-back.
- CODE: PB72B - Plinth Base - 49" to 72" back-to-back..
- CODE: UFB - Unfinished Plinth Base.



POLISHED CHROME LEGS



WOOD LEGS



TWO FABRIC OPTION




27" LOW BACK AND PLINTH OPTION

DIMENSIONS	Straight Banquette
Seat Depth:	20"
Seat Height:	18"
Overall Depth:	27"
Overall Width:	48, 60, 72"
Overall Height:	33"
Qty./Wt.:	1 ea./150 lbs.



RAVEN BANQUETTE WITH OPTIONAL PLINTH BASE


MODEL / DESCRIPTION / LIST PRICING



8372 48" Straight Banquette (4 legs)

COM Yardage: Total: 6.5 Yds. / Back: 4 Yds. / Seat: 2.5 Yds.


COM	GR1	GR2	GR3	GR4	GR5	GR6	GR7	GR8	GR9	GR10	LEA
\$2000	\$2151	\$2300	\$2449	\$2600	\$2749	\$2899	\$3049	\$3199	\$3348	\$3499	\$3643



8374 60" Straight Banquette (4 legs)

COM Yardage: Total: 8 Yds. / Back: 5 Yds. / Seat: 3 Yds.

COM	GR1	GR2	GR3	GR4	GR5	GR6	GR7	GR8	GR9	GR10	LEA
\$2500	\$2688	\$2874	\$3062	\$3249	\$3437	\$3624	\$3812	\$3998	\$4186	\$4373	\$4553



8376 72" Straight Banquette (6 legs)

COM Yardage: Total: 11.5 Yds. / Back: 7 Yds. / Seat: 3.5 Yds.

COM	GR1	GR2	GR3	GR4	GR5	GR6	GR7	GR8	GR9	GR10	LEA
\$3001	\$3225	\$3450	\$3674	\$3899	\$4125	\$4349	\$4574	\$4798	\$5023	\$5248	\$5464

OPTIONS

Add upcharge to list price and code to model number

FR	CAL 133 (TB 133) Fire Retardant per yard	\$90/yd.
MB	Moisture Barrier - up to 60" width	\$125 each
MB60	Moisture Barrier - over 60" width	\$200 each
LOW	Fully Upholstered Low Back - 27" OA Height	\$95 per unit
PB48	Plinth Base - Up To 48"	\$190
PB72	Plinth Base - 49" to 72"	\$320
WOD	Wood Legs	\$24 each

PC	Polished Chrome Legs	\$25 - each
CAS	3" Casters	\$25 - each
2FO	Two Fabric Option	\$98
GB	Ganging Brackets for Metal/Wood Legs	\$52
GBP	Ganging Bracket for Plinth Base	\$110
UFB	Unfinished Plinth Base (deduct from plinth option)	Deduct \$80

DIMENSIONS	Back-to-Back Banquette
Seat Depth:	20"
Seat Height:	18"
Overall Depth:	52"
Overall Width:	48, 60, 72"
Overall Height:	33"
Qty./Wt.:	1 ea./280 lbs.



RAVEN 48" BACK-TO-BACK
BANQUETTE
WITH OPTIONAL PLINTH

MODEL / DESCRIPTION / LIST PRICING



8380 48" Back-to-Back Banquette (6 legs)

COM Yardage: Total: 8 Yds. / Back: 3 Yds. / Seat: 5 Yds.

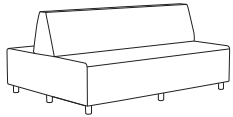
COM	GR1	GR2	GR3	GR4	GR5	GR6	GR7	GR8	GR9	GR10	LEA
\$3801	\$4086	\$4370	\$4653	\$4940	\$5223	\$5509	\$5792	\$6079	\$6362	\$6648	\$6922



8382 60" Back-to-Back Banquette (6 legs)

COM Yardage: Total: 11 Yds. / Back: 5 Yds. / Seat: 6 Yds.

COM	GR1	GR2	GR3	GR4	GR5	GR6	GR7	GR8	GR9	GR10	LEA
\$4751	\$5107	\$5461	\$5817	\$6174	\$6530	\$6887	\$7242	\$7596	\$7953	\$8309	\$8650




8384 72" Back-to-Back Banquette (8 legs)

COM Yardage: Total: 13 Yds. / Back: 6 Yds. / Seat: 7 Yds.

COM	GR1	GR2	GR3	GR4	GR5	GR6	GR7	GR8	GR9	GR10	LEA
\$5702	\$6128	\$6555	\$6981	\$7408	\$7837	\$8263	\$8689	\$9117	\$9543	\$9972	\$10382

Note: To order Back to Back banquettes with privacy panel, the order will consist of two single straight units and privacy panel.
The overall depth of these combined units with panel is 55".




OPTIONS

Add upcharge to list price and code to model number

FR	CAL 133 (TB 133) Fire Retardant per yard	\$90/yd.
MBB	Moisture Barrier - up to 60" width (Back-to-Back)	\$250 each
MBB60	Moisture Barrier - over 60" width (Back-to-Back)	\$400 each
LOW	Fully Upholstered Low Back - 27" OA Height	\$95 per unit
PB48B	Plinth Base - Up To 48" Back-To-Back	\$290
PB72B	Plinth Base - 49" to 72" Back-To-Back	\$440
WOD	Wood Legs	\$24 each

PC	Polished Chrome Legs	\$25 - each
CAS	3" Casters	\$25 - each
2FO	Two Fabric Option	\$98
GB	Ganging Brackets for Metal/Wood Legs	\$52
GBP	Ganging Bracket for Plinth Base	\$110
UFB	Unfinished Plinth Base (deduct from plinth option)	Deduct \$80

DIMENSIONS	Straight Banquette
Seat Depth:	20"
Seat Height:	18"
Overall Depth:	28.5"
Overall Width:	48, 60, 72"
Overall Height:	42"
Qty./Wt.:	1 ea./150 lbs.



RAVEN 60" HIGH BACK
BANQUETTE WITH TWO FABRICS


MODEL / DESCRIPTION / LIST PRICING



8372HB 48" Straight High Back Banquette (4 legs)

COM Yardage: Total: 7.5 Yds. / Back: 4.5 Yds. / Seat: 3 Yds.


COM	GR1	GR2	GR3	GR4	GR5	GR6	GR7	GR8	GR9	GR10	LEA
\$3044	\$3257	\$3388	\$3523	\$3663	\$3811	\$3963	\$4121	\$4287	\$4458	\$4636	\$5481



8374HB 60" Straight High Back Banquette (4 legs)

COM Yardage: Total: 10 Yds. / Back: 6 Yds. / Seat: 4 Yds.

COM	GR1	GR2	GR3	GR4	GR5	GR6	GR7	GR8	GR9	GR10	LEA
\$3745	\$4008	\$4167	\$4335	\$4508	\$4688	\$4876	\$5071	\$5273	\$5484	\$5704	\$6742



8376HB 72" Straight High Back Banquette (6 legs)

COM Yardage: Total: 11 Yds. / Back: 6.5 Yds. / Seat: 4.5 Yds.

COM	GR1	GR2	GR3	GR4	GR5	GR6	GR7	GR8	GR9	GR10	LEA
\$4445	\$4757	\$4946	\$5145	\$5351	\$5564	\$5787	\$6019	\$6260	\$6509	\$6770	\$8002

OPTIONS


Add upcharge to list price and code to model number

FR	CAL 133 (TB 133) Fire Retardant per yard	\$90/yd.
MB	Moisture Barrier - up to 60" width	\$125 each
MB60	Moisture Barrier - over 60" width	\$200 each
PB48	Plinth Base - Up To 48"	\$190
PB72	Plinth Base - 49" to 72"	\$320
WOD	Wood Legs	\$24 each

PC	Polished Chrome Legs	\$25 - each
CAS	3" Casters	\$25 - each
2FO	Two Fabric Option	\$98
GB	Ganging Brackets for Metal/Wood Legs	\$52
GBP	Ganging Bracket for Plinth Base	\$110
UFB	Unfinished Plinth Base (deduct from plinth option)	Deduct \$80

DIMENSIONS	Back-to-Back Banquette
Seat Depth:	20"
Seat Height:	18"
Overall Depth:	52"
Overall Width:	22, 48, 60, 72"
Overall Height:	42"
Qty./Wt.:	1 ea./290 lbs.


 60" RAVEN BACK-TO-BACK
 HIGH BACK BANQUETTE

MODEL / DESCRIPTION / LIST PRICING

8380HB 48" Back-to-Back High Back Banquette (6 legs)


COM Yardage: Total: 9 Yds. / Back: 4 Yds. / Seat: 5 Yds.

COM	GR1	GR2	GR3	GR4	GR5	GR6	GR7	GR8	GR9	GR10	LEA
\$5785	\$6189	\$6436	\$6694	\$6962	\$7241	\$7531	\$7831	\$8144	\$8470	\$8808	\$10412


8382HB 60" Back-to-Back High Back Banquette (6 legs)

COM Yardage: Total: 12 Yds. / Back: 6 Yds. / Seat: 6 Yds.

COM	GR1	GR2	GR3	GR4	GR5	GR6	GR7	GR8	GR9	GR10	LEA
\$7117	\$7614	\$7918	\$8236	\$8565	\$8909	\$9263	\$9635	\$10020	\$10419	\$10838	\$12809


8384HB 72" Back-to-Back High Back Banquette (8 legs)

COM Yardage: Total: 14 Yds. / Back: 7 Yds. / Seat: 7 Yds.

COM	GR1	GR2	GR3	GR4	GR5	GR6	GR7	GR8	GR9	GR10	LEA
\$8446	\$9037	\$9399	\$9776	\$10166	\$10572	\$10996	\$11435	\$11893	\$12368	\$12862	\$15203

OPTIONS

Add upcharge to list price and code to model number

FR	CAL 133 (TB 133) Fire Retardant per yard	\$90/yd.
MBB	Moisture Barrier - up to 60" width (Back-to-Back)	\$250 each
MBB60	Moisture Barrier - over 60" width (Back-to-Back)	\$400 each
PB48B	Plinth Base - Up To 48" Back-To-Back	\$290
PB72B	Plinth Base - 49" to 72" Back-To-Back	\$440
WOD	Wood Legs	\$24 each

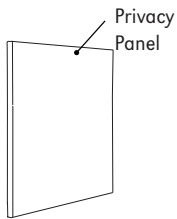
PC	Polished Chrome Legs	\$25 - each
CAS	3" Casters	\$25 - each
2FO	Two Fabric Option	\$98
GB	Ganging Brackets for Metal/Wood Legs	\$52
GBP	Ganging Bracket for Plinth Base	\$110
UFB	Unfinished Plinth Base (deduct from plinth option)	Deduct \$80

PRIVACY PANELS ONLY

DIMENSIONS	48" Wide Privacy Panel	60" Wide Privacy Panel	72" Wide Privacy Panel
Panel Depth:	1"	1"	1"
Panel Width:	48"	60"	72"
Panel Height:	48"	48"	48"


 RAVEN BACK TO BACK BANQUETTE
 WITH PRIVACY PANEL

 1/2" THICK ACRYLIC
 PRIVACY PANELS AVAILABLE

MODEL / DESCRIPTION / LIST PRICING

360P 48" Wide Privacy Panel

COM Yardage: Total: 3 Yds. (Please allow extra fabric for repeat design.)

COM	GR1	GR2	GR3	GR4	GR5	GR6	GR7	GR8	GR9	GR10	LEA
\$948	\$1015	\$1055	\$1098	\$1141	\$1187	\$1234	\$1283	\$1334	\$1389	\$1443	\$1706
LAMINATE			VENEER			ACRYLIC					
\$929			\$1827			CALL					

362P 60" Wide Privacy Panel

COM Yardage: Total: 4 Yds. (Please allow extra fabric for repeat design.)

COM	GR1	GR2	GR3	GR4	GR5	GR6	GR7	GR8	GR9	GR10	LEA
\$1250	\$1339	\$1391	\$1448	\$1505	\$1565	\$1627	\$1693	\$1760	\$1831	\$1904	\$2251
LAMINATE			VENEER			ACRYLIC					
\$1214			\$2350			CALL					

365P 72" Wide Privacy Panel

COM Yardage: Total: 5 Yds. (Please allow extra fabric for repeat design.)

COM	GR1	GR2	GR3	GR4	GR5	GR6	GR7	GR8	GR9	GR10	LEA
\$1531	\$1638	\$1704	\$1772	\$1843	\$1916	\$1993	\$2073	\$2156	\$2242	\$2330	\$2756
LAMINATE			VENEER			ACRYLIC					
\$1477			\$2759			CALL					

**Raven Modular Back
Available in 2 heights
27" and 33"**

RAVEN MODULAR COLLECTION

The Raven Modular Lounge Series offers the utmost in seating comfort. Designed for higher education and any public spaces that require long duration seating comfort. Also available in a junior size for children's areas.



BARIATRIC UNIT



CORNER UNIT



60° INSIDE CURVE UNIT

ORDERING INFORMATION

- | | |
|----------------------------|-------------------------------|
| 1) Series Name | 5) Powder Coat Color for legs |
| 2) Model Number | 6) Optional Items |
| 3) Quantity | |
| 4) Fabric Grade and Number | |

RAVEN MODULAR LOUNGE SPECIFICATIONS

Frame

Frame assembly is constructed of multi-ply hardwood, with tongue and groove construction. Seat foam is bonded to all sides of hardwood frame. Seat cushions are 4" graded, high resiliency (H.R.) block foam with seat back 3" H.R. foam, covered entirely with special bonded polyester fiber to protect final upholstery. No sag-springs are installed in seat & back along with interlocking helicoil springs to prevent sagging and provide additional lower back and seat support.

Upholstery

Raven modular lounge is fully upholstered in your choice of fabric, vinyl, crypton, leather or Customers Own Material. ERG uses only water based glues and adhesives in all our upholstery process.

Legs

Round tubular steel legs are available in standard powder coat colors. Optional polished chrome and wood legs are also available.

COLORS / FINISHES

Legs

Standard powder coat colors or optional polished chrome available. Wood legs are finished in your choice of standard wood stain colors.

OPTIONS

- CODE: FR - CAL 133 (TB 133) Fire Retardant.
- CODE: MB - Moisture Barrier (up to 60" overall width).
- CODE: MB60 - Moisture Barrier (over 60" overall width).
- CODE: LOW - Fully Upholstered Low Back - 27" OA Height.
- CODE: WOD - Wood Legs.
- CODE: WAC - Wood Arm Caps.
- CODE: PAC - Poly Arm Caps - Standard Black/Charcoal
- CODE: PC - Polished Chrome Legs.
- CODE: CAS - 3" Casters.
- CODE: 2FO - Two Fabric Option.
- CODE: GD - Ganging Brackets for metal/wood legs
(Necessary when ganging two or more modules together).
- CODE: TABF(-) - Fixed Laminate Tablet - outside of modular unit
(round post, specify tablet shape A, B or C)
- CODE: TABFB(-) - Fixed Laminate Tablet - between two modular units
(blade post, specify tablet shape A, B or C)
- CODE: SST - Solid Surface Tablet Arm
- CODE: LAM5 - Non-standard laminate for 5 or less tablets
see options for upcharge
- CODE: SS5 - Non-standard Solid Surface top for 5 or less tablets



LOW-BACK



POWER/DATA



TWO FABRICS



LAMINATE TABLET OR
 OPTIONAL SOLID SURFACE



CASTERS



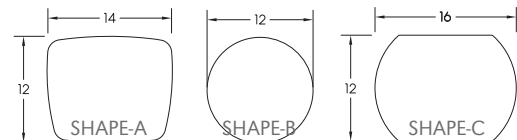
WOOD LEGS

TABLET SHAPES

Choose from 3 Tablet Shapes:

Tablets for all modular series are available in 3 shapes, choose from the three shapes shown and specify; A, B or C and left or right (outside tablet) when ordering. Example: TABF-(A) Left - this would be a fixed shape A tablet on the left side (when seated).

Optional Solid Surface available.



Tablet orders of 5 or less:

3 standard laminate colors:

Wilsonart Black 1595-60, Formica Brite White 459-58 or
 Nevamar Silver Alu Metalx MXT003.

4 standard Corian colors:

Bone, Bronzite, Glacier White, and Silver Grey.

DIMENSIONS	Straight Unit	30° Curve Inside	45° Curve Inside	60° Curve Inside
Seat Depth:	20"	20"	20"	20"
Seat Height:	18"	18"	18"	18"
Overall Depth:	27"	29"	30.5"	32.5"
Overall Width:	22, 30, 44"	35"	52"	67"
Overall Height:	33"	33"	33"	33"
Qty./Wt.:	1 ea./44 lbs.	1 ea./64 lbs.	1 ea./84 lbs.	1 ea./115 lbs.



STRAIGHT UNITS - TABLET ARM AND ELECTRICAL OPTIONS

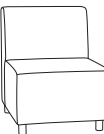
MODEL / DESCRIPTION / LIST PRICING



8302 22" Straight Unit (4 legs)

COM Yardage: Total: 4 Yds. / Back: 2 Yds. / Seat: 2 Yds.


COM	GR1	GR2	GR3	GR4	GR5	GR6	GR7	GR8	GR9	GR10	LEA
\$1105	\$1186	\$1265	\$1357	\$1438	\$1529	\$1621	\$1712	\$1804	\$1896	\$1987	\$2119



8304 30" Straight Unit (4 legs)

COM Yardage: Total: 4.5 Yds. / Back: 2 Yds. / Seat: 2.5 Yds.


COM	GR1	GR2	GR3	GR4	GR5	GR6	GR7	GR8	GR9	GR10	LEA
\$1295	\$1392	\$1494	\$1609	\$1712	\$1827	\$1941	\$2056	\$2170	\$2285	\$2422	\$2554



8306 44" Straight Unit (4 legs)

COM Yardage: Total: 7 Yds. / Back: 4 Yds. / Seat: 3 Yds.


COM	GR1	GR2	GR3	GR4	GR5	GR6	GR7	GR8	GR9	GR10	LEA
\$1833	\$1971	\$2108	\$2245	\$2383	\$2520	\$2657	\$2795	\$2932	\$3069	\$3207	\$3339



8308 Inside 30° Curve Unit (4 legs)

COM Yardage: Total: 5 Yds. / Back: 2.5 Yds. / Seat: 2.5 Yds.

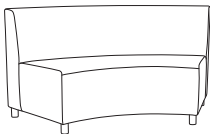
COM	GR1	GR2	GR3	GR4	GR5	GR6	GR7	GR8	GR9	GR10	LEA
\$1202	\$1282	\$1363	\$1454	\$1534	\$1625	\$1717	\$1808	\$1900	\$1991	\$2083	\$2215



8310 Inside 45° Curve Unit (4 legs)

COM Yardage: Total: 6 Yds. / Back: 3.5 Yds. / Seat: 2.5 Yds.

COM	GR1	GR2	GR3	GR4	GR5	GR6	GR7	GR8	GR9	GR10	LEA
\$1766	\$1880	\$1995	\$2121	\$2236	\$2361	\$2487	\$2613	\$2739	\$2865	\$2991	\$3122



8318 Inside 60° Curve Unit (5 legs)

COM Yardage: Total: 8 Yds. / Back: 4.5 Yds. / Seat: 3.5 Yds.

COM	GR1	GR2	GR3	GR4	GR5	GR6	GR7	GR8	GR9	GR10	LEA
\$2296	\$2410	\$2524	\$2651	\$2765	\$2891	\$3017	\$3142	\$3269	\$3394	\$3521	\$3653

OPTIONS

Add upcharge to list price and code to model number

FR	CAL 133 (TB 133) Fire Retardant per yard	\$90/yd.
MB	Moisture Barrier - up to 60" width	\$125 each
MB60	Moisture Barrier - over 60" width	\$200 each
LOW	Fully Upholstered Low Back - 27" OA Height	\$95
WOD	Wood Legs	\$24 each
PC	Polished Chrome Legs	\$25 each
CAS	3" Casters	\$25 each

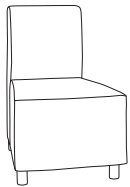
2FO	Two Fabric Option	\$98
GD	Ganging Brackets for Metal/Wood Legs	\$52
TABF-()	Fixed Tablet (outside, specify (L/R), shape A, B or C)	\$370
TABFB-()	Fixed Tablet (blade, specify (L/R), shape A, B or C)	\$370
SST	Solid Surface Tablet Arm - add to tablet option	\$125
LAM5	Non-standard laminate (5 tablets or less)	\$250 ea. tablet
SS5	Non-standard Solid Surface (5 tablets or less)	Call For Quote

DIMENSIONS	20° Curve Outside	30° Curve Outside	45° Curve Outside	60° Curve Outside
Seat Depth:	20"	20"	20"	20"
Seat Height:	18"	18"	18"	18"
Overall Depth:	27"	29"	30.5"	32.5"
Overall Width:	23"	35"	52"	67"
Overall Height:	33"	33"	33"	33"
Qty./Wt.:	1 ea./44 lbs.	1 ea./64 lbs.	1 ea./85 lbs.	1 ea./110 lbs.



60 DEGREE OUTSIDE CURVE


MODEL / DESCRIPTION / LIST PRICING



8312 Outside 20° Curve Unit (4 legs)

COM Yardage: Total: 4.5 Yds. / Back: 2 Yds. / Seat: 2.5 Yds.


COM	GR1	GR2	GR3	GR4	GR5	GR6	GR7	GR8	GR9	GR10	LEA
\$1256	\$1347	\$1427	\$1518	\$1599	\$1691	\$1782	\$1874	\$1965	\$2057	\$2148	\$2280



8314 Outside 30° Curve Unit (4 legs)

COM Yardage: Total: 5 Yds. / Back: 2 Yds. / Seat: 3 Yds.


COM	GR1	GR2	GR3	GR4	GR5	GR6	GR7	GR8	GR9	GR10	LEA
\$1343	\$1434	\$1514	\$1606	\$1686	\$1778	\$1869	\$1961	\$2052	\$2144	\$2236	\$2366



8316 Outside 45° Curve Unit (4 legs)

COM Yardage: Total: 7 Yds. / Back: 3 Yds. / Seat: 4 Yds.

COM	GR1	GR2	GR3	GR4	GR5	GR6	GR7	GR8	GR9	GR10	LEA
\$1973	\$2087	\$2202	\$2328	\$2443	\$2568	\$2694	\$2820	\$2946	\$3072	\$3198	\$3329



8320 Outside 60° Curve Unit (5 legs)

COM Yardage: Total: 8 Yds. / Back: 3.5 Yds. / Seat: 4.5 Yds.

COM	GR1	GR2	GR3	GR4	GR5	GR6	GR7	GR8	GR9	GR10	LEA
\$2353	\$2479	\$2593	\$2720	\$2834	\$2959	\$3086	\$3211	\$3338	\$3463	\$3589	\$3721

OPTIONS

Add upcharge to list price and code to model number

FR	CAL 133 (TB 133) Fire Retardant per yard	\$90/yd.
MB	Moisture Barrier - up to 60" width	\$125 each
MB60	Moisture Barrier - over 60" width	\$200 each
LOW	Fully Upholstered Low Back - 27" OA Height	\$95
WOD	Wood Legs	\$24 each
PC	Polished Chrome Legs	\$25 each
CAS	3" Casters	\$25 each

2FO	Two Fabric Option	\$98
GD	Ganging Brackets for Metal/Wood Legs	\$52
TABF-()	Fixed Tablet (outside, specify (L/R), shape A, B or C)	\$370
TABFB-()	Fixed Tablet (blade, specify (L/R), shape A, B or C)	\$370
SST	Solid Surface Tablet Arm - add to tablet option	\$125
LAM5	Non-standard laminate (5 tablets or less)	\$250 ea. tablet
SS5	Non-standard Solid Surface (5 tablets or less)	Call For Quote

DIMENSIONS	Corner Units
Seat Depth:	21"
Seat Height:	18"
Overall Depth:	28"
Overall Width:	28"
Overall Height:	33"
Qty./Wt.:	1 ea./75 lbs.



CORNER UNIT – SQUARE SEAT BACK


MODEL / DESCRIPTION / LIST PRICING



8386 Corner Unit – Square Seat Back (4 legs)

COM Yardage: Total: 6 Yds. / Back: 4.5 Yds. / Seat: 1.5 Yds.


COM	GR1	GR2	GR3	GR4	GR5	GR6	GR7	GR8	GR9	GR10	LEA
\$2128	\$2276	\$2367	\$2461	\$2559	\$2662	\$2769	\$2880	\$2995	\$3115	\$3239	\$3828



8388 Corner Unit – Curved Seat Back (4 legs)

COM Yardage: Total: 6 Yds. / Back: 4.5 Yds. / Seat: 1.5 Yds.

COM	GR1	GR2	GR3	GR4	GR5	GR6	GR7	GR8	GR9	GR10	LEA
\$2218	\$2373	\$2468	\$2566	\$2669	\$2776	\$2887	\$3003	\$3123	\$3247	\$3378	\$3992



8389 Corner Unit – Curved Back Panel Corner Unit (4 legs)

COM Yardage: Total: 6 Yds. / Back: 4.5 Yds. / Seat: 1.5 Yds.

COM	GR1	GR2	GR3	GR4	GR5	GR6	GR7	GR8	GR9	GR10	LEA
\$2385	\$2552	\$2653	\$2760	\$2871	\$2986	\$3104	\$3230	\$3357	\$3492	\$3632	\$4292

OPTIONS

Add upcharge to list price and code to model number

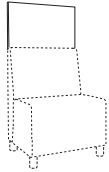
FR	CAL 133 (TB 133) Fire Retardant per yard	\$90/yd.
MB	Moisture Barrier - up to 60" width	\$125 each
MB60	Moisture Barrier - over 60" width	\$200 each
LOW	Fully Upholstered Low Back - 27" OA Height	\$95
WOD	Wood Legs	\$24 each

PC	Polished Chrome Legs	\$25 each
CAS	3" Casters	\$25 each
2FO	Two Fabric Option	\$98
GD	Ganging Brackets for Metal/Wood Legs	\$52

DIMENSIONS	Straight Unit	Straight Unit	Straight Unit
Overall Width:	22"	30"	44"
Overall Height:	48"	48"	48"
Qty./Wt.:	1 ea./100 lbs.	1 ea./110 lbs.	1 ea./120 lbs.



STRAIGHT UNIT

MODEL / DESCRIPTION / LIST PRICING

8302P/U 22" Straight Unit

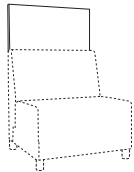
COM Yardage: 1.5 Yds.

COM	GR1	GR2	GR3	GR4	GR5	GR6	GR7	GR8	GR9	GR10	LEA
\$645	\$691	\$718	\$747	\$777	\$807	\$839	\$873	\$909	\$945	\$982	\$1161

8302P/L Laminate

8302P/A Acrylic

 Laminate
\$791

 Acrylic
CALL

8304P/U 30" Straight Unit

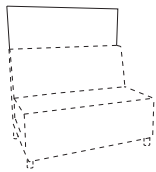
COM Yardage: 2 Yds.

COM	GR1	GR2	GR3	GR4	GR5	GR6	GR7	GR8	GR9	GR10	LEA
\$800	\$856	\$889	\$925	\$962	\$1002	\$1041	\$1082	\$1126	\$1172	\$1219	\$1440

8304P/L Laminate

8304P/A Acrylic

 Laminate
\$960

 Acrylic
CALL

8306P/U 44" Straight Unit

COM Yardage: 3 Yds.

COM	GR1	GR2	GR3	GR4	GR5	GR6	GR7	GR8	GR9	GR10	LEA
\$919	\$983	\$1021	\$1064	\$1105	\$1150	\$1196	\$1244	\$1294	\$1345	\$1400	\$1654

8306P/L Laminate

8306P/A Acrylic

 Laminate
\$1106

 Acrylic
CALL

OPTIONS

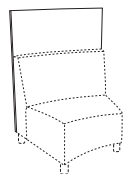
Add upcharge to list price and code to model number

FR	CAL 133 (TB 133) Fire Retardant per yard	\$90/yd.
----	--	----------

DIMENSIONS	30° Curve Inside	45° Curve Inside	60° Curve Inside
Overall Width:	35"	52"	67"
Overall Height:	48"	48"	48"
Qty./Wt.:	1 ea./135 lbs.	1 ea./145 lbs.	1 ea./160 lbs.



INSIDE CURVE UNIT

MODEL / DESCRIPTION / LIST PRICING

8308P/U Inside 30° Curve Unit

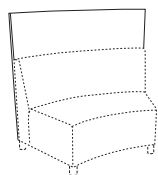
COM Yardage: 2 Yds.

COM	GR1	GR2	GR3	GR4	GR5	GR6	GR7	GR8	GR9	GR10	LEA
\$1198	\$1282	\$1333	\$1386	\$1441	\$1499	\$1560	\$1622	\$1687	\$1754	\$1824	\$2156

8308P/L Laminate

8308P/A Acrylic

 Laminate
\$1570

 Acrylic
CALL

8310P/U Inside 45° Curve Unit

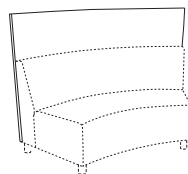
COM Yardage: 3 Yds.

COM	GR1	GR2	GR3	GR4	GR5	GR6	GR7	GR8	GR9	GR10	LEA
\$1378	\$1474	\$1534	\$1595	\$1658	\$1724	\$1794	\$1866	\$1940	\$2018	\$2098	\$2480

8310P/L Laminate

8310P/A Acrylic

 Laminate
\$1806

 Acrylic
CALL

8318P/U Inside 60° Curve Unit

COM Yardage: 4 Yds.

COM	GR1	GR2	GR3	GR4	GR5	GR6	GR7	GR8	GR9	GR10	LEA
\$2151	\$2302	\$2394	\$2490	\$2589	\$2693	\$2800	\$2912	\$3029	\$3150	\$3275	\$3872

8318P/L Laminate

8302P/A Acrylic

 Laminate
\$2814

 Acrylic
CALL

OPTIONS

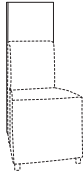
Add upcharge to list price and code to model number

FR	CAL 133 (TB 133) Fire Retardant per yard	\$90/yd.
----	--	----------

DIMENSIONS	20° Curve Outside	30° Curve Outside	45° Curve Outside	60° Curve Outside
Overall Width:	22"	35"	52"	67"
Overall Height:	48"	48"	48"	48"
Qty./Wt.:	1 ea./120 lbs.	1 ea./135 lbs.	1 ea./145 lbs.	1 ea./160 lbs.



OUTSIDE CURVE UNIT

MODEL / DESCRIPTION / LIST PRICING

8312P/U Outside 20° Curve Unit

COM Yardage: 1.5 Yds.

COM	GR1	GR2	GR3	GR4	GR5	GR6	GR7	GR8	GR9	GR10	LEA
\$838	\$897	\$933	\$970	\$1008	\$1050	\$1091	\$1135	\$1179	\$1227	\$1277	\$1509

8312P/L Laminate

8312P/A Acrylic

 Laminate
\$1099

 Acrylic
CALL

8314P/U Outside 30° Curve Unit

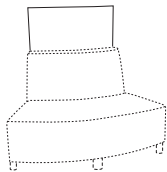
COM Yardage: 1.5 Yds.

COM	GR1	GR2	GR3	GR4	GR5	GR6	GR7	GR8	GR9	GR10	LEA
\$1198	\$1282	\$1333	\$1386	\$1441	\$1499	\$1560	\$1622	\$1687	\$1754	\$1824	\$2156

8314P/L Laminate

8314P/A Acrylic

 Laminate
\$1570

 Acrylic
CALL

8316P/U Outside 45° Curve Unit

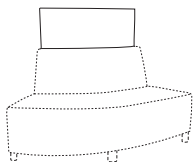
COM Yardage: 2 Yds.

COM	GR1	GR2	GR3	GR4	GR5	GR6	GR7	GR8	GR9	GR10	LEA
\$1378	\$1474	\$1534	\$1595	\$1658	\$1724	\$1794	\$1866	\$1940	\$2018	\$2098	\$2480

8316P/L Laminate

8316P/A Acrylic

 Laminate
\$1806

 Acrylic
CALL

8320P/U Outside 60° Curve Unit

COM Yardage: 3 Yds.

COM	GR1	GR2	GR3	GR4	GR5	GR6	GR7	GR8	GR9	GR10	LEA
\$2151	\$2302	\$2394	\$2490	\$2589	\$2693	\$2800	\$2912	\$3029	\$3150	\$3275	\$3872

8320P/L Laminate

8320P/A Acrylic

 Laminate
\$2814

 Acrylic
CALL

OPTIONS

Add upcharge to list price and code to model number

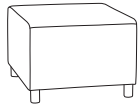
FR	CAL 133 (TB 133) Fire Retardant per yard	\$90/yd.
----	--	----------

DIMENSIONS	Straight Backless	Bariatric Backless
Seat Depth:	27"	27"
Seat Height:	18"	18"
Overall Depth:	27"	27"
Overall Width:	22", 44"	30"
Overall Height:	18"	18"
Qty./Wt.:	1 ea./40/60 lbs.	1 ea./80 lbs.



TWO SEAT STRAIGHT BACKLESS UNIT

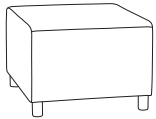
MODEL / DESCRIPTION / LIST PRICING



8326 Single Seat Backless Unit 22"

COM Yardage: Total: 2.5 Yds. / Sides: 1.5 Yds. / Top: 1 Yds.

COM	GR1	GR2	GR3	GR4	GR5	GR6	GR7	GR8	GR9	GR10	LEA
\$967	\$1050	\$1131	\$1226	\$1308	\$1403	\$1498	\$1591	\$1686	\$1780	\$1875	\$2010



8328 Bariatric Backless Unit 30"

COM Yardage: Total: 3 Yds. / Sides: 2 Yds. / Top: 1 Yds.

COM	GR1	GR2	GR3	GR4	GR5	GR6	GR7	GR8	GR9	GR10	LEA
\$1207	\$1348	\$1490	\$1632	\$1773	\$1914	\$2056	\$2197	\$2339	\$2480	\$2621	\$2758



8330 Two Seat Backless Unit 44"

COM Yardage: Total: 4 Yds. / Sides: 2.5 Yds. / Top: 1.5 Yds.

COM	GR1	GR2	GR3	GR4	GR5	GR6	GR7	GR8	GR9	GR10	LEA
\$1746	\$1887	\$2028	\$2170	\$2312	\$2454	\$2594	\$2736	\$2878	\$3019	\$3161	\$3296

OPTIONS

Add upcharge to list price and code to model number

FR	CAL 133 (TB 133) Fire Retardant per yard	\$90/yd.
MB	Moisture Barrier - up to 60" width	\$125 each
WOD	Wood Legs	\$24 each
PC	Polished Chrome Legs	\$25 each
CAS	3" Casters	\$25 each
2FO	Two Fabric Option	\$98

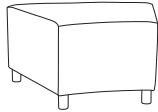
GD	Ganging Brackets for Metal/Wood Legs	\$52
TABF-(L)	Fixed Tablet (outside, specify (L/R), shape A, B or C)	\$370
TABFB-(L)	Fixed Tablet (blade, specify (L/R), shape A, B or C)	\$370
SST	Solid Surface Tablet Arm - add to tablet option	\$125
LAM5	Non-standard laminate (5 tablets or less)	\$250 ea. tablet
SS5	Non-standard Solid Surface (5 tablets or less)	Call For Quote

DIMENSIONS	20° Curve Backless	30° Curve Backless	45° Curve Backless	60° Curve Backless
Seat Depth:	27"	27"	27"	27"
Seat Height:	18"	18"	18"	18"
Overall Depth:	28"	29"	30.5"	32.5"
Overall Width:	32"	35"	52"	67"
Overall Height:	18"	18"	18"	18"
Qty./Wt.:	1 ea./42 lbs.	1 ea./62 lbs.	1 ea./82 lbs.	1 ea./102 lbs.



60° CURVE BACKLESS UNIT

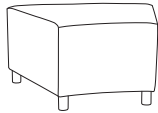
MODEL / DESCRIPTION / LIST PRICING



8332 20° Curve Unit (4 legs)

COM Yardage: Total: 2.25 Yds. / Sides: 1.5 Yds. / Top: 1 Yds.

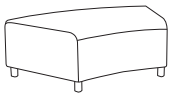
COM	GR1	GR2	GR3	GR4	GR5	GR6	GR7	GR8	GR9	GR10	LEA
\$1083	\$1166	\$1248	\$1343	\$1426	\$1519	\$1614	\$1708	\$1803	\$1897	\$1991	\$2127



8334 30° Curve Unit (4 legs)

COM Yardage: Total: 2.5 Yds. / Sides: 1.75 Yds. / Top: 1.25 Yds.

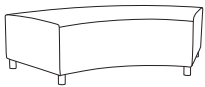
COM	GR1	GR2	GR3	GR4	GR5	GR6	GR7	GR8	GR9	GR10	LEA
\$1163	\$1246	\$1329	\$1422	\$1505	\$1600	\$1694	\$1789	\$1882	\$1977	\$2071	\$2207



8336 45° Curve Unit (4 legs)

COM Yardage: Total: 3.5 Yds. / Sides: 2 Yds. / Top: 1.75 Yds.

COM	GR1	GR2	GR3	GR4	GR5	GR6	GR7	GR8	GR9	GR10	LEA
\$1618	\$1700	\$1782	\$1877	\$1959	\$2054	\$2147	\$2242	\$2337	\$2431	\$2526	\$2661



8338 60° Curve Unit (5 legs)

COM Yardage: Total: 4.5 Yds. / Sides: 3 Yds. / Top: 2.5 Yds.

COM	GR1	GR2	GR3	GR4	GR5	GR6	GR7	GR8	GR9	GR10	LEA
\$1977	\$2059	\$2142	\$2237	\$2318	\$2413	\$2507	\$2602	\$2696	\$2790	\$2884	\$3020

OPTIONS

Add upcharge to list price and code to model number

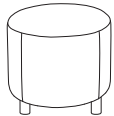
FR	CAL 133 (TB 133) Fire Retardant per yard	\$90/yd.
MB	Moisture Barrier - up to 60" width	\$125 each
MB60	Moisture Barrier - over 60" width	\$200 each
WOD	Wood Legs	\$24 each
PC	Polished Chrome Legs	\$25 each
CAS	3" Casters	\$25 each
2FO	Two Fabric Option	\$98

GD	Ganging Brackets for Metal/Wood Legs	\$52
TABF-(_)	Fixed Tablet (outside, specify (L/R), shape A, B or C)	\$370
TABFB-(_)	Fixed Tablet (blade, specify (L/R), shape A, B or C)	\$370
SST	Solid Surface Tablet Arm - add to tablet option	\$125
LAM5	Non-standard laminate (5 tablets or less)	\$250 ea. tablet
SS5	Non-standard Solid Surface (5 tablets or less)	Call For Quote

DIMENSIONS	18" Round	24" Round	30" Round	36" Round	42" Round
Overall Depth:	18"	24"	30"	36"	42"
Overall Width:	18"	24"	30"	36"	42"
Overall Height:	18"	18"	18"	18"	18"
Qty./Wt.:	1 ea./26 lbs.	1 ea./37 lbs.	1 ea./48 lbs.	1 ea./68 lbs.	1 ea./84 lbs.

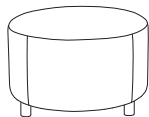


36" ROUND OTTOMAN

MODEL / DESCRIPTION / LIST PRICING

8341 18" Round Ottoman - 4 legs

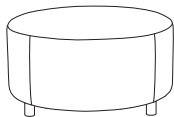

COM Yardage: Total: 2.75 Yds. / Sides: 2 Yds. / Top: .75 Yds.

COM	GR1	GR2	GR3	GR4	GR5	GR6	GR7	GR8	GR9	GR10	LEA
\$978	\$1118	\$1260	\$1402	\$1543	\$1684	\$1826	\$1967	\$2109	\$2251	\$2391	\$2528


8339 24" Round Ottoman - 4 legs

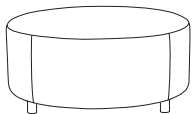

COM Yardage: Total: 2.25 Yds. / Sides: 1.5 Yds. / Top: .75 Yds.

COM	GR1	GR2	GR3	GR4	GR5	GR6	GR7	GR8	GR9	GR10	LEA
\$1141	\$1283	\$1424	\$1565	\$1707	\$1849	\$1990	\$2131	\$2273	\$2414	\$2556	\$2691


8340 30" Round Ottoman - 4 legs

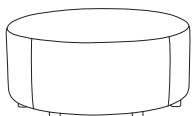

COM Yardage: Total: 2.5 Yds. / Sides: 1.5 Yds. / Top: 1 Yds.

COM	GR1	GR2	GR3	GR4	GR5	GR6	GR7	GR8	GR9	GR10	LEA
\$1569	\$1710	\$1852	\$1994	\$2135	\$2276	\$2418	\$2559	\$2701	\$2842	\$2983	\$3120


8342 36" Round Ottoman - 4 legs


COM Yardage: Total: 3.25 Yds. / Sides: 2 Yds. / Top: 1.25 Yds.

COM	GR1	GR2	GR3	GR4	GR5	GR6	GR7	GR8	GR9	GR10	LEA
\$1887	\$2028	\$2170	\$2312	\$2454	\$2594	\$2736	\$2878	\$3019	\$3161	\$3302	\$3438


8344 42" Round Ottoman - 6 legs

COM Yardage: Total: 4 Yds. / Sides: 2.5 Yds. / Top: 1.5 Yds.

COM	GR1	GR2	GR3	GR4	GR5	GR6	GR7	GR8	GR9	GR10	LEA
\$2039	\$2181	\$2323	\$2463	\$2605	\$2747	\$2889	\$3029	\$3171	\$3313	\$3454	\$3589

OPTIONS

Add upcharge to list price and code to model number

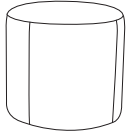
FR	CAL 133 (TB 133) Fire Retardant per yard	\$90/yd.
MB	Moisture Barrier - per ottoman	\$125
WOD	Wood Legs	\$24 each

PC	Polished Chrome Legs	\$25 each
CAS	3" Casters	\$25 each
2FO	Two Fabric Option	\$98

DIMENSIONS	18" Round	24" Round	30" Round	36" Round	42" Round
Overall Depth:	18"	24"	30"	36"	42"
Overall Width:	18"	24"	30"	36"	42"
Overall Height:	18"	18"	18"	18"	18"
Qty./Wt.:	1 ea./26 lbs.	1 ea./37 lbs.	1 ea./48 lbs.	1 ea./68 lbs.	1 ea./84 lbs.


 ROUND OTTOMAN / NO LEGS
W/ PLASTIC GLIDES

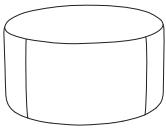
MODEL / DESCRIPTION / LIST PRICING



8341-NL 18" Round Ottoman / No Legs

COM Yardage: Total: 2.75 Yds. / Sides: 2 Yds. / Top: .75 Yds.

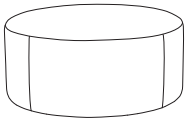
COM	GR1	GR2	GR3	GR4	GR5	GR6	GR7	GR8	GR9	GR10	LEA
\$913	\$1039	\$1162	\$1287	\$1413	\$1536	\$1661	\$1784	\$1910	\$2035	\$2158	\$2277



8339-NL 24" Round Ottoman / No Legs

COM Yardage: Total: 2.5 Yds. / Sides: 2 Yds. / Top: .75 Yds.

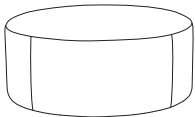
COM	GR1	GR2	GR3	GR4	GR5	GR6	GR7	GR8	GR9	GR10	LEA
\$1058	\$1183	\$1307	\$1431	\$1557	\$1681	\$1805	\$1929	\$2054	\$2179	\$2303	\$2422



8340-NL 30" Round Ottoman / No Legs

COM Yardage: Total: 2.75 Yds. / Sides: 2 Yds. / Top: 1 Yds.

COM	GR1	GR2	GR3	GR4	GR5	GR6	GR7	GR8	GR9	GR10	LEA
\$1433	\$1559	\$1682	\$1807	\$1933	\$2056	\$2181	\$2304	\$2430	\$2555	\$2678	\$2797



8342-NL 36" Round Ottoman / No Legs

COM Yardage: Total: 3.5 Yds. / Sides: 2.25 Yds. / Top: 1.25 Yds.

COM	GR1	GR2	GR3	GR4	GR5	GR6	GR7	GR8	GR9	GR10	LEA
\$1704	\$1828	\$1952	\$2078	\$2201	\$2326	\$2450	\$2575	\$2700	\$2823	\$2948	\$3067



8344-NL 42" Round Ottoman / No Legs

COM Yardage: Total: 4 Yds. / Sides: 3 Yds. / Top: 1.5 Yds.

COM	GR1	GR2	GR3	GR4	GR5	GR6	GR7	GR8	GR9	GR10	LEA
\$1849	\$1973	\$2097	\$2223	\$2347	\$2471	\$2595	\$2720	\$2845	\$2969	\$3093	\$3212

OPTIONS

Add upcharge to list price and code to model number

FR	CAL 133 (TB 133) Fire Retardant per yard	\$90/yd.
MB	Moisture Barrier - per ottoman	\$125

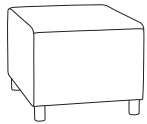
2FO	Two Fabric Option	\$98
-----	-------------------	------

DIMENSIONS	27" Square	36" Square	42" Square
Overall Depth:	27"	36"	42"
Overall Width:	27"	36"	42"
Overall Height:	18"	18"	18"
Qty./Wt.:	1 ea./50 lbs.	1 ea./58 lbs.	1 ea./78 lbs.



36" SQUARE OTTOMAN

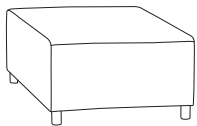
MODEL / DESCRIPTION / LIST PRICING



8346 27" Square Ottoman

COM Yardage: Total: 3 Yds. / Sides: 2 Yds. / Top: 1 Yds.

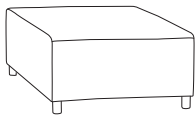
COM	GR1	GR2	GR3	GR4	GR5	GR6	GR7	GR8	GR9	GR10	LEA
\$1143	\$1285	\$1427	\$1567	\$1709	\$1851	\$1993	\$2134	\$2275	\$2417	\$2558	\$2693



8348 36" Square Ottoman

COM Yardage: Total: 3.75 Yds. / Sides: 2.5 Yds. / Top: 1.25 Yds.

COM	GR1	GR2	GR3	GR4	GR5	GR6	GR7	GR8	GR9	GR10	LEA
\$1748	\$1890	\$2031	\$2172	\$2314	\$2456	\$2597	\$2738	\$2880	\$3021	\$3163	\$3298



8350 42" Square Ottoman

COM Yardage: Total: 4.5 Yds. / Sides: 3 Yds. / Top: 1.5 Yds.

COM	GR1	GR2	GR3	GR4	GR5	GR6	GR7	GR8	GR9	GR10	LEA
\$2042	\$2183	\$2325	\$2466	\$2607	\$2749	\$2891	\$3032	\$3173	\$3315	\$3456	\$3592

OPTIONS

Add upcharge to list price and code to model number

FR	CAL 133 (TB 133) Fire Retardant per yard	\$90/yd.
MB	Moisture Barrier - per ottoman	\$125
WOD	Wood Legs	\$24 each
PC	Polished Chrome Legs	\$25 each
CAS	3" Casters	\$25 each
2FO	Two Fabric Option	\$98

GD	Ganging Brackets for Metal/Wood Legs	\$52
TABF-()	Fixed Tablet (outside, specify (L/R), shape A, B or C)	\$370
TABFB-()	Fixed Tablet (blade, specify (L/R), shape A, B or C)	\$370
SST	Solid Surface Tablet Arm - add to tablet option	\$125
LAM5	Non-standard laminate (5 tablets or less)	\$250 ea. tablet
SS5	Non-standard Solid Surface (5 tablets or less)	Call For Quote

DIMENSIONS	Straight Benches
Overall Depth:	20"
Overall Width:	22, 44, 66"
Overall Height:	18"
Qty./Wt.:	1 ea./45/60/78 lbs.



TWO SEAT STRAIGHT BENCH
WITH TWO FABRIC OPTION

MODEL / DESCRIPTION / LIST PRICING



8352 Single Seat Straight Bench

COM Yardage: Total: 1.75 Yds. / Sides: 1.5 Yds. / Top: .75 Yds.

COM	GR1	GR2	GR3	GR4	GR5	GR6	GR7	GR8	GR9	GR10	LEA
\$957	\$1040	\$1123	\$1216	\$1299	\$1393	\$1488	\$1582	\$1676	\$1770	\$1865	\$2000



8354 Two Seat Straight Bench

COM Yardage: Total: 3 Yds. / Sides: 1.75 Yds. / Top: 1.5 Yds.

COM	GR1	GR2	GR3	GR4	GR5	GR6	GR7	GR8	GR9	GR10	LEA
\$1678	\$1819	\$1961	\$2102	\$2243	\$2385	\$2527	\$2667	\$2809	\$2951	\$3092	\$3227



8356 Three Seat Straight Bench

COM Yardage: Total: 5 Yds. / Sides: 3 Yds. / Top: 2 Yds.

COM	GR1	GR2	GR3	GR4	GR5	GR6	GR7	GR8	GR9	GR10	LEA
\$1972	\$2114	\$2255	\$2397	\$2538	\$2679	\$2821	\$2963	\$3104	\$3245	\$3387	\$3523

OPTIONS

Add upcharge to list price and code to model number

FR	CAL 133 (TB 133) Fire Retardant per yard	\$90/yd.
MB	Moisture Barrier - up to 60" width	\$125 each
MB60	Moisture Barrier - over 60" width	\$200 each
WOD	Wood Legs	\$24 each
PC	Polished Chrome Legs	\$25 each
CAS	3" Casters	\$25 each
2FO	Two Fabric Option	\$98

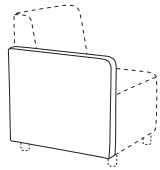
GD	Ganging Brackets for Metal/Wood Legs	\$52
TABF(-)	Fixed Tablet (outside, specify (L/R), shape A, B or C)	\$370
TABFB(-)	Fixed Tablet (blade, specify (L/R), shape A, B or C)	\$370
SST	Solid Surface Tablet Arm - add to tablet option	\$125
LAM5	Non-standard laminate (5 tablets or less)	\$250 ea. tablet
SS5	Non-standard Solid Surface (5 tablets or less)	Call For Quote

DIMENSIONS	R-L Arm	Center Arm
Overall Depth:	27"	19"
Overall Width:	3"	2"
Overall Height:	25"	25"
Qty./Wt.:	1 ea./25 lbs.	1 ea./10 lbs.



SINGLE SEAT WITH ARMS

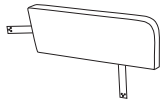
MODEL / DESCRIPTION / LIST PRICING



8358L/R Left or Right Arm

COM Yardage: 1.5 Yds..

COM	GR1	GR2	GR3	GR4	GR5	GR6	GR7	GR8	GR9	GR10	LEA
\$245	\$292	\$328	\$375	\$410	\$446	\$481	\$517	\$564	\$610	\$657	\$764



8358C Center Arm (ARM CAP NOT AVAILABLE)

COM Yardage: .75 Yds..

COM	GR1	GR2	GR3	GR4	GR5	GR6	GR7	GR8	GR9	GR10	LEA
\$238	\$286	\$320	\$367	\$403	\$438	\$474	\$509	\$556	\$604	\$651	\$756

OPTIONS

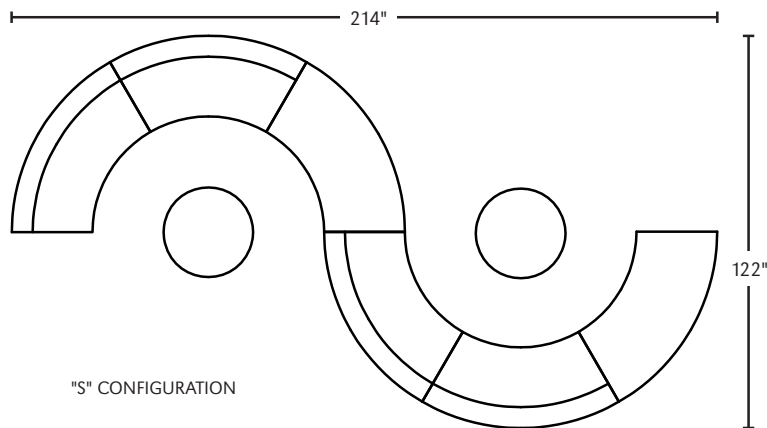
Add upcharge to list price and code to model number

FR	CAL 133 (TB 133) Fire Retardant per yard	\$90/yd.	LAM5	Non-standard laminate (5 tablets or less)	\$250 ea. tablet
TAB-()	Swivel Tablet (specify A, B or C, left or right arm)	\$395	WAC	Single Wood Arm Cap	\$89
TABR1-()	Removable Tablet (specify A, B or C, left or right arm)	\$470	PAC	Poly Arm Cap - Standard Black/Charcoal	\$69 each
TABR2-()	Removable Tablet (specify A, B or C both arm openings)	\$570	SS5	Non-standard Solid Surface (5 tablets or less)	Call For Quote
SST	Solid Surface Tablet Arm - add to tablet option	\$125			

Note: Tablet options available on full left or right arm only



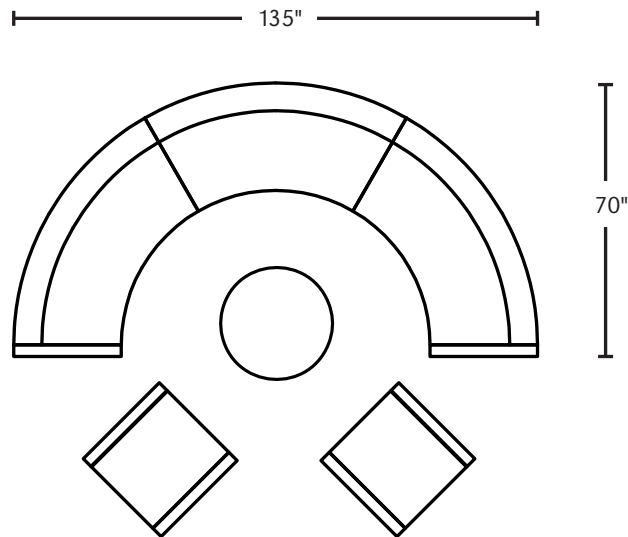
"S" CONFIGURATION: SIX 60° CURVE UNITS, TWO 60° BACKLESS CURVE UNITS WITH CABANA OCCASIONAL TABLES



"S" Configuration Includes:	Pricing (COM):
04 - 8318 60° Inside Curve Unit	\$9,182
02 - 8338 60° Inside Curve Backless Unit	\$3,955
02 - CAB36D 36" Round Table	\$2,954
05 - Ganging Brackets	\$260
	<u>\$16351 list</u>



THREE 60° CURVE UNITS, TWO OUTSIDE ARMS, TWO LOUNGE UNITS AND
36" ROUND CABANA TABLE WITH COVE POWER OPTION



ARC CONFIGURATION

Arc Configuration Includes:	Pricing (COM):
03 - 8318 60° Inside Curve Units	\$6,887
02 - 8403 Lounge Single Seat Unit	\$3,355
02 - 8358L/R L/R Arms	\$491
01 - CAB36S Cabana Table	\$1,706
01 - Cove Electrical Option	\$509
02 - Ganging Brackets	\$104
	<u>\$13052 list</u>

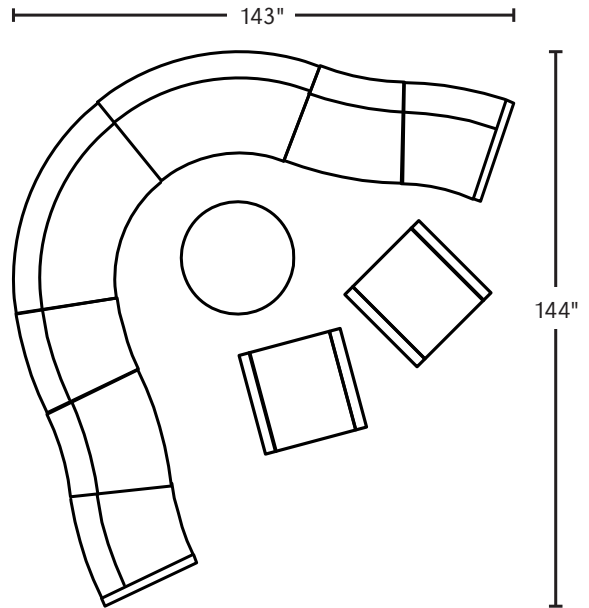
RAVEN MODULAR

SAMPLE CONFIGURATIONS WITH DIMENSIONS



SERPENTINE CONFIGURATION

TWO 60° CURVE UNIT, TWO 30° INSIDE CURVE UNITS, TWO 45° OUTSIDE CURVE UNIT, ONE 45° INSIDE CURVE UNIT AND OUTSIDE ARMS WITH A 36" ROUND OCCASIONAL TABLE



Serpentine Configuration Includes:

- 02 - 8318 60° Inside Curve Modules
- 02 - 8308 30° Inside Curve Moduels
- 02 - 8316 45° Outside Curve Modules
- 02 - 8403 Single Seat Lounge
- 02 - 8358L/R L/R Arms
- 01 - CAB36D 36" Round Table
- 06 - Ganging Brackets
- 01 - Cove Electrical Option

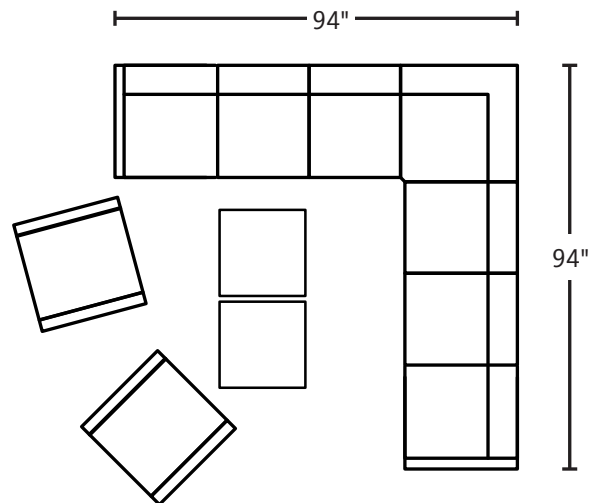
Pricing (COM):

	\$4,591
	\$2,405
	\$3,946
	\$3,355
	\$491
	\$1,477
	\$340
	\$509
	\$17114 list



"L" SHAPE CONFIGURATION

ONE CORNER UNIT, SIX STRAIGHT UNITS,, TWO OUTSIDE ARMS, TWO LOUNGE UNITS AND TWO CABANA OCCASIONAL TABLES FEATURING COVE POWER OPTION



"L" Configuration Includes:

- 06 - 8304 30" Straight Unit
- 01 - 8386 Corner Unit
- 02 - 8358L/R L/R Arms
- 02 - CAB36S 36" Square Table
- 02 - 8403 Single Seat Lounge
- 06 - Ganging Brackets
- 02 - Cove Electrical Option

Pricing (COM):

	\$7,770
	\$2,128
	\$491
	\$3,412
	\$3,355
	\$340
	\$961
	\$18457 list

Raven Lounge
Available in 2 heights
27" and 33"

RAVEN LOUNGE COLLECTION

Raven offers the utmost in seating comfort. Featuring, fully upholstered arms and many options, it's designed for higher education and any public spaces that require long duration seating.



RAVEN LOUNGE CHAIR



RAVEN TWO SEAT LOUNGE

ORDERING INFORMATION

- | | |
|----------------------------|-------------------------------|
| 1) Series Name | 5) Powder Coat Color for legs |
| 2) Model Number | 6) Optional Items |
| 3) Quantity | |
| 4) Fabric Grade and Number | |

RAVEN MODULAR LOUNGE SPECIFICATIONS

Frame

Frame assembly is constructed of multi-ply hardwood, with tongue and groove construction. Seat foam is bonded to all sides of hardwood frame. Seat cushions are 4" graded, high resiliency (H.R.) block foam with seat back 3" H.R. foam, covered entirely with special bonded polyester fiber to protect final upholstery. No sag-springs are installed in seat & back along with interlocking helicoil springs to prevent sagging and provide additional lower back and seat support.

Upholstery

Raven lounge is fully upholstered in your choice of fabric, vinyl, crypton, leather or Customers Own Material. ERG uses only water based glues and adhesives in all our upholstery process.

Legs

2" diameter round tubular steel legs are standard. Optional polished chrome and wood legs are also available.

Note:

- Tablet orders of 5 or less - choice of 3 standard laminate colors: Wilsonart Black 1595-60, Formica Brite White 459-58 or Nevamar Silver Alu Metalx MXT003.
- Tablet orders of 6 or more - any choice standard laminate colors.

OPTIONS

- CODE: FR - CAL 133 (TB 133) Fire Retardant.
- CODE: MB - Moisture Barrier.
- CODE: LOW - Fully Upholstered Low Back - 26.5" OA Height.
- CODE: WOD - Wood Legs.
- CODE: PC - Polished Chrome Legs.
- CODE: PB - Laminate Plinth Base.
- CODE: CAS3 - 3" Casters.
- CODE: 2FO - Two Fabric Option.
- CODE: WAC - Wood Arm Caps.
- CODE: PAC - Poly Arm Caps - Standard Black/Charcoal
- CODE: 3FO - Three Fabric Option.
- CODE: GD - Ganging Brackets (Necessary when ganging two or more modules together).
- CODE: TAB-(_) - Non-Removable Swivel Tablet (laminate shape A, B or C left or right arm)
- CODE: TABR1-(_) - Removable Swivel Tablet (laminate shape A, B or C specify left or right arm)
- CODE: TABR2-(_) - Removable Swivel Tablet (laminate shape A, B or C with opening for tablet on both arms)
- CODE: SST - Solid Surface Tablet Arm - add to tablet option.
- CODE: LAM5 - Non-standard laminate for 5 or less tablets see options for upcharge
- CODE: SS5 - Non-standard Solid Surface top for 5 or less tablets

Note: Factory installed power/data available, see accessories section for details and pricing.

COLORS / FINISHES

Legs

Standard powder coat colors or optional polished chrome available. Wood legs are finished in your choice of standard wood stain colors.



LOW-BACK



CASTERS



ELECTRICAL/DATA

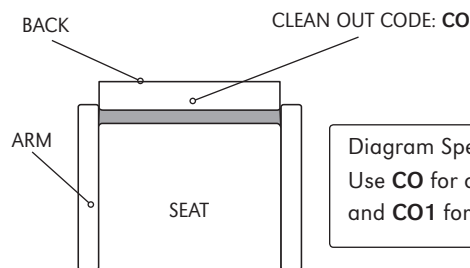


Diagram Specifies A Clean Out
Use **CO** for overall widths up to 50"
and **CO1** for overall widths over 50"

DIMENSIONS	Single Seat Lounge	Two Seat Lounge
Seat Depth:	20"	20"
Seat Height:	18"	18"
Arm Height:	25"	25"
Overall Depth:	27"	27"
Overall Width:	27"	49"
Overall Height:	33"	33"
Qty./Wt.:	1 ea./65 lbs.	1 ea./105 lbs.



RAVEN SINGLE LOUNGE

MODEL / DESCRIPTION / LIST PRICING

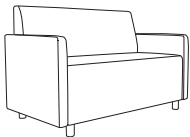


8403 Single Seat Lounge



COM Yardage: Total: 7 Yds. / Back: 2 Yds. / Seat: 2 Yds./ Arms(2) 3 Yds.

COM	GR1	GR2	GR3	GR4	GR5	GR6	GR7	GR8	GR9	GR10	LEA
\$1678	\$1855	\$2008	\$2196	\$2350	\$2515	\$2680	\$2845	\$3033	\$3222	\$3411	\$3757



8401 Two Seat Lounge

COM Yardage: Total: 10 Yds. / Back: 4 Yds. / Seat: 3 Yds. / Arms(2) 3 Yds.

COM	GR1	GR2	GR3	GR4	GR5	GR6	GR7	GR8	GR9	GR10	LEA
\$2450	\$2687	\$2898	\$3135	\$3346	\$3559	\$3771	\$3983	\$4219	\$4455	\$4690	\$5039

TABLET SHAPES

Choose from 3 Tablet Shapes:

Tablets for all modular series are available in 3 shapes, choose from the three shapes shown and specify; A, B or C and left or right (outside tablet) when ordering. Example: TABF-(A) Left - this would be a fixed shape A tablet on the left side (when seated).

Optional Solid Surface available.

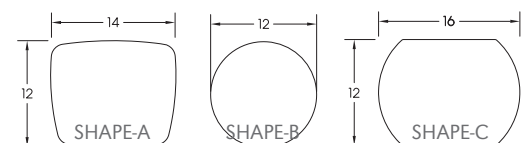
Tablet orders of 5 or less:

3 standard laminate colors:

Wilsonart Black 1595-60, Formica Brite White 459-58 or Nevamar Silver Alu Metalx MXT003.

4 standard Corian colors:

Bone, Bronzite, Glacier White, and Silver Grey.



OPTIONS

Add upcharge to list price and code to model number

FR	CAL 133 (TB 133) Fire Retardant per yard	\$90/yd.
MB	Moisture Barrier - per seat	\$125
LOW	Fully Upholstered Low Back - 26.5" OA Height	\$95
WOD	Wood Legs	\$24 each
PC	Polished Chrome Legs	\$25 each
PB	Laminate Plinth Base - Straight Unit	\$160
CAS3	3" Casters	\$25 ea.
2FO	Two Fabric Option	\$98
3FO	Three Fabric Option	\$148

GD	Ganging Brackets	\$52
TAB-()	Swivel Tablet (specify A, B or C, left or right arm)	\$395
TABR1-()	Removable Tablet (specify A, B or C, left or right arm)	\$470
TABR2-()	Removable Tablet (specify A, B or C both arm openings)	\$570
SST	Solid Surface Tablet Arm - add to tablet option	\$125
LAM5	Non-standard laminate (5 tablets or less)	\$250 ea. tablet
WAC	Wood Arm Cap	\$89 each
PAC	Poly Arm Cap - Standard Black/Charcoal	\$69 each
SS5	Non-standard Solid Surface (5 tablets or less)	Call For Quote

RAVEN OCCASIONAL TABLE & CURIO

The Raven curio and occasional tables feature open construction, perfect for common areas or waiting rooms. The curio offers two sizes to fit inline with standard or low back modular units. The occasional tables have open fronts with closed or open back offering great flexibility. Fully laminated construction is supported by 2" diameter steel tube legs in your choice of powder coat colors or optional wood or polished chrome.



STANDARD BACK - 33" HEIGHT

RAVEN MODULAR LOUNGE AND STANDARD BACK CURIOS WITH OPEN OCCASIONAL TABLE

ORDERING INFORMATION

- | | |
|--------------------------|--------------------------|
| 1) Series Name | 5) Laminate Selection |
| 2) Model Number | 6) Optional 2nd Laminate |
| 3) Quantity | 7) Optional Items |
| 4) Powder Coat Leg Color | |

OPTIONS

- CODE: 2LC - Two Color Laminate Choices
- CODE: PC - Polished Chrome Legs
- CODE: WOD - Wood Legs.
- TABLE ACCESSORIES – Wire Management, Power & Communication Options – see Accessories section in price list or call for quote.

RAVEN SPECIFICATIONS

Table

Table core is CARB Phase I & Phase II Compliant. Laminate and phenolic backing are glued with water based adhesives.

Table Tops

ERG offers over 1000 standard laminate choices from Nevamar, Wilsonart, Formica and Pionite. Solid Surface, 3Form Chroma and stone table tops will be quoted upon request.

Metal Legs

Legs are of 2" diameter 3" tall, round steel tubing. Legs are sandblasted prior to final powder coating in your choice of standard powder coat colors. Legs have a factory installed poly vinyl glide.



STANDARD BACK CURIO / POWER-DATA



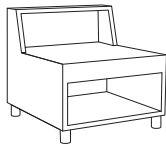
LOW BACK CURIO



STANDARD BACK CURIO / POWER-DATA

MODEL / DESCRIPTION / LIST PRICING

RAVEN CURIO | LOW BACK



Model Number	Model Description	Curio Size	Overall Height	Shpg. Weight	LAMINATE
RAVCUR27	Occasional	24" x 26"	27"	95 lbs.	\$3257

RAVEN CURIO | STANDARD BACK



Model Number	Model Description	Curio Size	Overall Height	Shpg. Weight	LAMINATE
RAVCUR33	Occasional	24" x 26"	33"	140 lbs.	\$3704



RAVEN LOUNGE WITH RAVEN CURIO

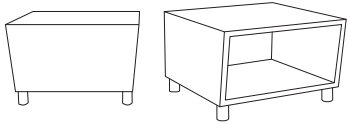
OPTIONS

Add upcharge to list price and code to model number

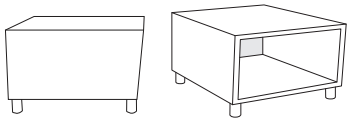
2LC	Two Color Laminate Choices	\$175	WOD	Wood Legs	\$24 each
PC	Polished Chrome Legs	\$25 each			



ANGLED / OPEN FRONT & BACK

MODEL / DESCRIPTION / LIST PRICING
RAVEN OCCASIONAL TABLES | ANGLED BOTH ENDS / OPEN FRONT & BACK


Model Number	Model Description	Table Top Size	Table Height	Table Shape	Shpg. Weight	LAMINATE
ORAVABO	Occasional	24" x 26"	17"	Rectangular	40 lbs.	\$1929

RAVEN OCCASIONAL TABLES | FRONT ANGLED / CLOSED BACK


Model Number	Model Description	Table Top Size	Table Height	Table Shape	Shpg. Weight	LAMINATE
ORAVFAC	Occasional	24" x 26"	17"	Rectangular	40 lbs.	\$1940


 RAVEN OCCASIONAL TABLES PROFILE VIEW
 (ANGLED BOTH ENDS)

OPTIONS

Add upcharge to list price and code to model number

2LC	Two Color Laminate Choices	\$175
PC	Polished Chrome Legs	\$25 each

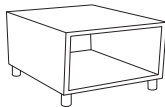
WOD	Wood Legs	\$24 each
-----	-----------	-----------



STRAIGHT FRONT / CLOSED BACK

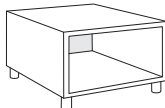
MODEL / DESCRIPTION / LIST PRICING

RAVEN OCCASIONAL TABLES | STRAIGHT BOTH ENDS / OPEN FRONT & BACK



Model Number	Model Description	Table Top Size	Table Height	Table Shape	Shpg. Weight	LAMINATE
ORAVSBOB	Occasional	24" x 26"	17"	Rectangular	40 lbs.	\$1865

RAVEN OCCASIONAL TABLES | STRAIGHT BOTH ENDS / CLOSED BACK



Model Number	Model Description	Table Top Size	Table Height	Table Shape	Shpg. Weight	LAMINATE
ORAVSBCB	Occasional	24" x 26"	17"	Rectangular	40 lbs.	\$1897

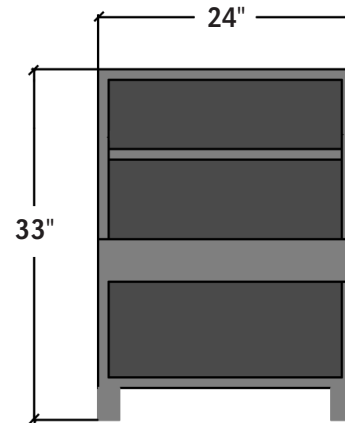
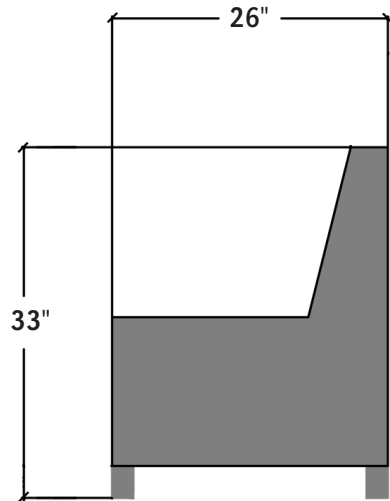


RAVEN CONFIGURATION

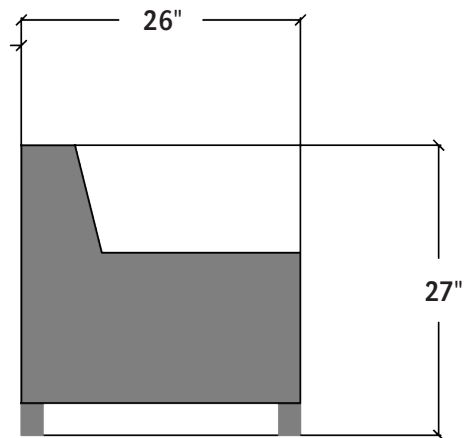
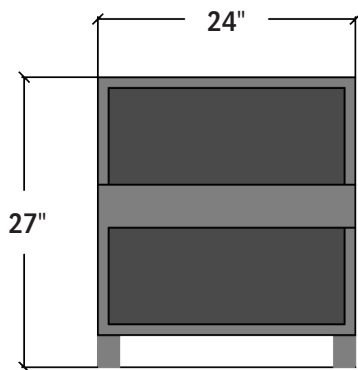
OPTIONS

Add upcharge to list price and code to model number

2LC	Two Color Laminate Choices	\$175	WOD	Wood Legs	\$24 each
PC	Polished Chrome Legs	\$25 each			



STANDARD BACK



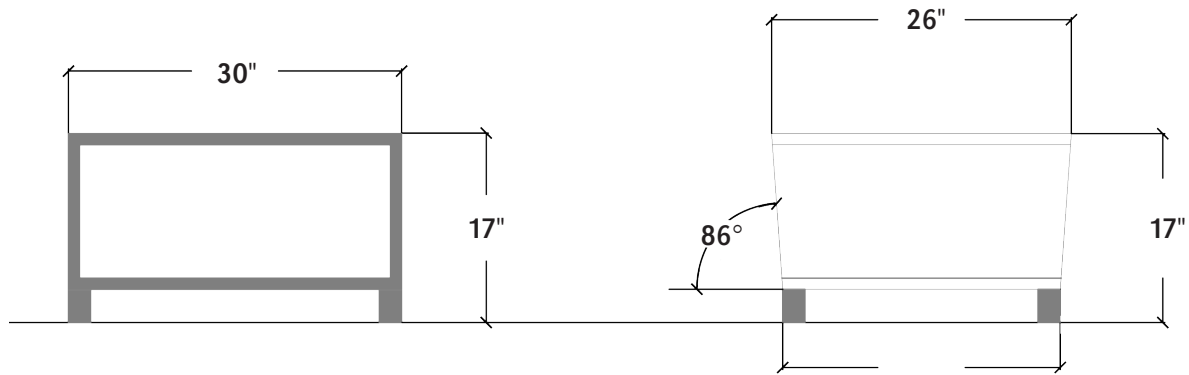
LOW BACK



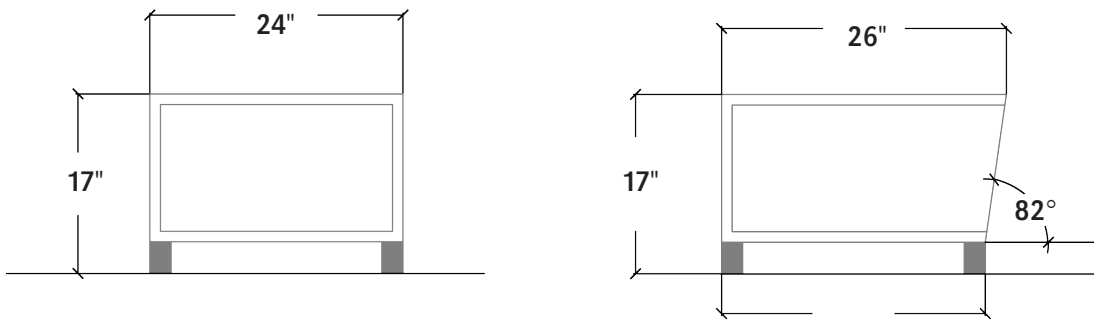
STANDARD BACK CURIO / POWER-DATA



LOW BACK CURIO



OCCASIONAL TABLE - OPEN BOTH ENDS W/ ANGLED FRONT & BACK



OCCASIONAL TABLE - CLOSED BACK W/ FRONT ANGLE



ANGLE FRONT / OPEN FRONT & BACK



STRAIGHT FRONT / CLOSED BACK

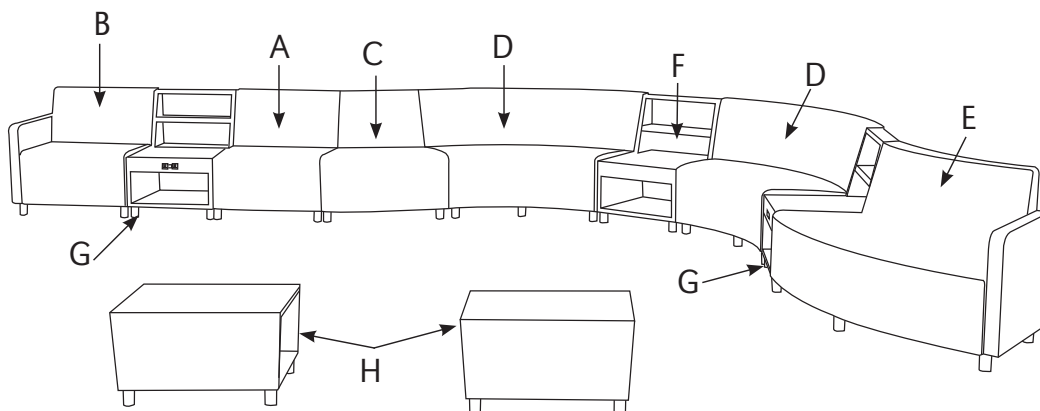


RAVEN MODULAR LOUNGE AND CURIO WITH ANGLE FRONT, OPEN BACK OCCASIONAL TABLE

RAVEN CONFIGURATION INCLUDES:..... Pricing (COM)

A) 01 Straight Unit	\$1,295
B) 01 Straight Unit with one Arm	\$1,533
C) 01 Outside 60° Curve Unit	\$2,353
D) 02 Inside 60° Curve Units.....	\$4,591
E) 01 Outside 60° Curve Unit with One Arm	\$2,591
F) 01 Standard Curio.....	\$3,704
G) 02 Standard Curio's with Power/Data Unit.....	\$8,426
H) 02 Angled Both Ends Open Front & Back Occasional Tables	\$3,859

\$28,352





RAVEN MODULAR LOUNGE AND CURIO WITH ANGLE FRONT, CLOSED BACK OCCASIONAL TABLE



RAVEN LOW BACK AND BACKLESS MODULAR UNITS, LOW BACK CURIO WITH CABANA AND RAVEN OPEN TABLES

RAVEN JUNIOR COLLECTION

The Raven Junior Lounge Series offers great creativity and flexibility in children's seating. Designed for children's areas and any public spaces that require durable seating.



60° CURVE UNIT



RAVEN JUNIOR



RAVEN JUNIOR
MODULAR CONFIGURATION

ORDERING INFORMATION

- | | |
|----------------------------|-------------------------------|
| 1) Series Name | 5) Powder Coat Color for legs |
| 2) Model Number | 6) Optional Items |
| 3) Quantity | |
| 4) Fabric Grade and Number | |

RAVEN MODULAR LOUNGE SPECIFICATIONS

Frame

Frame assembly is constructed of multi-ply hardwood, with tongue and groove construction. Seat foam is bonded to all sides of hardwood frame. Seat cushions are 4" graded, high resiliency (H.R.) block foam with seat back 3" H.R. foam, covered entirely with special bonded polyester fiber to protect final upholstery. No sag-springs are installed in seat & back along with interlocking helicoil springs to prevent sagging and provide additional lower back and seat support.

Upholstery

Raven Junior is fully upholstered in your choice of fabric, vinyl, crypton, leather or Customers Own Material. ERG uses only water based glues and adhesives in all our upholstery process.

Legs

Round tubular steel legs are available in standard powder coat colors. Optional polished chrome and wood legs are also available.

COLORS / FINISHES

Legs

Standard powder coat colors or optional polished chrome available. Wood legs are finished in your choice of standard wood stain colors.

OPTIONS

- CODE: FR - CAL 133 (TB 133) Fire Retardant.
- CODE: MB - Moisture Barrier (Up To 60" Overall Width).
- CODE: WOD - Wood Legs.
- CODE: PC - Polished Chrome Legs.
- CODE: CAS3 - 3" Black Casters.
- CODE: 2FO - Two Fabric Option.
- CODE: GD - Ganging Brackets (Necessary when ganging two or more modules together).

DIMENSIONS	Single Unit	Two Seat Unit	Two Seat Backless Unit	Ottoman
Seat Depth:	17.5"	17.5"	24"	24"
Seat Height:	16"	16"	16"	16"
Overall Depth:	24"	24"	24"	24"
Overall Width:	18"	42"	42"	24"
Overall Height:	27.5"	27.5"	16"	16"
Qty./Wt.:	1 ea./35 lbs.	1 ea./60 lbs.	1 ea./55 lbs.	1 ea./40 lbs.




SINGLE UNIT

MODEL / DESCRIPTION / LIST PRICING

8400 Single Unit (4 Legs)

COM Yardage: Total: 3 Yds. / Back: 1.5 Yds. / Seat: 1.5 Yds.

COM	GR1	GR2	GR3	GR4	GR5	GR6	GR7	GR8	GR9	GR10	LEA
\$974	\$1043	\$1085	\$1128	\$1173	\$1221	\$1270	\$1320	\$1372	\$1428	\$1485	\$1755


8402 Two Seat Unit (4 Legs)

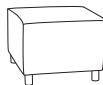
COM Yardage: Total: 5 Yds. / Back: 2.5 Yds. / Seat: 2.5 Yds.

COM	GR1	GR2	GR3	GR4	GR5	GR6	GR7	GR8	GR9	GR10	LEA
\$1551	\$1659	\$1725	\$1795	\$1867	\$1941	\$2020	\$2100	\$2184	\$2272	\$2362	\$2793


8404 Two Seat Backless Unit (4 Legs)

COM Yardage: Total: 3 Yds. / Seat: 3 Yds. / Top: 1.5 Yds. / Sides: 2 Yds.

COM	GR1	GR2	GR3	GR4	GR5	GR6	GR7	GR8	GR9	GR10	LEA
\$1240	\$1327	\$1381	\$1434	\$1492	\$1552	\$1615	\$1679	\$1746	\$1817	\$1888	\$2233


8406 Ottoman (4 Legs)

COM Yardage: Total: 1.75 Yds. / Seat: 1.75 Yds. / Top: .75 Yds. / Sides: 1.25 Yds.

COM	GR1	GR2	GR3	GR4	GR5	GR6	GR7	GR8	GR9	GR10	LEA
\$791	\$847	\$881	\$916	\$952	\$990	\$1031	\$1070	\$1114	\$1159	\$1204	\$1424



RAVEN JUNIOR CONFIGURATION

OPTIONS

Add upcharge to list price and code to model number

FR	CAL 133 (TB 133) Fire Retardant per yard	\$90/yd.
MB	Moisture Barrier - up to 60" overall width	\$125
2FO	Two Fabric Option	\$98
GD	Ganging Brackets	\$52

PC	Polished Chrome Legs	\$25 ea.
CAS3	3" Black Casters	\$25 ea.
WOD	Solid Wood Legs	\$24 ea.

DIMENSIONS	30° curve unit (inside / outside)	60° curve unit (inside / outside)	Backless 30° unit	Backless 60° unit
Seat Depth:	17.5"	17.5"	24"	24"
Seat Height:	16"	16"	16"	16"
Overall Depth:	26"	28"	26"	28"
Overall Width:	24.5"	47"	34.5"	47"
Overall Height:	27.5"	27.5"	16"	16"
Qty./Wt.:	1 ea./62 lbs.	1 ea./110 lbs.	1 ea./35 lbs.	1 ea./55 lbs.



60° CURVE UNIT



MODEL / DESCRIPTION / LIST PRICING



8408 30° inside curve unit (4 Legs)

COM Yardage: Total: 4.5 Yds. / Back: 2.5 Yds. / Seat: 2 Yds.

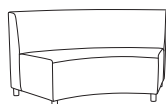
COM	GR1	GR2	GR3	GR4	GR5	GR6	GR7	GR8	GR9	GR10	LEA
\$993	\$1062	\$1105	\$1149	\$1195	\$1243	\$1293	\$1344	\$1397	\$1454	\$1511	\$1788



8410 30° outside curve unit (4 Legs)

COM Yardage: Total: 4.5 Yds. / Back: 2.5 Yds. / Seat: 2 Yds.

COM	GR1	GR2	GR3	GR4	GR5	GR6	GR7	GR8	GR9	GR10	LEA
\$993	\$1062	\$1105	\$1149	\$1195	\$1243	\$1293	\$1344	\$1397	\$1454	\$1511	\$1788



8412 60° inside curve unit (5 Legs)

COM Yardage: Total: 6.5 Yds. / Back: 4 Yds. / Seat: 2.5 Yds.

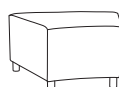
COM	GR1	GR2	GR3	GR4	GR5	GR6	GR7	GR8	GR9	GR10	LEA
\$1674	\$1791	\$1863	\$1937	\$2014	\$2095	\$2179	\$2267	\$2357	\$2450	\$2550	\$3014



8414 60° outside curve unit (5 Legs)

COM Yardage: Total: 7 Yds. / Back: 3 Yds. / Seat: 4 Yds.

COM	GR1	GR2	GR3	GR4	GR5	GR6	GR7	GR8	GR9	GR10	LEA
\$1674	\$1791	\$1863	\$1937	\$2014	\$2095	\$2179	\$2267	\$2357	\$2450	\$2550	\$3014



8416 Backless 30° unit (4 Legs)

COM Yardage: Total: 3 Yds. / Seat: 3 Yds. / Top: 1 Yds. / Sides: 2 Yds.

COM	GR1	GR2	GR3	GR4	GR5	GR6	GR7	GR8	GR9	GR10	LEA
\$895	\$958	\$996	\$1036	\$1078	\$1121	\$1164	\$1211	\$1260	\$1310	\$1363	\$1610



8418 Backless 60° unit (5 Legs)

COM Yardage: Total: 4 Yds. / Seat: 4 Yds. / Top: 2 Yds. / Sides: 2.75 Yds.

COM	GR1	GR2	GR3	GR4	GR5	GR6	GR7	GR8	GR9	GR10	LEA
\$1410	\$1509	\$1570	\$1632	\$1697	\$1765	\$1836	\$1909	\$1985	\$2064	\$2146	\$2539

OPTIONS

Add upcharge to list price and code to model number

FR	CAL 133 (TB 133) Fire Retardant per yard	\$90/yd.
MB	Moisture Barrier - up to 60" overall width	\$125
2FO	Two Fabric Option	\$98
GD	Ganging Brackets	\$52

PC	Polished Chrome Legs	\$25 ea.
CAS3	3" Black Casters	\$25 ea.
WOD	Solid Wood Legs	\$24 ea.



4 LEG CHAIR / ARMS /CASTERS

REWIND SERIES

The Rewind chair features a two piece polypropylene shell with a slotted back and a clean out feature. The slotted back design offers style and ventilation. Frames are available in standard polished chrome or optional powder coat color finishes.



BAR STOOLS

ORDERING INFORMATION

To Order Please Specify:

- | | |
|-----------------|-------------------------------|
| 1) Series Name | 4) Optional Powder Coat Color |
| 2) Model Number | 5) Fabric Grade & Number |
| 3) Quantity | 6) Optional Items |

REWIND GENERAL SPECIFICATIONS

Shell

- Rewind polypropylene chairs feature a contoured, perforated backrest and waterfall design seat.
 - Backrest features a slotted pattern with 1.125" x .25" rounded rectangles.
- Note: Molded polypropylene material is shatter proof and scratch resistant. Gentle flex back.

Upholstery

- Seat insert is upholstered over 1/2" foam.
- Seat can be upholstered with choice of fabric, vinyl, crypton, leather or approved COM.

Frame - Four Legged

- Chair frames are made of .875" diameter, 16 gauge steel tubing with hand brazed welds. Factory installed adjustable steel glides.

Glides

- Factory installed self leveling steel glides.

Stacking

- 4-leg models stack 10 high on dolly.
- 4-leg with arms 4 high.
- Bar stool 2-3 high

COLORS / FINISHES

Frame Finish Colors:

Standard polished chrome frame finish.

Optional standard powder coat colors available with upcharge.

8 Shell Colors with Matching Color Arms:

- | | |
|------------|-------------|
| • Black | • White |
| • Beige | • Navy Blue |
| • Charcoal | • Red |
| • Yellow | • Green |

OPTIONS

- CODE: FR - CAL 133 (TB 133) Fire Retardant.
- CODE: MB - Moisture Barrier.
- CODE: SF - Powder Coat Frame Color
- CODE: AGF - Fold out Ganging (includes SPN)
- CODE: SPN - Plastic Seat Pan to Protect Upholstery (Recommended for stacking chairs with UPH seats)
- CODE: CH - Counter Height (24" seat height)
- CODE: SH - Specialty Height (any custom height)



#196 Stacking Chair Dolly
Square laminate base insert protects chairs.
Approx. 25" x 25".
Dolly not to be used for bar stools.



UPHOLSTERED SEAT INSERT



OPTIONAL SEAT PAN TO PROTECT UPHOLSTERY

DIMENSIONS	4-Leg	4-Leg Arms
Seat Width:	17.5"	19.75"
Seat Depth:	18.25"	18.25"
Seat Height:	18.25"	18.25"
Arm Height	-	27"
Back Height:	33"	33"
Overall Width:	20"	22.75"
Overall Depth:	22"	22"
Qty./Wt. per carton:	3 ea./48 lbs.	3 ea./48 lbs.



4 LEGGED CHAIR



4 LEGGED CHAIR WITH ARMS

MODEL / DESCRIPTION / LIST PRICING

7600 4-Legged Side Chair

 Chair
 \$273

7601 4-Legged Side Chair - Upholstered Seat Insert

COM Yardage: 0.75 Yard

COM	GR1	GR2	GR3	GR4	GR5	GR6	GR7	GR8	GR9	GR10	LEA
\$376	\$402	\$419	\$435	\$452	\$470	\$489	\$509	\$530	\$550	\$572	\$677



7604 4-Legged Arm Chair

 Chair
 \$366

7605 4-Legged Arm Chair - Upholstered Seat Insert

COM Yardage: 0.75 Yard

COM	GR1	GR2	GR3	GR4	GR5	GR6	GR7	GR8	GR9	GR10	LEA
\$468	\$501	\$521	\$542	\$564	\$586	\$609	\$633	\$659	\$686	\$713	\$843

8 PLASTIC SHELL COLORS

OPTIONS

Add upcharge to list price and code to model number

FR	CAL 133 (TB 133) Fire Retardant per yard.	\$90/yd.
MB	Moisture Barrier - Standard and MID Seats	\$68
SF	Powder Coat Finish - Chair	\$38

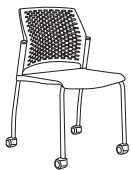
#196	Stacking Chair Dolly	\$483
SPN	Plastic Seat Pan to protect upholstery (Black)	\$32
AGF	Fold Out Ganging	\$60

DIMENSIONS	4-Leg w/ Casters	Arm Chair w/ Casters
Seat Width:	17.5"	19.75"
Seat Depth:	18.25"	18.25"
Seat Height:	18.25"	18.25"
Arm Height	-	27"
Back Height:	33"	33"
Overall Width:	20"	22.75"
Overall Depth:	22"	22"
Qty./Wt. per carton:	1 ea./48 lbs.	1 ea./48 lbs.



4 LEGGED WITH CASTERS


 4 LEGGED WITH ARMS AND
CASTERS

MODEL / DESCRIPTION / LIST PRICING

7608 4-Legged Side Chair with Casters

 Chair
 \$350

7609 4-Legged Side Chair with Casters - Upholstered Seat Insert

COM Yardage: 0.75 Yard

COM	GR1	GR2	GR3	GR4	GR5	GR6	GR7	GR8	GR9	GR10	LEA
\$457	\$488	\$508	\$529	\$549	\$571	\$594	\$618	\$643	\$668	\$695	\$822



7612 4-Legged Arm Chair and Casters

 Chair
 \$444

7613 4-Legged Arm Chair with Casters - Upholstered Seat Insert

COM Yardage: 0.75 Yard

COM	GR1	GR2	GR3	GR4	GR5	GR6	GR7	GR8	GR9	GR10	LEA
\$546	\$585	\$608	\$632	\$657	\$683	\$712	\$739	\$770	\$800	\$832	\$984

8 PLASTIC SHELL COLORS

OPTIONS

Add upcharge to list price and code to model number

FR	CAL 133 (TB 133) Fire Retardant per yard.	\$90/yd.
MB	Moisture Barrier - Standard and MID Seats	\$68
SF	Powder Coat Finish - Chair	\$38

#196	Stacking Chair Dolly	\$483
SPN	Plastic Seat Pan in Black	\$32
AGF	Fold Out Ganging	\$60

REWIND CHAIR SERIES POLYPROPYLENE SHELL STOOLS

DIMENSIONS	Stool	Stool w/ Arms
Seat Width:	17.5"	19.75"
Seat Depth:	18"	18"
Seat Height:	29.5"	29.5"
Arm Height	-	38.25"
Back Height:	44"	44"
Overall Width:	20.25"	22.75"
Overall Depth:	20.25"	20.25"
Qty./Wt. per carton:	2 ea./48 lbs.	1 ea./48 lbs.



BAR STOOL



BAR STOOL WITH ARMS

MODEL / DESCRIPTION / LIST PRICING



7616 Bar Stool



Chair
\$502



7617 Bar Stool - Upholstered Seat Insert

COM Yardage: 0.75 Yard

COM	GR1	GR2	GR3	GR4	GR5	GR6	GR7	GR8	GR9	GR10	LEA
\$605	\$647	\$674	\$701	\$729	\$758	\$788	\$820	\$852	\$886	\$922	\$1090



7620 Bar Stool with Arms

Chair
\$623




7621 Bar Stool with Arms / Upholstered Seat Insert

COM Yardage: 0.75 Yard

COM	GR1	GR2	GR3	GR4	GR5	GR6	GR7	GR8	GR9	GR10	LEA
\$730	\$782	\$813	\$846	\$879	\$915	\$952	\$989	\$1029	\$1070	\$1113	\$1315

NOTE: BAR STOOL W/ARMS ARE NOT STACKABLE

8 PLASTIC SHELL COLORS




OPTIONS

Add upcharge to list price and code to model number

FR	CAL 133 (TB 133) Fire Retardant per yard.	\$90/yd.
MB	Moisture Barrier - Standard and MID Seats	\$68
SF	Powder Coat Finish - Bar Stool	\$58

SPN	Plastic Seat Pan to protect upholstery (Black)	\$32
CH	Counter Height (24" seat height)	\$28
SH	Specialty Height (any custom height)	\$28




TRAINING ROOM SETTING.

4 LEGGED CHAIRS FEATURING UPHOLSTERED SEAT INSERT WITH LUNA TRAINING TABLES




DINING ROOM SETTING.

REWIND CHAIRS WITH BRANDON CAFE TABLES AND NEWPORT BANQUETTES



CLASSROOM SETTING.
ARM CHAIRS FEATURING UPHOLSTERED SEAT INSERT WITH CUSTOM LUNA TRAINING TABLES



LECTURE HALL SETTING.
ARM CHAIRS IN LECTURE HALL



4 LEGGED CHAIR



ARM CHAIR WITH UPHOLSTERED SEAT




ARM CHAIR WITH COLOR MATCHED 5 STAR SWIVEL BASE



4 LEGGED CHAIR WITH CASTERS



REWIND BAR STOOL AND CORSA BAR HEIGHT TABLE



REWIND BAR STOOL WITH CUSTOM CURVE TIVOLI BANQUETTE FEATURING BAR HEIGHT COUNTER



EASY FOLDOUT GANGING (FACTORY INSTALLED ONLY)



ROUNDED RECTANGLE PERFORATION (1/4" X 1 1/8")



ARM DETAILS (FACTORY INSTALLED ONLY)



PLASTIC SEAT PAN TO PROTECT UPHOLSTERY (FACTORY INSTALLED ONLY)



BEAM SEATING (2,3,4 SEATING AVAILABLE)





ALUMINUM SWIVEL BASE

REWIND SWIVEL SERIES

The Rewind swivel features a two piece polypropylene shell with a slotted back and a clean out feature. The slotted back design offers style and ventilation. Upholstered seat insert are available. High chair kit available in two height extensions.



BLACK POLY 5 STAR BASE

ORDERING INFORMATION

To Order Please Specify:

- | | |
|-----------------|-------------------------------|
| 1) Series Name | 4) Fabric Grade & Number |
| 2) Model Number | 5) Optional Items |
| 3) Quantity | 6) Specify 8" or 10" high kit |

REWIND GENERAL SPECIFICATIONS

Shell

- Rewind polypropylene chairs feature a contoured, perforated backrest and waterfall design seat.
- Backrest features a slotted pattern with 1.125" x .25" rounded rectangles.
Note: Molded polypropylene material is shatter proof and scratch resistant. Gentle flex back.

Upholstery

- Seat insert is upholstered over 1/2" foam.
- Seat can be upholstered with choice of fabric, vinyl, crypton, leather or approved COM.

Five Star

- Five-star bases have gas cylinders with pneumatic height adjustment.
- High chair kit consists of 8" or 10" extended piston with adjustable chrome foot ring. (Priced in)
- Standard dual wheel casters** or optional glides in black high impact plastic.

Chair Controls

- Swivel
- Pneumatic height adjustment
- No tilt
- Chair frame is slightly tilted for seating comfort

COLORS / FINISHES

Base Finish Colors:

Standard polished aluminum 5-star base.

Optional powder coat color matched base available with upcharge.
Optional impact resistant black poly 5-star base.

8 Shell Colors with Matching Color Arms:

- | | |
|------------|-------------|
| • Black | • White |
| • Beige | • Navy Blue |
| • Charcoal | • Red |
| • Yellow | • Green |

Optional Color Match Base Colors:

- | | |
|-------------|-----------------|
| • Black | • Canary Yellow |
| • White | • Charcoal |
| • Navy Blue | • Liberty Red |

Note: 6 chair minimum for color matched base option.
To be the same powder coat color for all six.

OPTIONS

- CODE: FR - CAL 133 (TB 133) Fire Retardant.
- CODE: MB - Moisture Barrier.
- CODE: CM5 - Color Match Base
- CODE: B5 - Impact Resistant Black Poly Base
- CODE: GC - Black Glides for 5 star base.
- CODE: CAS5 - Two-Tone Self Braking Casters (Gray/Black) - set of 5



STANDARD ALUMINUM SWIVEL BASE



SWIVEL CHAIR GLIDES

REWIND SWIVEL SERIES
POLYPROPYLENE SHELL SWIVEL CHAIRS

DIMENSIONS	Swivel	Swivel w/ Arms
Seat Width:	17.5"	19.75"
Seat Depth:	18"	18"
Seat Height:	15.5" - 20.5"	15.5" - 20.5"
Arm Height	-	29.5" - 34.5"
Back Height:	30" - 35"	30" - 35"
Overall Width:	26.25"	26.25"
Overall Depth:	26.25"	26.25"
Qty./Wt. per carton:	1 ea./25 lbs.	1 ea./25 lbs.

Note: For more details on Rewind Swivel see Swivel Section



SWIVEL CHAIR WITH
STANDARD ALUMINUM BASE



SWIVEL ARM CHAIR WITH OPTIONAL COLOR
MATCHED 5-STAR BASE AND OPTIONAL
TWO TONE SELF BRAKING CASTERS

MODEL / DESCRIPTION / LIST PRICING

7624 Swivel Chair

Chair
\$472


7625 Swivel Chair - Upholstered Seat Insert

COM Yardage: 0.75 Yard

COM	GR1	GR2	GR3	GR4	GR5	GR6	GR7	GR8	GR9	GR10	LEA
\$572	\$613	\$637	\$663	\$689	\$716	\$744	\$775	\$806	\$838	\$872	\$1030


7628 Swivel Arm Chair

Chair
\$595


7629 Swivel Arm Chair - Upholstered Seat Insert

COM Yardage: 0.75 Yard

COM	GR1	GR2	GR3	GR4	GR5	GR6	GR7	GR8	GR9	GR10	LEA
\$663	\$710	\$738	\$767	\$798	\$829	\$862	\$897	\$933	\$970	\$1009	\$1192

8 PLASTIC SHELL COLORS

OPTIONS

Add upcharge to list price and code to model number

FR	CAL 133 (TB 133) Fire Retardant per yard.	\$90/yd.
MB	Moisture Barrier - Per Seat	\$68
CM5	Color Match Base	\$28

B5	Impact Resistant Black Poly Base	deduct \$28 list
GC	Black Glides for 5 star base	\$28
CAS5	Two-Tone Self Braking Casters (set of 5)	\$45

DIMENSIONS	H8	H8 with Arms	H10	H10 with Arms
Seat Width:	17.5"	19.75"	17.5"	19.75"
Seat Depth:	18"	18"	18"	18"
Seat Height:	21.5 - 29"	21.5 - 29"	26" - 36"	26" - 36"
Arm Height	-	30.5" - 38"	-	35" - 45"
Back Height:	37"- 44.5"	37"- 44.5"	41.5" - 51.5"	41.5" - 51.5"
Overall Width:	26.25"	26.25"	26.25"	26.25"
Overall Depth:	26.25"	26.25"	26.25"	26.25"
Qty./Wt. per carton:	1 ea./28 lbs.	1 ea./28 lbs.	1 ea./28 lbs.	1 ea./28 lbs.



SWIVEL ARM CHAIR WITH HI-CHAIR KIT AND
STANDARD ALUMINUM BASE AND OPTIONAL
TWO TONE SELF BRAKING CASTERS

MODEL / DESCRIPTION / LIST PRICING



7624-H8

7624-H10

Swivel Chair with High Chair Kit

Chair
\$597



7625-H8

7625-H10

Swivel Chair with High Chair Kit - Upholstered Seat Insert

COM Yardage: 0.75 Yard

COM	GR1	GR2	GR3	GR4	GR5	GR6	GR7	GR8	GR9	GR10	LEA
\$697	\$746	\$776	\$807	\$839	\$872	\$907	\$944	\$981	\$1020	\$1062	\$1255



7628-H8

7628-H10

Swivel Arm Chair with High Chair Kit

Chair
\$687



7629-H8

7629-H10

Swivel Arm Chair with High Chair Kit - Upholstered Seat Insert

COM Yardage: 0.75 Yard

COM	GR1	GR2	GR3	GR4	GR5	GR6	GR7	GR8	GR9	GR10	LEA
\$787	\$843	\$876	\$911	\$947	\$985	\$1025	\$1066	\$1109	\$1153	\$1199	\$1417

8 PLASTIC SHELL COLORS



OPTIONS

Add upcharge to list price and code to model number

FR	CAL 133 (TB 133) Fire Retardant per yard.	\$90/yd.
MB	Moisture Barrier - Per Seat	\$68
CM5	Color Match Base	\$28

B5	Impact Resistant Black Poly Base	deduct \$28 list
GC	Black Glides for 5 star base	\$28
CAS5	Two-Tone Self Braking Casters (set of 5)	\$45



SWIVEL RED ARM CHAIR WITH
COLOR MATCHED PAINTED ALUMINUM BASE



SWIVEL YELLOW ARM CHAIR WITH
COLOR MATCHED PAINTED ALUMINUM BASE



SWIVEL NAVY BLUE ARM CHAIR WITH
COLOR MATCHED PAINTED ALUMINUM BASE

OPTIONAL COLOR MATCHED BASES AVAILABLE IN THESE SIX COLORS

(PLEASE SEE DETAILS ON FRONT PAGE)



SWIVEL BLACK ARM CHAIR WITH
COLOR MATCHED PAINTED ALUMINUM BASE



SWIVEL WHITE ARM CHAIR WITH
COLOR MATCHED PAINTED ALUMINUM BASE



SWIVEL CHARCOAL ARM CHAIR WITH COLOR
MATCHED PAINTED ALUMINUM BASE



ROLA MODULAR COLLECTION

The Rola offers a sleek, modern look and unlimited design possibilities. Straight and curved wedges create S- and C-shapes, Figure 8's, and many more. The Rola column is a customizable option in full or half round, that completes a look or can stand alone. Choose varied column height for an exciting finished space!



ORDERING INFORMATION

To Order Please Specify:

- | | |
|--------------------------|--|
| 1) Series Name | 5) Powder Coat Color for Legs |
| 2) Model Number | 6) Leg Type (for ganging applications) |
| 3) Quantity | 7) Optional Items |
| 4) Fabric Grade & Number | |

ROLA GENERAL SPECIFICATIONS

Frame

Frame assembly is constructed of 100% solid hardwood, milled on 4 sides to 1" thickness. No plywood is used. All foam is fully bonded to frame. Seat cushions are 5" graded high resiliency (H.R.) block foam, covered entirely with special bonded polyester fiber to protect final upholstery.

Upholstery

Seat and back are covered in choice of fabric, vinyl, crypton, leather or COM. ERG uses only water based glues and adhesives in our upholstery process.

Metal Legs

Rola Legs are made of 14 gauge rectangular tubular steel with hand brazed welds. Choose either freestanding (#806) legs for re-configurable modular benches or combine with inside (#808) legs to gang benches into a configuration.

Glides

Factory installed black nylon glides.

Tables

Coordinate with Dion Occasional Tables. Column Top Plates may serve as Table Tops for some systems.

COLORS / FINISHES

Frame Finish Colors:

Standard powder coat colors available.

OPTIONS

- CODE: FR - CAL 133 (TB 133) Fire Retardant.
- CODE: MB - Moisture Barrier (up to 60" overall width).
- CODE: 2FO - Two Fabric Option.
- CODE: SBH - Special Height.
- CODE: PC - Polished Chrome Legs.
- CODE: - Polished Chrome Legs.

Note: Factory installed power/data available, see accessories section for details and pricing.



FREESTANDING (#806) LEGS



INSIDE (#808) LEGS



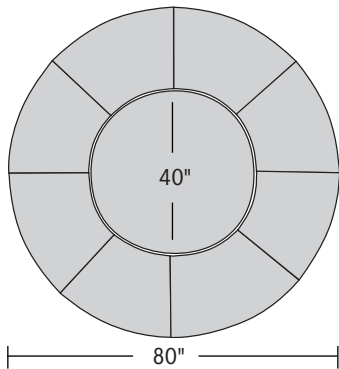
Full circle configuration with 8 wedge units and one full column/backrest



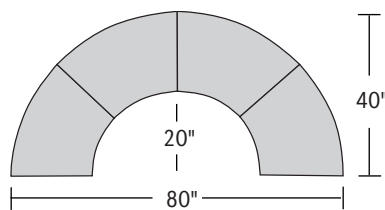
Half circle (against a wall) configuration with 4 wedges and half column/backrest. Seats approximately four.



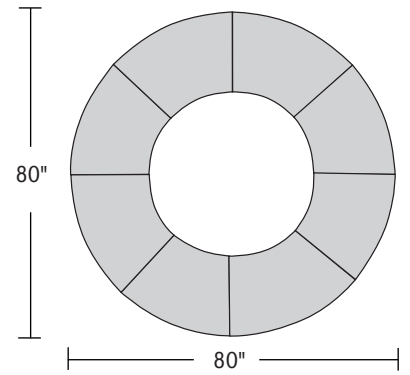
Use of Benches/Wedges for reconfigurable designs. 8 wedges make a full circle.



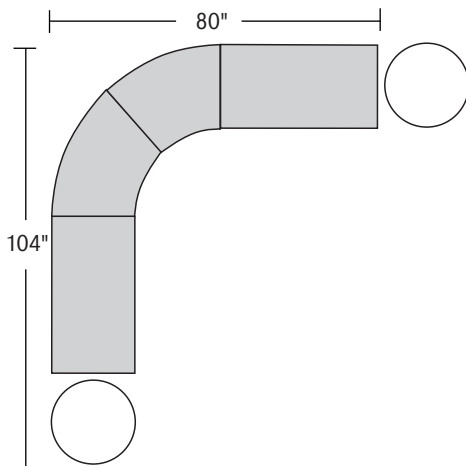
Full Circle with Full Column



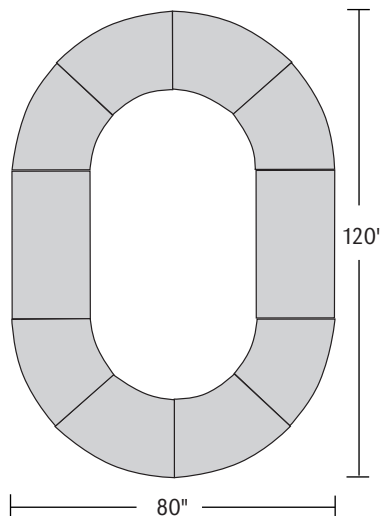
Half Circle



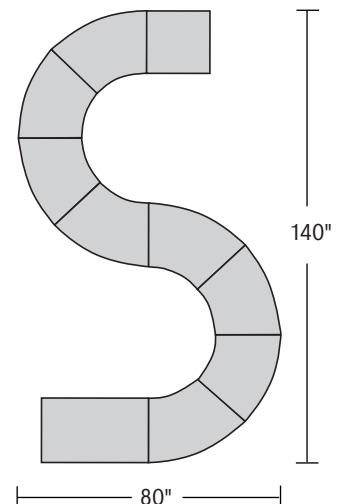
Full Circle



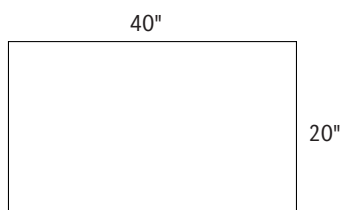
Corner Configuration



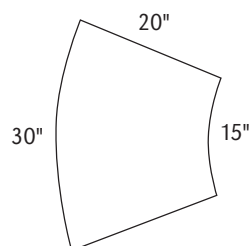
Oval Configuration



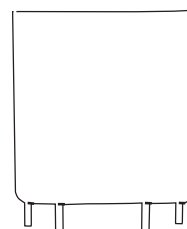
S configuration




2 Seat Bench Top View



Wedge Unit Top View

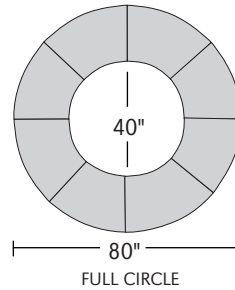


Tall Column Profile

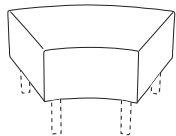


Column Profile

DIMENSIONS	1/8 Wedge	Ottoman	2-Seat Bench
Overall Depth:	20"	20"	20"
Overall Width:	30"	20"	40"
Seat Height:	17.5"	17.5"	17.5"
Inside Diameter:	15"	-	-
Outside Diameter:	30"	-	-
Qty./Wt.:	1 ea./24 lbs.	1 ea./25 lbs.	1 ea./65 lbs.



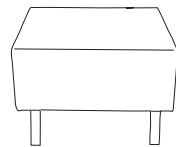
MODEL / DESCRIPTION / LIST PRICING



800 1/8 Wedge - 45°

COM Yardage: 1.5 Yds.


COM	GR1	GR2	GR3	GR4	GR5	GR6	GR7	GR8	GR9	GR10	LEA
\$1076	\$1151	\$1197	\$1244	\$1295	\$1346	\$1400	\$1455	\$1513	\$1574	\$1637	\$1936



802 1-Seat Bench

COM Yardage: 1.5 Yds.

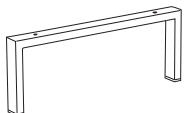
COM	GR1	GR2	GR3	GR4	GR5	GR6	GR7	GR8	GR9	GR10	LEA
\$922	\$986	\$1026	\$1067	\$1110	\$1154	\$1200	\$1248	\$1298	\$1349	\$1404	\$1659



804 2-Seat Bench

COM Yardage: 2 Yds.

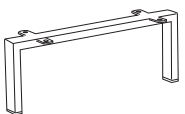
COM	GR1	GR2	GR3	GR4	GR5	GR6	GR7	GR8	GR9	GR10	LEA
\$1506	\$1612	\$1676	\$1744	\$1813	\$1886	\$1961	\$2040	\$2121	\$2206	\$2294	\$2711



806 End Leg - for ottomans, end/outside legs on modular units, and other non-ganging modular units

END LEG

\$291

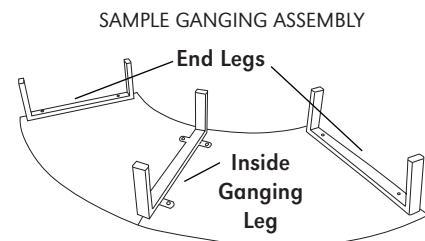


808 Inside Ganging Leg - for ganging Rola wedges and benches

GANGING LEG

\$334

Note: For a single wedge unit use two End Legs. For two wedge units together, use two End Legs plus one Inside Ganging Leg.
COM Note: For material with pattern repeat add 10% more fabric.




OPTIONS

Add upcharge to list price and code to model number

FR	CAL 133 (TB 133) Fire Retardant per yard	\$90/yd
MB	Moisture Barrier - up to 60" width	\$125 each
2FO	Two Fabric Option	\$98

SBH	Special Height	\$295
PC	Polished Chrome Legs - per leg	\$65

DIMENSIONS	Full Column	Half Column
Width:	40" Dia.	40" Dia.
Depth:	40" Dia.	20" Radius
Height:	36" and 42"	36" and 42"
Overall Width:	40"	40"
Overall Depth:	40"	20"
Qty./Wt.:	1 ea./84 lbs.	1 ea./55 lbs.



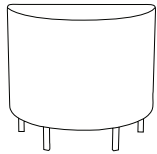
TALL FULL COLUMN



HALF COLUMN

Note: Column pricing include legs and ganging hardware.

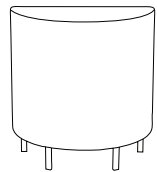
MODEL / DESCRIPTION / LIST PRICING



810 Half Column / Backrest - 36" Height

COM Yardage: 3.5 Yds.

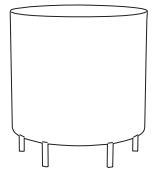
COM	GR1	GR2	GR3	GR4	GR5	GR6	GR7	GR8	GR9	GR10	LEA
\$1876	\$2007	\$2087	\$2170	\$2257	\$2348	\$2442	\$2540	\$2641	\$2746	\$2856	\$3376



812 Tall Half Column / Backrest - 42" Height

COM Yardage: 4.5 Yds.

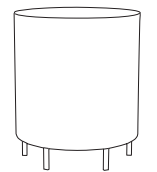
COM	GR1	GR2	GR3	GR4	GR5	GR6	GR7	GR8	GR9	GR10	LEA
\$2240	\$2397	\$2493	\$2592	\$2696	\$2803	\$2916	\$3032	\$3153	\$3280	\$3411	\$4032



814 Full Column / Backrest - 36" Height

COM Yardage: 5 Yds.

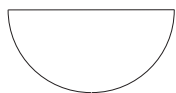
COM	GR1	GR2	GR3	GR4	GR5	GR6	GR7	GR8	GR9	GR10	LEA
\$3332	\$3565	\$3708	\$3856	\$4011	\$4171	\$4338	\$4513	\$4692	\$4880	\$5076	\$5998



816 Tall Full Column / Backrest - 42" Height


COM Yardage: 5.5 Yds.

COM	GR1	GR2	GR3	GR4	GR5	GR6	GR7	GR8	GR9	GR10	LEA
\$3583	\$3832	\$3987	\$4146	\$4312	\$4484	\$4664	\$4851	\$5045	\$5246	\$5457	\$6448



818 Half Column Top Plate - 40" Diameter Half Circle

LAMINATE	WOOD VENEER	GLASS	SOLID SURFACE
\$315	\$619	\$668	CALL



820 Full Column Top Plate - 40" Diameter

LAMINATE	WOOD VENEER	GLASS	SOLID SURFACE
\$595	\$946	\$1033	CALL

OPTIONS

Add upcharge to list price and code to model number

FR	CAL 133 (TB 133) Fire Retardant per yard	\$90/yd
2FO	Two Fabric Option	\$98

SBH	Special Height	\$295
PC	Polished Chrome Legs - per column	\$95

ROYCE COLLECTION

The Royce Collection are fully upholstered arm chairs offered in choice of fabric with metal legs or rounded edge wood leg frame.

Metal



ROYCE TEN



ROYCE TWENTY



ROYCE THIRTY



ROYCE FORTY

ORDERING INFORMATION

To Order Please Specify:

- | | |
|-----------------|-------------------------------|
| 1) Series Name | 4) Fabric Grade & Number |
| 2) Model Number | 5) Two or Three Fabric Option |
| 3) Quantity | 6) Optional Items |

OPTIONS

- CODE: FR - CAL 133 (TB 133) Fire Retardant.
- CODE: MB - Moisture Barrier.
- CODE: 2FO - 2 Fabric Option. When seat and back are upholstered in two different fabrics of your choice.
- CODE: PC - Polished Chrome frame.

ROYCE GENERAL SPECIFICATIONS

Shell

A minimum of 20" inside seat inside width. All models offer 100% more back support and comfort.

Seat

5" thick high resiliency foam with a seat frame made out of hardwood with flexible webbing installed for added support and soft sit. Steel welded frame is machine screwed to wood frame for durability.

COM Fabric Testing

Due to the complexity of the upholstery process of the Royce, please submit your COM for testing. A 10"x10" sample is required.

Upholstery

High resiliency foam, covered throughout by Dacron to protect final upholstery.

Metal Base

Legs are 14-gauge, .875" diameter steel tubing in standard polished chrome. powder coat colors are optional.

Wood Base

Rounded edge solid maple wood frame and legs. Stained with your choice of color.

Wood



ROYCE TEN



ROYCE TWENTY



ROYCE THIRTY



ROYCE FORTY

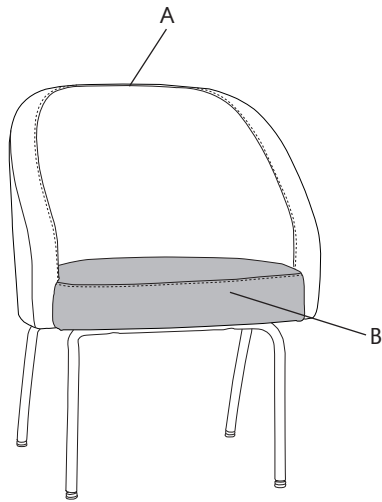


- 19 standard wood stain colors to choose from

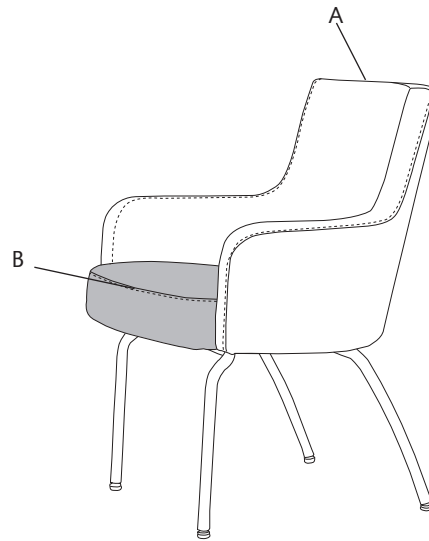


- 29 standard powder coat colors to choose from

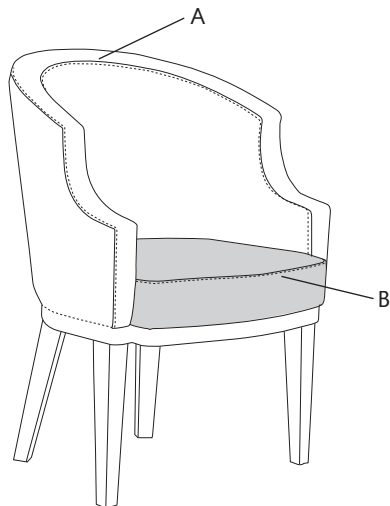
FABRIC PLACEMENT DETAIL
METAL AND WOOD LEGS ON ALL 4 MODELS



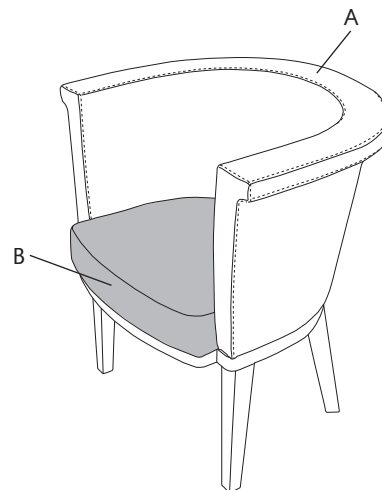
DIMENSIONS	Royce Ten
Overall Height:	34"
Overall Width:	25"
Shell Height:	20"
Shell Width:	25"



DIMENSIONS	Royce Twenty
Overall Height:	34"
Overall Width:	25"
Shell Height:	20"
Shell Width:	25"



DIMENSIONS	Royce Thirty
Overall Height:	34"
Overall Width:	25"
Shell Height:	20"
Shell Width:	25"



DIMENSIONS	Royce Forty
Overall Height:	31"
Overall Width:	28"
Shell Height:	17.5"
Shell Width:	28"

DIMENSIONS	Royce Ten 4-Leg Metal Base	Royce Twenty 4-Leg Metal Base
Seat Height:	18"	18"
Seat Width:	20.5"	20.5"
Seat Depth:	19.5"	19.5"
Overall Height:	34"	34"
Overall Width:	25"	25"
Overall Depth:	25.5"	25.5"
Qty./Wt.:	1 ea./45 lbs.	1 ea./45 lbs.



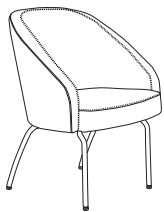
ROYCE TEN



ROYCE TWENTY

***Polished chrome comes standard on Royce Metal Collection**

MODEL / DESCRIPTION / LIST PRICING



5150M Royce Ten - Metal Legs in polished chrome

COM Yardage: 4.25 Yds. / Back: 3 Yds. / Seat: 1.25 Yds.

COM	GR1	GR2	GR3	GR4	GR5	GR6	GR7	GR8	GR9	GR10	LEA
\$1483	\$1586	\$1650	\$1717	\$1785	\$1856	\$1931	\$2008	\$2088	\$2171	\$2258	\$2669



5152M Royce Twenty - Metal Legs in polished chrome

COM Yardage: 4.25 Yds. / Back: 3.5 Yds. / Seat: 1.25 Yds.

COM	GR1	GR2	GR3	GR4	GR5	GR6	GR7	GR8	GR9	GR10	LEA
\$1514	\$1621	\$1685	\$1754	\$1824	\$1897	\$1972	\$2051	\$2133	\$2218	\$2308	\$2727

OPTIONS

Add upcharge to list price and code to model number

FR	CAL 133 (TB 133) Fire Retardant per yard	\$90/yd.
MB	Moisture Barrier - per seat	\$125

2FO	Two fabric option	\$98
PWDC	Powder Coat Finish	\$58

DIMENSIONS	Royce Thirty 4-Leg Metal Base	Royce Forty 4-Leg Metal Base
Seat Height:	18"	18"
Seat Width:	20.5"	20.5"
Seat Depth:	19.5"	19.5"
Overall Height:	34"	31"
Overall Width:	25"	28"
Overall Depth:	25.5"	25.5"
Qty./Wt.:	1 ea./45 lbs.	1 ea./45 lbs.



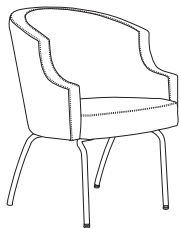
ROYCE THIRTY



ROYCE FORTY

***Polished chrome comes standard on Royce Metal Collection**


MODEL / DESCRIPTION / LIST PRICING



5154M Royce Thirty - Metal Legs in polished chrome

COM Yardage: 3.75 Yds. / Back: 2.5 Yds. / Seat: 1.25 Yds.

COM	GR1	GR2	GR3	GR4	GR5	GR6	GR7	GR8	GR9	GR10	LEA
\$1537	\$1645	\$1711	\$1780	\$1850	\$1924	\$2000	\$2082	\$2165	\$2251	\$2341	\$2768



5156M Royce Forty - Metal Legs in polished chrome

COM Yardage: 3.75 Yds. / Back: 2.5 Yds. / Seat: 1.25 Yds.

COM	GR1	GR2	GR3	GR4	GR5	GR6	GR7	GR8	GR9	GR10	LEA
\$1571	\$1681	\$1747	\$1818	\$1889	\$1966	\$2045	\$2127	\$2211	\$2299	\$2391	\$2826

OPTIONS

Add upcharge to list price and code to model number

FR	CAL 133 (TB 133) Fire Retardant per yard	\$90/yd.
MB	Moisture Barrier - per seat	\$125

2FO	Two fabric option	\$98
PWDC	Powder Coat Finish	\$58

DIMENSIONS	Royce Ten 4-Leg Wood Base	Royce Twenty 4-Leg Wood Base
Seat Height:	18"	18"
Seat Width:	20.5"	20.5"
Seat Depth:	19.5"	19.5"
Overall Height:	34"	34"
Overall Width:	25"	25"
Overall Depth:	25.5"	25.5"
Qty./Wt.:	1 ea./45 lbs.	1 ea./45 lbs.



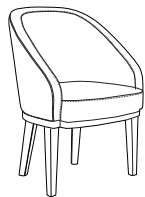
ROYCE TEN



ROYCE TWENTY

Features: Rounded corner edge

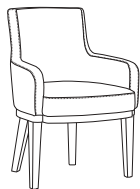
MODEL / DESCRIPTION / LIST PRICING



5150W Royce Ten - Wood Base

COM Yardage: 4.25 Yds. / Back: 3 Yds. / Seat: 1.25 Yds.

COM	GR1	GR2	GR3	GR4	GR5	GR6	GR7	GR8	GR9	GR10	LEA
\$1648	\$1764	\$1833	\$1908	\$1984	\$2062	\$2145	\$2231	\$2321	\$2414	\$2510	\$2966



5152W Royce Twenty - Wood Base

COM Yardage: 4.25 Yds. / Back: 3 Yds. / Seat: 1.25 Yds.

COM	GR1	GR2	GR3	GR4	GR5	GR6	GR7	GR8	GR9	GR10	LEA
\$1680	\$1797	\$1869	\$1945	\$2022	\$2103	\$2187	\$2275	\$2365	\$2460	\$2558	\$3024

OPTIONS

Add upcharge to list price and code to model number

FR	CAL 133 (TB 133) Fire Retardant per yard	\$90/yd.
MB	Moisture Barrier - per seat	\$125

2FO	Two fabric option	\$98
-----	-------------------	------

DIMENSIONS	Royce Thirty 4-Leg Wood Base	Royce Forty 4-Leg Wood Base
Seat Height:	18"	18"
Seat Width:	20.5"	20.5"
Seat Depth:	19.5"	19.5"
Overall Height:	34"	31"
Overall Width:	25"	28"
Overall Depth:	25.5"	25.5"
Qty./Wt.:	1 ea./45 lbs.	1 ea./45 lbs.




ROYCE FORTY



ROYCE THIRTY

Features: Rounded corner edge

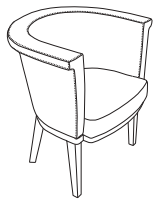
MODEL / DESCRIPTION / LIST PRICING



5154W Royce Thirty - Wood Base

COM Yardage: 3.75 Yds. / Back: 2.5 Yds. / Seat: 1.25 Yds.

COM	GR1	GR2	GR3	GR4	GR5	GR6	GR7	GR8	GR9	GR10	LEA
\$1708	\$1828	\$1901	\$1977	\$2056	\$2137	\$2224	\$2313	\$2405	\$2502	\$2602	\$3075



5156W Royce Forty - Wood Base

COM Yardage: 4.25 Yds. / Back: 3 Yds. / Seat: 1.25 Yds.

COM	GR1	GR2	GR3	GR4	GR5	GR6	GR7	GR8	GR9	GR10	LEA
\$1744	\$1866	\$1940	\$2018	\$2098	\$2182	\$2270	\$2361	\$2456	\$2553	\$2655	\$3138

OPTIONS

Add upcharge to list price and code to model number

FR	CAL 133 (TB 133) Fire Retardant per yard	\$90/yd.
MB	Moisture Barrier - per seat	\$125

2FO	Two fabric option	\$98
-----	-------------------	------



SAMBA TABLE OF CONTENTS

Samba Specifications	2-3
Samba Standards & Options	4
Samba Mid Back Pricing	5-6
Samba Mid Back Swivel Pricing	7
Samba High Back Pricing	8-9
Samba Demi Back Bar Stool Pricing	10
Samba Demi Back Pricing	11

SAMBA

The Samba collection encompasses three shells: Mid-back, High-back and Demi-back barstool. The Samba features a fully upholstered seat over a stylish cold injected urethane foam shell and contoured details that offer comfort in the seat and back. A stylish array of base options and finishes complete the series.



HIGH BACK GUEST CHAIR WITH 4-STAR PLANE SWIVEL BASE IN POLISHED CHROME



MIDBACK 4 LEG CHAIR



MIDBACK 5-STAR SWIVEL WITH
OPTIONAL CHROME CASTERS



MID-BACK LOUNGE FEATURING
4-STAR STEEL SWIVEL BASE



DEMI BACK 5-STAR SWIVEL BASE
WITH FOOT REST



DEMI BACK SLED BASE BARSTOOL



DEMI BACK WOOD BASE BARSTOOL



HIGH BACK WOOD LEG CHAIR

ORDERING INFORMATION

To Order Please Specify:

- | | |
|-----------------|----------------------------|
| 1) Series Name | 4) Fabric Grade and Number |
| 2) Model Number | 5) Optional Items |
| 3) Quantity | |

SAMBA GENERAL SPECIFICATIONS

Upholstery/Foam

- Cold injected urethane molded foam with inner steel welded frame.
- Samba is fully upholstered and available with approved fabric, crypton, vinyl or COM.
- Due to the complexity of the upholstery process of the Samba Swivel, please submit your COM for testing. A 10"x10" sample is required. **ALL FABRIC MUST BE PRE-APPROVED**, please contact customer service.

Base Details

- **4-Legs:** Frame is fully welded. 3/4" diameter 14-gauge steel tubing with adjustable glides installed.
- **4-Star Plane Swivel Base:** *For guest chair*, available in polished cast aluminum, base has tapered ends and round corners with fixed plastic glides installed and glued on floor felts. Base is also available in black wrinkle finish.
- **4-Star Steel Swivel:** *For lounge chair*, solid steel blades welded to 2" diameter column and nylon glides installed. Available in polished chrome or black wrinkle finishes.

- **Wood Legs:** In round solid beech, tapered style. Size of taper legs is 1-1/4" to 2" diameter. All 4 legs are inserted in a fabricated, welded metal bracket and tightly secured. Underseat metal bracket is painted in white.
- **Bar Stool with Wood Legs** - In round solid beech, tapered style. Size of taper legs is 1-1/4" to 2" diameter. All 4 legs are inserted in a fabricated, welded metal bracket and tightly secured. A polished chrome footrest is inserted to 4 legs with machined screws for additional strength. Underseat metal bracket is painted in white.
- **Bar Stool with Sled Base** - Frame in solid steel is 1/2" in diameter. 4 polyvinyl glides installed, and footrest welded to frame.
- **5-Star Swivel:** Cast polished aluminum base with 5 gray casters installed.
High chair kit consists of an 8" or 10" extended piston (adjustable up and down) with an adjustable chrome foot ring.

Chair function

- Swivel 360°

Chair Control

- Pneumatic height adjustment
 - Regular Swivel Chair - 16" - 21"
 - 8" High Kit - 23" - 30"
 - 10" High Kit - 26" - 36"
- Swivel
- **4-Leg Bar Stool for Mid Back:** Frame is 3/4" diameter, 14-gauge steel tubing with adjustable glides installed and footrest welded to frame.



STANDARD BASE FINISHES

- 4-star plane swivel - Black or Polished Chrome (Guest Chair)
- 4-star steel swivel - Black or Polished Chrome (Lounge Chair)
- 4 legs - polished chrome
- Wood legs - all standard stain colors and underseat metal bracket is painted in white


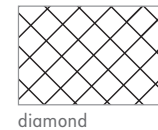
- 5-star swivel in polished chrome with gray casters (mid & high back)
- 5-star swivel in polished chrome with black casters (demi back)
- Sled Base Bar Stool - polished chrome
- Wood Leg Barstool - All standard stain colors includes polished chrome foot rest

OPTIONS

- CODE: FR - CAL 133 (TB 133) Fire Retardant.
- CODE: MB - Moisture Barrier
- CODE: SF - Powder Coat Color Finish
- CODE: CH - Counter Height (24" seat height)
- CODE: SH - Specialty Height (any custom height)
- CODE: TFT1 - Diamond Tufting - Single Back
- CODE: VBL - Underseat metal bracket is painted in black (Wood Legs)
- CAS-C: Chrome Casters for 5-star swivel base
- CODE: GC - Black Glides for 5 star base

TUFTING

Only diamond tufting available for Samba series.



SAMBA - DIAMOND TUFTING DETAIL ON BACK

BASE FINISHES

Powder Coat colors available with upcharge

- 4 Leg Metal Frame
- Barstool 4 Leg Metal Frame
- Barstool Sled Base



STANDARD GRAY CASTERS
(5035 MODEL ONLY)



OPTIONAL CHROME CASTERS
(5035 MODEL ONLY)

5-STAR SWIVEL BASE DETAIL



MIDBACK 5-STAR SWIVEL BASE WITH OPTIONAL CHROME CASTERS



DEMI BACK 5-STAR SWIVEL BASE WITH BLACK CASTERS

FOR TASK
SWIVEL CHAIR

CAST ALUMINUM 4-STAR PLANE SWIVEL BASE DETAIL




POLISHED CHROME FINISH



BLACK WRINKLE FINISH

FOR GUEST
SWIVEL CHAIR

SWIVEL STEEL BASE DETAIL



POLISHED CHROME FINISH



BLACK WRINKLE FINISH

FOR LOUNGE
SWIVEL CHAIR

DIMENSIONS	4-Leg Chair	4-Star Plane Swivel Chair
Inside Width:	20"	20"
Seat Height:	18"	18"
Arm Height:	26"	26"
Overall Depth:	24"	24"
Overall Width:	24.5"	24.5"
Overall Height:	31"	32.5"
Qty./Wt. per carton:	1 ea./32 lbs.	1 ea./32 lbs.



4 LEGS



PLANE SWIVEL BASE IN BLACK WRINKLE

MODEL / DESCRIPTION / LIST PRICING



5037 Mid-Back 4 Legs in Polished Chrome / Fixed Seat

COM Yardage: 2 yards

COM	GR1	GR2	GR3	GR4	GR5	GR6	GR7	GR8	GR9	GR10	LEA
\$1055	\$1129	\$1174	\$1221	\$1270	\$1321	\$1373	\$1429	\$1486	\$1546	\$1607	\$1899



5039-L Mid-Back Guest Chair / 4-Star Plane Swivel / **Polished Chrome Finish**

COM Yardage: 2 yards

COM	GR1	GR2	GR3	GR4	GR5	GR6	GR7	GR8	GR9	GR10	LEA
\$1142	\$1222	\$1271	\$1322	\$1374	\$1430	\$1487	\$1547	\$1609	\$1673	\$1740	\$2056



5039-LB Mid-Back Guest Chair / 4-Star Plane Swivel / **Black Wrinkle Finish**

COM Yardage: 2 yards

COM	GR1	GR2	GR3	GR4	GR5	GR6	GR7	GR8	GR9	GR10	LEA
\$1183	\$1265	\$1316	\$1369	\$1424	\$1480	\$1539	\$1601	\$1666	\$1732	\$1801	\$2129

OPTIONS

Add upcharge to list price and code to model number

FR	CAL 133 (TB 133) Fire Retardant - per yard	\$90/yd.
SF	Powder Coat Color Finish - Model 5037 Only	\$38

TFT1	Diamond Tufting - per seat	\$96
MB	Moisture Barrier - per seat	\$68

DIMENSIONS	4-Star Steel Swivel Base	Wood Leg Chair	4-Leg Bar Stool
Inside Width:	17"	17"	17"
Seat Height:	16"	18"	29"
Arm Height:	26"	24"	37"
Overall Depth:	24"	24"	24"
Overall Width:	24.5"	24.5"	24.5"
Overall Height:	30.5"	31"	41"
Qty./Wt. per carton:	1 ea./32 lbs.	1 ea./50 lbs.	1 ea./38 lbs.



4-STAR STEEL SWIVEL
MID-BACK LOUNGE



WOOD LEGS

MODEL / DESCRIPTION / LIST PRICING



5049-B Mid-Back Lounge 4-Star Steel Swivel / **Black Wrinkle Finish**

COM Yardage: 2 yards

COM	GR1	GR2	GR3	GR4	GR5	GR6	GR7	GR8	GR9	GR10	LEA
\$1307	\$1398	\$1454	\$1513	\$1573	\$1636	\$1701	\$1769	\$1840	\$1914	\$1990	\$2352



5049 Mid-Back Lounge 4-Star Steel Swivel / **Polished Chrome Finish**

COM Yardage: 2 yards

COM	GR1	GR2	GR3	GR4	GR5	GR6	GR7	GR8	GR9	GR10	LEA
\$1374	\$1470	\$1529	\$1590	\$1655	\$1720	\$1790	\$1861	\$1936	\$2013	\$2093	\$2474



5037-W Mid-Back **Stained Wood Legs** / Fixed Seat

COM Yardage: 2 yards

COM	GR1	GR2	GR3	GR4	GR5	GR6	GR7	GR8	GR9	GR10	LEA
\$1492	\$1597	\$1660	\$1727	\$1796	\$1868	\$1942	\$2020	\$2102	\$2185	\$2273	\$2686



5038 Mid-Back 4 Leg Bar Stool / **Polished Chrome Finish**

COM Yardage: 2 yards

COM	GR1	GR2	GR3	GR4	GR5	GR6	GR7	GR8	GR9	GR10	LEA
\$1163	\$1245	\$1294	\$1346	\$1400	\$1456	\$1514	\$1575	\$1637	\$1703	\$1771	\$2094

OPTIONS

Add upcharge to list price and code to model number

FR	CAL 133 (TB 133) Fire Retardant - per yard	\$90/yd.
TFT1	Diamond Tufting - per seat	\$96
SF	Powder Coat color finish (bar stool - 5038 Only)	\$58
VBL	Black Under Metal Frame (Wood Legs)	\$38

MB	Moisture Barrier - per seat	\$68
CH	Counter Height (24" seat height)	\$28
SH	Specialty Height	\$28

DIMENSIONS	Five-Star Swivel	8" High Kit:	10" High Kit:
Inside Width:	17"	17"	17"
Seat Height:	16"-21"	23"-30"	26"-36"
Arm Height:	23"-28"	30"-37"	33"-43"
Overall Depth:	26.5"	26.5"	26.5"
Overall Width:	26.5"	26.5"	26.5"
Overall Height:	29"-34"	37"-44"	40"-50"
Qty./Wt. per carton:	1 ea./44 lbs	1 ea./44 lbs	1 ea./44 lbs



5-STAR SWIVEL CHAIR
HIGH KIT



5-STAR SWIVEL

MODEL / DESCRIPTION / LIST PRICING



5035

Mid-Back Polished Chrome Five-Star Swivel on Casters

COM Yardage: 2 est. yards

COM	GR1	GR2	GR3	GR4	GR5	GR6	GR7	GR8	GR9	GR10	LEA
\$1083	\$1160	\$1206	\$1254	\$1304	\$1356	\$1410	\$1467	\$1526	\$1587	\$1650	\$1950



5035-H8 5035-H10

Mid-Back Polished Chrome Five-Star Swivel on Casters with High Chair Kit

COM Yardage: 2 est. yards

COM	GR1	GR2	GR3	GR4	GR5	GR6	GR7	GR8	GR9	GR10	LEA
\$1165	\$1247	\$1297	\$1348	\$1403	\$1458	\$1517	\$1577	\$1640	\$1706	\$1775	\$2097

OPTIONS

Add upcharge to list price and code to model number

FR	CAL 133 (TB 133) Fire Retardant - per yard	\$90/yd.
MB	Moisture Barrier - per seat.	\$68
GC	Black Glides for 5 star base	\$28

TFT1	Diamond Tufting - per seat	\$96
CAS-C	Chrome Casters for 5-star base	\$68

DIMENSIONS	4-Leg Chair	Wood Leg Chair	4-Star Plane Swivel Chair
Inside Width:	21"	21"	21"
Seat Height:	18"	19"	18"
Arm Height:	26"	27"	26"
Overall Depth:	24.5"	24"	26"
Overall Width:	25"	25.5"	25"
Overall Height:	37"	38"	37.5"
Qty./Wt. per carton:	1 ea./32 lbs.	1 ea./32 lbs.	1 ea./32 lbs.



WOOD LEGS



4 LEG

MODEL / DESCRIPTION / LIST PRICING



5037-HB High Back 4 Leg in Polished Chrome / Fixed Seat

COM Yardage: 2.5 yards

COM	GR1	GR2	GR3	GR4	GR5	GR6	GR7	GR8	GR9	GR10	LEA
\$1360	\$1455	\$1514	\$1574	\$1637	\$1703	\$1771	\$1842	\$1915	\$1993	\$2072	\$2448



5037-WHB High Back **Stained Wood Legs** / Fixed Seat

COM Yardage: 2.5 yards

COM	GR1	GR2	GR3	GR4	GR5	GR6	GR7	GR8	GR9	GR10	LEA
\$1753	\$1876	\$1950	\$2028	\$2109	\$2194	\$2281	\$2373	\$2468	\$2567	\$2669	\$3154



5045 High Back Guest Chair / 4-Star Plane Swivel / **Black Wrinkle Finish**

COM Yardage: 2.5 yards

COM	GR1	GR2	GR3	GR4	GR5	GR6	GR7	GR8	GR9	GR10	LEA
\$1454	\$1555	\$1618	\$1683	\$1751	\$1820	\$1893	\$1969	\$2047	\$2129	\$2215	\$2617



5045-P High Back Guest Chair / 4-Star Plane Swivel / **Polished Chrome Finish**

COM Yardage: 2.5 yards

COM	GR1	GR2	GR3	GR4	GR5	GR6	GR7	GR8	GR9	GR10	LEA
\$1493	\$1598	\$1662	\$1729	\$1797	\$1869	\$1943	\$2022	\$2103	\$2187	\$2274	\$2688

OPTIONS

Add upcharge to list price and code to model number

FR	CAL 133 (TB 133) Fire Retardant - per yard	\$90/yd.
SF	Powder Coat Color Finish - Model 5037-HB	\$38
TFT1	Diamond Tufting - per seat	\$96

VBL	Black Under Metal Frame (Wood Legs)	\$38
MB	Moisture Barrier - per seat	\$68

DIMENSIONS	4-Star Swivel Chair	Five-Star Swivel
Inside Width:	21"	21"
Seat Height:	16"	18"-21"
Arm Height:	26"	26"-29"
Overall Depth:	24"	26.5"
Overall Width:	25"	26.5"
Overall Height:	36.5"	38.5"-41"
Qty./Wt. per carton:	1 ea./32 lbs.	1 ea./44 lbs



5-STAR SWIVEL BASE
HIGH BACK



4-STAR STEEL SWIVEL
HIGH BACK LOUNGE

MODEL / DESCRIPTION / LIST PRICING



5044-B High Back Lounge 4-Star Steel Swivel / **Black Wrinkle Finish**

COM Yardage: 2.5 yards

COM	GR1	GR2	GR3	GR4	GR5	GR6	GR7	GR8	GR9	GR10	LEA
\$1619	\$1732	\$1802	\$1874	\$1948	\$2026	\$2107	\$2192	\$2279	\$2371	\$2466	\$2914



5044-PC High Back Lounge 4-Star Steel Swivel / **Polished Chrome Finish**

COM Yardage: 2.5 yards

COM	GR1	GR2	GR3	GR4	GR5	GR6	GR7	GR8	GR9	GR10	LEA
\$1684	\$1802	\$1874	\$1949	\$2027	\$2108	\$2192	\$2280	\$2371	\$2466	\$2565	\$3031



5035-HB High Back Polished Chrome Five-Star Swivel on Casters

COM Yardage: 2.5 est. yards

COM	GR1	GR2	GR3	GR4	GR5	GR6	GR7	GR8	GR9	GR10	LEA
\$1160	\$1240	\$1291	\$1342	\$1396	\$1452	\$1510	\$1571	\$1633	\$1698	\$1766	\$2087

OPTIONS

Add upcharge to list price and code to model number

FR	CAL 133 (TB 133) Fire Retardant - per yard	\$90/yd.
TFT1	Diamond Tufting - per seat	\$96
MB	Moisture Barrier - per seat	\$68

CAS-C	Chrome Casters for 5-star base	\$68
GC	Black Glides for 5 star base	\$28

DIMENSIONS	Demi Back Sled Base	Demi Back Wood Legs
Inside Width:	15.5"	15.5"
Seat Height:	29"	29"
Overall Depth:	18"	19.5"
Overall Width:	18"	19"
Overall Height:	36.5"	36"
Qty./Wt. per carton:	1 ea./44 lbs	1 ea./44 lbs



SAMBA DEMI BACK
WOOD LEGS



SAMBA DEMI BACK
SLED BASE

MODEL / DESCRIPTION / LIST PRICING



5047 Demi Back Bar Stool / Sled Base

COM Yardage: 1.5 yards

COM	GR1	GR2	GR3	GR4	GR5	GR6	GR7	GR8	GR9	GR10	LEA
\$875	\$936	\$974	\$1013	\$1053	\$1095	\$1139	\$1185	\$1233	\$1282	\$1333	\$1575



5047-W Demi Back Bar Stool / Wood Legs

COM Yardage: 1.5 yards

COM	GR1	GR2	GR3	GR4	GR5	GR6	GR7	GR8	GR9	GR10	LEA
\$1319	\$1412	\$1467	\$1526	\$1587	\$1651	\$1717	\$1785	\$1857	\$1931	\$2009	\$2374

OPTIONS

Add upcharge to list price and code to model number

FR	CAL 133 (TB 133) Fire Retardant - per yard	\$90/yd.
SF	Powder Coat Color Finish - Bar Stool 5047	\$58
CH	Counter Height (24" seat height) wood legs only	\$48

SH	Specialty Height (any custom height) wood only	\$48
TFT1	Diamond Tufting - per seat	\$96
MB	Moisture Barrier - per seat	\$68

DIMENSIONS	Five-Star Swivel	8" High Kit:	10" High Kit:
Inside Width:	15.5"	15.5"	15.5"
Seat Height:	17.5"-23"	20"-27.5"	26"-36"
Overall Depth:	25"	25"	25"
Overall Width:	18"	18"	18"
Overall Height:	25.5"-30.5"	27.5"-35"	30.5"-40.5"
Qty./Wt. per carton:	1 ea./44 lbs	1 ea./44 lbs	1 ea./44 lbs



5-STAR SWIVEL CHAIR
HIGH KIT



5-STAR SWIVEL

MODEL / DESCRIPTION / LIST PRICING

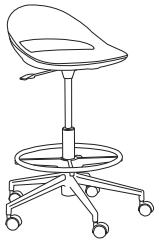


5048

Demi-Back Polished Chrome Five-Star Swivel on Casters

COM Yardage: 1.5 est. yards

COM												
\$834	\$893	\$928	\$965	\$1004	\$1044	\$1086	\$1129	\$1174	\$1221	\$1270	\$1501	



**5048-H8
5048-H10**

Demi-Back Polished Chrome Five-Star Swivel on Casters with High Chair Kit

COM Yardage: 1.5 est. yards

COM	GR1	GR2	GR3	GR4	GR5	GR6	GR7	GR8	GR9	GR10	LEA
\$922	\$986	\$1026	\$1067	\$1110	\$1154	\$1200	\$1248	\$1298	\$1351	\$1404	\$1660



OPTIONAL GLIDES FOR 5 STAR BASE

OPTIONS

Add upcharge to list price and code to model number

FR	CAL 133 (TB 133) Fire Retardant - per yard	\$90/yd.	GC	Black Glides for 5 star base	\$28
MB	Moisture Barrier - per seat.	\$68	TFT1	Tufting - Single Back	\$96

SAMMY LOUNGE

The Sammy is fully upholstered over high resiliency foam on a solid hardwood frame featuring square steel tube legs. Designed for student housing and any public spaces that require long duration seating comfort and greater width and depth.



SAMMY ARM CHAIR



SAMMY OTTOMAN



THREE SEAT SAMMY LOUNGE WITH CHAISE

ORDERING INFORMATION

- | | |
|-----------------|----------------------------|
| 1) Series Name | 4) Fabric Grade and Number |
| 2) Model Number | 5) Powder Coat Leg Color |
| 3) Quantity | 6) Optional Items |

SAMMY LOUNGE SPECIFICATIONS

Frame Construction

Frame assembly is constructed of multi-ply hardwood, with tongue and groove construction. All foam is fully bonded to frame. Seat cushions are 4" graded high resiliency (H.R.) block foam with back 3" (H.R.) foam, covered entirely with special bonded polyester fiber to protect final upholstery. No-sag springs are installed in seat & back along with interlocking helicoil springs to prevent sagging and provide additional lower back and seat support.

Upholstery

Seat and back are covered in choice of fabric, vinyl, crypton, leather or COM. ERG uses only water based glues and adhesives in our upholstery process. Contrasting fabrics are available.

Base

Is assembled using dado construction, glue and screws, with added corner support for each leg. Sammy tubular steel legs are available in standard powder coat colors or optional polished chrome.

Warranty

ERG offers a lifetime warranty on all foam and frames.

COLORS / FINISHES

Leg Finish Colors:

Standard powder coat color choices or optional polished chrome available.


OPTIONS

- CODE: FR - CAL 133 (TB 133) Fire Retardant.
- CODE: MB - Moisture Barrier.
- CODE: PCL - Polished Chrome Legs
- CODE: WOD - Solid Maple Wood Legs
- CODE: 2FO - Two Fabric Option.
- CODE: 3FO - Three Fabric Option.

Note: Factory installed power/data available, see accessories section for details and pricing.



TWO SEAT LOUNGE WITH ARM CHAIR AND OTTOMAN



ELECTRICAL/DATA



CUP HOLDER

DIMENSIONS	Arm Chair	Two Seat Lounge	Three Seat Lounge	Three Seat w/Chaise	Ottoman or Bench
Inside Width:	24"	48"	72"	72"	-
Seat Depth:	21"	21"	21"	21" & 45"	24"
Seat Height:	18"	18"	18"	18"	18"
Arm Height:	29"	29"	29"	29"	-
Overall Depth:	36"	36"	36"	36" & 60"	24"
Overall Width:	34"	58"	82"	82"	24" or 48"
Overall Height:	34"	34"	34"	34"	18"
Qty./Wt.:	1 ea./68 lbs.	1 ea./105 lbs.	1 ea./160 lbs.	1 ea./185 lbs.	1 ea./40 lbs.




TWO SEAT SAMMY LOUNGE

MODEL / DESCRIPTION / LIST PRICING

6401 Arm Chair (4 legs)

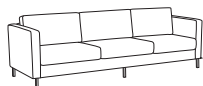
COM Yardage: 8.5 Yds. / Seat: 2 Yds. / Back: 1.5 Yds. / Frame: 1.25 Yard / Arms: 3.5 Yds.

COM	GR1	GR2	GR3	GR4	GR5	GR6	GR7	GR8	GR9	GR10	LEA
\$1872	\$2003	\$2083	\$2167	\$2253	\$2344	\$2437	\$2534	\$2636	\$2741	\$2850	\$3369


6402 Two Seat Lounge Sofa (4 legs)

COM Yardage: 11.5 Yds. / Seat: 4 Yds. / Back: 2.5 Yds. / Frame: 1.5 Yds. / Arms: 3.5 Yds.

COM	GR1	GR2	GR3	GR4	GR5	GR6	GR7	GR8	GR9	GR10	LEA
\$2523	\$2700	\$2809	\$2921	\$3038	\$3159	\$3286	\$3417	\$3553	\$3696	\$3844	\$4542


6403 Three Seat Lounge Sofa (6 legs)

COM Yardage: 15.25 Yds. / Seat: 6 Yds. / Back: 3.25 Yds. / Frame: 2.5 Yds. / Arms: 3.5 Yds.

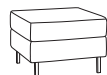
COM	GR1	GR2	GR3	GR4	GR5	GR6	GR7	GR8	GR9	GR10	LEA
\$3369	\$3605	\$3749	\$3899	\$4055	\$4217	\$4386	\$4562	\$4744	\$4933	\$5131	\$6065


6404R/L Three Seat Lounge Sofa with Chaise (8 legs)

COM Yardage: 17 Yds. / Seat: 7.5 Yds. / Back: 4.5 Yds. / Frame: 3 Yds. / Arms: 3.5 Yds.

COM	GR1	GR2	GR3	GR4	GR5	GR6	GR7	GR8	GR9	GR10	LEA
\$4121	\$4410	\$4587	\$4769	\$4961	\$5159	\$5365	\$5580	\$5803	\$6034	\$6276	\$7417

note: specify right or left side for chaise


6405 Ottoman (4 legs)

COM Yardage: 2.5 Yds.

COM	GR1	GR2	GR3	GR4	GR5	GR6	GR7	GR8	GR9	GR10	LEA
\$1110	\$1187	\$1235	\$1283	\$1335	\$1389	\$1444	\$1502	\$1562	\$1624	\$1690	\$1996


6406 Bench (4 legs)

COM Yardage: 4 Yds.

COM	GR1	GR2	GR3	GR4	GR5	GR6	GR7	GR8	GR9	GR10	LEA
\$1611	\$1724	\$1793	\$1865	\$1940	\$2018	\$2098	\$2181	\$2269	\$2360	\$2455	\$2902

OPTIONS

Add upcharge to list price and code to model number

FR	CAL 133 (TB 133) Fire Retardant per yard.	\$90/yd.
MB	Moisture Barrier - per seat	\$125
PCL	Polished chrome leg	\$17 per leg
2FO	Two Fabric Option	\$98

3FO	Three Fabric Option	\$148
CUP	Plastic Cup Holder	\$95
WOD	Solid Maple Wood Legs	\$24 per leg

SAWYER

Sawyer series has a square steel base and square or round steel column offered in many finishes. Tops include laminate or wood veneer.



SAWYER SQUARE COLUMN,
ROUND TOP

ORDERING INFORMATION

- | | |
|-----------------|-------------------------------|
| 1) Series Name | 6) Laminate Selection and No. |
| 2) Model Number | 7) Edge Style Code and Color |
| 3) Column Style | 8) Wood Species |
| 4) Size | 9) Wood Stain Color |
| 5) Quantity | 10) Optional Items |

SAWYER SPECIFICATIONS

Table Height	Table height is 28" to 30" depending on table top specified. Bar Height table is 42".
Column	Square column is 2.5" x 2.5" steel. Optional round column is 3" round 14 guage steel tubing.
Base	Base is 16" or 24" square steel with steel cover.
Plate	10" x 10" square • 12" X 12" square 14" X 14" square • 24" x 24" square

Laminate or Wood Tops

Laminate or Wood tops are 1.25" thick offered in round and square tops.

Edge Selection

ERG offers a wide variety of table top edge materials including PVC, wood, aluminum and resin/urethane. Refer to "Table Edges and Profiles" at beginning of "Tables" section.

FINISHES

Table Base

Standard powder coat colors.

Laminate/Veneer Selections

ERG offers over 1000 standard laminate choices from Nevamar, Wilsonart, Formica and Pionite. Wood veneer is available in transparent stain colors - custom stain matching available.

OPTIONS

- CODE: SC - Square Column*
- CODE: RC - Round Column*
- CODE: GD - Ganging
- CODE: STH - Special Table Height (other than 29" or 42")
- CODE: ULW - Ultra Lightweight Top
- CODE: RAD - Radius Corners for 3MM Edge

* No upcharge - specify when ordering.
powdercoat color is standard





SAWYER
ROUND COLUMN

MODEL / DESCRIPTION / LIST PRICING
SAWYER | CAFÉ

	Model Number	Table Top Size	Shpg. Wght.	Base Spread	LAMINATE TOP ASSORTED EDGES							VENEER TOP	
					GRP 1	GRP 2	GRP 3	GRP 4	GRP 5	GRP 6	GRP 7	GRP 8	GRP 9
 ROUND	SAW24D	24" Dia.	46	16" Sq.	\$727	\$747	\$823	\$870	\$1013	\$1131	\$1274	\$2187	\$2720
	SAW30D	30" Dia.	63	16" Sq.	\$739	\$763	\$856	\$915	\$1091	\$1236	\$1410	\$2301	\$2795
	SAW36D	36" Dia.	83	16" Sq.	\$1067	\$1094	\$1209	\$1279	\$1490	\$1668	\$1880	\$3213	\$3989
	SAW42D	42" Dia.	102	24" Sq.	\$1179	\$1211	\$1343	\$1426	\$1673	\$1880	\$2129	\$3585	\$4422
	SAW48D	48" Dia.	109	24" Sq.	\$1300	\$1343	\$1514	\$1621	\$1942	\$2211	\$2532	\$4080	\$4927
	SAW54D	54" Dia.	116	24" Sq.	\$1537	\$1598	\$1845	\$1999	\$2462	\$2848	\$3311	\$5036	\$5901
 SQUARE	SAW60D	60" Dia.	123	24" Sq.	\$1664	\$1735	\$2023	\$2203	\$2742	\$3190	\$3730	\$5552	\$6428
	SAW24S	24" Sq.	43	16" Sq.	\$670	\$689	\$764	\$811	\$955	\$1074	\$1216	\$2043	\$2516
	SAW2430S	24" x 30"	48	16" Sq.	\$689	\$711	\$794	\$844	\$1000	\$1127	\$1282	\$2123	\$2596
	SAW30S	30" Sq.	74	16" Sq.	\$815	\$839	\$932	\$990	\$1166	\$1311	\$1487	\$2492	\$3065
	SAW36S	36" Sq.	90	24" Sq.	\$1093	\$1121	\$1234	\$1305	\$1516	\$1694	\$1906	\$3279	\$4083
	SAW42S	42" Sq.	105	24" Sq.	\$1162	\$1196	\$1332	\$1417	\$1670	\$1881	\$2136	\$3563	\$4372
	SAW48S	48" Sq.	112	24" Sq.	\$1297	\$1342	\$1519	\$1632	\$1966	\$2245	\$2581	\$4107	\$4928

SAWYER | BAR HEIGHT

	Model Number	Table Top Size	Shpg. Wght.	Base Spread	LAMINATE TOP ASSORTED EDGES							VENEER TOP	
					GRP 1	GRP 2	GRP 3	GRP 4	GRP 5	GRP 6	GRP 7	GRP 8	GRP 9
 ROUND	SAWH24D	24" Dia.	53	16" Sq.	\$906	\$924	\$1002	\$1049	\$1191	\$1310	\$1452	\$2364	\$2898
	SAWH30D	30" Dia.	70	16" Sq.	\$918	\$942	\$1034	\$1093	\$1269	\$1415	\$1588	\$2479	\$2974
	SAWH36D	36" Dia.	80	24" Sq.	\$1245	\$1273	\$1388	\$1468	\$1669	\$1846	\$2059	\$3392	\$4168
 SQUARE	SAWH24S	24" Sq.	58	16" Sq.	\$849	\$868	\$943	\$990	\$1134	\$1252	\$1395	\$2221	\$2694
	SAWH2430S	24" x 30"	64	24" Sq.	\$868	\$889	\$971	\$1022	\$1177	\$1306	\$1461	\$2302	\$2775
	SAWH30S	30" Sq.	75	16" Sq.	\$993	\$1017	\$1111	\$1168	\$1345	\$1490	\$1666	\$2671	\$3244
	SAWH36S	36" Sq.	85	24" Sq.	\$1272	\$1299	\$1413	\$1483	\$1695	\$1873	\$2085	\$3457	\$4262

OPTIONS


Add upcharge to list price and code to model number

SC	Square Column	—	STH	Special Table Height, other than 29" or 42"	\$150
RC	Round Column	—	ULW	Ultra Lightweight Top	\$190
GD	Ganging per table	\$95	RAD	Radius Corners for 3MM Edge	\$200 per table



SLAM OCCASIONAL TABLE

Slam Occasional Table is built with your choice of laminate, wood veneer or solid surface top on a welded 1" square steel tube frame or 2" square solid wood legs.



RECTANGULAR TABLE WITH CUBE FRAME



RECTANGULAR TABLE TOP WITH SLED FRAME

ORDERING INFORMATION

- | | |
|-----------------|--------------------------------|
| 1) Series Name | 4) Frame Finish |
| 2) Model Number | 5) Laminate / Veneer Selection |
| 3) Quantity | 6) Optional Items |

CODY SPECIFICATIONS

Table

Table top is CARB Phase I & Phase II Compliant. Laminate, wood veneer and phenolic backing are glued with water based adhesives. Table Top is 0.75" thick.

Table Tops

ERG offers over 1000 standard laminate choices from Nevamar, Wilsonart, Formica and Pionite. Wood veneer in transparent stain colors and custom stain matching are also available. Solid Surface, 3Form Chroma and stone table tops will be quoted upon request.

Frame

The Slam features a welded 1" square steel tube frame. Frames are sandblasted prior to final powder coating in your choice of standard powder coat colors. 4-leg frame available in optional polished chrome. Wood frame features 2" square solid wood legs in all standard stain colors.

Glides

Factory installed glides included.

OPTIONS

- CODE: PCL - Polished chrome 4 leg frame only



CORNER TABLE



WOOD LEG TABLE WITH LAMINATE TOP



RECTANGULAR TABLE



CORNER TABLE

SLAM OCCASIONAL TABLES

	Model Number	Model Description	Table Top Size	Table Height	Table Top Shape	Shipping Weight	LAMINATE EDGE 2B OR 3A	WOOD VENEER EDGE 8G	SOLID SURFACE
	SLM20S	Occasional	20"x20"	17"	square	30 lbs	\$944	\$1002	Call for quote
	SLM2028	Occasional	20"x28"	17"	square	30 lbs	\$1119	\$1186	Call for quote
	SLM28S	Occasional	28"x28"	17"	square	30 lbs	\$1281	\$1355	Call for quote
	SLM2042	Occasional	20"x42"	17"	rectangle	35 lbs	\$1442	\$1528	Call for quote
	SLM2060	Occasional	20"x60"	17"	rectangle	50 lbs	\$1560	\$1652	Call for quote

OPTIONS

Add upcharge to list price and code to model number

PCL	Polished chrome 4 leg frame (20"x20" Table)	\$150
PCL	Polished chrome 4 leg frame (20"x28" Table)	\$225
PCL	Polished chrome 4 leg frame (28"x28" Table)	\$325
PCL	Polished chrome 4 leg frame (20"x42" Table)	\$358
PCL	Polished chrome 4 leg frame (20"x60" Table)	\$475

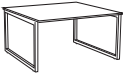

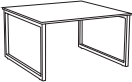
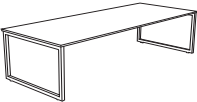
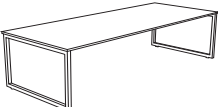



RECTANGULAR TABLE TOP WITH SLED FRAME



CORNER TABLE WITH SLED FRAME

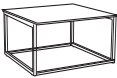

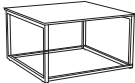
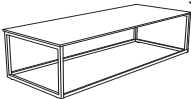
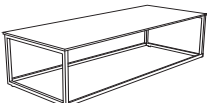
SLAM OCCASIONAL TABLES

	Model Number	Model Description	Table Top Size	Table Height	Table Top Shape	Shipping Weight	LAMINATE EDGE 2B OR 3A	WOOD VENEER EDGE 8G	SOLID SURFACE
	SLMS20S	Occasional	20"x20"	17"	square	30 lbs	\$970	\$1029	Call for quote
	SLMS2028	Occasional	20"x28"	17"	square	30 lbs	\$1184	\$1255	Call for quote
	SLMS28S	Occasional	28"x28"	17"	square	30 lbs	\$1415	\$1495	Call for quote
	SLMS2042	Occasional	20"x42"	17"	rectangle	35 lbs	\$1603	\$1698	Call for quote
	SLMS2060	Occasional	20"x60"	17"	rectangle	50 lbs	\$1694	\$1763	Call for quote



RECTANGULAR TABLE WITH CUBE FRAME

SLAM OCCASIONAL TABLES

	Model Number	Model Description	Table Top Size	Table Height	Table Top Shape	Shipping Weight	LAMINATE EDGE 2B OR 3A	WOOD VENEER EDGE 8G	SOLID SURFACE
	SLMC20S	Occasional	20"x20"	17"	square	30 lbs	\$970	\$1029	Call for quote
	SLMC2028	Occasional	20"x28"	17"	square	30 lbs	\$1281	\$1356	Call for quote
	SLMC28S	Occasional	28"x28"	17"	square	30 lbs	\$1541	\$1632	Call for quote
	SLMC2042	Occasional	20"x42"	17"	rectangle	35 lbs	\$1770	\$1875	Call for quote
	SLMC2060	Occasional	20"x60"	17"	rectangle	50 lbs	\$1864	\$1965	Call for quote



RECTANGULAR TABLE WITH SOLID SURFACE TOP



CORNER TABLE WITH LAMINATE TOP

SLAM OCCASIONAL WOOD TABLES

	Model Number	Model Description	Table Top Size	Table Height	Table Top Shape	Shipping Weight	LAMINATE EDGE 2B OR 3A	WOOD VENEER EDGE 8G	SOLID SURFACE
	SLMW20S	Occasional	20"x20"	17"	square	30 lbs	\$1007	\$1068	Call for quote
	SLMW2028	Occasional	20"x28"	17"	square	30 lbs	\$1032	\$1095	Call for quote
	SLMW28S	Occasional	28"x28"	17"	square	30 lbs	\$1237	\$1311	Call for quote
	SLMW2042	Occasional	20"x42"	17"	rectangle	35 lbs	\$1420	\$1493	Call for quote
	SLMW2060	Occasional	20"x60"	17"	rectangle	50 lbs	\$1560	\$1652	Call for quote

STARLA

Starla has a cast round base. Available in café and bar heights. Options include game top and foot ring for bar height. Tops available in laminate with optional resin edges and wood veneer.

**HURRY!
QUANTITIES
LIMITED!**

**DRASTICALLY
REDUCED**



STARLA BAR HEIGHT

ORDERING INFORMATION

- | | |
|------------------------------------|-------------------------------|
| 1) Series Name | 6) Laminate Selection and No. |
| 2) Model Number | 7) Edge Style Code and Color |
| 3) Size | 8) Wood Stain Color |
| 4) Quantity | 9) Optional Items |
| 5) Frame Color | |
| (Hammer tone textured recommended) | |

STARLA SPECIFICATIONS

Starla Base

- | | |
|---------------------|---|
| Table Height | Table height is 29" to 30" depending on table top specified. Bar Height table is 42". |
| Column | 3" round 14 gauge steel tubing. |
| Base | 17", 22" or 28" base spread diameter cast iron, depending on size of top. |
| Plate | 10" x 10" square • 12" X 12" square
24" x 24" square |
| Glides | Adjustable stainless steel rubber cushion glides. |
| Assembly | The base plate and spider are attached together with a 1/2"- 13 threaded tie rod and flange nut. Base mounts to top with 1/4"- 20 machine screws into metal inserts, NO WOOD SCREWS ARE USED. |

Laminate or Wood Tops

Laminate or Wood tops are 1.25" thick offered in round and square.

Table Edge Selections

See "Table Edges and Profiles" in "Tables" section.

FINISHES

Table Base

Finished in your choice of standard powder coat colors. For colors refer to "Color Selections" brochure. For actual color samples, please call Customer Service.

Laminate/Veneer Selections

ERG offers over 1000 standard laminate choices from Nevamar, Wilsonart, Formica and Pionite. Wood veneer is available in transparent stain colors - custom stain matching available.

OPTIONS

- CODE: PC - Polished Chrome Base.
- CODE: RP - Painted Footring for Bar Height
- CODE: RC - Polished Chrome Footring for Bar Height.
- CODE: ULW - Ultra Lightweight Top
- CODE: RAD - Radius Corners for 3MM Edge

MODEL / DESCRIPTION / LIST PRICING
STARLA | CAFÉ | ROUND

	Model Number	Table Top Size	Shpg. Wght.	Base Spread	LAMINATE TOP ASSORTED EDGES							VENEER TOP	
					GRP 1	GRP 2	GRP 3	GRP 4	GRP 5	GRP 6	GRP 7	GRP 8	GRP 9
ROUND	SRL24D	24" Dia.	43	17"	\$413	\$427	\$472	\$530	\$666	\$703	\$776	\$1323	\$1789
	SRL30D	30" Dia.	65	22"	\$498	\$517	\$574	\$652	\$836	\$883	\$1240	\$1630	\$2179
	SRL36D	36" Dia.	75	22"	\$597	\$621	\$694	\$790	\$1021	\$1081	\$1203	\$1977	\$2628
	SRL42D	42" Dia.	120	22"	\$796	\$826	\$911	\$1027	\$1301	\$1373	\$1518	\$2568	\$3460
	SRL48D	48" Dia.	129	28"	\$857	\$892	\$996	\$1136	\$1467	\$1554	\$1729	\$2839	\$3774

STARLA | CAFÉ | SQUARE

	Model Number	Table Top Size	Shpg. Wght.	Base Spread	LAMINATE TOP ASSORTED EDGES							VENEER TOP	
					GRP 1	GRP 2	GRP 3	GRP 4	GRP 5	GRP 6	GRP 7	GRP 8	GRP 9
SQUARE	SRL24S	24" Sq.	54	17"	\$417	\$433	\$477	\$537	\$679	\$717	\$791	\$1342	\$1812
	SRL2430S	24x30 Sq.	59	22"	\$435	\$452	\$502	\$570	\$730	\$772	\$857	\$1426	\$1906
	SRL30S	30" Sq.	81	22"	\$498	\$518	\$574	\$653	\$836	\$884	\$982	\$1633	\$2182
	SRL36S	36" Sq.	94	28"	\$598	\$621	\$694	\$791	\$1022	\$1082	\$1204	\$1978	\$2631
	SRL42S	42" Sq.	150	28"	\$813	\$844	\$935	\$1058	\$1351	\$1427	\$1579	\$2648	\$3551

STARLA | CAFÉ | RECTANGLE

	Model Number	Table Top Size	Shpg. Wght.	Base Spread	LAMINATE TOP ASSORTED EDGES							VENEER TOP	
					GRP 1	GRP 2	GRP 3	GRP 4	GRP 5	GRP 6	GRP 7	GRP 8	GRP 9
RECTANGLE	SRL2448	24x48 Sq.	98	2-17"	\$836	\$860	\$932	\$1028	\$1258	\$1318	\$1438	\$2571	\$3552
	SRL2460	24x60 Sq.	107	2-17"	\$863	\$891	\$971	\$1078	\$1333	\$1402	\$1535	\$2696	\$3695
	SRL3048	30x48 Sq.	141	2-17"	\$974	\$1001	\$1080	\$1188	\$1440	\$1506	\$1640	\$2968	\$4121
	SRL3060	30x60 Sq.	152	2-17"	\$1021	\$1051	\$1146	\$1270	\$1567	\$1646	\$1802	\$3175	\$4360

Note: When optional base finish is required, please multiply upcharge by 2 for tables supported with an extra base.

STARLA | BAR HEIGHT


	Model Number	Table Top Size	Shpg. Wght.	Base Spread	LAMINATE TOP ASSORTED EDGES							VENEER TOP	
					GRP 1	GRP 2	GRP 3	GRP 4	GRP 5	GRP 6	GRP 7	GRP 8	GRP 9
ROUND	SRLH24D	24" Dia.	48	17"	\$570	\$586	\$628	\$687	\$825	\$861	\$934	\$1717	\$2400
	SRLH30D	30" Dia.	69	22"	\$622	\$642	\$700	\$777	\$960	\$1009	\$1105	\$1943	\$2666
	SRLH36D	36" Dia.	82	28"	\$861	\$885	\$958	\$1055	\$1285	\$1347	\$1467	\$2639	\$3654

OPTIONS

Add upcharge to list price and code to model number

PC	Polished Chrome, for each 17" base	\$68 per base
PC	Polished Chrome, for each 22" base	\$140 per base
PC	Polished Chrome, for each 28" base	\$230 per base
RP	Painted Footring for Bar Height	\$110

RC	Polished Chrome Footring for Bar Height	\$130
ULW	Ultra Lightweight Top	\$190
RAD	Radius Corners for 3MM Edge	\$200 per table



PERFORATED METAL MODESTY PANELS



LAMINATED MODESTY PANELS

ORDERING INFORMATION

- | | |
|----------------------------|-------------------------------|
| 1) Series Name | 6) Laminate Selection and No. |
| 2) Model Number | 7) Edge Style Code and Color |
| 3) Size | 8) Wood Stain Color |
| 4) Quantity | 9) Optional Items |
| 5) Powder Coat Frame Color | |

BRANDON TRAINING BASE SPECIFICATIONS

Strata C Base

Table Height	Table height is 29" to 30" depending on table top specified.
Column	Column made of 1.5" x 3", 11 gauge OVAL tubular steel and notched to accept base plate.
Base	2" round 14 gauge – 16", 22" and 26" spreads. Endcaps are steel stamped discs, all hand brazed welded and polished smooth.
Plate	Top plate is 0.25" thick by 6" x 18", or 6" x 24" stamped steel, depending on size of tabletop.
Glides	Factory installed adjustable zinc rubber cushion steel glides are standard.
Modesty Panels	Steel Modesty Panel is 14 gauge perforated steel. Laminate Modesty Panel is 0.75" thick by 10" high by the length of the table top. Modesty panel is covered with laminate and finished with choice of edge.
Assembly	Base is a completely welded one piece base, no tie-rod assembly. The top plate is welded to the vertical column and the vertical column is welded to the horizontal base plate. Modesty panels in perforated steel or laminate are attached to OVAL columns with machine screws in metal inserts, no self tapping screws are used. Base mounts to tabletop with 1/4-20 x 1" machine screws into metal inserts in top; Stretcher steel bars are used on tops 72" and longer. NO WOOD SCREWS ARE USED.
Finish	Choice of standard powder coat colors – See "Color Selections" brochure

Table Bases and Legs

Finished in your choice of standard powder coat colors. Finishes listed at beginning of price list. For colors refer to "Color Selections" brochure. For actual color samples, please call Customer Service.

TABLE TOP SPECIFICATIONS

Table Tops

Table top core is CARB Phase I & Phase II Compliant. Laminate, wood veneer and phenolic backing are glued with water based adhesives.

Ultra-Lightweight Table Tops

Ultra-lightweight tables have an exceptionally strong manufactured MDF top made from 100% recovered and recycled wood fiber with at least 25% post-industrial recycled fiber; the balance consisting of recovered waste fiber. Ultra-light tables are 18% lighter than standard tables.

FINISHES

Laminate/Veneer Selections

ERG offers over 1000 standard laminate choices from Nevamar, Wilsonart, Formica and Pionite. Wood veneer is available in transparent stain colors - custom stain matching available.

Edge Selections:

ERG offers a wide variety of table top edge materials including PVC, wood, aluminum and resin/urethane.

OPTIONS

- CODE: FM - Floor Mount Legs
- CODE: CAS3 - 3" Mobile Casters (Not Available on C-Leg)
- CODE: ASB - Anti-Sag Bar for tables under 72"
- CODE: GD - Ganging
- CODE: 2-T - Two-Tone Leg & Panel. Metal Base, Legs and Modesty Panel for Strata will have 2 different colors.
- CODE: NMP - No Modesty Panel
- CODE: STH - Special Table Height, for any table height other than 29".
- TABLE ACCESSORIES – Modesty Panels, Bridges, Grommets, Wire Management, Power & Communication Options, Table Dollies – see "Accessories" section in price list
- TABLE BRIDGES – see "Accessories" section in price list.
- CODE: ULW - Ultra Lightweight Top
- CODE: RAD - Radius Corners for 3MM Edge


Note: (Maximum table top size 30x72 – available on T-leg only)

Note: When ordering modesty panel, table and panel must have 3MM edge.

MODEL / DESCRIPTION / LIST PRICING
STRATA | FREE STANDING C-LEG | STEEL MODESTY PANEL

	Model Number	Table Top Size	Shpg. Wght	Base Spread	Modesty Panels	LAMINATE TOP ASSORTED EDGES			
						GRP 2	GRP 3	GRP 4	GRP 5
 RECTANGLE 	SC1836	18 X 36	54	2-16"- C	1	\$996	\$1077	\$1128	\$1279
	SC1848	18 X 48	61	2-16"- C	1	\$1029	\$1122	\$1177	\$1348
	SC1860	18 X 60	68	2-16"- C	1	\$1081	\$1187	\$1254	\$1451
	SC1872	18 X 72	75	2-16"- C	1	\$1130	\$1252	\$1328	\$1553
	SC1896*	18 X 96	88	3-16"- C	2	\$1636	\$1785	\$1877	\$2157
	SC2436	24 X 36	61	2-22"- C	1	\$1058	\$1154	\$1214	\$1395
	SC2448	24 X 48	70	2-22"- C	1	\$1109	\$1221	\$1291	\$1500
	SC2460	24 X 60	79	2-22"- C	1	\$1191	\$1327	\$1412	\$1667
	SC2472	24 X 72	88	2-22"- C	1	\$1225	\$1372	\$1463	\$1736
	SC2496*	24 X 96	106	3-22"- C	2	\$1749	\$1929	\$2040	\$2377
	SC3036	30 X 36	68	2-26"- C	1	\$1109	\$1219	\$1289	\$1498
	SC3048	30 X 48	79	2-26"- C	1	\$1160	\$1287	\$1366	\$1603
	SC3060	30 X 60	90	2-26"- C	1	\$1233	\$1378	\$1472	\$1748
	SC3072	30 X 72	102	3-26"- C	1	\$1292	\$1457	\$1561	\$1870
	SC3096*	30 X 96	124	3-26"- C	2	\$1844	\$2051	\$2181	\$2570

* All 96" length tables have 3 legs and 2 modesty panels



PERFORATED STEEL
 Strata's perforated steel modesty panels maintain privacy while allowing air flow and presenting a clean modern style.



FLOOR
MOUNT
DETAIL



C-LEG FLOOR MOUNT PROFILE



C-LEG PROFILE - FREE STANDING

OPTIONS

Add upcharge to list price and code to model number

FM	Floor Mount Leg	\$68 per leg	STH	Special Table Height, for other than 29" height.	\$150 per leg
GD	Ganging	\$95	MPR	Modesty Panel - round hole perforation	-
2-T	Two-Tone Leg and Panel.	\$110	MPS	Modesty Panel - slotted hole perforation	-
ASB	Anti-Sag Bar for tables under 72"	\$80	ULW	Ultra Lightweight Top	\$190
NMP	No Modesty Panel (deduct from list)	\$125	RAD	Radius Corners for 3MM Edge	\$200 per table



RECTANGLE T-LEG
 96" length with 3 legs and 2 panels.

MODEL / DESCRIPTION / LIST PRICING

STRATA | FREE STANDING T-LEG | STEEL MODESTY PANEL

RECTANGLE



Model Number	Table Top Size	Shpg. Wght	Base Spread	Modesty Panels	LAMINATE TOP ASSORTED EDGES			
					GRP 2	GRP 3	GRP 4	GRP 5
ST1836	18 X 36	54	2-16" T	1	\$1006	\$1087	\$1137	\$1289
ST1848	18 X 48	61	2-16" T	1	\$1041	\$1130	\$1188	\$1357
ST1860	18 X 60	68	2-16" T	1	\$1091	\$1196	\$1263	\$1461
ST1872	18 X 72	75	2-16" T	1	\$1140	\$1262	\$1337	\$1564
ST1896*	18 X 96	88	3-16" T	2	\$1657	\$1806	\$1898	\$2179
ST2436	24 X 36	61	2-22" T	1	\$1068	\$1165	\$1224	\$1406
ST2448	24 X 48	70	2-22" T	1	\$1121	\$1233	\$1300	\$1509
ST2460	24 X 60	79	2-22" T	1	\$1200	\$1336	\$1420	\$1675
ST2472	24 X 72	88	2-22" T	1	\$1236	\$1382	\$1474	\$1747
ST2496*	24 X 96	106	3-22" T	2	\$1770	\$1950	\$2061	\$2398
ST3036	30 X 48	68	2-26" T	1	\$1118	\$1230	\$1299	\$1506
ST3048	30 X 48	79	2-26" T	1	\$1171	\$1297	\$1377	\$1612
ST3060	30 X 60	90	2-26" T	1	\$1242	\$1389	\$1481	\$1758
ST3072	30 X 72	102	3-26" T	1	\$1301	\$1466	\$1571	\$1881
ST3096*	30 X 96	124	3-26" T	2	\$1865	\$2071	\$2202	\$2591
ST3648	36 X 48	88	2-26" T	1	\$1262	\$1416	\$1512	\$1801
ST3660	36 X 60	102	2-26" T	1	\$1323	\$1495	\$1603	\$1925
ST3672	36 X 72	115	2-26" T	1	\$1392	\$1585	\$1705	\$2064
ST3696*	36 X 96	142	3-26" T	2	\$1974	\$2213	\$2363	\$2811

OPTIONS

Add upcharge to list price and code to model number

FM	Floor Mount Leg	\$68 per leg
CAS3	3" Mobile Casters (2 Casters per leg)	\$25 each
GD	Ganging	\$95
2-T	Two-Tone Leg and Panel.	\$110
ASB	Anti-Sag Bar for tables under 72"	\$80
NMP	No Modesty Panel (deduct from list)	\$125

STH	Special Table Height, for other than 29" height.	\$150 per leg
MPR	Modesty Panel - round hole perforation	-
MPS	Modesty Panel - slotted hole perforation	-
ULW	Ultra Lightweight Top	\$190
RAD	Radius Corners for 3MM Edge	\$200 per table


 STRATA C-LEG
 WITH OPTIONAL FLOOR MOUNT

MODEL / DESCRIPTION / LIST PRICING
STRATA | FREE STANDING C-LEG | LAMINATE MODESTY PANEL


Model Number	Table Top Size	Shpg. Wght	Base Spread	Modesty Panels	LAMINATE TOP ASSORTED EDGES			
					GRP 2	GRP 3	GRP 4	GRP 5
ICII1836	18 X 36	54	2-16"- C	1	\$969	\$1050	\$1101	\$1252
ICII1848	18 X 48	61	2-16"- C	1	\$1003	\$1094	\$1151	\$1321
ICII1860	18 X 60	68	2-16"- C	1	\$1053	\$1160	\$1225	\$1422
ICII1872	18 X 72	75	2-16"- C	1	\$1105	\$1224	\$1300	\$1526
ICII1896*	18 X 96	88	2-16"- C	2	\$1610	\$1758	\$1853	\$2131
ICII2436	24 X 36	61	2-22"- C	1	\$1033	\$1129	\$1189	\$1369
ICII2448	24 X 48	70	2-22"- C	1	\$1083	\$1195	\$1264	\$1474
ICII2460	24 X 60	79	2-22"- C	1	\$1165	\$1300	\$1385	\$1639
ICII2472	24 X 72	88	2-22"- C	1	\$1199	\$1346	\$1438	\$1711
ICII2496*	24 X 96	106	3-22"- C	2	\$1723	\$1903	\$2015	\$2351
ICII3036	30 X 36	68	2-26"- C	1	\$1082	\$1192	\$1263	\$1472
ICII3048	30 X 48	79	2-26"- C	1	\$1134	\$1261	\$1340	\$1577
ICII3060	30 X 60	90	2-26"- C	1	\$1206	\$1353	\$1444	\$1722
ICII3072	30 X 72	102	3-26"- C	1	\$1265	\$1431	\$1535	\$1844
ICII3096*	30 X 96	124	3-26"- C	2	\$1818	\$2025	\$2155	\$2544

* All 96" length tables have 3 legs and 2 modesty panels

OPTIONS

Add upcharge to list price and code to model number

FM	Floor Mount Leg	\$68 per leg	NMP	No Modesty Panel (deduct from list)	\$125
GD	Ganging	\$95	STH	Special Table Height, for other than 29" height.	\$150 per leg
ASB	Anti-Sag Bar for tables under 72"	\$80	ULW	Ultra Lightweight Top	\$190
2-T	Two-Tone Leg and Panel.	\$110			



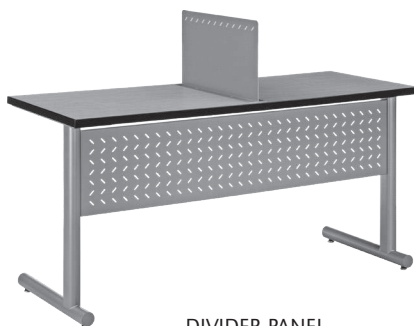
STUDY CARREL



BACK TO BACK CARRELS

STRATA | CARREL

Model Number	Dimensions Depth by Length	Privacy Panel Qty - Height	Seating Units	PERFORATED STEEL PANELS LAMINATE TOP			
				GRP 2	GRP 3	GRP 4	GRP 5
SSC2436	24" X 36"	3 - 18" H	1	\$1694	\$1746	\$1801	\$1854
SSC2472	24" X 72"	3 - 18" H	2	\$2095	\$2157	\$2226	\$2292



DIVIDER PANEL



PRIVACY PANEL

STRATA | ACCESSORIES

Description	Model Number	Panel Dimensions	PERFORATED STEEL
			LIST PRICE
DIVIDER PANEL	DPNL2218	22"L X 18" H	\$172
PRIVACY PANEL	DPNL3618	36"L X 18" H	\$229
PRIVACY PANEL	DPNL7218	72"L X 18" H	\$310

STRATA DIVIDER PANEL SPECIFICATIONS

Strata Divider panel is 14 gauge perforated steel 18" high. Privacy and Divider panels mount to tabletop with 1/4-20 x 3/4" machine screws into metal inserts in top; no wood screws are used. Shipped K-D.

- **GANGING** for Back to Back Carrels: \$108
- Custom sizes available upon request, call ERG for quote.



ERG Strata Study Carrel is a good option for libraries or student training centers

STRIKE SERIES

The Strike chair features a once piece polypropylene shell with a perforated back and a clean out feature. The perforated back design offers style and ventilation. Frames are available in standard polished chrome or optional powder coat color finishes.



SLED BASE WITH
UPHOLSTERED SEAT INSERT



BAR STOOLS

ORDERING INFORMATION

To Order Please Specify:

- | | |
|-----------------|-------------------------------|
| 1) Series Name | 4) Optional Powder Coat Color |
| 2) Model Number | 5) Fabric Grade & Number |
| 3) Quantity | 6) Optional Items |

STRIKE GENERAL SPECIFICATIONS

Shell

- Strike chairs have a contoured shell made of .50" thick molded polypropylene featuring a waterfall design and gentle flex back.
- Backrest is designed with a perforated hole pattern, holes are .187" square with a stylish taper and diminish toward the outer edges.

Note: Molded polypropylene material is shatter proof and scratch resistant.

Upholstery

- Seat insert is upholstered over 1" foam.
- Seat can be upholstered with choice of fabric, vinyl, crypton, leather or approved COM.

Frame - Four Leg

- .625" diameter, 16 gauge steel tubing with hand brazed welds.

Frame - V

- .75" diameter, 16 gauge steel tubing with hand brazed welds.

Frame - Sled Base

- .4375" round solid steel. Factory installed black plastic glides.

Stacking

- 4-leg models stack 10 high, sled base stacks 4 high.

Glides

- Factory installed glides - adjustable steel (4-leg, V) or black plastic (sled base).

COLORS / FINISHES

Frame Finish Colors:

Standard polished chrome finish.

Optional powder coat colors available with upcharge.

Polypropylene Shell Colors:

- | | |
|-------------|-----------------|
| • Dark Gray | • Ribbon Red |
| • Fawn | • White |
| • Black | • Midnight Blue |
| • Tangerine | • Ivy Green |

OPTIONS

- CODE: FR - CAL 133 (TB 133) Fire Retardant.
- CODE: MB - Moisture Barrier.
- CODE: SF - Powder Coat finish frame
- CODE: CH - Counter Height (24" seat height)
- CODE: SH - Specialty Height (any custom height)



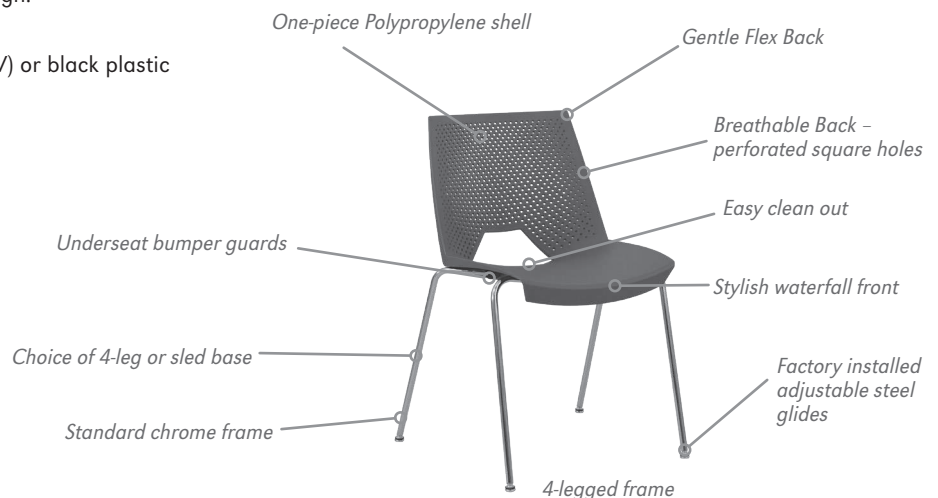
UPHOLSTERED SEAT
INSERT



POWDER COAT
FRAME COLOR



#196 Stacking Chair Dolly
Square laminate base insert protects chairs.
Approx. 25" x 25".



TYPICAL FEATURES ON ALL 4 FRAMES

DIMENSIONS	4-Legged	V-Frame	Sled Chair
Seat Width:	18"	18"	18"
Seat Depth:	16.75"	16.75"	16.75"
Seat Height:	17.5"	17.5"	17.5"
Back Height:	32"	43"	32"
Overall Width:	21.5"	21.5"	21.5"
Overall Depth:	20"	20"	20"
Qty./Wt. per carton:	3 ea./25 lbs.	1 ea./25 lbs.	3 ea./25 lbs.



SLED BASE



V-FRAME



4-LEGGED

MODEL / DESCRIPTION / LIST PRICING

5070 4-Legged Side Chair

Chair
\$254

5072 4-Legged Side Chair - w/ Upholstered Seat Insert

COM Yardage: 0.75 Yard

COM	GR1	GR2	GR3	GR4	GR5	GR6	GR7	GR8	GR9	GR10	LEA
\$354	\$379	\$394	\$409	\$426	\$444	\$460	\$478	\$498	\$519	\$539	\$637


5071 V-Frame Chair - (welded ganging device included)

Chair
\$233

5073 V-Frame Chair - w/ Upholstered Seat Insert - (welded ganging device included)

COM Yardage: 0.75 Yard

COM	GR1	GR2	GR3	GR4	GR5	GR6	GR7	GR8	GR9	GR10	LEA
\$332	\$354	\$367	\$383	\$399	\$414	\$431	\$448	\$466	\$484	\$504	\$596


5074 Sled Base Chair

Chair
\$222

5076 Sled Base Chair - w/ Upholstered Seat Insert

COM Yardage: 0.75 Yard

COM	GR1	GR2	GR3	GR4	GR5	GR6	GR7	GR8	GR9	GR10	LEA
\$320	\$343	\$356	\$371	\$385	\$401	\$417	\$433	\$451	\$469	\$488	\$577

Note: Strike chair is a wall saver
PLASTIC SHELL COLORS

OPTIONS

Add upcharge to list price and code to model number

FR	CAL 133 (TB 133) Fire Retardant per yard.	\$90/yd.
MB	Moisture Barrier - Standard and MID Seats	\$68
SF	Powder Coat Finish - Chair	\$38

SF	Powder Coat - Bar Stool	\$58
#196	Stacking Chair Dolly	\$483

STRIKE STOOL SERIES

POLYPROPYLENE SHELL STOOLS

DIMENSIONS	Sled Base Stool	4-Legged Stool
Seat Width:	18"	18"
Seat Depth:	16.75"	16.75"
Seat Height:	30"	30"
Back Height:	43"	43"
Overall Width:	21.5"	21.5"
Overall Depth:	22"	22"
Qty./Wt. per carton:	2 ea./45 lbs.	2 ea./45 lbs.



4-LEGGED BAR STOOL



SLED BASE BAR STOOL

MODEL / DESCRIPTION / LIST PRICING

Strike offers two types of bar stools sled base and 4-legged




5078 Sled Base Stool (Not available in Counter Height)

Chair
\$473

5080 Sled Base Stool - w/ Upholstered Seat Insert

COM Yardage: 0.75 Yard

COM	GR1	GR2	GR3	GR4	GR5	GR6	GR7	GR8	GR9	GR10	LEA
\$569	\$609	\$634	\$659	\$685	\$712	\$741	\$771	\$802	\$833	\$867	\$1025



5077 4-Legged Stool

Chair
\$508



5079 4-Legged Stool - w/ Upholstered Seat Insert

COM Yardage: 0.75 Yard

COM	GR1	GR2	GR3	GR4	GR5	GR6	GR7	GR8	GR9	GR10	LEA
\$607	\$650	\$675	\$702	\$730	\$759	\$790	\$822	\$855	\$888	\$924	\$1092

Note: Strike stool is a wall saver

PLASTIC SHELL COLORS




OPTIONS

Add upcharge to list price and code to model number

FR	CAL 133 (TB 133) Fire Retardant per yard.	\$90/yd.
MB	Moisture Barrier - Standard and MID Seats	\$68
SF	Powder Coat Finish - Chair	\$38

SF	Powder Coat - Bar Stool	\$58
CH	Counter Height (24" seat height) (No Sledbase)	\$28
SH	Specialty Height (any custom height)	\$28




V-Frame Strike chairs set for use in an auditorium



Strike chair welded
ganging device is standard
on V-Frame

2 V-Frame Strike chair ganged together

Note: V-Frames are equipped w/ welded ganging device



SQUARE PERFORATION DETAIL

POLYPROPYLENE ONE PIECE SHELL

Polypropylene Shell Colors Available




All Strike models are stackable




BAR STOOL STACKED

(Approx. 4 height)



V-FRAME STACKED

(Approx. 10 height)



4-LEGGED STACKED

(Approx. 10 height)



SLED BASE STACKED

(Approx. 4 height)



4 legged stool with Crossfire bar height table



sled based stool with Flatcut bar height table



4 legged chair with Corsa cafe table



sled based chair with Corsa square table



SYMPHONY TABLE OF CONTENTS

Symphony Banquette 2

Symphony Lounge 6

Symphony Banquette
Available in 2 heights
37" and 48"

SYMPHONY BANQUETTE

The Symphony Banquette has been primarily designed as dining lounges for dining halls, eateries and for meeting areas. The series offers a complete dining environment solution with standard-height and tall-back banquettes in both single and back-to-back configurations. Complement with matching lounges.



SYMPHONY CHAIR



SYMPHONY TALL BACK BANQUETTE



SYMPHONY TALL BACK
BACK-TO-BACK BANQUETTE

ORDERING INFORMATION

- | | |
|------------------------|------------------------------|
| 1) Series Name | 5) Fabric Grade and Number |
| 2) Model Number | 6) Wood Stain color |
| 3) Metal or Wood Frame | 7) 2nd or 3rd Fabric Options |
| 4) Quantity | 8) Optional Items |

SYMPHONY BANQUETTE SPECIFICATIONS

Frame Construction

Frame assembly is constructed of multi-ply hardwood, with tongue and groove construction. All foam is fully bonded to frame. Seat cushions are 3" graded high resiliency (H.R.) block foam, covered entirely with special bonded polyester fiber to protect final upholstery. No sag-springs are installed in seat & back along with interlocking helicoil springs to prevent sagging and provide additional lower back and seat support.

Upholstery

Seat and back are covered in choice of fabric, vinyl, crypton, leather or COM. ERG uses only water based glues and adhesives in our upholstery process.

Wood Legs/Platform

Wood legs are tapered 2.5" square and 8.5" tall on a Hardrock Maple wood platform base.

Series Note:

For more Symphony models - see Lounge section

COLORS / FINISHES

Frame Finish

Wood: Transparent wood stain color choices for solid Maple frame.
Metal: Standard powder coat color choices for welded metal frame.

OPTIONS


- CODE: FR - CAL 133 (TB 133) Fire Retardant.
- CODE: MB -Moisture Barrier (up to 60" overall width).
- CODE: MB60 -Moisture Barrier (over 60" overall width).
- CODE: MBB -Moisture Barrier (up to 60" overall width Back-to-Back).
- CODE: MBB60 -Moisture Barrier (over 60" overall width Back-to-Back).
- CODE: 2FO - Two Fabric Option.
- CODE: 3FO - Three Fabric Option.
- CODE: QD - Quad Tufted Seat Design
- CODE: VD - V-Pattern Seat Design
- CODE: PIP - Piping horizontally and vertically (add .25 yard COM)

OPTIONS

Symphony offers two different style bases and legs with either regular or tall back lounges and arm chairs

1.) All Wood Frame

2.) All Metal Frame




SAME PRICE FOR METAL OR WOOD FRAME

UPHOLSTERY OPTIONS


- **Two Fabric Option**

When seat and arms are upholstered in 2 different fabrics of your choice, add Code: 2FO to model number.





- **Three Fabric Option**

When seat, back and arms are upholstered in 3 different fabrics of your choice, add Code: 3FO to model number.





- **Quad Tufted Seat Design**

Tufted Seat using approved fabric. Add Code: QD to model number.





- **V-Pattern 2-Tone Seat**

V-pattern on seat. Add Code: VD to model number.



- **Piping**

Horizontal piping on front and top and vertical on back where applicable. Add Code: PIP to model number.



DIMENSIONS	Straight Banquette	Back-to-Back Banquette
Seat Depth:	20"	20"
Seat Height:	18.5"	18.5"
Overall Depth:	24.5"	48"
Overall Width:	27", 50.5", 74.5"	27", 50.5", 74.5"
Overall Height:	37"	37"
Qty./Wt.:	1 ea./150 lbs.	1 ea./300 lbs.



2-SEAT BANQUETTE WITH QUAD TUFTED SEAT DESIGN


MODEL / DESCRIPTION / LIST PRICING



4900 Chair

COM Yardage: Total: 7.25 Yds. / Back: 2.5 Yds. / Arms: 2.75 Yds. / Seat: 2 Yd.

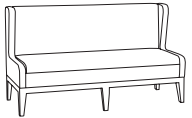
COM	GR1	GR2	GR3	GR4	GR5	GR6	GR7	GR8	GR9	GR10	LEA
\$2498	\$2674	\$2781	\$2892	\$3007	\$3127	\$3253	\$3382	\$3517	\$3658	\$3805	\$4497



4902 2-Seat Banquette

COM Yardage: Total: 8.75 Yds. / Back: 3.5 Yds. / Arms: 2.75 Yds. / Seat: 2.5 Yds.


COM	GR1	GR2	GR3	GR4	GR5	GR6	GR7	GR8	GR9	GR10	LEA
\$3484	\$3728	\$3877	\$4032	\$4193	\$4361	\$4535	\$4716	\$4906	\$5102	\$5306	\$6271



4904 3-Seat Banquette

COM Yardage: Total: 9.75 Yds. / Back: 4 Yds. / Arms: 2.75 Yds. / Seat: 3 Yds.

COM	GR1	GR2	GR3	GR4	GR5	GR6	GR7	GR8	GR9	GR10	LEA
\$4994	\$5344	\$5558	\$5780	\$6011	\$6252	\$6502	\$6762	\$7033	\$7314	\$7606	\$8990



4906 Back-to-Back Chair

COM Yardage: Total: 12.5 Yds. / Back: 3.5 Yds. / Arms: 5 Yds. / Seat: 4 Yds.

COM	GR1	GR2	GR3	GR4	GR5	GR6	GR7	GR8	GR9	GR10	LEA
\$4747	\$5079	\$5282	\$5494	\$5714	\$5942	\$6179	\$6427	\$6684	\$6951	\$7229	\$8545

4908 Back-to-Back 2-Seat Banquette

COM Yardage: Total: 14 Yds. / Back: 4.5 Yds. / Arms: 5 Yds. / Seat: 4.5 Yds.

COM	GR1	GR2	GR3	GR4	GR5	GR6	GR7	GR8	GR9	GR10	LEA
\$6621	\$7084	\$7367	\$7662	\$7968	\$8287	\$8619	\$8963	\$9322	\$9694	\$10083	\$11917

4910 Back-to-Back 3-Seat Banquette

COM Yardage: Total: 16.5 Yds. / Back: 6 Yds. / Arms: 5 Yds. / Seat: 5.5 Yds.

COM	GR1	GR2	GR3	GR4	GR5	GR6	GR7	GR8	GR9	GR10	LEA
\$9487	\$10152	\$10558	\$10981	\$11420	\$11877	\$12351	\$12846	\$13359	\$13893	\$14449	\$17078

OPTIONS

Add upcharge to list price and code to model number

FR	CAL 133 (TB 133) Fire Retardant per yard	\$90/yd.
MB	Moisture Barrier - one and two seat unit	\$125 each
MB60	Moisture Barrier - three seat unit	\$200 each
MBB	Moisture Barrier - up to 60" width (Back-to-Back)	\$250 each
MBB60	Moisture Barrier - over 60" width (Back-to-Back)	\$400 each

2FO	Two Fabric Option	\$98
3FO	Three fabric option	\$148
QD	Quad Tufted Seat Design	\$159 per unit
VD	V-Pattern Seat Design	\$59 per unit
PIP	Piping horizontally and vertically	\$60 per unit

DIMENSIONS	Tall Back Straight Banquette	Tall Back Back-to-Back Banquette
Seat Depth:	20"	20"
Seat Height:	18.5"	18.5"
Overall Depth:	24.5"	48"
Overall Width:	27", 50.5", 74.5"	27", 50.5", 74.5"
Overall Height:	48"	48"
Qty./Wt.:	1 ea./150 lbs.	1 ea./300 lbs.




2-SEAT TALL BACK BANQUETTE

MODEL / DESCRIPTION / LIST PRICING

4920 Tall Back Chair


COM Yardage: Total: 9 Yds. / Back: 3 Yds. / Arms: 4 Yds. / Seat: 2 Yds.

COM	GR1	GR2	GR3	GR4	GR5	GR6	GR7	GR8	GR9	GR10	LEA
\$2933	\$3138	\$3263	\$3394	\$3531	\$3671	\$3818	\$3971	\$4130	\$4295	\$4467	\$5279


4922 2-Seat Tall Back Banquette


COM Yardage: Total: 10.5 Yds. / Back: 4 Yds. / Arms: 4 Yds. / Seat: 2.5 Yds.

COM	GR1	GR2	GR3	GR4	GR5	GR6	GR7	GR8	GR9	GR10	LEA
\$4155	\$4446	\$4624	\$4809	\$5001	\$5201	\$5410	\$5625	\$5851	\$6084	\$6329	\$7480


4924 3-Seat Tall Back Banquette

COM Yardage: Total: 12 Yds. / Back: 5 Yds. / Arms: 4 Yds. / Seat: 3 Yds.

COM	GR1	GR2	GR3	GR4	GR5	GR6	GR7	GR8	GR9	GR10	LEA
\$5837	\$6246	\$6495	\$6756	\$7026	\$7306	\$7598	\$7903	\$8219	\$8548	\$8890	\$10507


4912 Back-to-Back Tall Back Chair

COM Yardage: Total: 13 Yds. / Back: 3.5 Yds. / Arms: 6 Yds. / Seat: 3.5 Yds.

COM	GR1	GR2	GR3	GR4	GR5	GR6	GR7	GR8	GR9	GR10	LEA
\$5572	\$5961	\$6200	\$6448	\$6706	\$6975	\$7253	\$7544	\$7845	\$8159	\$8486	\$10029

4914 Back-to-Back 2-Seat Tall Back Banquette

COM Yardage: Total: 16.5 Yds. / Back: 6 Yds. / Arms: 6 Yds. / Seat: 4.5 Yds.

COM	GR1	GR2	GR3	GR4	GR5	GR6	GR7	GR8	GR9	GR10	LEA
\$7894	\$8446	\$8784	\$9135	\$9502	\$9881	\$10277	\$10687	\$11115	\$11559	\$12022	\$14209

4916 Back-to-Back 3-Seat Tall Back Banquette

COM Yardage: Total: 18 Yds. / Back: 7 Yds. / Arms: 6 Yds. / Seat: 5 Yds.

COM	GR1	GR2	GR3	GR4	GR5	GR6	GR7	GR8	GR9	GR10	LEA
\$11090	\$11866	\$12341	\$12835	\$13348	\$13881	\$14437	\$15015	\$15615	\$16240	\$16890	\$19961

OPTIONS

Add upcharge to list price and code to model number

FR	CAL 133 (TB 133) Fire Retardant per yard	\$90/yd.
MB	Moisture Barrier - one and two seat unit	\$125 each
MB60	Moisture Barrier - three seat unit	\$200 each
MBB	Moisture Barrier - up to 60" width (Back-to-Back)	\$250 each
MBB60	Moisture Barrier - over 60" width (Back-to-Back)	\$400 each

2FO	Two Fabric Option	\$98
3FO	Three fabric option	\$148
QD	Quad Tufted Seat Design	\$159 per unit
VD	V-Pattern Seat Design	\$59 per unit
PIP	Piping horizontally and vertically	\$60 per unit

SYMPHONY LOUNGE

The Symphony Lounge is a perfect fit for Hotel lobbies and lounge settings. A traditional lounge with a combination of contemporary and traditional styling, the Symphony features curved arms and classic comfort. Designed to add character to any lobby, it can be used as a vignette in public seating areas with its elegant occasional tables and contrasting fabric designs.



SYMPHONY ARM CHAIR



SYMPHONY TALL ARM CHAIR

ORDERING INFORMATION

To Order Please Specify:

- | | |
|------------------------|--------------------------------|
| 1) Series Name | 5) Wood Leg Stain Color |
| 2) Model Number | 6) Metal Leg Powder Coat Color |
| 3) Metal or Wood Frame | 7) Fabric Grade & Number |
| 4) Quantity | 8) Optional Items |

SYMPHONY GENERAL SPECIFICATIONS

Frame Construction

Frame assembly is constructed of multi-ply hardwood, with tongue and groove construction. All foam is fully bonded to frame. Seat cushions are 3" graded high resiliency (H.R.) block foam, covered entirely with special bonded polyester fiber to protect final upholstery. No-sag springs are installed in seat and back along with interlocking helicoil springs to prevent sagging and provide additional lower back and seat support.

Upholstery

ERG uses only water based glues and adhesives in our upholstery process. Seat and back are covered in choice of fabric, vinyl, crypton, leather or COM. Contrasting fabrics are available.

Wood Legs

Wood legs are 2.5" square and 8.5" tall tapered Hardrock maple wood.

Metal Legs

Symphony metal legs are .75" x 1.5" diameter, 14 gauge steel tubing with laser cut steel tapered plates braze welded.

Glides

Legs have black nylon glides installed.

COLORS / FINISHES

Wood Frame Finish Colors:

All transparent wood stain colors available.

Metal Frame Finish Colors

Standard powder coat colors available.

OPTIONS


- CODE: FR - CAL 133 (TB 133) Fire Retardant.
- CODE: MB - Moisture Barrier.
- CODE: QD - Quad Tufted Seat Design.
- CODE: VD - V-Pattern Seat Design.
- CODE: PIP - Piping horizontally and vertically. For COM yardage add .25 yard.
- CODE: 2FO - Two Fabric Option.
- CODE: 3FO - Three Fabric Option.

OPTIONS

Symphony offers two different style bases and legs with either regular or tall back lounges and arm chairs

1.) All Wood Frame

2.) All Metal Frame




SAME PRICE FOR METAL OR WOOD FRAME

UPHOLSTERY OPTIONS


Two Fabric Option:

When seat and arms are upholstered in 2 different fabrics of your choice, add Code: 2FO to model number.




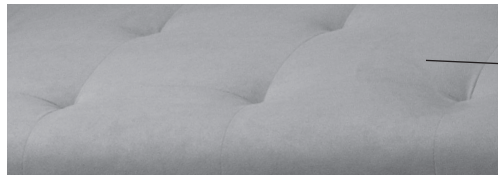
Three Fabric Option

When seat, back and arms are upholstered in 3 different fabrics of your choice, add Code: 3FO to model number.





Quad Tufted Seat Design

Tufted Seat using approved fabric.
Add Code: QD to model number.





V-Pattern 2-TSingle Seat

V-pattern on seat. Add Code: VD to model number.



Piping

Horizontal piping on front and top and vertical on back where applicable. Add Code: PIP to model number.



DIMENSIONS	Single Seat	Two Seat	Three Seat
Seat Width:	23"	47"	71"
Seat Depth:	20"	20"	20"
Seat Height:	18.5"	18.5"	18.5"
Back Height:	36.5"	36.5"	36.5"
Overall Width:	28"	52"	76"
Overall Depth:	24.5"	24.5"	24.5"
Qty./Wt.:	1 ea./50 lbs.	1 ea./110 lbs.	1 ea./135 lbs.



TWO SEAT LOUNGE


MODEL / DESCRIPTION / LIST PRICING



4950 Arm Chair

COM Yardage: 6.75 Yds. / Back: 2 Yds. / Seat: 2 Yds. / Arms: 2.75 Yds.


COM	GR1	GR2	GR3	GR4	GR5	GR6	GR7	GR8	GR9	GR10	LEA
\$2142	\$2291	\$2383	\$2479	\$2578	\$2680	\$2787	\$2899	\$3015	\$3136	\$3261	\$3854



4952 Two Seat Lounge

COM Yardage: 8.25 Yds. / Back: 3 Yds. / Seat: 2.5 Yds. / Arms: 2.75 Yds.

COM	GR1	GR2	GR3	GR4	GR5	GR6	GR7	GR8	GR9	GR10	LEA
\$2998	\$3207	\$3335	\$3469	\$3608	\$3752	\$3902	\$4058	\$4220	\$4389	\$4565	\$5396



4954 Three Seat Lounge

COM Yardage: 10.25 Yds. / Back: 4.5 Yds. / Seat: 3 Yds. / Arms: 2.75 Yds.

COM	GR1	GR2	GR3	GR4	GR5	GR6	GR7	GR8	GR9	GR10	LEA
\$4282	\$4581	\$4764	\$4955	\$5154	\$5360	\$5574	\$5797	\$6029	\$6270	\$6520	\$7706

OPTIONS

Add upcharge to list price and code to model number

FR	CAL 133 (TB 133) Fire Retardant per yard	\$90/yd.
MB	Moisture Barrier - per seat	\$125
2FO	Two fabric option	\$98
3FO	Three fabric option - add to highest grade	\$148

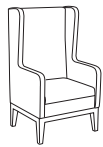
QD	Quad Tufted Seat Design	\$159
VD	V-Pattern Seat Design	\$59
PIP	Accent Piping - per seat. Add 0.25 yd. COM	\$59

DIMENSIONS	Single Seat	Two Seat	Three Seat
Seat Width:	23"	47"	71"
Seat Depth:	20"	20"	20"
Seat Height:	18.5"	18.5"	18.5"
Back Height:	48"	48"	48"
Overall Width:	28"	52"	76"
Overall Depth:	24.5"	24.5"	24.5"
Qty./Wt.:	1 ea./50 lbs.	1 ea./110 lbs.	1 ea./135 lbs.



TWO SEAT TALL-BACK LOUNGE


MODEL / DESCRIPTION / LIST PRICING



4960 Tall Back Arm Chair

COM Yardage: 8 Yds. / Back: 2.5 Yds. / Seat: 1.5 Yds. / Arms: 4 Yds.


COM	GR1	GR2	GR3	GR4	GR5	GR6	GR7	GR8	GR9	GR10	LEA
\$2410	\$2579	\$2682	\$2789	\$2902	\$3017	\$3138	\$3263	\$3394	\$3529	\$3671	\$4338



4962 Two Seat Tall Back Lounge

COM Yardage: 12.5 Yds. / Back: 4.5 Yds. / Seat: 4 Yds. / Arms: 4 Yds.

COM	GR1	GR2	GR3	GR4	GR5	GR6	GR7	GR8	GR9	GR10	LEA
\$3412	\$3650	\$3796	\$3948	\$4106	\$4271	\$4442	\$4619	\$4804	\$4997	\$5196	\$6141



4964 Three Seat Tall Back Lounge

COM Yardage: 12 Yds. / Back: 5 Yds. / Seat: 3 Yds. / Arms: 4 Yds.

COM	GR1	GR2	GR3	GR4	GR5	GR6	GR7	GR8	GR9	GR10	LEA
\$4821	\$5158	\$5364	\$5579	\$5802	\$6034	\$6275	\$6527	\$6787	\$7059	\$7341	\$8677

OPTIONS

Add upcharge to list price and code to model number

FR	CAL 133 (TB 133) Fire Retardant per yard	\$90/yd.
MB	Moisture Barrier - per seat	\$125
2FO	Two fabric option	\$98
3FO	Three fabric option	\$148

QD	Quad Tufted Seat Design	\$159
VD	V-Pattern Seat Design	\$59
PIP	Accent Piping - per seat. Add 0.25 yd. COM	\$59

T-LEG BEAM SEATING

T-Leg beam seating features 1" x 2" arched rectangular steel tube bases with 2" elliptical steel columns attached to a steel beam. Your choice of several ERG seat styles and optional tables to fit your space.



THREE SEAT BEAM WITH WEBBY SEATS AND
UPHOLSTERED SEAT INSERTS



T-LEG DETAIL

ORDERING INFORMATION

To Order Please Specify:

- | | |
|------------------------------------|---------------------------------|
| 1) Series Name | 8) Upholstery |
| 2) Model Number | 9) Wood Seat Stain Color |
| 3) Quantity | 10) Table Choice |
| 4) Frame Color | 11) Laminate Selection / Number |
| 5) Layout of Seats / Arms / Tables | 12) PVC Convex Table Edge Color |
| 6) Number of Seats | 13) Any Accessories or Options |
| 7) Seat Choice | |



BEAM SEATING GENERAL SPECIFICATIONS

Frame Construction

The Beam frame is fabricated with 1" x 2" arched rectangular steel tube bases and 2" elliptical steel tube columns attached to a steel beam. The beam and legs are sand blasted and then powder coated for maximum paint adhesion.

Finish

Standard powder coat colors available.

Choice of Seats

Choose from several ERG seat styles, featuring hundreds of material and upholstery combinations.

Optional Table Tops

Laminate table top is 1.25" thick high density particle board with a PVC convex T-mold edge. Your choice of over 1000 standard laminates from brands like Nevamar, Wilsonart, Formica and Pionite.

Note

Beam seating frames are free standing. Floor mount legs are optional.

COLORS / FINISHES

Frame Finish Colors:

Standard powder coat colors available.

Wood Seat Stain Colors:

All transparent wood stain colors available.

OPTIONS

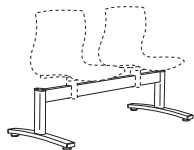
- CODE: FM - Floor Mount
- CODE: FS/CL - Free Standing Interconnecting Legs
- CODE: BBC - Back To Back Connector Bar
- CODE: FR - CAL 133 (TB 133) Flame Retardant
- CODE: MB - Moisture Barrier.
- CODE: ENG - Laser Engraving
- CODE: TT - Two Tone Wood Stains
- CODE: RB -Reverse Bubble Back Cutout - Benton
- CODE: UB - Upright Bubble Back Cutout - Benton
- CODE: VB - Vertical Bubble Back Cutout - Benton
- CODE: SQ -Square Hole Cutout Design - Dekko
- CODE: RD - Round Hole Cutout Design - Dekko
- CODE: RECT - Rectilinear Hole Cutout Design - Dekko
- CODE: AC2 - Nylon T-Arms - All Seats
- CODE: OT/S -Online Table - Square
- CODE: OT/R -Online Table - Round
- CODE: OT/E -Online Table - Rounded End
- CODE: OT/90 -Online Table - 90° Corner
- CODE: OT/D -Online Table - Double End

DIMENSIONS	2 Seat Beam	3 Seat Beam	4 Seat Beam
Overall Depth:	24"	24"	24"
Overall Width:	50"	70"	90"
Table Height:	17"	17"	17"
Weight per carton:	68 lb.	88 lb.	108 lb.



THREE SEAT BEAM WITH WEBBY SEATS

MODEL / DESCRIPTION / LIST PRICING FRAME ONLY (ADD SEAT/ARM OPTIONS TO LIST PRICE)



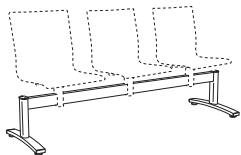
Two seat Beam frame

4202

Steel beam with arched steel tube base and column

Two Seat beam frame

\$1546



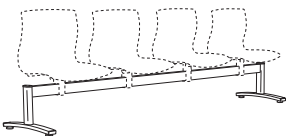
Three seat Beam frame

4203

Steel beam with arched steel tube base and column

Three Seat beam frame

\$1861



Four seat Beam frame

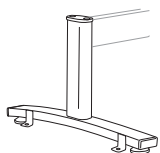
4204

Steel beam with arched steel tube base and column

Four Seat beam frame

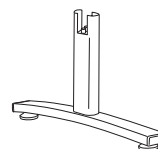
\$2114

FRAME OPTIONS / LIST PRICING (ADD TO FRAME LIST PRICE)



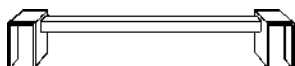
FM - Floor Mount

2 legs / 2 tabs per leg
\$235



FS/CL - Free-Standing Interconnecting Legs

per leg
\$315



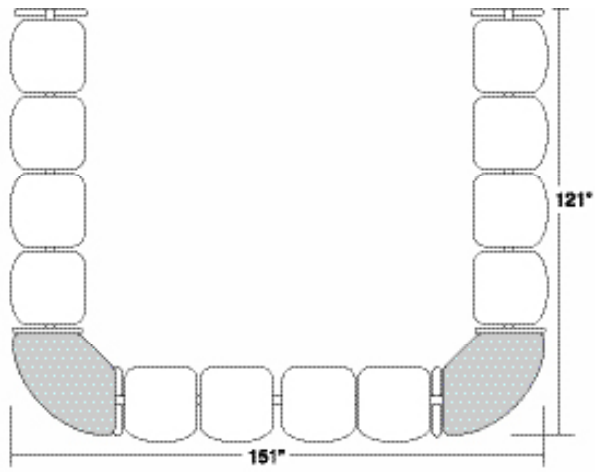
BBC - Back To Back Connector Bar

each
\$271

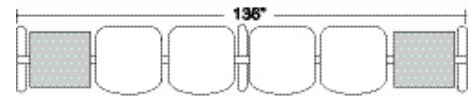
Note:

If the initial order specs adjoining two beams together, FS/CL will be substituted for one of the standard legs at no charge.

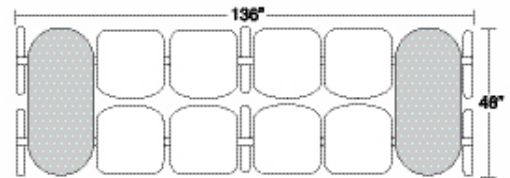
When ordering parts for reconfiguring an existing space, price is \$289 list per leg.



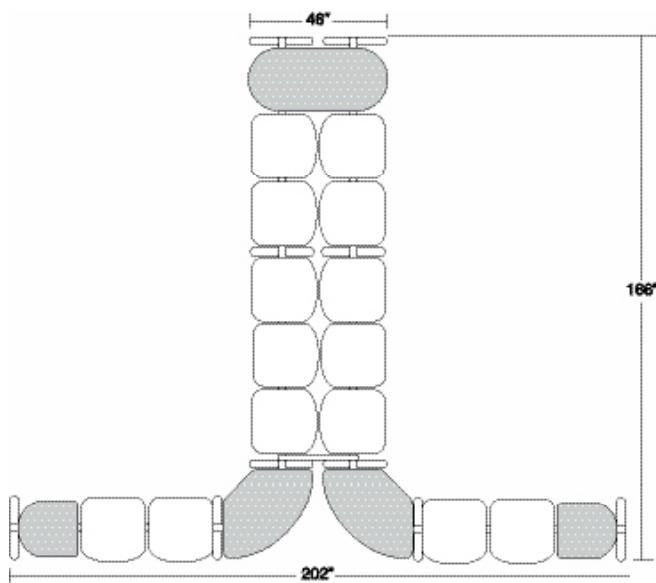
U SHAPE CONFIGURATION



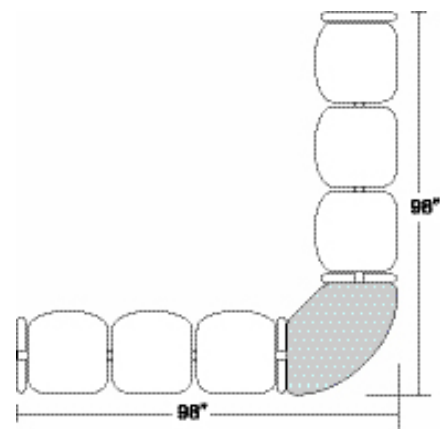
STRAIGHT LINE CONFIGURATION WITH ON-LINE TABLES



BACK TO BACK CONFIGURATION

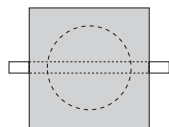


CORNER CONFIGURATION



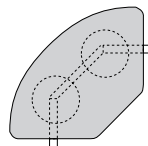
OUTSIDE FACING CORNER CONFIGURATION

ONLINE TABLE OPTIONS / LIST PRICING (ADD TO FRAME LIST PRICE)



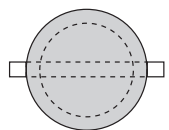
OT/S - Online Table - Square

18" x 18"
\$586



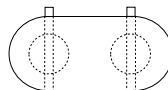
OT/90 - Online Table - 90° Corner

29" x 29"
\$1760



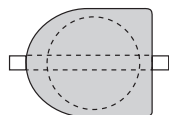
OT/R - Online Table - Round

18" diameter
\$586



OT/D - Online Table - Double End

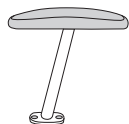
18" x 46"
\$1512



OT/E - Online Table - Rounded End

18" diameter
\$586

ARM OPTIONS / LIST PRICING (ADD TO FRAME LIST PRICE)



AC2 - Nylon T-Arm - All Seats

per arm
\$210

SEAT OPTIONS / LIST PRICING PER SEAT (ADD TO FRAME LIST PRICE)


DEMI/B Benton Demi Back

Multi-Ply Hardwood Shell
\$460

DEMI/SIB Benton Demi Back / Upholstered Seat Insert

COM Yardage: 0.5 Yds. / seat

COM	GR1	GR2	GR3	GR4	GR5	GR6	GR7	GR8	GR9	GR10	LEA
\$555	\$594	\$618	\$642	\$668	\$694	\$724	\$752	\$782	\$813	\$846	\$1000


DKO/B Dekko

Multi-Ply Hardwood Shell
\$335

DKO/SIB Dekko / Upholstered Seat Insert

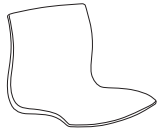
COM Yardage: 0.5 Yds. / seat

COM	GR1	GR2	GR3	GR4	GR5	GR6	GR7	GR8	GR9	GR10	LEA
\$530	\$567	\$590	\$614	\$638	\$664	\$690	\$717	\$747	\$776	\$807	\$954

DKO/SB Dekko / Upholstered Seat and Back Inserts

COM Yardage: 1.5 Yds. / seat

COM	GR1	GR2	GR3	GR4	GR5	GR6	GR7	GR8	GR9	GR10	LEA
\$625	\$668	\$695	\$724	\$752	\$782	\$814	\$846	\$880	\$916	\$953	\$1125


WBY/B Webby Nylon

100% Nylon Plastic Shell
\$335

Please See The Colors and Finishes Guide For All Available Shell Colors

WBY/SIB Webby / Upholstered Seat Insert

COM Yardage: 0.75 Yds. / seat

COM	GR1	GR2	GR3	GR4	GR5	GR6	GR7	GR8	GR9	GR10	LEA
\$429	\$459	\$477	\$497	\$517	\$536	\$558	\$581	\$604	\$628	\$654	\$773

WBY/SB Webby / Upholstered Seat and Back Inserts

COM Yardage: 1.5 Yds. / seat

COM	GR1	GR2	GR3	GR4	GR5	GR6	GR7	GR8	GR9	GR10	LEA
\$524	\$561	\$582	\$607	\$631	\$656	\$682	\$710	\$738	\$767	\$798	\$943

OPTIONS




Add upcharge to list price and code to model number

FM	Floor Mount	\$108 / 2 per leg
FS/CL	Free Standing Interconnecting Legs	\$289 / leg
BBC	Back To Back Connector Bar	\$249 / each
FR	CAL 133 (TB 133) Fire Retardant	\$90 / yard
MB	Moisture Barrier	\$68 / seat
ENG	Laser Engraving Design*	\$85 / seat
TT	Two Tone Wood Stains - Benton / Dekko	\$75 / seat
RB	Reverse Bubble Cutout - Benton	\$75 / seat
UB	Upright Bubble Cutout - Benton	\$75 / seat

VB	Vertical Bubble Cutout - Benton	\$75 / seat
SQ	Square Hole Cutout - Dekko	\$75 / seat
RD	Round Hole Cutout - Dekko	\$75 / seat
RECT	Rectilinear Hole Cutout - Dekko	\$75 / seat
OT/S	Online Table - Square	\$538
OT/R	Online Table - Round	\$538
OT/E	Online Table - Rounded End	\$538
OT/90	Online Table - 90° Corner	\$1615
OT/D	Online Table - Double End	\$1387

*One time setup fee of \$245. Minimum 12 chairs (of same design and series)

MODEL / DESCRIPTION / LIST PRICING
TABLE TOPS ONLY

	Model Number	Table Top Size	Ship Wt	LAMINATE TOP ASSORTED EDGES							VENEER TOP	
				GRP 1	GRP 2	GRP 3	GRP 4	GRP 5	GRP 6	GRP 7	GRP 8	GRP 9
 ROUND	TT24D	24" Dia.	26	\$259	\$271	\$350	\$417	\$553	\$666	\$801	\$833	\$958
	TT30D	30" Dia.	31	\$301	\$314	\$408	\$487	\$647	\$780	\$941	\$971	\$1117
	TT36D	36" Dia.	40	\$356	\$373	\$486	\$583	\$776	\$937	\$1131	\$1160	\$1334
	TT42D	42" Dia.	52	\$455	\$475	\$622	\$748	\$1001	\$1210	\$1462	\$1487	\$1710
	TT48D	48" Dia.	66	\$543	\$568	\$746	\$898	\$1203	\$1457	\$1763	\$1783	\$2051
	TT54D	54" Dia.	81	\$639	\$669	\$881	\$1062	\$1425	\$1728	\$2090	\$2107	\$2423
 SQUARE	TT60D	60" Dia.	98	\$734	\$768	\$1013	\$1223	\$1642	\$1991	\$2411	\$2424	\$2788
	TT24S	24" Sq.	30	\$259	\$271	\$350	\$417	\$553	\$666	\$801	\$833	\$958
	TT2430S	24x30 Sq.	33	\$278	\$291	\$376	\$449	\$595	\$717	\$864	\$895	\$1029
	TT30S	30" Sq.	38	\$301	\$314	\$408	\$487	\$647	\$780	\$941	\$971	\$1117
	TT36S	36" Sq.	51	\$366	\$383	\$499	\$598	\$798	\$965	\$1163	\$1191	\$1370
	TT42S	42" Sq.	65	\$455	\$475	\$622	\$748	\$1001	\$1210	\$1462	\$1487	\$1710
 RECTANGLE	TT48S	48" Sq.	82	\$623	\$653	\$859	\$1036	\$1389	\$1683	\$2036	\$2054	\$2362
	TT54S	54" Sq.	101	\$722	\$755	\$996	\$1202	\$1614	\$1958	\$2371	\$2384	\$2741
	TT60S	60" Sq.	123	\$828	\$869	\$1147	\$1384	\$1862	\$2258	\$2735	\$2745	\$3156
	TT1836	18 X 36	30	\$261	\$273	\$352	\$420	\$556	\$669	\$804	\$837	\$963
	TT1848	18 X 48	37	\$290	\$303	\$392	\$470	\$623	\$751	\$905	\$935	\$1076
	TT1860	18 X 60	44	\$319	\$334	\$434	\$520	\$691	\$834	\$1005	\$1034	\$1190
	TT1872	18 X 72	51	\$349	\$365	\$475	\$569	\$759	\$916	\$1104	\$1134	\$1304
	TT1884	18 X 84	57	\$398	\$415	\$543	\$652	\$870	\$1052	\$1270	\$1296	\$1490
	TT1896	18 X 96	64	\$427	\$447	\$584	\$702	\$937	\$1134	\$1369	\$1395	\$1604
	TT2436	24 X 36	37	\$312	\$325	\$422	\$505	\$671	\$810	\$976	\$1006	\$1157
	TT2448	24 X 48	46	\$349	\$364	\$474	\$568	\$756	\$913	\$1102	\$1131	\$1301
	TT2460	24 X 60	55	\$386	\$403	\$526	\$631	\$843	\$1018	\$1228	\$1256	\$1444
	TT2472	24 X 72	64	\$423	\$443	\$578	\$694	\$928	\$1122	\$1355	\$1381	\$1588
	TT2484	24 X 84	73	\$480	\$501	\$657	\$790	\$1057	\$1280	\$1547	\$1571	\$1806
	TT2496	24 X 96	82	\$517	\$541	\$710	\$853	\$1143	\$1384	\$1673	\$1695	\$1949
	TT3036	30 X 36	44	\$344	\$361	\$469	\$562	\$727	\$904	\$1090	\$1119	\$1287
	TT3048	30 X 48	55	\$390	\$408	\$532	\$639	\$852	\$1030	\$1243	\$1270	\$1460
	TT3060	30 X 60	66	\$435	\$455	\$595	\$715	\$956	\$1155	\$1396	\$1421	\$1635
	TT3072	30 X 72	78	\$480	\$502	\$658	\$791	\$1058	\$1282	\$1549	\$1572	\$1808
	TT3084	30 X 84	89	\$544	\$569	\$748	\$900	\$1207	\$1462	\$1767	\$1788	\$2056
	TT3096	30 X 96	100	\$589	\$617	\$811	\$977	\$1310	\$1587	\$1919	\$1939	\$2230
	TT3648	36 X 48	64	\$440	\$461	\$604	\$725	\$969	\$1173	\$1416	\$1441	\$1657
	TT3660	36 X 60	78	\$494	\$517	\$677	\$815	\$1090	\$1320	\$1596	\$1619	\$1861
	TT3672	36 X 72	91	\$546	\$572	\$751	\$905	\$1212	\$1468	\$1775	\$1795	\$2065
	TT3684	36 X 84	105	\$618	\$647	\$851	\$1027	\$1378	\$1669	\$2020	\$2037	\$2343
	TT3696	36 X 96	118	\$671	\$703	\$925	\$1116	\$1499	\$1817	\$2199	\$2215	\$2547

TANGO STOOL



The Tango stool features an upholstered seat over 4" high resiliency foam. Choose from three height including a fixed seat bar height with welded foot ring. Optional swivel is available.



STOOL WITH OPTIONAL SWIVEL
AND OPTIONAL POLISHED CHROME



BAR HEIGHT FIXED STOOL WITH
WELDED FOOT RING

ORDERING INFORMATION

To Order Please Specify:

- | | |
|-----------------|--------------------------|
| 1) Series Name | 4) Powder Coat color |
| 2) Model Number | 5) Fabric Grade & Number |
| 3) Quantity | 6) Optional Items |

TANGO GENERAL SPECIFICATIONS

Base

- Trumpet style pedestal base in standard and counter height stools.
- Fixed seat bar stool on trumpet style base including a fully welded foot ring.
- Optional swivel base is available.

Upholstery

- Upholstered seat over 4" high resiliency foam.
- Foam is glued to a multi-ply shell and seat is attached to frame.
- Seat can be upholstered with choice of fabric, vinyl, crypton, leather or approved COM.



JURY BASE FLOOR MOUNT WITH FOOT
RING DETAIL

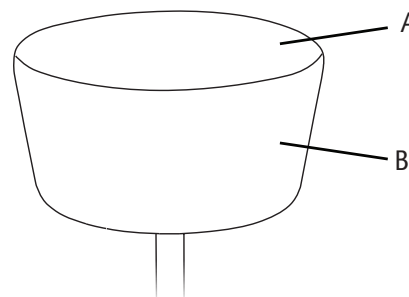
COLORS / FINISHES

Base Finish Colors:

- Standard powder coat colors.
- Optional polished chrome available with upcharge.

OPTIONS

- CODE: FR - CAL 133 (TB 133) Fire Retardant.
- CODE: MB - Moisture Barrier.
- CODE: 2FO - Two Fabric Option.
- CODE: PC - Polished Chrome
- CODE: SS - Swivel Seat



For Two Fabric Option, please specify:

- A - Fabric option for top of seat
- B - Fabric option for sides of seat

DIMENSIONS	Stool	Counter Stool	Fixed Bar Stool
Seat Diameter:	17"	17"	17"
Seat Height:	18"	24"	30"
Overall Width:	17"	17"	17"
Overall Depth:	17"	17"	17"
Qty./Wt. per carton:	1 ea./29 lbs.	1 ea./40 lbs.	1 ea./51 lbs.



COUNTER HEIGHT STOOL WITH
OPTIONAL POLISHED CHROME
BASE

MODEL / DESCRIPTION / LIST PRICING



5222 Fixed Stool

COM Yardage: 1.25 Yard

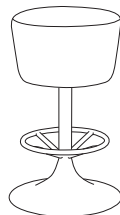
COM	GR1	GR2	GR3	GR4	GR5	GR6	GR7	GR8	GR9	GR10	LEA
\$867	\$928	\$965	\$1003	\$1043	\$1085	\$1128	\$1173	\$1220	\$1269	\$1320	\$1560



5224 Fixed Counter Stool

COM Yardage: 1.25 Yard

COM	GR1	GR2	GR3	GR4	GR5	GR6	GR7	GR8	GR9	GR10	LEA
\$954	\$1020	\$1061	\$1103	\$1147	\$1194	\$1242	\$1292	\$1342	\$1396	\$1452	\$1717



5223 Fixed Bar Stool with welded Foot Ring

COM Yardage: 1.25 Yard

COM	GR1	GR2	GR3	GR4	GR5	GR6	GR7	GR8	GR9	GR10	LEA
\$1100	\$1177	\$1224	\$1273	\$1324	\$1377	\$1432	\$1490	\$1549	\$1611	\$1675	\$1979



5223F Fixed Floor Mount Bar Stool with welded Foot Ring

COM Yardage: 1.25 Yard

COM	GR1	GR2	GR3	GR4	GR5	GR6	GR7	GR8	GR9	GR10	LEA
\$993	\$1062	\$1104	\$1149	\$1195	\$1243	\$1293	\$1344	\$1397	\$1453	\$1512	\$1787

OPTIONS

Add upcharge to list price and code to model number

FR	CAL 133 (TB 133) Fire Retardant - per yd.	\$90/yd.
MB	Moisture Barrier - Per Seat	\$68
2FO	Two Fabric Option	\$98
PC	Polished Chrome - Stool	\$180

PC	Polished Chrome - Counter Stool	\$220
PC	Polished Chrome - Fixed-Bar Stool with Foot Ring	\$275
SS	Swivel Seat	\$45

TERIANA UPHOLSTERED BACK

The Teriana Series upholstered back multipurpose chairs have a fully upholstered seat and backrest. Backrests are available in a stylish square back. Frame available with arms or armless. Heavy duty, capable of standing up in the toughest environments.

HD HEALTHCARE
DESIGNED
PRODUCT

Teriana chairs
stack in all 3 widths
19.5", 22" or 26"



UPHOLSTERED SQUARE BACK
YOUR CHOICE OF FABRICS

ORDERING INFORMATION

To Order Please Specify:

- | | |
|-----------------|----------------------------------|
| 1) Series Name | 5) Fabric Grade & Number |
| 2) Model Number | 6) Arm Cap type and finish/color |
| 3) Quantity | 7) Optional Items |
| 4) Frame Color | |

TERIANA GENERAL SPECIFICATIONS

Upholstery

- Seat and Back are fully upholstered over multiply wood shells.
- Chair can be upholstered with fabric, crypton, vinyl, leather or approved COM.

Frame

- .875" diameter, 14 gauge steel tubing. (Bariatric frame is 1" diameter.)
- All frames are sand blasted and then powder coated for maximum paint adhesion.

Arm Caps

- Polyurethane or wood arm caps.

Glides

- Factory installed self leveling steel glides.

Stacking

- Models 147, 148BAR & 148 will stack 3-4 chairs high on the floor.
- Chair Dolly #196 allows models 147 & 148 to stack 6-8 high.

Load Test

- Teriana passes the load test of 350 lbs. for standard width, 500 lbs. for mid-width, and 750 lbs. for bariatric width.

COLORS / FINISHES

Frame Finish Colors:

Standard powder coat colors.

Arm Cap Colors:

- Polyurethane - Black / Charcoal
- Wood - standard wood stain colors.

OPTIONS

- CODE: FR - CAL 133 (TB 133) Fire Retardant.
- CODE: MB - Moisture Barrier.
- CODE: MB2 - Moisture Barrier - Bariatric Seat.
- CODE: PAC - Polyurethane Arm Caps, available in black or grey.
- CODE: WAC - Wood Arm Caps, available in transparent wood stains.
- CODE: CAS2 - 2" Black Casters (Chairs Only)
- CODE: CH - Counter Height (24" seat height)
- CODE: SH - Specialty Height (any custom height)
- CODE: GD - Male/Female Metal Ganging.
- CODE: WS - Wall Saver Design, angled rear legs helps protect walls.

Note: Not available on Bar stools

- CODE: 196 - Stacking dolly for stacking 6-8 chairs.
- CODE: 2FO/C - Two Fabric Option.



WALL-SAVER DESIGN - WS

STACKING DOLLY - #196

Stacks up to 6-8 Chairs



METAL GANGING - GD

2" CASTERS - CAS2



WOOD ARM CAP / 16 FINISHES - WAC



POLYURETHANE ARM CAP - PAC

DIMENSIONS	4-Leg Chair	MID-WIDTH Chair	4-Leg Chair w/arms	MID-WIDTH Chair w/arms	Bariatric Chair	Bar Stools
Inside Width:	19.5"	22"	19.5"	22"	26"	19.5"
Seat Depth:	19"	19"	19"	19"	23"	19"
Seat Height:	18"	18"	18"	18"	19.5"	30"
Arm Height:	-	-	25"	25"	25"	37"
Overall Depth:	23"	23"	23"	23"	28"	23"
Overall Width:	19.5"	22"	22"	24"	30"	22"
Overall Height:	32"	32"	32"	32"	34"	44"
Qty./Wt. per carton:	3 ea./45 lbs.	3 ea./50 lbs.	3 ea./55 lbs.	3 ea./60 lbs.	1 ea./35 lbs.	1 ea./20 lbs.



MODEL / DESCRIPTION / LIST PRICING



147 Square Back Fully Upholstered Chair

COM Yardage: 1.25 Yard/2FO = .75 seat 1.25 back

COM	GR1	GR2	GR3	GR4	GR5	GR6	GR7	GR8	GR9	GR10	LEA
\$456	\$487	\$507	\$528	\$548	\$570	\$593	\$617	\$641	\$667	\$693	\$820

147MID MID-WIDTH Square Back Fully Upholstered Chair

COM Yardage: 1.25 Yard/2FO = .75 seat 1.25 back

COM	GR1	GR2	GR3	GR4	GR5	GR6	GR7	GR8	GR9	GR10	LEA
\$598	\$641	\$666	\$693	\$720	\$749	\$779	\$810	\$843	\$876	\$911	\$1077



148 Square Back Fully Upholstered Chair w/ Arms

COM Yardage: 1.25 Yard/2FO = .75 seat 1.25 back

COM	GR1	GR2	GR3	GR4	GR5	GR6	GR7	GR8	GR9	GR10	LEA
\$547	\$585	\$609	\$633	\$658	\$685	\$712	\$741	\$771	\$801	\$833	\$984

148MID MID-WIDTH Square Back Fully Upholstered Chair w/ Arms

COM Yardage: 1.25 Yard/2FO = .75 seat 1.25 back

COM	GR1	GR2	GR3	GR4	GR5	GR6	GR7	GR8	GR9	GR10	LEA
\$686	\$734	\$763	\$794	\$825	\$858	\$893	\$929	\$966	\$1004	\$1044	\$1234



148BAR Square Back Fully Upholstered Bariatric Chair w/ Arms

COM Yardage: 2.0 Yards/2FO = 1.0 seat 1.25 back

COM	GR1	GR2	GR3	GR4	GR5	GR6	GR7	GR8	GR9	GR10	LEA
\$990	\$1059	\$1102	\$1146	\$1191	\$1239	\$1288	\$1341	\$1394	\$1450	\$1507	\$1782



167 Square Back Fully Upholstered Bar Stool

COM Yardage: 1.25 Yard/2FO = .75 seat 1.25 back

COM	GR1	GR2	GR3	GR4	GR5	GR6	GR7	GR8	GR9	GR10	LEA
\$680	\$727	\$756	\$787	\$819	\$851	\$885	\$920	\$957	\$995	\$1036	\$1224

OPTIONS


Add upcharge to list price and code to model number

WAC	Wood Arm Caps, Pair	\$176
PAC	Polyurethane Arm Caps, Pair	\$88
CAS2	2" Black Casters	\$22 each
CH	Counter Height (24" seat height)	\$28
SH	Specialty Height (any custom height)	\$28
GD	Metal Ganging	\$28

MB	Moisture Barrier - Standard and MID Seats	\$68
MB2	Moisture Barrier - Bariatric Seat	\$89
FR	CAL 133 (TB 133) Fire Retardant per yard.	\$90/yd.
WS	Wall Saver Design	\$38
#196	Stacking Chair Dolly	\$483
2FO/C	Two Fabric Option	\$49

TERIANA WOOD BACK

The Teriana Series wood back multipurpose chairs have a fully upholstered seat and Maple wood backrest. Backrests are available in a stylish square back. Frame available with arms or armless. Heavy duty, capable of standing up in the toughest environments.

HD HEALTHCARE
 DESIGNED
 PRODUCT


WOOD SQUARE BACK

ORDERING INFORMATION
To Order Please Specify:

- | | |
|----------------------------|----------------------------------|
| 1) Series Name | 7) Backrest finish/color |
| 2) Model Number | 8) Arm Cap type and finish/color |
| 3) Quantity | 9) Optional Items |
| 4) Frame Color | 10) Back Cutouts |
| 5) Fabric Grade and Number | 11) Engraving |
| 6) Wood shell back design | |

TERIANA WOOD GENERAL SPECIFICATIONS
Upholstery

- Seat is fully upholstered over multi-ply wood shell.
- Chair can be upholstered with fabric, crypton, vinyl, leather or approved COM.
- Wood backrest is available in 17 transparent wood stain colors.

Frame

- Frame is .875" diameter, 14 gauge steel tubing.
- Bariatric frame is 1" diameter.
- All frames are sand blasted and then powder coated for maximum paint adhesion.

Arm Caps

- Polyurethane or wood arm caps.

Glides

- Factory installed self leveling steel glides.

Stacking

- Models 142, 143 & 143BAR will stack 3-4 chairs on the floor.
- Chair Dolly #196 allows models 142 & 143 stack 6-8 high.

Load Test

- Teriana passes the load test of 350 lbs. for standard width, 500 lbs. for mid-width, and 750 lbs. for bariatric width.

COLORS / FINISHES
Frame Finish Colors:

- Standard powder coat colors.

Wood Stain Finish Colors:

- Standard wood stain colors.
- Contrasting stain colors available.


Arm Cap Colors:

- Polyurethane - Black or Charcoal
- Wood - 17 standard wood stain colors

OPTIONS

- CODE: FR - CAL 133 (TB 133) Fire Retardant.
- CODE: MB - Moisture Barrier .
- CODE: MB2 - Moisture Barrier - Bariatric Seat.
- CODE: PAC - Polyurethane Arm Caps, available in black or Charcoal.
- CODE: WAC - Wood Arm Caps, available in transparent wood stain colors.
- CODE: HG, SQ, PH - Backrest Cutout Design.
- CODE: CAS2 - 2" Black Casters (Chairs Only)
- CODE: CH - Counter Height (24" seat height)
- CODE: SH - Specialty Height (any custom height)
- CODE: GD - Male/Female Metal Ganging.
- CODE: WS - Wall Saver Design, angled rear legs helps protect walls.
- **Note: Not available on Bar stools**
- CODE: ENG - Laser Engraving.
- CODE: 196 - Stacking dolly for stacking up to 6 chairs.





CUTOUTS SQUARE - SQ



HAND GRIP SQUARE - HG



PERFORATED HOLE SQUARE - PH

Laser Engraving



LASER ENGRAVING – FRONT OR BACK

DIMENSIONS	4-Leg Chair	MID-WIDTH Chair	4-Leg Chair w/arms	MID-WIDTH Chair w/arms	Bariatric Chair	Bar Stools
Inside Width:	19.5"	22"	19.5"	22"	26"	19.5"
Seat Depth:	19"	19"	19"	19"	23"	19"
Seat Height:	18"	18"	18"	18"	19.5"	24, 30"
Arm Height:	–	–	25"	25"	25"	31, 37"
Overall Depth:	23"	23"	23"	23"	28"	23"
Overall Width:	19.5"	22"	22"	24"	30"	22"
Overall Height:	32"	32"	32"	32"	34"	38, 44"
Qty./Wt. per carton:	3 ea./45 lbs.	3 ea./50 lbs.	3 ea./55 lbs.	3 ea./60 lbs.	1 ea./35 lbs.	1 ea./20 lbs.



SQUARE WOOD BACK CHAIR
WITH ARMS AND WOOD ARM CAPS

MODEL / DESCRIPTION / LIST PRICING



142 Square Wood Back Chair COM Yardage: .75 Yard

COM	GR1	GR2	GR3	GR4	GR5	GR6	GR7	GR8	GR9	GR10	LEA
\$485	\$519	\$540	\$561	\$584	\$607	\$632	\$657	\$683	\$711	\$739	\$873

142MID MID-WIDTH Square Wood Back Chair COM Yardage: .75 Yard

COM	GR1	GR2	GR3	GR4	GR5	GR6	GR7	GR8	GR9	GR10	LEA
\$651	\$697	\$725	\$753	\$784	\$815	\$848	\$882	\$917	\$954	\$992	\$1172

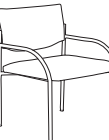


143 Square Wood Back Chair w/ Arms COM Yardage: .75 Yard

COM	GR1	GR2	GR3	GR4	GR5	GR6	GR7	GR8	GR9	GR10	LEA
\$586	\$627	\$652	\$678	\$705	\$734	\$763	\$794	\$825	\$858	\$893	\$1055

143MID MID-WIDTH Square Wood Back Chair w/ Arms COM Yardage: .75 Yard

COM	GR1	GR2	GR3	GR4	GR5	GR6	GR7	GR8	GR9	GR10	LEA
\$732	\$784	\$815	\$848	\$882	\$917	\$954	\$992	\$1031	\$1073	\$1115	\$1319



143BAR Square Wood Back Bariatric Chair w/ Arms COM Yardage: 1 Yards

COM	GR1	GR2	GR3	GR4	GR5	GR6	GR7	GR8	GR9	GR10	LEA
\$990	\$1059	\$1102	\$1146	\$1191	\$1239	\$1288	\$1341	\$1394	\$1450	\$1507	\$1782



169 Square Wood Back Bar Stool COM Yardage: .75 Yard

COM	GR1	GR2	GR3	GR4	GR5	GR6	GR7	GR8	GR9	GR10	LEA
\$674	\$722	\$750	\$780	\$811	\$844	\$877	\$912	\$949	\$988	\$1027	\$1213

OPTIONS

Add upcharge to list price and code to model number

WAC	Wood Arm Caps, Pair	\$176
PAC	Polyurethane Arm Caps, Pair	\$88
HG	Backrest Hand Grip Cutout design	\$75
SQ	Backrest Square Hole Cutout design	\$75
PH	Backrest Perforated Hole design	\$75
CAS2	2" Black Casters	\$22 each
CH	Counter Height (24" seat height)	\$28
SH	Specialty Height (any custom height)	\$28

GD	Metal Ganging	\$28
MB	Moisture Barrier - Standard and MID Seats	\$68
MB2	Moisture Barrier - Bariatric Seat	\$89
FR	CAL 133 (TB 133) Fire Retardant per yard.	\$90/yd.
WS	Wall Saver Design	\$38
#196	Stacking Chair Dolly	\$483
ENG	Laser Engraving Back Design*	\$85

*One time setup fee of \$245. Minimum 12 chairs (of same design and series)

2 Postures
Straight and Slanted
postures available

TIVOLI SERIES

The Tivoli Banquette is cleverly designed with the bench resting on a welded steel frame. Seats and backs can be upholstered with matching fabrics, or choose an optional two tone or vinyl and fabric combination to match any color scheme. Available in slanted or straight posture, with or without privacy panel.



TIVOLI WITH PRIVACY PANEL



TIVOLI BANQUETTE
STANDARD SLANTED



TIVOLI BANQUETTE
STRAIGHT POSTURE



BACK TO BACK UNIT WITH PRIVACY PANEL

ORDERING INFORMATION

- | | |
|----------------------------|---------------------------------|
| 1) Series Name | 6) Panel Laminate Selection |
| 2) Model Number | 7) Panel Veneer Species & Stain |
| 3) Quantity | 8) Optional Items |
| 4) Fabric Grade and Number | |
| 5) Frame Color | |

TIVOLI GENERAL SPECIFICATIONS

Design

The Tivoli is available with or without privacy panel. Available in two postures:

1. Slanted (the back slightly angled).
2. Straight (the back and seat in a straight posture).

For your custom seating needs, contact our Customer Service department.

Frame Construction

Frame assembly is constructed of multi-ply hardwood, with tongue and groove construction. All foam is fully bonded to frame. Seat cushions are 3" graded high resiliency (H.R.) block foam with 2" (H.R.) foam back, covered entirely with special bonded polyester fiber to protect final upholstery. No sag-springs are installed in seat & back along with interlocking helicoil springs to prevent sagging and provide additional lower back and seat support.

Upholstery

Seat and back are covered in choice of fabric, vinyl, crypton, leather or COM. ERG uses only water based glues and adhesives in our upholstery process.

Metal Leg Construction

Angled legs are 1.5" diameter mandrel formed steel, for a unique style and durability. Straight rear legs are available, ideal for placing against walls.



STRAIGHT REAR LEG



AVAILABLE ACRYLIC
PRIVACY PANELS



90° CURVE WITH
BAR-HEIGHT SHELF



CURVED TIVOLI
FOOT RAIL OPTION

COLORS / FINISHES

Frame Finish Colors:

Standard powder coat colors available & optional polished chrome.

OPTIONS

- CODE: FR - CAL 133 (TB 133) Fire Retardant.
- CODE: MB -Moisture Barrier (up to 60" overall width).
- CODE: MB60 -Moisture Barrier (over 60" overall width).
- CODE: MBB -Moisture Barrier (up to 60" overall width Back-to-Back).
- CODE: MBB60 -Moisture Barrier (over 60" overall width Back-to-Back).
- CODE: 2FO - Two Fabric Option.
- CODE: PC - Polished Chrome Legs
- CODE: NBS - No Back Shelf
- CODE: TSFRP - Straight Tivoli Foot Rail Powder Coat Color
- CODE: TSFRC - Straight Tivoli Foot Rail Polished Chrome
- CODE: TCFRP - Curved Tivoli Foot Rail Powder Coat Color
- CODE: TCFRC - Curved Tivoli Foot Rail Polished Chrome

NOTE: Foot rail available on slanted posture models only


DIMENSIONS	48" Wide Slanted Posture	60" Wide Slanted Posture	72" Wide Slanted Posture
Seat Depth:	20"	20"	20"
Seat Height:	18"	18"	18"
Overall Depth:*	32"	32"	32"
Overall Width:	48"	60"	72"
Overall Height:	34"	34"	34"
Qty./Wt.:	1 ea./110 lbs	1 ea./165 lbs	1 ea./210 lbs



TIVOLI SLANTED 72" BANQUETTE

* For Privacy panels, please add 1" to the overall depth measurement
For Shelf units, please add 10" to the overall depth measurement

MODEL / DESCRIPTION / LIST PRICING



640 48" Wide Banquette - Slanted Posture

COM Yardage: Total: 5.75 Yds. / Back: 3.25 Yds. / Seat: 2.5 Yds.

COM	GR1	GR2	GR3	GR4	GR5	GR6	GR7	GR8	GR9	GR10	LEA
\$2585	\$2766	\$2877	\$2992	\$3112	\$3236	\$3366	\$3500	\$3641	\$3786	\$3937	\$4653

642 60" Wide Banquette - Slanted Posture


COM Yardage: Total: 7.5 Yds. / Back 4.5 Yds. / Seat: 3 Yds.

COM	GR1	GR2	GR3	GR4	GR5	GR6	GR7	GR8	GR9	GR10	LEA
\$3526	\$3772	\$3923	\$4080	\$4243	\$4413	\$4590	\$4773	\$4964	\$5163	\$5369	\$6346

644 72" Wide Banquette - Slanted Posture

COM Yardage: Total: 8.5 Yds. / Back: 5 Yds. / Seat: 3.5 Yds.

COM	GR1	GR2	GR3	GR4	GR5	GR6	GR7	GR8	GR9	GR10	LEA
\$4222	\$4517	\$4698	\$4886	\$5082	\$5284	\$5496	\$5716	\$5945	\$6182	\$6430	\$7599



640-S 48" Wide Banquette - Slanted Posture with Shelf

COM Yardage: Total: 7 Yds. / Back: 4.5 Yds. / Seat: 2.5 Yds.

COM	GR1	GR2	GR3	GR4	GR5	GR6	GR7	GR8	GR9	GR10	LEA
\$3447	\$3628	\$3738	\$3853	\$3973	\$4097	\$4227	\$4361	\$4502	\$4647	\$4798	\$5514

INCLUDES 44" HIGH
BACK AND 10" DEEP,
BAR HEIGHT SHELF
WITH FRAME

642-S 60" Wide Banquette - Slanted Posture with Shelf

COM Yardage: Total: 8.5 Yds. / Back 5.5 Yds. / Seat: 3 Yds.

COM	GR1	GR2	GR3	GR4	GR5	GR6	GR7	GR8	GR9	GR10	LEA
\$4496	\$4743	\$4893	\$5050	\$5213	\$5384	\$5560	\$5743	\$5934	\$6133	\$6339	\$7316

644-S 72" Wide Banquette - Slanted Posture with Shelf

COM Yardage: Total: 9.5 Yds. / Back: 6 Yds. / Seat: 3.5 Yds.

COM	GR1	GR2	GR3	GR4	GR5	GR6	GR7	GR8	GR9	GR10	LEA
\$5366	\$5661	\$5842	\$6031	\$6226	\$6429	\$6640	\$6860	\$7089	\$7327	\$7574	\$8744

BAR HEIGHT SHELF WITH FRAME AVAILABLE ONLY ON SLANTED POSTURE UNITS

OPTIONS

Add upcharge to list price and code to model number

FR	CAL 133 (TB 133) Fire Retardant per yard	\$90/yd.
MB	Moisture Barrier - up to 60" width*	\$125 each
MB60	Moisture Barrier - over 60" width*	\$200 each
2FO	Two Fabric Option	\$98

PC	Polished Chrome - single unit, up to 60"	\$300
PC	Polished Chrome - single unit, over 60"	\$450
TSFRP	Powder Coat Straight Unit Foot Rail	\$330
TSFRC	Polished Chrome Straight Unit Foot Rail	\$396


DIMENSIONS	48" Wide Straight Posture	60" Wide Straight Posture	72" Wide Straight Posture	Back-to-Back Banquette
Seat Depth:	20"	20"	20"	20"
Seat Height:	18"	18"	18"	18"
Overall Depth:*	28"	28"	28"	56"
Overall Width:	48"	60"	72"	48", 60", 72"
Overall Height:	34"	34"	34"	34"
Qty./Wt.:	1 ea./110 lbs	1 ea./165 lbs	1 ea./210 lbs	1 ea./210 lbs

* For Privacy panels, please add 1" to the overall depth measurement



TIVOLI BANQUETTE

MODEL / DESCRIPTION / LIST PRICING



646 48" Wide Banquette - Straight Posture

COM Yardage: Total: 5.75 Yds. / Back: 3.25 Yds. / Seat: 2.5 Yds.

COM	GR1	GR2	GR3	GR4	GR5	GR6	GR7	GR8	GR9	GR10	LEA
\$2585	\$2766	\$2877	\$2992	\$3112	\$3236	\$3366	\$3500	\$3641	\$3786	\$3937	\$4653

647 60" Wide Banquette - Straight Posture

COM Yardage: Total: 7.5 Yds. / Back: 4.5 Yds. / Seat: 3 Yds.

COM	GR1	GR2	GR3	GR4	GR5	GR6	GR7	GR8	GR9	GR10	LEA
\$3526	\$3772	\$3923	\$4080	\$4243	\$4413	\$4590	\$4773	\$4964	\$5163	\$5369	\$6346

648 72" Wide Banquette - Straight Posture

COM Yardage: Total: 8.5 Yds. / Back: 5 Yds. / Seat: 3.5 Yds.

COM	GR1	GR2	GR3	GR4	GR5	GR6	GR7	GR8	GR9	GR10	LEA
\$4222	\$4517	\$4698	\$4886	\$5082	\$5284	\$5496	\$5716	\$5945	\$6182	\$6430	\$7599



646-B2B 48" Wide Back-to-Back Banquette

COM Yardage: Total: 11 Yds. / Back: 6 Yds. / Seat: 5 Yds.

COM	GR1	GR2	GR3	GR4	GR5	GR6	GR7	GR8	GR9	GR10	LEA
\$4912	\$5255	\$5465	\$5683	\$5911	\$6148	\$6393	\$6649	\$6915	\$7192	\$7480	\$8840

647-B2B 60" Wide Back-to-Back Banquette

COM Yardage: Total: 12.5 Yds. / Back: 6.5 Yds. / Seat: 6 Yds.

COM	GR1	GR2	GR3	GR4	GR5	GR6	GR7	GR8	GR9	GR10	LEA
\$6698	\$7167	\$7453	\$7751	\$8062	\$8384	\$8719	\$9068	\$9431	\$9808	\$10200	\$12055

648-B2B 72" Wide Back-to-Back Banquette

COM Yardage: Total: 13.5 Yds. / Back: 7 Yds. / Seat: 6.5 Yds.

COM	GR1	GR2	GR3	GR4	GR5	GR6	GR7	GR8	GR9	GR10	LEA
\$8021	\$8583	\$8926	\$9284	\$9654	\$10041	\$10442	\$10860	\$11295	\$11746	\$12216	\$14438

BAR HEIGHT SHELF WITH FRAME NOT AVAILABLE ON STRAIGHT POSTURE UNITS

OPTIONS

Add upcharge to list price and code to model number

FR	CAL 133 (TB 133) Fire Retardant per yard	\$90/yd.
MB	Moisture Barrier - up to 60" width*	\$125 each
MB60	Moisture Barrier - over 60" width*	\$200 each
MBB	Moisture Barrier - up to 60" width (Back-to-Back)	\$250 each
MBB60	Moisture Barrier - over 60" width (Back-to-Back)	\$400 each

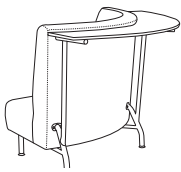
2FO	Two Fabric Option	\$98
PC	Polished Chrome - single unit, up to 60"	\$300
PC	Polished Chrome - single unit, over 60"	\$450
PC	Polished Chrome - back-to-back unit, up to 60"	\$500
PC	Polished Chrome - back-to-back unit, over 60"	\$750

DIMENSIONS	90° Curve w/Laminate Bar Height Shelf	90° Curve w/Laminate Bar Height Shelf
Radius:	48"	60"
Shelf Depth:	12"	12"
Shelf Height:	42"	42"
Seat Depth:	20"	20"
Seat Height:	18"	18"
Overall Depth:	40"	40"
Overall Width:	84.75"	101.75"
Overall Height:	44"	44"
Qty./Wt.:	1 ea./110 lbs	1 ea./165 lbs



TIVOLI CURVE BANQUETTE

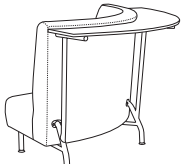
MODEL / DESCRIPTION / LIST PRICING



649-4R 90° Curved Tivoli w/Laminate Bar Height Shelf (48" Radius)

COM Yardage: Total: 11 Yds. / Back: 8 Yds. / Seat: 3 Yds.

COM	GR1	GR2	GR3	GR4	GR5	GR6	GR7	GR8	GR9	GR10	LEA
\$5179	\$5540	\$5763	\$5993	\$6233	\$6482	\$6741	\$7011	\$7291	\$7582	\$7886	\$9321



649-5R 90° Curved Tivoli w/Laminate Bar Height Shelf (60" Radius)

COM Yardage: Total: 12.5 Yds. / Back: 9 Yds. / Seat: 3.5 Yds.

COM	GR1	GR2	GR3	GR4	GR5	GR6	GR7	GR8	GR9	GR10	LEA
\$5366	\$5741	\$5971	\$6210	\$6458	\$6717	\$6986	\$7265	\$7555	\$7857	\$8172	\$9658



TIVOLI CURVE BANQUETTE

 NOTE: Deduct \$700 if purchased without shelf. **Option Code NBS**

OPTIONS

Add upcharge to list price and code to model number

FR	CAL 133 (TB 133) Fire Retardant per yard	\$90/yd.
MB60	Moisture Barrier - over 60" width	\$200
2FO	Two Fabric Option	\$98
PC	Polished Chrome - single curve unit	\$450

TCFRP	Powder Coat Curved Unit Foot Rail	\$545
TCFRC	Polished Chrome Curved Unit Foot Rail	\$654
NBS	No Back Shelf	Deduct \$700

PRIVACY PANELS ONLY

DIMENSIONS	48" Wide Privacy Panel	60" Wide Privacy Panel	72" Wide Privacy Panel
Panel Depth:	1"	1"	1"
Panel Width:	48"	60"	72"
Panel Height:	49"	49"	49"

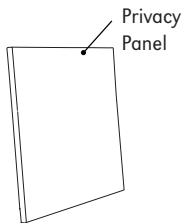


TIVOLI BANQUETTE
VENEER PRIVACY PANEL



1/2" THICK ACRYLIC
PRIVACY PANELS AVAILABLE

MODEL / DESCRIPTION / LIST PRICING



360P	48" Wide Privacy Panel					COM Yardage: Total: 3 Yds. (Please allow extra fabric for repeat design.)						
COM	GR1	GR2	GR3	GR4	GR5	GR6	GR7	GR8	GR9	GR10	LEA	
\$948	\$1015	\$1055	\$1098	\$1141	\$1187	\$1234	\$1283	\$1334	\$1389	\$1443	\$1706	
LAMINATE			VENEER			ACRYLIC						
\$929			\$1827			CALL						

362P	60" Wide Privacy Panel					COM Yardage: Total: 4 Yds. (Please allow extra fabric for repeat design.)						
COM	GR1	GR2	GR3	GR4	GR5	GR6	GR7	GR8	GR9	GR10	LEA	
\$1250	\$1339	\$1391	\$1448	\$1505	\$1565	\$1627	\$1693	\$1760	\$1831	\$1904	\$2251	
LAMINATE			VENEER			ACRYLIC						
\$1214			\$2350			CALL						

365P	72" Wide Privacy Panel					COM Yardage: Total: 5 Yds. (Please allow extra fabric for repeat design.)						
COM	GR1	GR2	GR3	GR4	GR5	GR6	GR7	GR8	GR9	GR10	LEA	
\$1531	\$1638	\$1704	\$1772	\$1843	\$1916	\$1993	\$2073	\$2156	\$2242	\$2330	\$2756	
LAMINATE			VENEER			ACRYLIC						
\$1477			\$2759			CALL						

TRENO OCCASIONAL TABLE

Treno Occasional Tables are a perfect complement to the Laguna modular and lounge series. Table tops are complete laminate with an option for two contrasting laminate colors. Standard angled metal legs are 8" tall, with factory installed adjustable glides. Online tables are also available in two heights.



24" SQUARE OCCASIONAL TABLE
OPTIONAL METAL/WOOD LEGS



24" ROUND COFFEE TABLE

ORDERING INFORMATION

- | | |
|--------------------------|--------------------------------|
| 1) Series Name | 5) Laminate / Veneer Selection |
| 2) Model Number | 6) Optional 2nd Laminate |
| 3) Quantity | 7) Optional Items |
| 4) Powder Coat Leg Color | |

TRENO SPECIFICATIONS

Table

Table core is CARB Phase I & Phase II Compliant. Laminate and phenolic backing are glued with water based adhesives.

Note: Some sizes and diameters are approximate, if using an existing solid surface or other top, please call for exact specs before ordering.

Table Finish

Covered top and sides with high pressure laminate, or choose Optional 2 Different Color laminates.

Laminate Selections

ERG offers over 1000 standard laminate choices from Nevamar, Wilsonart, Formica and Pionite. Solid Surface Corian overlay top tables will be quoted upon request.

Metal Legs

Legs are angled metal cylinders and are 8" tall. Legs are sandblasted prior to final powder coating in your choice of standard powder coat colors. Legs have a factory installed adjustable glide. Optional metal/wood, polished chrome or chrome/wood finish is available.

OPTIONS

- CODE: 2LC - 2 different color laminates
- CODE: STH-C - Special Table Height - Cube Table
- CODE: PC - Polished Chrome Legs
- CODE: WDL - Metal/Wood Legs (specify powder coat and wood color)
- CODE: WDL-C - Chrome/Wood Legs (specify wood color)
- CODE: GDT - Ganging for Online Tables
- TABLE ACCESSORIES – Wire Management, Power & Communication Options – see Accessories section in price list or call for quote.



POWER / DATA

Note: Factory installed power/data available, see accessories section for details and pricing.








30" SQUARE OCCASIONAL TABLE

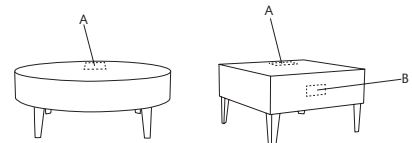


30" ROUND COFFEE TABLE

MODEL / DESCRIPTION / LIST PRICING
TRENO OCCASIONAL TABLES

	Model Number	Model Description	Table Top Size	Legs	Table Height	Table Shape	Shipping Weight.	LAMINATE	VENEER
	TR18D	Occasional	18" dia.	4 legs	17"	round	22 lbs.	\$1346	\$1443
	TR24D	Occasional	24" dia.	4 legs	17"	round	29 lbs.	\$1557	\$1710
	TR30D	Occasional	30" dia.	4 legs	17"	round	37 lbs.	\$1634	\$1799
	TR36D	Occasional	36" dia.	4 legs	17"	round	45 lbs.	\$1940	\$2632
	TR18S	Occasional	18" x 18" sq.	4 legs	17"	square	25 lbs.	\$1442	\$1586
	TR1426	Occasional	14" x 26" rect.	4 legs	17"	rectangle	25 lbs.	\$1562	\$1719
	TR27S	Occasional	27" x 27" sq.	4 legs	17"	square	35 lbs.	\$1638	\$1781
	TR30S	Occasional	30" x 30" sq.	4 legs	17"	square	41 lbs.	\$1671	\$1815
	TR36S	Occasional	36" x 36" sq.	4 legs	17"	square	50 lbs.	\$1951	\$2632
	TR20W	Occasional	20° wedge	4 legs	17"	wedge	30 lbs.	\$1136	\$1192

Please specify placement of electrical box for upholstered units or occasional tables
 On rectangular coffee tables, please specify electrical placement on long side or short side


OPTIONS

Add upcharge to list price and code to model number

2LC	2 Color Laminate option	\$125
STH-C	Special Table Height - Cube Table	\$195 per top



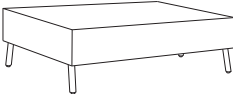
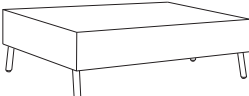
PC	Polished Chrome Legs	\$35 each
WDL	Metal/Wood Legs	\$35 each
WDL-C	Chrome/Wood Legs	\$60 each



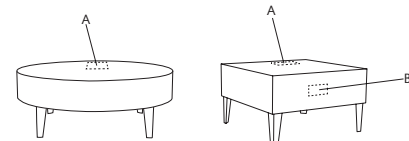
24" X 60" RECTANGLE COFFEE TABLE
 OPTIONAL METAL/WOOD LEGS

MODEL / DESCRIPTION / LIST PRICING

TRENO OCCASIONAL TABLES

	Model Number	Model Description	Table Top Size	Legs	Table Height	Table Shape	Shipping Weight.	LAMINATE	VENEER
	TR2442	Occasional	24" x 42"	4 legs	17"	rectangle	47 lbs.	\$1633	\$1715
	TR2460	Occasional	24" x 60"	4 legs	17"	rectangle	52 lbs.	\$1885	\$1978
	TR3042	Occasional	30" x 42"	4 legs	17"	rectangle	57 lbs.	\$1885	\$1978
	TR3060	Occasional	30" x 60"	4 legs	17"	rectangle	65 lbs.	\$2137	\$2243

Please specify placement of electrical box for upholstered units or occasional tables
 On rectangular coffee tables, please specify electrical placement on long side or short side



OPTIONS



Add upcharge to list price and code to model number

2LC	2 Color Laminate option	\$125
STH-C	Special Table Height - Cube Table	\$195 per top

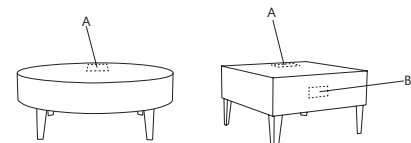
PC	Polished Chrome Legs	\$35 each
WDL	Metal/Wood Legs	\$35 each
WDL-C	Chrome/Wood Legs	\$60 each


 LAGUNA MODULAR LOUNGE WITH
 TRENO ONLINE OCCASIONAL TABLES

MODEL / DESCRIPTION / LIST PRICING
TRENO OCCASIONAL TABLES

	Model Number	Model Description	Table Top Size	Legs	Table Height	Table Shape	Shipping Weight.	LAMINATE	VENEER
	TR16-O	Online Occasional	14" x 26"	none (ganged)	16"	rectangle	18 lbs.	\$1666	\$1822
	TR20-O	Online Occasional	14" x 26"	none (ganged)	20"	rectangle	23 lbs.	\$1829	\$1986

NOTE: Pricing includes metal ganging brackets for online installation

 Please specify placement of electrical box for upholstered units or occasional tables
 On rectangular coffee tables, please specify electrical placement on long side or short side

OPTIONS

Add upcharge to list price and code to model number

2LC	2 Color Laminate option	\$125	STH-C	Special Table Height - Cube Table	\$195 per top
-----	-------------------------	-------	-------	-----------------------------------	---------------

TRUMPET

Trumpet has a cast iron round base. Available in café and bar height with optional resin edges for laminate tops.



TRUMPET SQUARE



TRUMPET BAR HEIGHT

ORDERING INFORMATION

- | | |
|-----------------|-------------------------------|
| 1) Series Name | 6) Laminate Selection and No. |
| 2) Model Number | 7) Edge Style Code and Color |
| 3) Size | 8) Wood Species |
| 4) Quantity | 9) Wood Edge Stain Color |
| 5) Frame Color | 10) Optional Items |
- (Hammertone or textured paint recommended)

TRUMPET SPECIFICATIONS

Trumpet Base

Table Height	Table height is 29" to 30" depending on table top specified. Bar Height table is 42".
Column	3" round 14 gauge steel tubing.
Base	Base is made of 18", 24" or 30" base spread diameter G:20 top quality cast iron.
Plate	10" x 10" square • 12" X 12" square 14" X 14" square • 24" x 24" square
Glides	Plastic glides.
Assembly	The base plate and spider are attached together with a 1/2"- 13 threaded tie rod and flange nut. Base mounts to top with 1/4"- 20 machine screws into metal inserts, NO WOOD SCREWS ARE USED.

Laminate or Wood Tops

Laminate or Wood tops are 1.25" thick offered in round and square.

Table Edge Selections

See "Table Edges and Profiles" in "Tables" section.

FINISHES

Table Bases and Legs

Finished in your choice of standard powder coat colors. Finishes listed at beginning of price list. For colors refer to "Color Selections" brochure. For actual color samples, please call Customer Service.

Laminate/Veneer Selections

ERG offers over 1000 standard laminate choices from Nevamar, Wilsonart, Formica and Pionite. Wood veneer is available in transparent stain colors - custom stain matching available.

OPTIONS

- CODE: RP - Painted Foot Ring for Bar Height.
- CODE: STH - Special Table Height, for any table height other than 29".
- CODE: GD - Ganging
- CODE: ULW - Ultra Lightweight Top
- CODE: RAD - Radius Corners for 3MM Edge

MODEL / DESCRIPTION / LIST PRICING

TRUMPET | CAFÉ | ROUND

	Model Number	Table Top Size	Shpg. Wght.	Base Spread	LAMINATE TOP ASSORTED EDGES							VENEER TOP	
					GRP 1	GRP 2	GRP 3	GRP 4	GRP 5	GRP 6	GRP 7	GRP 8	GRP 9
RND	HTRM24D	24" Dia.	61	18"	\$815	\$833	\$912	\$961	\$1107	\$1230	\$1377	\$2414	\$3031
	HTRM30D	30" Dia.	72	18"	\$869	\$894	\$989	\$1050	\$1231	\$1381	\$1561	\$2640	\$3260
	HTRM36D	36" Dia.	82	24"	\$932	\$960	\$1078	\$1151	\$1369	\$1551	\$1770	\$2893	\$3519
	HTRM42D	42" Dia.	116	24"	\$993	\$1026	\$1162	\$1248	\$1503	\$1717	\$1972	\$3140	\$3771
	HTRM48D	48" Dia.	130	30"	\$1174	\$1220	\$1395	\$1505	\$1837	\$2112	\$2444	\$3792	\$4492
	HTRM54D	54" Dia.	130	30"	\$1588	\$1651	\$1906	\$2064	\$2542	\$2940	\$3415	\$5204	\$6101
	HTRM60D	60" Dia.	130	30"	\$1719	\$1794	\$2090	\$2274	\$2831	\$3293	\$3849	\$5732	\$6641

TRUMPET | CAFÉ | SQUARE

	Model Number	Table Top Size	Shpg. Wght.	Base Spread	LAMINATE TOP ASSORTED EDGES							VENEER TOP	
					GRP 1	GRP 2	GRP 3	GRP 4	GRP 5	GRP 6	GRP 7	GRP 8	GRP 9
SQUARE	HTRM24S	24" Sq.	76	18"	\$815	\$833	\$912	\$961	\$1107	\$1230	\$1377	\$2414	\$3031
	HTRM2430S	24x30 Sq.	81	18"	\$833	\$856	\$941	\$993	\$1153	\$1285	\$1444	\$2497	\$3115
	HTRM30S	30" Sq.	90	18"	\$869	\$894	\$989	\$1050	\$1231	\$1381	\$1561	\$2640	\$3260
	HTRM36S	36" Sq.	103	24"	\$933	\$962	\$1079	\$1153	\$1371	\$1554	\$1771	\$2898	\$3525
	HTRM42S	42" Sq.	145	24"	\$1046	\$1081	\$1222	\$1309	\$1571	\$1789	\$2050	\$3293	\$3968
	HTRM48S	48" Sq.	145	30"	\$1369	\$1415	\$1599	\$1715	\$2058	\$2348	\$2691	\$4313	\$5193

OPTIONS

Add upcharge to list price and code to model number

RP	Painted Footring	\$110	ULW	Ultra Lightweight Top	\$190
STH	Special Table Height (other than 29" or bar height)	\$150 per base	RAD	Radius Corners for 3MM Edge	\$200 per table
GD	Ganging per table	\$95			

MODEL / DESCRIPTION / LIST PRICING

TRUMPET | CAFÉ | RECTANGLE

RECTANGLE	Model Number	Table Top Size	Shpg. Wght.	Base Spread	LAMINATE TOP ASSORTED EDGES							VENEER TOP	
					GRP 1	GRP 2	GRP 3	GRP 4	GRP 5	GRP 6	GRP 7	GRP 8	GRP 9
	HTRM2448	24x48 Sq.	76	2-18"	\$1264	\$1300	\$1409	\$1555	\$1900	\$1989	\$2172	\$3887	\$5369
	HTRM2460	24x60 Sq.	115	2-18"	\$1469	\$1510	\$1631	\$1791	\$2172	\$2273	\$2474	\$4478	\$6217
	HTRM2472	24x72 Sq.	115	2-18"	\$1528	\$1573	\$1711	\$1894	\$2330	\$2445	\$2673	\$4737	\$6514
	HTRM3048	30x48 Sq.	137	2-18"	\$1374	\$1415	\$1534	\$1693	\$2072	\$2172	\$2371	\$4235	\$5846
	HTRM3060	30x60 Sq.	148	2-18"	\$1607	\$1654	\$1794	\$1979	\$2420	\$2536	\$2766	\$4946	\$6833
	HTRM3072	30x72 Sq.	148	2-18"	\$1662	\$1715	\$1869	\$2078	\$2570	\$2700	\$2959	\$5192	\$7114

Note: When optional base finish is required, please multiply upcharge by 2 for tables supported with an extra base.

TRUMPET | BAR HEIGHT

ROUND	Model Number	Table Top Size	Shpg. Wght.	Base Spread	LAMINATE TOP ASSORTED EDGES							VENEER TOP	
					GRP 1	GRP 2	GRP 3	GRP 4	GRP 5	GRP 6	GRP 7	GRP 8	GRP 9
	HTRMH24D	24" Dia.	80	18"	\$958	\$981	\$1050	\$1139	\$1357	\$1415	\$1529	\$2851	\$4008
	HTRMH30D	30" Dia.	90	18"	\$1004	\$1033	\$1124	\$1244	\$1529	\$1603	\$1754	\$3108	\$4274
	HTRMH36D	36" Dia.	181	24"	\$1349	\$1386	\$1499	\$1648	\$2001	\$2095	\$2281	\$4119	\$5714

OPTIONS

Add upcharge to list price and code to model number

RP	Painted Footring	\$110	ULW	Ultra Lightweight Top	\$190
STH	Special Table Height (other than 29" or bar height)	\$150 per base	RAD	Radius Corners for 3MM Edge	\$200 per table
GD	Ganging per table	\$95			



X-BASE CAFÉ TABLE



X-BASE BAR HEIGHT TABLE WITH
POWDER COATED FOOT-RING

ORDERING INFORMATION

- | | |
|-----------------|-------------------------------|
| 1) Series Name | 6) Laminate Selection and No. |
| 2) Model Number | 7) Edge Style Code and Color |
| 3) Size | 8) Wood Species |
| 4) Quantity | 9) Wood Stain Color |
| 5) Frame Color | 10) Optional Items |

TURNER CAFÉ BASE SPECIFICATIONS

Turner X Base

Table Height	Table height is 29" to 30" depending on table top specified. Bar Height table is 42".
Column	3" round 14 gauge steel tubing (X-base) 2" round 14 gauge steel tubing (T-base)
Base	1" x 2" 14 gauge steel straight rectangular tubing – 22", 26" or 32" spreads with metal welded end caps.
Plate	10" x 10" square • 12" X 12" square 14" X 14" square
Glides	Manually adjustable zinc glides
Assembly	Top plate is welded to the vertical column and the vertical column is welded to the horizontal base. No tie rod assembly. Base mounts to tabletop with ¼-20 x 1" machine screws into metal inserts in top.
Finish	Choice of standard powder coat colors – See "Color Selections" brochure.

Flip-Top Mechanism

Aluminum die-cast top plate and aluminum housing with single handle cable release.

TABLE TOP SPECIFICATIONS

Table Tops

Table top core is CARB Phase I & Phase II Compliant. Laminate, wood veneer and phenolic backing are glued with water based adhesives.


FINISHES

Laminate/Veneer Selections


ERG offers over 1000 standard laminate choices from Nevamar, Wilsonart, Formica and Pionite. Wood veneer is available in transparent stain colors - custom stain matching available.

OPTIONS

- CODE: FLIP-X - Flip-Top per X-base (not available for 42" top)
- CODE: FLIP-T - Flip-Top for two T-legs
- CODE: RP - Painted Foot-ring for bar height.
- CODE: STH - Special Table Height (any table height other than 29" or bar height)
- CODE: CAS - Mobile Casters per table
- CODE: GD - Ganging
- CODE: ULW - Ultra Lightweight Top
- CODE: RAD - Radius Corners for 3MM Edge
- CODE: FTBH – Flip top support bar for rectangular bar height tables.
(Maximum table top size 30x72)




BASE DETAIL



GLIDE
DETAIL



CASTER
DETAIL



FLIP-TOP DETAIL

MODEL / DESCRIPTION / LIST PRICING
TURNER | CAFÉ | ROUND

ROUND

Model Number	Table Top Size	Shpg. Wght.	Base Spread	LAMINATE TOP ASSORTED EDGES							VENEER TOP	
				GRP 1	GRP 2	GRP 3	GRP 4	GRP 5	GRP 6	GRP 7	GRP 8	GRP 9
TU24D	24" Dia.	32	22"- X	\$649	\$659	\$740	\$809	\$946	\$1059	\$1197	\$1692	\$1942
TU30D	30" Dia.	43	26"- X	\$716	\$732	\$838	\$929	\$1111	\$1262	\$1444	\$1927	\$2148
TU36D	36" Dia.	53	32"- X	\$884	\$903	\$1029	\$1140	\$1360	\$1543	\$1763	\$2371	\$2649
TU42D	42" Dia.	72	32"- X	\$1027	\$1051	\$1218	\$1360	\$1647	\$1886	\$2171	\$2812	\$3081

TURNER | CAFÉ | SQUARE

SQUARE

Model Number	Table Top Size	Shpg. Wght.	Base Spread	LAMINATE TOP ASSORTED EDGES							VENEER TOP	
				GRP 1	GRP 2	GRP 3	GRP 4	GRP 5	GRP 6	GRP 7	GRP 8	GRP 9
TU24S	24" Sq.	40	22"- X	\$656	\$669	\$752	\$823	\$965	\$1083	\$1226	\$1719	\$1966
TU2430S	24x30 Sq.	49	22"- X	\$698	\$711	\$807	\$889	\$1056	\$1196	\$1361	\$1853	\$2088
TU30S	30" Sq.	54	26"- X	\$720	\$737	\$843	\$933	\$1115	\$1267	\$1449	\$1940	\$2165
TU36S	36" Sq.	67	32"- X	\$896	\$913	\$1046	\$1159	\$1385	\$1574	\$1801	\$2406	\$2684

TURNER | CAFÉ | RECTANGLE

RECTANGLE

Model Number	Table Top Size	Shpg. Wght.	Base Spread	LAMINATE TOP ASSORTED EDGES							VENEER TOP	
				GRP 1	GRP 2	GRP 3	GRP 4	GRP 5	GRP 6	GRP 7	GRP 8	GRP 9
TU2448	24x48 Sq.	70	2-22"- T	\$819	\$838	\$961	\$1070	\$1283	\$1462	\$1675	\$2217	\$2458
TU2460	24x60 Sq.	79	2-22"- T	\$861	\$881	\$1021	\$1141	\$1381	\$1579	\$1819	\$2359	\$2587
TU3048	30x48 Sq.	84	2-22"- T	\$867	\$886	\$1028	\$1149	\$1391	\$1592	\$1836	\$2376	\$2601
TU3060	30x60 Sq.	90	2-22"- T	\$918	\$941	\$1100	\$1237	\$1509	\$1736	\$2009	\$2546	\$2756

TURNER | CAFÉ | BAR HEIGHT

ROUND

SQUARE

Model Number	Table Top Size	Shpg. Wght.	Base Spread	LAMINATE TOP ASSORTED EDGES							VENEER TOP	
				GRP 1	GRP 2	GRP 3	GRP 4	GRP 5	GRP 6	GRP 7	GRP 8	GRP 9
TUH24D	24" Dia.	40	22"- X	\$812	\$824	\$904	\$971	\$1110	\$1223	\$1360	\$2050	\$2429
TUH30D	30" Dia.	53	26"- X	\$880	\$896	\$1001	\$1092	\$1274	\$1425	\$1608	\$2288	\$2636
TUH36D	36" Dia.	63	32"- X	\$1037	\$1054	\$1183	\$1293	\$1513	\$1696	\$1915	\$2704	\$3104
TUH36S	36" Sq.	67	32"- X	\$1102	\$1121	\$1252	\$1365	\$1591	\$1781	\$2007	\$2860	\$3299

Note: FTBH option is required with STH option when ordering rectangle flip-top tables over 29" table height.

OPTIONS

Add upcharge to list price and code to model number

RP	Painted Foot-ring for Bar Height	\$110
STH	Special Table Height (other than 29" or bar height)	\$150 per base
CAS	Mobile Casters per table - 3"	\$98
GD	Ganging per table	\$95
FLIP-X	Flip-Top per X-base (up to 42" top maximum)	\$125

FLIP-T	Flip-Top for two T-legs	\$358
ULW	Ultra Lightweight Top	\$190
RAD	Radius Corners for 3MM Edge	\$200 per table
FTBH	All t-base bar height tables with flip top	\$300



T-LEG TRAINING TABLE



Table Storage Dollies
See Accessories Section



T-LEG TRAINING TABLE WITH FLIP-TOP

ORDERING INFORMATION

- | | |
|-----------------|-------------------------------|
| 1) Series Name | 6) Laminate Selection and No. |
| 2) Model Number | 7) Edge Style Code and Color |
| 3) Size | 8) Wood Stain Color |
| 4) Quantity | 9) Optional Items |
| 5) Frame Color | |

TURNER TRAINING BASE SPECIFICATIONS

Turner T Base

Table Height	Table height is 29" to 30" depending on table top specified.
Column	2" round 14 gauge steel tubing (T-base)
Base	1" x 2" 14 gauge steel straight rectangular tubing 16" 22", 26" spreads with metal welded end caps.
Plate	8" x 8" square 12 gauge stamped steel 2" x 4" 12 gauge stamped steel (Flip-Top or Folding).
Glides	Manually adjustable zinc glides
Assembly	Top plate is welded to the vertical column and the vertical column is welded to the horizontal base plate. No tie rod assembly. Base mounts to tabletop with ¼-20 x 1" machine screws into metal inserts in top. Stretcher steel bars are used on tops over 72" long.
Finish	Choice of standard powder coat colors – See "Color Selections" brochure.

Flip-Top Mechanism

Aluminum die-cast top plate and aluminum housing with single handle cable release.

Folding Mechanism

Nylon injection molded housing, cast aluminum pivot and metal locking slider. Rigid, taper locking design is activated by single lever that also locks in folded position.


TABLE TOP SPECIFICATIONS

Table Tops

Table top core is CARB Phase I & Phase II Compliant. Laminate, wood veneer and phenolic backing are glued with water based adhesives.

Ultra-Lightweight Table Tops

Ultra-lightweight tables have an exceptionally strong manufactured MDF top made from 100% recovered and recycled wood fiber with at least 25% post-industrial recycled fiber; the balance consisting of recovered waste fiber. Ultra-light tables are 18% lighter than standard tables.



GLIDE
DETAIL



CASTER
DETAIL



FLIP-TOP DETAIL

FINISHES

Laminate/Veneer Selections

ERG offers over 1000 standard laminate choices from Nevamar, Wilsonart, Formica and Pionite. Wood veneer is available in transparent stain colors - custom stain matching available.

Edge Selections:


ERG offers a wide variety of table top edge materials including PVC, wood, aluminum and resin/urethane.

Special Edge Note: When ganging or butting tables together, ERG recommends using 3MM flat edge or flat wood edge. Square tables using PVC T-edge will have a 2" radius on all corners. Table Bases and Legs

OPTIONS

- CODE: FLIP-T - Flip-Top per table
- CODE: ASB - Anti-Sag Bar for tables under 72"
- CODE: FOLD - Lightweight Folding Leg Mechanism per table
- CODE: STH - Special Table Height (any table height other than 29")
- CODE: ULW - Ultra-lightweight table top
- CODE: CAS3 - 3" Mobile Casters
- CODE: GD - Ganging per table
- CODE: RAD - Radius Corners for 3MM Edge
- CODE: FTBH - Flip top support bar for rectangular bar height tables.
(Maximum table top size 30x72)
- TABLE ACCESSORIES - Modesty Panels, Bridges, Grommets, Wire Management, Power & Communication Options, Table Dollies - see "Accessories" section in price list.

Note: When ordering modesty panel, table and panel must have 3MM edge.




LEG DETAIL

MODEL / DESCRIPTION / LIST PRICING
TURNER | RECTANGLE

	Model Number	Table Top Size	Shpg. Wght.	Base Spread	LAMINATE TOP ASSORTED EDGES							VENEER TOP	
					GRP 1	GRP 2	GRP 3	GRP 4	GRP 5	GRP 6	GRP 7	GRP 8	GRP 9
 RECTANGLE	TU1836	18 X 36	54	2-16"- T	\$719	\$734	\$824	\$900	\$1054	\$1184	\$1337	\$1882	\$2158
	TU1848	18 X 48	61	2-16"- T	\$754	\$768	\$871	\$957	\$1133	\$1277	\$1451	\$1995	\$2260
	TU1860	18 X 60	68	2-16"- T	\$787	\$803	\$918	\$1015	\$1209	\$1370	\$1565	\$2107	\$2359
	TU1872	18 X 72	75	2-16"- T	\$930	\$947	\$1073	\$1180	\$1394	\$1574	\$1788	\$2459	\$2785
	TU1884	18 X 84	81	2-16"- T	\$984	\$1004	\$1150	\$1274	\$1522	\$1728	\$1975	\$2643	\$2952
	TU1896	18 X 96	88	2-16"- T	\$1045	\$1067	\$1223	\$1357	\$1625	\$1849	\$2116	\$2815	\$3135
	TU2436	24 X 36	61	2-22"- T	\$777	\$794	\$904	\$997	\$1186	\$1342	\$1533	\$2075	\$2330
	TU2448	24 X 48	70	2-22"- T	\$819	\$838	\$961	\$1070	\$1283	\$1462	\$1675	\$2217	\$2458
	TU2460	24 X 60	79	2-22"- T	\$861	\$881	\$1021	\$1141	\$1381	\$1579	\$1819	\$2359	\$2587
	TU2472	24 X 72	88	2-22"- T	\$1014	\$1033	\$1189	\$1323	\$1587	\$1807	\$2072	\$2741	\$3039
	TU2484	24 X 84	97	2-22"- T	\$1077	\$1103	\$1279	\$1430	\$1734	\$1986	\$2290	\$2956	\$3232
	TU2496	24 X 96	106	2-22"- T	\$1146	\$1173	\$1365	\$1529	\$1858	\$2132	\$2459	\$3158	\$3441
	TU3036	30 X 36	68	2-22"- T	\$815	\$833	\$957	\$1062	\$1274	\$1451	\$1663	\$2204	\$2446
	TU3048	30 X 48	84	2-22"- T	\$867	\$886	\$1028	\$1149	\$1391	\$1592	\$1836	\$2376	\$2601
	TU3060	30 X 60	90	2-22"- T	\$918	\$941	\$1100	\$1237	\$1509	\$1736	\$2009	\$2546	\$2756
	TU3072	30 X 72	102	2-22"- T	\$1078	\$1103	\$1280	\$1432	\$1735	\$1988	\$2291	\$2957	\$3235
	TU3084	30 X 84	113	2-26"- T	\$1151	\$1180	\$1383	\$1555	\$1902	\$2192	\$2541	\$3202	\$3454
	TU3096	30 X 96	124	2-26"- T	\$1230	\$1260	\$1480	\$1670	\$2047	\$2362	\$2741	\$3434	\$3690
	TU3648	36 X 48	88	2-26"- T	\$925	\$948	\$1110	\$1247	\$1525	\$1756	\$2033	\$2570	\$2776
	TU3660	36 X 60	102	2-26"- T	\$984	\$1010	\$1194	\$1351	\$1663	\$1924	\$2236	\$2771	\$2957
	TU3672	36 X 72	115	2-26"- T	\$1153	\$1183	\$1386	\$1560	\$1909	\$2200	\$2548	\$3212	\$3462
	TU3684	36 X 84	129	2-26"- T	\$1236	\$1268	\$1500	\$1699	\$2097	\$2429	\$2826	\$3486	\$3710
	TU3696	36 X 96	142	2-26"- T	\$1323	\$1358	\$1612	\$1829	\$2262	\$2624	\$3057	\$3746	\$3972

TURNER | SECTIONAL | HALF ROUND

	Model Number	Table Top Size	Shpg. Wght.	Base Spread	LAMINATE TOP ASSORTED EDGES							VENEER TOP	
					GRP 1	GRP 2	GRP 3	GRP 4	GRP 5	GRP 6	GRP 7	GRP 8	GRP 9
 HALF ROUND	TUHR2448	24 X 48	70	2-16T	\$1098	\$1128	\$1353	\$1541	\$1923	\$2239	\$2620	\$3150	\$3299
	TUHR3060	30 X 60	90	2-22T	\$1187	\$1223	\$1477	\$1695	\$2129	\$2493	\$2927	\$3453	\$3570
	TUHR3672	36 X 72	115	2-26T	\$1415	\$1456	\$1753	\$2006	\$2510	\$2932	\$3437	\$4090	\$4253

Note: FTBH option is required with STH option when ordering rectangle flip-top tables over 29" table height.

OPTIONS

Add upcharge to list price and code to model number

FLIP-T	Flip-Top for two t-legs	\$358
ASB	Anti-Sag Bar for tables under 72"	\$80
FOLD	Lightweight Folding Leg Mechanism per table	\$298
STH	Special Table Height (other than 29")	\$150 per leg
ULW	Ultra-lightweight table top	\$190

CAS3	3" Mobile Casters (2 Casters per leg)	\$25 each
GD	Ganging per table	\$95
RAD	Radius Corners for 3MM Edge	\$200 per table
FTBH	All t-base bar height tables with flip top	\$300



VALENCIA TABLE OF CONTENTS

Valencia Specifications and Options.....	2
Valencia Standard Seat Pricing	3-4
Valencia Boxcar Seat Pricing.....	5-6
Valencia Multiple Seat Pricing.....	7-10
Valencia Lounge Pricing.....	11-12
Valencia Occasional Table Specifications	13
Valencia Occasional Table Pricing.....	14



VALENCIA COLLECTION

Valencia offers stylish upholstered guest seating available in wood or metal frames with a choice of standard or boxcar seat cushion. This versatile line offers multiple, lounge and patient seating for a range of applications.



VALENCIA WOOD ARM CHAIR
FEATURING WALL SAVER DESIGN



VALENCIA METAL ARM CHAIR
WITH BOXCAR SEAT

ORDERING INFORMATION

To Order Please Specify:

- | | |
|-------------------------------|--------------------------|
| 1) Series Name | 5) Frame Color / Finish |
| 2) Model Number | 6) Fabric Grade & Number |
| 3) Quantity | 7) Optional Items |
| 4) Arm Cap Selection / Finish | |

VALENCIA GENERAL SPECIFICATIONS

Wood Frame Construction

All hardwood frame with built-in wall saver leg design.

Metal Frame Construction

Rectangular steel tubing, fully fabricated and welded with built-in wall saver leg design.

Back

Tongue & groove hardwood construction.
Webbing installed and high-resiliency foam bonded to wood frame.
Concealed back attachment to frame.

Seat

No-sag spring installed. Helicoil springs attached to spring and high resiliency foam is bonded to wood frame.

Metal Frame Underseat

Steel welded frame, welded to legs and metal apron.
Tested for 750 lbs single seat, 1000 lbs bariatric.

Wood Frame Underseat

Steel welded frame with machine screwed attached to wood frame.
Tested for 750 lbs single seat, 1000 lbs bariatric.

Upholstery

High resiliency foam is being used.
Adjustable glides optional.

Solid Surface

Stock solid surface top is available in:
Corian Bone, Bronzite, Glacier White, and Silver Grey.

COLORS / FINISHES

Metal Finish Colors:

Standard powder coat colors available.

Wood Stain Finish Colors:

All transparent wood stain colors available.

OPTIONS

- CODE: FR - CAL133 Fire Retardant (TB 133).
- CODE: MB - Moisture Barrier.
- CODE: 2FO/C - Two Fabric Option (per seat).
- CODE: VMAC2 - Arm Caps, Black Polyurethane.
- CODE: VMAC3 - Arm Caps, Charcoal Polyurethane.
- CODE: VMAC4 - Arm Caps, White Solid Surface (Glacier White by Corian).
- CODE: VMAC5 - Arm Caps, Brown Solid Surface (Bronzite by Corian).
- CODE: VMAC7 - Arm Caps, Beige Solid Surface (Bone by Corian).
- CODE: VMAC8 - Arm Caps, Gray Solid Surface (Silver Grey by Corian).
- CODE: VMAC6 - Arm Caps, Solid Wood.
- CODE: AG - Adjustable Glides
- CODE: FM - Floor Mount (metal frame only).



VALENCIA
FEATURES A
CLEAN OUT FOR
EASY CARE AND
MAINTENANCE

DIMENSIONS	Arm Chair	Bariatric Chair
Seat Width:	21"	30"
Seat Depth:	19"	19"
Seat Height:	17.5"	17.5"
Back Height:	35"	35"
Arm Height:	25.5"	25.5"
Overall Width:	26"	35"
Overall Depth:	25"	25"
Qty./Wt. per carton:	1 ea./36 lbs.	1 ea./47 lbs.



VALENCIA METAL FRAME
BARIATRIC ARM CHAIR

MODEL / DESCRIPTION / LIST PRICING



3510M Metal Arm Chair - Standard Seat

COM Yardage: 2.25 Yds. Seat 1 Yd. / Back 1.25 Yds.

COM	GR1	GR2	GR3	GR4	GR5	GR6	GR7	GR8	GR9	GR10	LEA
\$1080	\$1155	\$1202	\$1250	\$1300	\$1352	\$1406	\$1463	\$1521	\$1582	\$1645	\$1945



3512M Metal Bariatric - Standard Seat

COM Yardage: 2.75 Yds. Seat 1.25 Yds. / Back 1.5 Yds.

COM	GR1	GR2	GR3	GR4	GR5	GR6	GR7	GR8	GR9	GR10	LEA
\$1280	\$1369	\$1425	\$1481	\$1540	\$1602	\$1667	\$1733	\$1802	\$1874	\$1949	\$2304

OPTIONS

Add upcharge to list price and code to model number

AG	Adjustable Glide	\$19/pair
FR	CAL133 Fire Retardant (TB 133) per yard	\$90/yd
MB	Moisture Barrier on seat	\$125
2FO/C	2 Fabric Option	\$49 per seat
VWAC2	Polyurethane Arm Caps - Black	-

VWAC3	Polyurethane Arm Caps - Charcoal	-
VMAC4	Solid Surface Arm Caps - White	\$108 each
VMAC5	Solid Surface Arm Caps - Brown	\$108 each
VMAC6	Solid Wood Arm Caps	\$80 each
FM	Floor Mount - per unit	\$98

DIMENSIONS	Arm Chair	Bariatric Chair
Seat Width:	21"	30"
Seat Depth:	19"	19"
Seat Height:	17.5"	17.5"
Back Height:	35"	35"
Arm Height:	25.5"	25.5"
Overall Width:	26"	35"
Overall Depth:	25"	25"
Qty./Wt. per carton:	1 ea./36 lbs.	1 ea./47 lbs.


 VALENCIA WOOD FRAME
 BARIATRIC

MODEL / DESCRIPTION / LIST PRICING

3510W Wood Arm Chair - Standard Seat

COM Yardage: 2.25 Yds. Seat 1 Yd. / Back 1.25 Yds.

COM	GR1	GR2	GR3	GR4	GR5	GR6	GR7	GR8	GR9	GR10	LEA
\$998	\$1068	\$1111	\$1155	\$1202	\$1250	\$1299	\$1352	\$1406	\$1462	\$1521	\$1797


3512W Wood Bariatric Chair - Standard Seat

COM Yardage: 2.75 Yds. Seat 1.25 Yds. / Back 1.5 Yds.

COM	GR1	GR2	GR3	GR4	GR5	GR6	GR7	GR8	GR9	GR10	LEA
\$1198	\$1282	\$1333	\$1386	\$1442	\$1500	\$1560	\$1622	\$1687	\$1755	\$1825	\$2157

OPTIONS

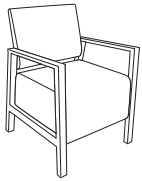
Add upcharge to list price and code to model number

AG	Adjustable Glide	\$19/pair
FR	CAL133 Fire Retardant (TB 133) per yard	\$90/yd
MB	Moisture Barrier on seat	\$125
2FO/C	2 Fabric Option	\$49 per seat
VWAC2	Polyurethane Arm Caps - Black	-

VWAC3	Polyurethane Arm Caps - Charcoal	-
VMAC4	Solid Surface Arm Caps - White	\$108 each
VMAC5	Solid Surface Arm Caps - Brown	\$108 each
VMAC6	Solid Wood Arm Caps	\$80 each


DIMENSIONS	Arm Chair	Bariatric Chair
Seat Width:	21"	30"
Seat Depth:	19"	19"
Seat Height:	17.5"	17.5"
Back Height:	35"	35"
Arm Height:	25.5"	25.5"
Overall Width:	26"	35"
Overall Depth:	25"	25"
Qty./Wt. per carton:	1 ea./36 lbs.	1 ea./47 lbs.


 VALENCIA METAL FRAME ARM
 CHAIR WITH BOXCAR SEAT

MODEL / DESCRIPTION / LIST PRICING

3520M Metal Arm Chair - Boxcar Seat

COM Yardage: 2.75 Yds. Seat 1.5 Yd. / Back 1.25 Yds.

COM	GR1	GR2	GR3	GR4	GR5	GR6	GR7	GR8	GR9	GR10	LEA
\$1433	\$1534	\$1595	\$1659	\$1725	\$1794	\$1866	\$1940	\$2019	\$2099	\$2183	\$2580


3522M Metal Bariatric - Boxcar Seat

COM Yardage: 4 Yds. Seat 2.5 Yds. / Back 1.5 Yds.

COM	GR1	GR2	GR3	GR4	GR5	GR6	GR7	GR8	GR9	GR10	LEA
\$1632	\$1746	\$1816	\$1889	\$1964	\$2043	\$2124	\$2209	\$2298	\$2390	\$2485	\$2938

OPTIONS

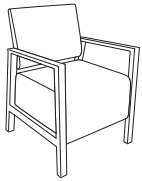
Add upcharge to list price and code to model number

AG	Adjustable Glide	\$19/pair
FR	CAL133 Fire Retardant (TB 133) per yard	\$90/yd
MB	Moisture Barrier on seat	\$125
2FO/C	2 Fabric Option	\$49 per seat
VWAC2	Polyurethane Arm Caps - Black	-

VWAC3	Polyurethane Arm Caps - Charcoal	-
VMAC4	Solid Surface Arm Caps - White	\$108 each
VMAC5	Solid Surface Arm Caps - Brown	\$108 each
VMAC6	Solid Wood Arm Caps	\$80 each
FM	Floor Mount - per unit	\$98


DIMENSIONS	Arm Chair	Bariatric Chair
Seat Width:	21"	30"
Seat Depth:	19"	19"
Seat Height:	17.5"	17.5"
Back Height:	35"	35"
Arm Height:	25.5"	25.5"
Overall Width:	26"	35"
Overall Depth:	25"	25"
Qty./Wt. per carton:	1 ea./36 lbs.	1 ea./47 lbs.


 VALENCIA WOOD FRAME ARM
 CHAIR WITH BOXCAR SEAT

MODEL / DESCRIPTION / LIST PRICING

3520W Wood Arm Chair - Boxcar Seat

COM Yardage: 2.75 Yds. Seat 1.5 Yd. / Back 1.25 Yds.

COM	GR1	GR2	GR3	GR4	GR5	GR6	GR7	GR8	GR9	GR10	LEA
\$1352	\$1446	\$1504	\$1564	\$1626	\$1692	\$1759	\$1830	\$1903	\$1979	\$2058	\$2433


3522W Wood Bariatric - Boxcar Seat

COM Yardage: 4 Yds. Seat 2.5 Yds. / Back 1.5 Yds.

COM	GR1	GR2	GR3	GR4	GR5	GR6	GR7	GR8	GR9	GR10	LEA
\$1554	\$1663	\$1730	\$1799	\$1870	\$1946	\$2023	\$2105	\$2189	\$2276	\$2367	\$2798

OPTIONS

Add upcharge to list price and code to model number

AG	Adjustable Glide	\$19/pair
FR	CAL133 Fire Retardant (TB 133) per yard	\$90/yd
MB	Moisture Barrier on seat	\$125
2FO/C	2 Fabric Option	\$49 per seat
VWAC2	Polyurethane Arm Caps - Black	-

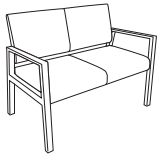
VWAC3	Polyurethane Arm Caps - Charcoal	-
VMAC4	Solid Surface Arm Caps - White	\$108 each
VMAC5	Solid Surface Arm Caps - Brown	\$108 each
VMAC6	Solid Wood Arm Caps	\$80 each

DIMENSIONS	Two Seat Lounge	Two Seat Center Arm	Three Seat Lounge
Seat Width:	21"	21"	21"
Seat Depth:	19"	19"	19"
Seat Height:	17.5"	17.5"	17.5"
Back Height:	35"	35"	35"
Arm Height:	25.5"	25.5"	25.5"
Overall Width:	46"	48"	70.5"
Overall Depth:	28"	28"	28"
Qty./Wt. per carton:	1 ea./60 lbs.	1 ea./62 lbs.	1 ea./93 lbs.



VALENCIA METAL
TWO SEAT UNIT W/ CENTER ARM

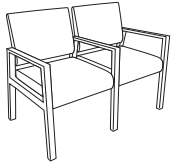
MODEL / DESCRIPTION / LIST PRICING



3514M Metal Two-Seat Lounge - Standard Seat

COM Yardage: 4 Yds. Seat 2 Yds. / Back 2 Yds.

COM	GR1	GR2	GR3	GR4	GR5	GR6	GR7	GR8	GR9	GR10	LEA
\$1830	\$1959	\$2037	\$2118	\$2203	\$2291	\$2383	\$2479	\$2577	\$2680	\$2787	\$3295

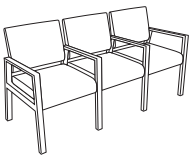


3515M Metal Two-Seat Lounge with Center Arm - Standard Seat

COM Yardage: 4 Yds. Seat 2 Yds. / Back 2 Yds.

COM	GR1	GR2	GR3	GR4	GR5	GR6	GR7	GR8	GR9	GR10	LEA
\$3441	\$3682	\$3829	\$3982	\$4141	\$4307	\$4479	\$4659	\$4845	\$5038	\$5240	\$6193

Note: unit has 3 pairs of legs



3516M Metal Three-Seat Lounge with Center Arms - Standard Seat

COM Yardage: 5.5 Yds. Seat 2.5 Yds. / Back 3 Yds.

COM	GR1	GR2	GR3	GR4	GR5	GR6	GR7	GR8	GR9	GR10	LEA
\$2765	\$2958	\$3077	\$3200	\$3328	\$3461	\$3599	\$3743	\$3893	\$4049	\$4211	\$4977

Note: unit has 4 pairs of legs

OPTIONS

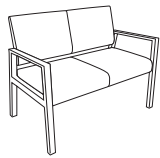
Add upcharge to list price and code to model number

AG	Adjustable Glide	\$19/pair
FR	CAL133 Fire Retardant (TB 133) per yard	\$90/yd
MB	Moisture Barrier on seat	\$125
2FO/C	2 Fabric Option	\$49 per seat
VWAC2	Polyurethane Arm Caps - Black	-

VWAC3	Polyurethane Arm Caps - Charcoal	-
VMAC4	Solid Surface Arm Caps - White	\$108 each
VMAC5	Solid Surface Arm Caps - Brown	\$108 each
VMAC6	Solid Wood Arm Caps	\$80 each
FM	Floor Mount - per unit	\$98

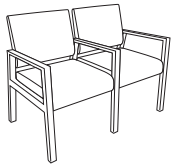
DIMENSIONS	Two Seat Lounge	Two Seat Center Arm	Three Seat Lounge
Seat Width:	21"	21"	21"
Seat Depth:	19"	19"	19"
Seat Height:	17.5"	17.5"	17.5"
Back Height:	35"	35"	35"
Arm Height:	25.5"	25.5"	25.5"
Overall Width:	46"	48"	70.5"
Overall Depth:	28"	28"	28"
Qty./Wt. per carton:	1 ea./60 lbs.	1 ea./62 lbs.	1 ea./93 lbs.


 VALENCIA WOOD
 THREE SEAT UNIT

MODEL / DESCRIPTION / LIST PRICING

3514W Wood Two-Seat - Standard Seat

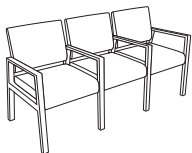
COM Yardage: 4 Yds. Seat 2 Yds. / Back 2 Yds.

COM	GR1	GR2	GR3	GR4	GR5	GR6	GR7	GR8	GR9	GR10	LEA
\$1747	\$1869	\$1945	\$2022	\$2103	\$2188	\$2275	\$2365	\$2460	\$2558	\$2661	\$3145


3515W Wood Two-Seat with Center Arm - Standard Seat

COM Yardage: 4 Yds. Seat 2 Yds. / Back 2 Yds.

COM	GR1	GR2	GR3	GR4	GR5	GR6	GR7	GR8	GR9	GR10	LEA
\$1848	\$1976	\$2056	\$2137	\$2224	\$2312	\$2405	\$2500	\$2601	\$2705	\$2813	\$3325

Note: unit has 3 pairs of legs

3516W Wood Three-Seat with Center Arms - Standard Seat

COM Yardage: 5.5 Yds. Seat 2.5 Yds. / Back 3 Yds.

COM	GR1	GR2	GR3	GR4	GR5	GR6	GR7	GR8	GR9	GR10	LEA
\$2596	\$2777	\$2889	\$3004	\$3125	\$3249	\$3379	\$3514	\$3655	\$3802	\$3953	\$4673

Note: unit has 4 pairs of legs

OPTIONS

Add upcharge to list price and code to model number

AG	Adjustable Glide	\$19/pair
FR	CAL133 Fire Retardant (TB 133) per yard	\$90/yd
MB	Moisture Barrier on seat	\$125
2FO/C	2 Fabric Option	\$49 per seat
VWAC2	Polyurethane Arm Caps - Black	-

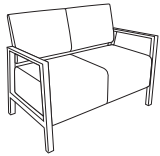
VWAC3	Polyurethane Arm Caps - Charcoal	-
VMAC4	Solid Surface Arm Caps - White	\$108 each
VMAC5	Solid Surface Arm Caps - Brown	\$108 each
VMAC6	Solid Wood Arm Caps	\$80 each

DIMENSIONS	Two Seat Lounge	Two Seat Center Arm	Three Seat Lounge
Seat Width:	21"	21"	21"
Seat Depth:	19"	19"	19"
Seat Height:	17.5"	17.5"	17.5"
Back Height:	35"	35"	35"
Arm Height:	25.5"	25.5"	25.5"
Overall Width:	46"	48"	70.5"
Overall Depth:	28"	28"	28"
Qty./Wt. per carton:	1 ea./60 lbs.	1 ea./62 lbs.	1 ea./93 lbs.



VALENCIA METAL
THREE SEAT UNIT WITH BOXCAR SEAT

MODEL / DESCRIPTION / LIST PRICING



3524M Metal Two-Seat Lounge - Boxcar Seat

COM Yardage: 5.5 Yds. Seat 3 Yds. / Back 2.5 Yds.

COM	GR1	GR2	GR3	GR4	GR5	GR6	GR7	GR8	GR9	GR10	LEA
\$2254	\$2412	\$2509	\$2609	\$2713	\$2822	\$2934	\$3052	\$3174	\$3302	\$3434	\$4058

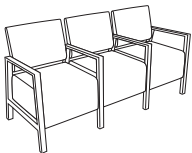


3525M Metal Two-Seat Lounge with Center Arm - Boxcar Seat

COM Yardage: 5.5 Yds. Seat 3 Yds. / Back 2.5 Yds.

COM	GR1	GR2	GR3	GR4	GR5	GR6	GR7	GR8	GR9	GR10	LEA
\$2459	\$2630	\$2736	\$2845	\$2959	\$3077	\$3200	\$3329	\$3462	\$3600	\$3744	\$4425

Note: unit has 3 pairs of legs



3526M Metal Three-Seat Lounge with Center Arms - Boxcar Seat

COM Yardage: 8.25 Yds. Seat 4.5 Yds. / Back 3.75 Yds.

COM	GR1	GR2	GR3	GR4	GR5	GR6	GR7	GR8	GR9	GR10	LEA
\$3352	\$3586	\$3729	\$3878	\$4033	\$4195	\$4362	\$4538	\$4719	\$4907	\$5103	\$6032

Note: unit has 4 pairs of legs

OPTIONS

Add upcharge to list price and code to model number

AG	Adjustable Glide	\$19/pair
FR	CAL133 Fire Retardant (TB 133) per yard	\$90/yd
MB	Moisture Barrier on seat	\$125
2FO/C	2 Fabric Option	\$49 per seat
VWAC2	Polyurethane Arm Caps - Black	-

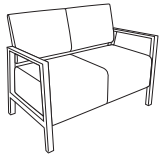
VWAC3	Polyurethane Arm Caps - Charcoal	-
VMAC4	Solid Surface Arm Caps - White	\$108 each
VMAC5	Solid Surface Arm Caps - Brown	\$108 each
VMAC6	Solid Wood Arm Caps	\$80 each
FM	Floor Mount - per unit	\$98

DIMENSIONS	Two Seat Lounge	Two Seat Center Arm	Three Seat Lounge
Seat Width:	21"	21"	21"
Seat Depth:	19"	19"	19"
Seat Height:	17.5"	17.5"	17.5"
Back Height:	35"	35"	35"
Arm Height:	25.5"	25.5"	25.5"
Overall Width:	46"	48"	70.5"
Overall Depth:	28"	28"	28"
Qty./Wt. per carton:	1 ea./60 lbs.	1 ea./62 lbs.	1 ea./93 lbs.



VALENCIA WOOD TWO SEAT
UNIT WITH BOXCAR SEAT

MODEL / DESCRIPTION / LIST PRICING



3524W Wood Two-Seat - Boxcar Seat

COM Yardage: 5.5 Yds. Seat 3 Yds. / Back 2.5 Yds.

COM	GR1	GR2	GR3	GR4	GR5	GR6	GR7	GR8	GR9	GR10	LEA
\$2095	\$2242	\$2332	\$2424	\$2521	\$2623	\$2727	\$2836	\$2950	\$3068	\$3190	\$3771

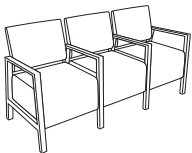


3525W Wood Two-Seat with Center Arm - Boxcar Seat

COM Yardage: 5.5 Yds. Seat 3 Yds. / Back 2.5 Yds.

COM	GR1	GR2	GR3	GR4	GR5	GR6	GR7	GR8	GR9	GR10	LEA
\$2298	\$2459	\$2557	\$2660	\$2765	\$2877	\$2991	\$3111	\$3235	\$3365	\$3499	\$4135

Note: unit has 3 pairs of legs



3526W Wood Three-Seat with Center Arms - Boxcar Seat

COM Yardage: 8.25 Yds. Seat 4.5 Yds. / Back 3.75 Yds.

COM	GR1	GR2	GR3	GR4	GR5	GR6	GR7	GR8	GR9	GR10	LEA
\$3109	\$3327	\$3460	\$3598	\$3742	\$3891	\$4047	\$4208	\$4377	\$4552	\$4734	\$5596

Note: unit has 4 pairs of legs

OPTIONS

Add upcharge to list price and code to model number

AG	Adjustable Glide	\$19/pair
FR	CAL133 Fire Retardant (TB 133) per yard	\$90/yd
MB	Moisture Barrier on seat	\$125
2FO/C	2 Fabric Option	\$49 per seat
VWAC2	Polyurethane Arm Caps - Black	-

VWAC3	Polyurethane Arm Caps - Charcoal	-
VMAC4	Solid Surface Arm Caps - White	\$108 each
VMAC5	Solid Surface Arm Caps - Brown	\$108 each
VMAC6	Solid Wood Arm Caps	\$80 each

DIMENSIONS	Two Seat Lounge	Two Seat Center Arm	Three Seat Lounge
Seat Width:	21"	21"	21"
Seat Depth:	19"	19"	19"
Seat Height:	17.5"	17.5"	17.5"
Back Height:	35"	35"	35"
Arm Height:	25.5"	25.5"	25.5"
Overall Width:	46"	48"	70.5"
Overall Depth:	28"	28"	28"
Qty./Wt. per carton:	1 ea./60 lbs.	1 ea./62 lbs.	1 ea./93 lbs.


 VALENCIA METAL FRAME
 UPHOLSTERED LOUNGE

MODEL / DESCRIPTION / LIST PRICING

3530M Metal Single Seat Lounge


COM Yardage: 5.75 Yds. Seat 1.5 Yds. / Back 1.25 Yds. / Arms: 3 Yds.

COM	GR1	GR2	GR3	GR4	GR5	GR6	GR7	GR8	GR9	GR10	LEA
\$1651	\$1767	\$1838	\$1911	\$1987	\$2067	\$2149	\$2236	\$2325	\$2419	\$2515	\$2972


3531M Metal Bariatric Lounge

COM Yardage: 6.5 Yds. Seat 2 Yds. / Back 1.5 Yds. / Arms: 3 Yds.

COM	GR1	GR2	GR3	GR4	GR5	GR6	GR7	GR8	GR9	GR10	LEA
\$1940	\$2076	\$2159	\$2245	\$2335	\$2429	\$2526	\$2627	\$2732	\$2842	\$2955	\$3492


3532M Metal Two Seat Lounge

COM Yardage: 7.5 Yds. Seat 2.5 Yds. / Back 2 Yds. / Arms: 3 Yds.

COM	GR1	GR2	GR3	GR4	GR5	GR6	GR7	GR8	GR9	GR10	LEA
\$2788	\$2983	\$3103	\$3226	\$3356	\$3490	\$3630	\$3775	\$3926	\$4083	\$4247	\$5018

OPTIONS

Add upcharge to list price and code to model number

AG	Adjustable Glide	\$19/pair
FR	CAL133 Fire Retardant (TB 133) per yard	\$90/yd
MB	Moisture Barrier on seat	\$125
2FO/C	2 Fabric Option	\$49 per seat
VWAC2	Polyurethane Arm Caps - Black	-

VWAC3	Polyurethane Arm Caps - Charcoal	-
VMAC4	Solid Surface Arm Caps - White	\$108 each
VMAC5	Solid Surface Arm Caps - Brown	\$108 each
VMAC6	Solid Wood Arm Caps	\$80 each
FM	Floor Mount - per unit	\$98

DIMENSIONS	Two Seat Lounge	Two Seat Center Arm	Three Seat Lounge
Seat Width:	21"	21"	21"
Seat Depth:	19"	19"	19"
Seat Height:	17.5"	17.5"	17.5"
Back Height:	35"	35"	35"
Arm Height:	25.5"	25.5"	25.5"
Overall Width:	46"	48"	70.5"
Overall Depth:	28"	28"	28"
Qty./Wt. per carton:	1 ea./60 lbs.	1 ea./62 lbs.	1 ea./93 lbs.



VALENCIA WOOD FRAME
UPHOLSTERED BARIATRIC LOUNGE

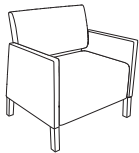
MODEL / DESCRIPTION / LIST PRICING



3530W Wood Single Seat Lounge

COM Yardage: 5.75 Yds. Seat 1.5 Yds. / Back 1.25 Yds. / Arms: 3 Yds.


COM	GR1	GR2	GR3	GR4	GR5	GR6	GR7	GR8	GR9	GR10	LEA
\$1624	\$1737	\$1807	\$1879	\$1954	\$2033	\$2115	\$2199	\$2287	\$2378	\$2473	\$2923



3531W Wood Bariatric Lounge

COM Yardage: 6.5 Yds. Seat 2 Yds. / Back 1.5 Yds. / Arms: 3 Yds.

COM	GR1	GR2	GR3	GR4	GR5	GR6	GR7	GR8	GR9	GR10	LEA
\$1913	\$2047	\$2129	\$2214	\$2302	\$2395	\$2491	\$2590	\$2693	\$2801	\$2914	\$3443



3532W Wood Two Seat Lounge

COM Yardage: 7.5 Yds. Seat 2.5 Yds. / Back 2 Yds. / Arms: 3 Yds.

COM	GR1	GR2	GR3	GR4	GR5	GR6	GR7	GR8	GR9	GR10	LEA
\$2761	\$2954	\$3073	\$3195	\$3323	\$3456	\$3595	\$3738	\$3888	\$4043	\$4205	\$4969

OPTIONS

Add upcharge to list price and code to model number

AG	Adjustable Glide	\$19/pair
FR	CAL133 Fire Retardant (TB 133) per yard	\$90/yd
MB	Moisture Barrier on seat	\$125
2FO/C	2 Fabric Option	\$49 per seat
VWAC2	Polyurethane Arm Caps - Black	-

VWAC3	Polyurethane Arm Caps - Charcoal	-
VMAC4	Solid Surface Arm Caps - White	\$108 each
VMAC5	Solid Surface Arm Caps - Brown	\$108 each
VMAC6	Solid Wood Arm Caps	\$80 each



VALENCIA OCCASIONAL TABLES

Valencia offers your choice of laminate or wood table tops built on a solid Maple or fully welded metal frame. Valencia table designs coordinate perfectly with Valencia series seating.



WOOD FRAME COFFEE TABLE



METAL FRAME END TABLE
SOLID SURFACE TOP

ORDERING INFORMATION

To Order Please Specify:

- | | |
|-----------------|-----------------------------------|
| 1) Series Name | 4) Select Table Top Material |
| 2) Model Number | 5) Edge Style Selection and Color |
| 3) Quantity | |

VALENCIA TABLE SPECIFICATIONS

Table Tops

Laminate or solid surface table tops are .75" overall thickness finished with high pressure laminate. Acrylic table tops are 1" overall thickness. ERG offers over 1000 standard laminate choices from Nevamar, Wilsonart, Formica and Pionite. Wood veneer may be stained in transparent wood stain colors.

Solid Surface top tables quoted upon request.

Metal Frame

Metal table legs are made of 14 gauge 1" x 2" steel tubing. Table frames are sandblasted and finished in your choice of standard powder coat colors.

Wood Frame

Frame and Legs are constructed of Maple, available in standard transparent wood stain colors.

Glides

Metal self leveling glides are factory installed.

COLORS / FINISHES

Metal Finish Colors:

Standard powder coat colors available.

Wood Stain Finish Colors:

All transparent wood stain colors available.

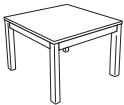




WOOD FRAME END TABLE

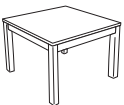




METAL FRAME COFFEE TABLE

MODEL / DESCRIPTION / LIST PRICING
VALENCIA METAL OCCASIONAL TABLES

	Model Number	Model Description	Table Top Size	Table Height	Table Top Shape	Shipping Weight	LAMINATE EDGE 2B OR 3A	WOOD VENEER EDGE 8G
	3534M	Occasional	24" x 24"	17"	square	50 lbs	\$976	\$1232
	3536M	Occasional	24" x 24"	21"	square	70 lbs	\$1046	\$1319
	3538M	Occasional	24" x 48"	17"	rectangular	85 lbs	\$1210	\$1499

VALENCIA WOOD OCCASIONAL TABLES

	Model Number	Model Description	Table Top Size	Table Height	Table Top Shape	Shipping Weight	LAMINATE EDGE 2B OR 3A	WOOD VENEER EDGE 8G
	3534W	Occasional	24" x 24"	17"	square	50 lbs	\$932	\$1188
	3536W	Occasional	24" x 24"	21"	square	70 lbs	\$1003	\$1259
	3538W	Occasional	24" x 48"	17"	rectangular	85 lbs	\$1161	\$1439

VELLA COLLECTION

The Vella features a fully upholstered seat over a stylish cold injected urethane foam shell. Vella chairs are available with several base options and two heights with finishes to accent your space. Vella chairs are also available on a swivel 5-star version with casters. Fully upholstered ottomans and occasional tables are also available as coordinating accents.



WOOD LEGS MID BACK WITH OTTOMAN


 4-STAR SWIVEL BASE
 HIGH BACK

 4-PRONG AUTO RETURN BASE
 HIGH BACK
 OPTIONAL TUFTING

ORDERING INFORMATION
To Order Please Specify:

- 1) Series Name
- 2) Model Number
- 3) Quantity
- 4) Fabric Grade and Number
- 5) Wood Stain (for wood legs)
- 6) Laminate Choice (table tops)
- 7) Optional Items
(Includes Tufting, Contrast Stitching and more)

VELLA GENERAL SPECIFICATIONS
Upholstery/Foam

- Cold injected urethane molded foam with inner steel welded frame. Also additional padding when needed!! Nice Sit!
- Vella is fully upholstered and available with fabric, crypton, vinyl or approved COM.
- 3" wide arm rest
- Tapered back design.
- Fabric must be pre-approved, please contact customer service.

Base Options

- 4-Star swivel base in black or polished chrome (28.5" diameter)
- Wood legs - Solid Beech wood tapered legs are stained in your choice of 19 standard colors.
Standard attachment is white or optional black.
3/8" steel plate counterbalance is attached for stability.
- 4-Prong automatic return base in polished chrome
- Factory installed glides
- 5-Star casters swivel base in polished chrome

Ottoman

- Fully upholstered or Fixed 18" diameter X-Base
- Black Textured or Polished Chrome X-Base finish

Occasional Tables

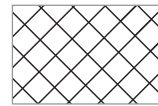
- Fully upholstered contoured base
- 1" thick laminate table top with exposed multi-ply edge or optional 3MM PVC edge

OPTIONS

- CODE: FR - CAL 133 (TB 133) Fire Retardant.
- CODE: MB - Moisture Barrier.
- CODE: 2FO - Two Fabric Option (Ottoman Only).
- CODE: TFTV - Diamond Tufting for Vella.
- CODE: VCS - Contrast Stitching for Vella.
- CODE: VBL - Black Under Metal Frame (Wood Legs).
- CODE: 3MM/S - 3MM edge on 20x17 table.
- CODE: 3MM/30 - 3MM edge on 30x30 table.
- CODE: 3MM/R - 3MM edge on 24x42 table.
- CODE: 3MM/42 - 3MM edge on 42x42 table.

TUFTING

Vella series chairs are available with diamond tufting.




diamond




VELLA - DIAMOND TUFTING DETAIL

CONTRAST STITCHING


Vella series chairs are available with contrast stitching in several colors - recommended for use on vinyl and leather only.



WHITE STITCHING



RED STITCHING



SKY BLUE STITCHING

3MM EDGE - OCCASIONAL TABLES

Vella series occasional tables are offered with the option of 3MM PVC edge for a small upcharge over the standard exposed multi-ply.



VIEW ON PAGE 6



VELLA - 4-PRONG SWIVEL CHAIRS AND
OCCASIONAL TABLE WITH 3MM EDGE

DIMENSIONS	4-Star Base High Back	4-Star Base Mid Back
Inside Width:	21.5"	21.5"
Seat Height:	17"	17"
Arm Height:	25"	25"
Overall Depth:	26"	26"
Overall Width:	27.5"	27.5"
Overall Height:	41.5"	34"
Qty./Wt. per carton:	1 ea./50 lbs.	1 ea./50 lbs.



MID BACK 4-STAR SWIVEL BASE
SHOWN IN POLISHED CHROME



HIGH BACK 4-STAR SWIVEL BASE
SHOWN IN BLACK

VELLA COLLECTION 4-STAR SWIVEL BASE

MODEL / DESCRIPTION / LIST PRICING



1990-N Mid Back - 4-Star Swivel Base (Black Textured)

COM Yardage: 2.5 yards

COM	GR1	GR2	GR3	GR4	GR5	GR6	GR7	GR8	GR9	GR10	LEA
\$2149	\$2300	\$2391	\$2487	\$2588	\$2690	\$2798	\$2910	\$3027	\$3148	\$3273	\$3870

1990 Mid Back - 4-Star Swivel Base (Polished Chrome)

COM Yardage: 2.5 yards

COM	GR1	GR2	GR3	GR4	GR5	GR6	GR7	GR8	GR9	GR10	LEA
\$2216	\$2371	\$2466	\$2565	\$2667	\$2774	\$2885	\$3000	\$3121	\$3245	\$3375	\$3988



1991-N High Back - 4-Star Swivel Base (Black Textured)

COM Yardage: 3 yards

COM	GR1	GR2	GR3	GR4	GR5	GR6	GR7	GR8	GR9	GR10	LEA
\$2282	\$2443	\$2540	\$2641	\$2747	\$2857	\$2971	\$3090	\$3213	\$3342	\$3476	\$4108

1991 High Back - 4-Star Swivel Base (Polished Chrome)

COM Yardage: 3 yards

COM	GR1	GR2	GR3	GR4	GR5	GR6	GR7	GR8	GR9	GR10	LEA
\$2349	\$2514	\$2614	\$2718	\$2827	\$2941	\$3057	\$3181	\$3307	\$3440	\$3577	\$4228



HIGH BACK AND X-BASE OTTOMAN
SHOWN IN BLACK

OPTIONS

Add upcharge to list price and code to model number

FR	CAL 133 (TB 133) Fire Retardant - per yard	\$90/yd.
MB	Moisture Barrier - per seat	\$125

TFTV	Vella Tufting - Diamond Pattern	\$149
VCS	Vella Contrast Stitching	\$78

DIMENSIONS	Ottoman 20"x20"
Overall Depth:	20"
Overall Width:	20"
Overall Height:	16"
Qty./Wt. per carton:	1 ea./20 lbs.



X-BASE OTTOMAN SHOWN IN BLACK



X-BASE OTTOMAN SHOWN IN
POLISHED CHROME

NOTE: X-Base ottoman does not swivel

MODEL / DESCRIPTION / LIST PRICING



1999-X X-Base Ottoman (Black Textured Fixed Base)

COM Yardage: Total: 1.5 Yds. / Sides: .75 Yds. / Top: .75 Yds.

COM	GR1	GR2	GR3	GR4	GR5	GR6	GR7	GR8	GR9	GR10	LEA
\$954	\$1020	\$1062	\$1104	\$1148	\$1194	\$1242	\$1292	\$1343	\$1396	\$1453	\$1717



1999-XC X-Base Ottoman (Polished Chrome Fixed Base)

COM Yardage: Total: 1.5 Yds. / Sides: .75 Yds. / Top: .75 Yds.

COM	GR1	GR2	GR3	GR4	GR5	GR6	GR7	GR8	GR9	GR10	LEA
\$976	\$1044	\$1086	\$1129	\$1174	\$1221	\$1270	\$1321	\$1373	\$1429	\$1486	\$1756

OPTIONS

Add upcharge to list price and code to model number

FR	CAL 133 (TB 133) Fire Retardant - per yard	\$90/yd.
MB	Moisture Barrier - per ottoman	\$125

VCS	Vella Contrast Stitching	\$78
2FO	Two fabric option - Ottoman Only	\$98

DIMENSIONS	Wood Legs High Back	Wood Legs Mid Back
Inside Width:	21"	21"
Seat Height:	17"	17"
Arm Height:	25.5"	25.5"
Overall Depth:	26"	26"
Overall Width:	27.5"	27.5"
Overall Height:	40"	34.5"
Qty./Wt. per carton:	1 ea./50 lbs.	1 ea./50 lbs.



MID BACK
WOOD LEGS

MODEL / DESCRIPTION / LIST PRICING



1994 Wood Legs / Fixed Seat - Mid Back

COM Yardage: 2.5 yards

COM	GR1	GR2	GR3	GR4	GR5	GR6	GR7	GR8	GR9	GR10	LEA
\$2451	\$2623	\$2728	\$2837	\$2951	\$3068	\$3192	\$3319	\$3452	\$3589	\$3733	\$4412



1995 Wood Legs / Fixed Seat - High Back

COM Yardage: 3 yards

COM	GR1	GR2	GR3	GR4	GR5	GR6	GR7	GR8	GR9	GR10	LEA
\$2547	\$2726	\$2835	\$2948	\$3066	\$3188	\$3316	\$3449	\$3587	\$3730	\$3879	\$4586



HIGH BACK WOOD LEGS
WITH OPTIONAL TUFTING

WHITE UNDER METAL
FRAME IS STANDARD

OPTIONS

Add upcharge to list price and code to model number

FR	CAL 133 (TB 133) Fire Retardant - per yard	\$90/yd.
MB	Moisture Barrier - per seat	\$125
TFTV	Vella Tufting - Diamond Pattern	\$149

VCS	Vella Contrast Stitching	\$78
VBL	Black Under Metal Frame (Wood Legs)	\$38

VELLA COLLECTION 4-PRONG AUTO RETURN BASE

DIMENSIONS	4-Prong Base High Back	4-Prong Base Mid Back
Inside Width:	21.5"	21.5"
Seat Height:	18"	18"
Arm Height:	27"	27"
Overall Depth:	26"	26"
Overall Width:	27.5"	27.5"
Overall Height:	42"	35.5"
Qty./Wt. per carton:	1 ea./50 lbs.	1 ea./50 lbs.



HIGH BACK
4-PRONG AUTO RETURN BASE
OPTIONAL TUFTING

MODEL / DESCRIPTION / LIST PRICING



1992 4-Prong Auto Return Polished Chrome Base - Mid Back

COM Yardage: 2.5 yards

COM	GR1	GR2	GR3	GR4	GR5	GR6	GR7	GR8	GR9	GR10	LEA
\$2179	\$2332	\$2424	\$2521	\$2623	\$2727	\$2836	\$2950	\$3068	\$3190	\$3318	\$3922



1993 4-Prong Auto Return Polished Chrome Base - High Back

COM Yardage: 3 yards

COM	GR1	GR2	GR3	GR4	GR5	GR6	GR7	GR8	GR9	GR10	LEA
\$2313	\$2475	\$2573	\$2677	\$2784	\$2895	\$3011	\$3132	\$3257	\$3387	\$3523	\$4164



MID BACK 4-PRONG AUTO RETURN BASE

OPTIONS

Add upcharge to list price and code to model number

FR	CAL 133 (TB 133) Fire Retardant - per yard	\$90/yd.
MB	Moisture Barrier - per seat	\$125

TFTV	Vella Tufting - Diamond Pattern	\$149
VCS	Vella Contrast Stitching	\$78

DIMENSIONS	Swivel Base High Back	Swivel Base Mid Back
Inside Width:	21"	21"
Seat Height:	18"-21"	18"-21"
Arm Height:	25.5"-30.5"	25.5"-30.5"
Overall Depth:	26"	26"
Overall Width:	27.5"	27.5"
Overall Height:	40"-45"	33.5"-38.5"
Qty./Wt. per carton:	1 ea./50 lbs.	1 ea./50 lbs.



MID BACK
5-STAR SWIVEL BASE

MODEL / DESCRIPTION / LIST PRICING



1996 5-Star Swivel Base - Mid Back

COM Yardage: 2.5 yards

COM	GR1	GR2	GR3	GR4	GR5	GR6	GR7	GR8	GR9	GR10	LEA
\$2255	\$2413	\$2509	\$2609	\$2714	\$2823	\$2935	\$3053	\$3175	\$3303	\$3435	\$4059



1997 5-Star Swivel Base - High Back

COM Yardage: 3 yards

COM	GR1	GR2	GR3	GR4	GR5	GR6	GR7	GR8	GR9	GR10	LEA
\$2425	\$2595	\$2699	\$2807	\$2919	\$3036	\$3158	\$3283	\$3415	\$3551	\$3694	\$4365



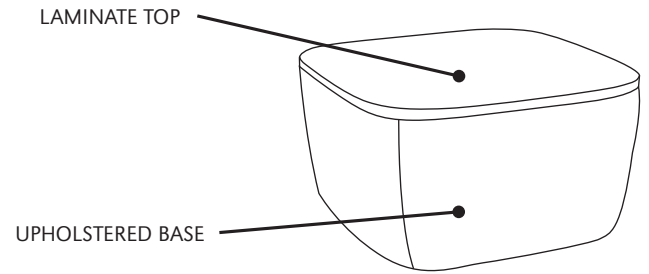
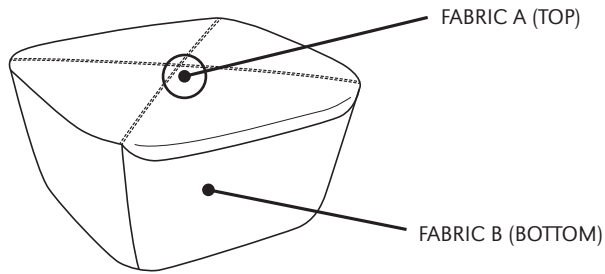
HIGH BACK
5-STAR SWIVEL BASE

OPTIONS

Add upcharge to list price and code to model number

FR	CAL 133 (TB 133) Fire Retardant - per yard	\$90/yd.
MB	Moisture Barrier - per seat	\$125

TFTV	Vella Tufting - Diamond Pattern	\$149
VCS	Vella Contrast Stitching	\$78



30 X 30 FULLY UPHOLSTERED OTTOMAN
WITH TWO FABRIC OPTION



30 X 30 UPHOLSTERED OCCASIONAL TABLE



DIMENSIONS	Ottoman 20"x17"	Ottoman 30" Sq.	Ottoman 42" Sq.	Ottoman 24"x42"
Overall Depth:	17"	30"	42"	24"
Overall Width:	20"	30"	42"	42"
Overall Height:	16"	16"	16"	16"
Qty./Wt. per carton:	1 ea./20 lbs.	1 ea./31 lbs.	1 ea./60 lbs.	1 ea./36 lbs.



UPHOLSTERED OTTOMAN



STITCHING DETAIL

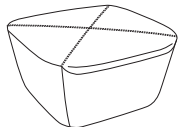
MODEL / DESCRIPTION / LIST PRICING



1999 Ottoman 20"x17"

COM Yardage: Total: 2 Yds. / Sides: 1.25 Yds. / Top: .75 Yds.

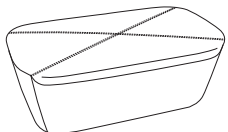
COM	GR1	GR2	GR3	GR4	GR5	GR6	GR7	GR8	GR9	GR10	LEA
\$929	\$994	\$1033	\$1075	\$1117	\$1162	\$1209	\$1258	\$1308	\$1360	\$1415	\$1672



1999-30 Ottoman 30" x 30"

COM Yardage: Total: 3.25 Yds. / Sides: 2 Yds. / Top: 1.25 Yds.

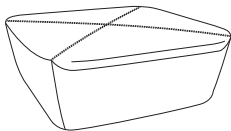
COM	GR1	GR2	GR3	GR4	GR5	GR6	GR7	GR8	GR9	GR10	LEA
\$1175	\$1257	\$1308	\$1360	\$1414	\$1470	\$1529	\$1590	\$1655	\$1721	\$1790	\$2115



1999-R Ottoman 24"x42"

COM Yardage: Total: 4 Yds. / Sides: 2.5 Yds. / Top: 1.5 Yds.

COM	GR1	GR2	GR3	GR4	GR5	GR6	GR7	GR8	GR9	GR10	LEA
\$1437	\$1537	\$1599	\$1662	\$1729	\$1799	\$1870	\$1945	\$2023	\$2104	\$2188	\$2585



1999-42 Ottoman 42" x 42"

COM Yardage: Total: 4.75 Yds. / Sides: 3 Yds. / Top: 1.75 Yds.

COM	GR1	GR2	GR3	GR4	GR5	GR6	GR7	GR8	GR9	GR10	LEA
\$1600	\$1712	\$1781	\$1852	\$1926	\$2003	\$2083	\$2167	\$2253	\$2344	\$2437	\$2880

NOTE: TOP "X" PATTERN IS STITCHING DESIGN

OPTIONS

Add upcharge to list price and code to model number

FR	CAL 133 (TB 133) Fire Retardant - per yard	\$90/yd.
MB	Moisture Barrier - per ottoman	\$125

VCS	Vella Contrast Stitching	\$78
2FO	Two fabric option - Ottoman Only	\$98

VELLA COLLECTION

OCCASIONAL TABLE

UPHOLSTERED WITH LAMINATE TOP

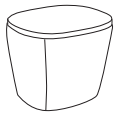
DIMENSIONS	Ottoman 20"x17"	Ottoman 30" Sq.	Ottoman 42" Sq.	Ottoman 24"x42"
Overall Depth:	17"	30"	42"	24"
Overall Width:	20"	30"	42"	42"
Overall Height:	17"	17"	17"	17"
Qty./Wt. per carton:	1 ea./50 lbs.	1 ea./50 lbs.	1 ea./50 lbs.	1 ea./50 lbs.



UPHOLSTERED OCCASIONAL TABLES

NOTE: OCCASIONAL TABLES ARE STANDARD WITH EDGE 4-B (EXPOSED MULTI-PLY)

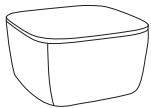
MODEL / DESCRIPTION / LIST PRICING



1998 Occasional Table 20"x17"

COM Yardage: 1.25 yards

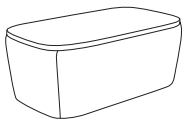
COM	GR1	GR2	GR3	GR4	GR5	GR6	GR7	GR8	GR9	GR10	LEA
\$1068	\$1143	\$1189	\$1236	\$1286	\$1337	\$1391	\$1446	\$1504	\$1564	\$1626	\$1923



1998-30 Occasional Table 30" x 30"

COM Yardage: 1.75 yards

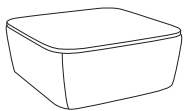
COM	GR1	GR2	GR3	GR4	GR5	GR6	GR7	GR8	GR9	GR10	LEA
\$1306	\$1397	\$1453	\$1511	\$1572	\$1635	\$1700	\$1768	\$1839	\$1912	\$1988	\$2350



1998-R Occasional Table 24"x42"

COM Yardage: 2.0 yards

COM	GR1	GR2	GR3	GR4	GR5	GR6	GR7	GR8	GR9	GR10	LEA
\$1579	\$1690	\$1757	\$1828	\$1901	\$1977	\$2056	\$2139	\$2224	\$2313	\$2406	\$2843



1998-42 Occasional Table 42" x 42"

COM Yardage: 2.5 yards

COM	GR1	GR2	GR3	GR4	GR5	GR6	GR7	GR8	GR9	GR10	LEA
\$1728	\$1849	\$1923	\$1999	\$2080	\$2163	\$2249	\$2339	\$2433	\$2530	\$2631	\$3110

OPTIONS

Add upcharge to list price and code to model number

FR	CAL 133 (TB 133) Fire Retardant - per yard	\$90/yd.
MB	Moisture Barrier - per ottoman	\$125
VCS	Vella Contrast Stitching	\$78
3MM/S	3MM PVC Edge for 20x17 Top	\$58

3MM/30	3MM PVC Edge for 30x30 Top	\$72
3MM/R	3MM PVC Edge for 24x42 Top	\$85
3MM/42	3MM PVC Edge for 42x42 Top	\$110





VENTURA TABLE OF CONTENTS

Ventura Specifications and Options	2
Ventura Seat Pricing	4
Ventura Multiple Seat Pricing	6
Ventura Bench Specification and Options	8
Ventura Bench Pricing	10
Ventura Occasional Tables Specification and Options	12
Ventura Occasional Table Pricing	13
Ventura Configurations.....	15



VENTURA COLLECTION

Ventura offers stylish upholstered guest seating and is an environmentally preferred product.



VENTURA METAL



VENTURA WOOD

ORDERING INFORMATION

To Order Please Specify:

- | | |
|-------------------------------|----------------------------|
| 1) Series Name | 6) Fabric Grade & Number |
| 2) Model Number | 7) Optional Items |
| 3) Quantity | 8) Wood Stain Finish Color |
| 4) Arm Cap Selection / Finish | 9) Frame Color / Finish |
| 5) Polyurethane Arm Cap | |
| Black or Charcoal | |

VENTURA GENERAL SPECIFICATIONS

Metal Frame Construction

1"x2" rectangular steel tubing, fabricated and all welded with built-in wall saver design.

Wood Frame Construction

All hardwood with built-in wall saver design. Tongue & groove hardwood construction.

Back

Webbing installed and high-resiliency foam bonded to wood frame. Concealed back attachment to frame.

Seat

No-sag spring installed.
Helicoil springs attached to spring and high resiliency foam is bonded to metal frame.

Underseat

Metal - Steel welded frame, welded to legs and metal apron.

Tested for 750 lbs single seat, 1000 lbs bariatric.

Wood - Steel welded frame with machine screws attached to wood frame.

Upholstery

High resiliency foam is being used. ERG uses only water based glues and adhesives in our upholstery process. Seat is covered in choice of fabric, vinyl, crypton, leather or COM.
Adjustable glides installed.

COLORS / FINISHES

Metal Finish Colors:

Standard powder coat colors available.

Wood Stain for optional wood arm caps:

All transparent wood stain colors available.

Wood Frame Arm Caps:

Unit comes standard with poly arm caps

- Black
- Charcoal

Standard Polyurethane Arm Caps (Wood Frame Only)



BLACK POLY ARM CAP – **VWAC2**



CHARCOAL POLY ARM CAP – **VWAC3**

OPTIONS

METAL FRAME (VM)

- CODE: FR - CAL 133 (TB 133) Fire Retardant.
- CODE: MB - Moisture Barrier.
- CODE: 2FO/C - Two Fabric Option (per seat).
- CODE: FM - Floor Mount.
- CODE: VMAC2 - Arm Caps, Black Polyurethane.
- CODE: VMAC3 - Arm Caps, Charcoal Polyurethane.
- CODE: VMAC4 - Arm Caps, White Solid Surface (Glacier White by Corian).
- CODE: VMAC5 - Arm Caps, Brown Solid Surface (Bronzite by Corian).
- CODE: VMAC7 - Arm Caps, Beige Solid Surface (Bone by Corian).
- CODE: VMAC8 - Arm Caps, Gray Solid Surface (Silver Grey by Corian).
- CODE: VMAC6 - Arm Caps, Solid Wood.

WOOD FRAME (VW)

- CODE: FR - CAL 133 (TB 133) Fire Retardant.
- CODE: MB - Moisture Barrier.
- CODE: 2FO/C - Two Fabric Option (per seat).
- CODE: FM - Floor Mount.
- CODE: VWAC6 - Wood Arm Cap.
- CODE: AG - Adjustable Glides

METAL FRAME



BLACK POLYURETHANE
ARM CAP — **VMAC2**



CHARCOAL POLYURETHANE
ARM CAP — **VMAC3**



BROWN SOLID SURFACE
ARM CAP — **VMAC5**



WHITE SOLID SURFACE
ARM CAP — **VMAC4**

WOOD FRAME



WOOD ARM CAP
VMAC6



WOOD ARM CAP
VWAC6

Solid Surface

Stock solid surface top is available in:

Corian Bone, Bronzite, Glacier White, and Silver Grey.



VENTURA METAL BARIATRIC
WITH ARM CAPS

DIMENSIONS	Arm Chair	Patient Back Chair	Bariatric Chair
Seat Width:	21"	21"	30"
Seat Depth:	19"	19"	19"
Seat Height:	18"	18"	18"
Back Height:	35"	45"	35"
Overall Width:	25"	25"	35"
Overall Depth:	27"	27"	27"
Qty./Wt. per carton:	1 ea./55 lbs.	1 ea./65 lbs.	1 ea./85 lbs.

MODEL / DESCRIPTION / LIST PRICING



3103 Metal - Arm Chair

COM Yardage: 2.25 Yds. Seat 1 Yd / Back 1.25 Yds.

COM	GR1	GR2	GR3	GR4	GR5	GR6	GR7	GR8	GR9	GR10	LEA
\$1356	\$1451	\$1509	\$1569	\$1632	\$1697	\$1765	\$1836	\$1909	\$1985	\$2064	\$2441



3105 Metal - Patient Back Arm Chair

COM Yardage: 2.75 Yds. Seat 1 Yd / Back 1.75 Yds.

COM	GR1	GR2	GR3	GR4	GR5	GR6	GR7	GR8	GR9	GR10	LEA
\$1569	\$1679	\$1746	\$1816	\$1888	\$1964	\$2043	\$2124	\$2209	\$2298	\$2389	\$2824



3104 Metal - Bariatric Arm Chair

COM Yardage: 2.75 Yds. Seat 1.5 Yd. / Back 1.25 Yds.

COM	GR1	GR2	GR3	GR4	GR5	GR6	GR7	GR8	GR9	GR10	LEA
\$1644	\$1759	\$1829	\$1902	\$1978	\$2058	\$2140	\$2226	\$2314	\$2407	\$2504	\$2958

OPTIONS

Add upcharge to list price and code to model number

FR	CAL 133 (TB 133) Fire Retardant per yard	\$90/yd
MB	Moisture Barrier on seat	\$125
2FO/C	2 Fabric Option	\$49 per seat
VMAC2	Polyurethane Arm Caps - Black	\$48 each
VMAC3	Polyurethane Arm Caps - Charcoal	\$48 each
VMAC4	Solid Surface Arm Caps - White	\$108 each

VMAC5	Solid Surface Arm Caps - Brown	\$108 each
VMAC7	Solid Surface Arm Caps - Beige	\$108 each
VMAC8	Solid Surface Arm Caps - Gray	\$108 each
VMAC6	Solid Wood Arm Caps	\$80 each
FM	Floor Mount	\$98

DIMENSIONS	Arm Chair	Bariatric Chair	Patient Back Chair
Seat Width:	21"	30"	21"
Seat Depth:	19"	19"	19"
Seat Height:	17.5"	17.5"	17.5"
Back Height:	35"	35"	45"
Arm Height:	25.5"	25.5"	25.5"
Overall Width:	26"	35"	26"
Overall Depth:	25"	25"	25"
Qty./Wt. per carton:	1 ea./36 lbs.	1 ea./47 lbs.	1 ea./53 lbs.



VENTURA BARIATRIC
WITH OPTIONAL
WOOD ARM CAPS

MODEL / DESCRIPTION / LIST PRICING



3021 Wood Arm Chair

COM Yardage: 2.25 Yds. Seat 1 Yd. / Back 1.25 Yds.

COM	GR1	GR2	GR3	GR4	GR5	GR6	GR7	GR8	GR9	GR10	LEA
\$1033	\$1105	\$1150	\$1196	\$1244	\$1293	\$1345	\$1398	\$1455	\$1513	\$1574	\$1860



3024 Wood Patient Back Arm Chair

COM Yardage: 2.75 Yds. Seat 1 Yd. / Back 1.75 Yds.

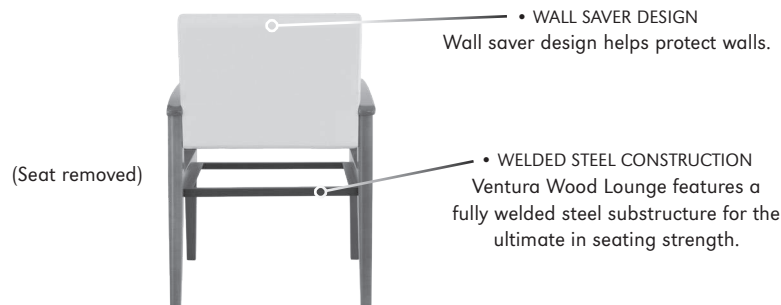
COM	GR1	GR2	GR3	GR4	GR5	GR6	GR7	GR8	GR9	GR10	LEA
\$1188	\$1271	\$1322	\$1374	\$1430	\$1487	\$1547	\$1608	\$1673	\$1740	\$1809	\$2139



3021BAR Wood Bariatric

COM Yardage: 2.75 Yds. Seat 1.5 Yds. / Back 1.25 Yds.

COM	GR1	GR2	GR3	GR4	GR5	GR6	GR7	GR8	GR9	GR10	LEA
\$1490	\$1595	\$1658	\$1724	\$1794	\$1865	\$1940	\$2018	\$2098	\$2182	\$2269	\$2682



OPTIONS

Add upcharge to list price and code to model number

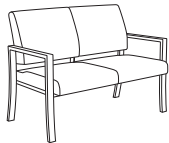
AG	Adjustable Glide	\$19/pair
FR	CAL 133 (TB 133) Fire Retardant per yard	\$90/yd
MB	Moisture Barrier on seat	\$125
2FO/C	2 Fabric Option	\$49 per seat

VWAC2	Polyurethane Arm Caps - Black	-
VWAC3	Polyurethane Arm Caps - Charcoal	-
VWAC6	Solid Wood Arm Caps	\$80 each

VENTURA COLLECTION
METAL FRAME • MULTIPLE SEATING


VENTURA METAL TWO-SEAT LOUNGE
WITH DIVIDING ARM AND OPTIONAL ARM CAPS

DIMENSIONS	Two Seat Lounge	Two Seat Center Arm	Three Seat Lounge	Three Seat Center Arms
Seat Width:	42"	21" (2)	63"	21" (3)
Seat Depth:	19"	19"	19"	19"
Seat Height:	18"	18"	18"	18"
Back Height:	35"	35"	35"	35"
Overall Width:	46"	48"	67"	71"
Overall Depth:	27"	27"	27"	27"
Qty./Wt. per carton:	1 ea./100 lbs.	1 ea./110 lbs.	1 ea./150 lbs.	1 ea./150 lbs.

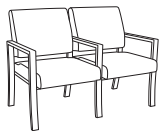
MODEL / DESCRIPTION / LIST PRICING


3106 Metal - 2-Seat Lounge

COM Yardage: 4 Yds. Seat 2 Yd. / Back 2 Yds.

COM	GR1	GR2	GR3	GR4	GR5	GR6	GR7	GR8	GR9	GR10	LEA
\$2401	\$2569	\$2672	\$2778	\$2890	\$3005	\$3125	\$3250	\$3380	\$3515	\$3656	\$4322

COM Yardage (Optional two fabrics): Backs: 1.5 Yds / Seats: 1.5 Yds

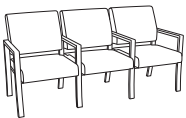


3108 Metal - 2-Seat Lounge w/Dividing Arms

COM Yardage: 4 Yds. Seat 2 Yd. / Back 2 Yds.

COM	GR1	GR2	GR3	GR4	GR5	GR6	GR7	GR8	GR9	GR10	LEA
\$2507	\$2682	\$2789	\$2902	\$3017	\$3138	\$3263	\$3394	\$3529	\$3671	\$3817	\$4513

COM Yardage (Optional two fabrics): Backs: 2 Yds / Seats: 1.5 Yds

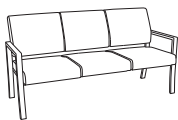


3110 Metal - 3-Seat Lounge w/Dividing Arms

COM Yardage: 6.75 Yds. Seat 3 Yd. / Back 3.75 Yds.

COM	GR1	GR2	GR3	GR4	GR5	GR6	GR7	GR8	GR9	GR10	LEA
\$3795	\$4061	\$4224	\$4393	\$4568	\$4751	\$4941	\$5139	\$5344	\$5559	\$5780	\$6832

COM Yardage (Optional two fabrics): Backs: 2.75 Yds / Seats: 2.5 Yds



3111 Metal - 3-Seat Lounge

COM Yardage: 6.75 Yds. Seat 3 Yd. / Back 3.75 Yds.

COM	GR1	GR2	GR3	GR4	GR5	GR6	GR7	GR8	GR9	GR10	LEA
\$3618	\$3871	\$4025	\$4187	\$4353	\$4528	\$4709	\$4897	\$5094	\$5297	\$5509	\$6511

COM Yardage (Optional two fabrics): Backs: 2.75 Yds / Seats: 2.5 Yds

OPTIONS

Add upcharge to list price and code to model number

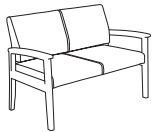
FR	CAL 133 (TB 133) Fire Retardant per yard	\$90/yd
MB	Moisture Barrier on seat	\$125
VMAC2	Polyurethane Arm Caps - Black	\$48 each
VMAC3	Polyurethane Arm Caps - Charcoal	\$48 each
VMAC4	Solid Surface Arm Caps - White	\$108 each
VMAC5	Solid Surface Arm Caps - Brown	\$108 each

VMAC7	Solid Surface Arm Caps - Beige	\$108 each
VMAC8	Solid Surface Arm Caps - Gray	\$108 each
VMAC6	Solid Wood Arm Caps	\$80 each
FM	Floor Mount	\$98 per unit
2FO/C	2 Fabric Option	\$49 per seat

DIMENSIONS	Two Seat Lounge	Two Seat Center Arm	Three Seat Lounge
Seat Width:	21"	21"	21"
Seat Depth:	19"	19"	19"
Seat Height:	17.5"	17.5"	17.5"
Back Height:	35"	35"	35"
Arm Height:	25.5"	25.5"	25.5"
Overall Width:	46"	48"	70.5"
Overall Depth:	28"	28"	28"
Qty./Wt. per carton:	1 ea./60 lbs.	1 ea./62 lbs.	1 ea./93 lbs.



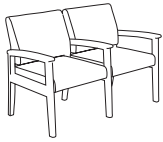
VENTURA THREE-SEAT LOUNGE

MODEL / DESCRIPTION / LIST PRICING

3022 Wood Two-Seat Lounge

COM Yardage: 4 Yds. Seat 2 Yds. / Back 2 Yds.

COM	GR1	GR2	GR3	GR4	GR5	GR6	GR7	GR8	GR9	GR10	LEA
\$1892	\$2025	\$2106	\$2190	\$2278	\$2369	\$2463	\$2563	\$2665	\$2772	\$2882	\$3406

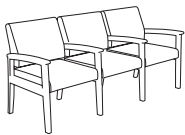
COM Yardage (Optional two fabrics): Back: 2 Yds / Seat: 1.5 Yds


3023 Wood Two-Seat Lounge with Dividing Arm

COM Yardage: 4 Yds. Seat 2 Yd. / Back 2 Yds.

COM	GR1	GR2	GR3	GR4	GR5	GR6	GR7	GR8	GR9	GR10	LEA
\$2018	\$2159	\$2245	\$2335	\$2429	\$2526	\$2627	\$2732	\$2841	\$2954	\$3073	\$3632

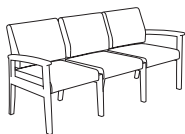
COM Yardage (Optional two fabrics): Back: 2 Yds / Seat: 1.5 Yds


3025 Wood Three-Seat Lounge with Dividing Arms

COM Yardage: 5.5 Yds. Seat 2.5 Yds. / Back 3 Yds.

COM	GR1	GR2	GR3	GR4	GR5	GR6	GR7	GR8	GR9	GR10	LEA
\$2964	\$3171	\$3298	\$3430	\$3568	\$3710	\$3859	\$4012	\$4174	\$4340	\$4514	\$5334

COM Yardage (Optional two fabrics): Back: 2.75 Yds / Seat: 2.5 Yds


3026 Wood Three-Seat Lounge

COM Yardage: 5.5 Yds. Seat 2.5 Yd. / Back 3 Yds.

COM	GR1	GR2	GR3	GR4	GR5	GR6	GR7	GR8	GR9	GR10	LEA
\$3440	\$3681	\$3828	\$3981	\$4140	\$4306	\$4478	\$4658	\$4844	\$5037	\$5239	\$6192

COM Yardage (Optional two fabrics): Back: 2.75 Yds / Seat: 2.5 Yds

OPTIONS

Add upcharge to list price and code to model number

AG	Adjustable Glide	\$19/pair
FR	CAL 133 (TB 133) Fire Retardant per yard	\$90/yd
MB	Moisture Barrier on seat	\$125
2FO/C	2 Fabric Option	\$49 per seat

VWAC2	Polyurethane Arm Caps - Black	-
VWAC3	Polyurethane Arm Caps - Charcoal	-
VWAC6	Wood Arm Caps	\$80 each

VENTURA BENCH

The Ventura Bench features two and three seat benches on substantial metal and wood frames. Optional On-Line Tables can replace upholstered seat unit. Bench seating with your choice of fabric, laminate and wood or metal frame finish. Ideal for high use waiting areas.



METAL FRAME
3 SEAT WITH OPTIONAL
WOOD ARM CAPS



WOOD FRAME
3 SEAT WITH OTTOMAN WOOD ARM CAPS

ORDERING INFORMATION

To Order Please Specify:

- | | |
|-------------------------------|--------------------------|
| 1) Series Name | 5) Frame Color / Finish |
| 2) Model Number | 6) Fabric Grade & Number |
| 3) Quantity | 7) Optional Items |
| 4) Arm Cap Selection / Finish | |

VENTURA GENERAL SPECIFICATIONS

Metal Frame Construction

Frame is constructed of 1" x 2" rectangular tube steel, braze welded for extra strength – **tested for 750 lbs per single seat.** Built in wall saver design. No-sag springs are installed in seat along with interlocking helicoil springs to prevent sagging and provide support. Back is supported with ultraflex spring webbing.

Wood Frame Construction

The wood frame is constructed of solid Beech, re-enforced with welded steel frame seating supports. Built in wall saver design. No sag-springs are installed in seat along with interlocking helicoil springs to prevent sagging and provide support.

Upholstery

Ventura Bench has fully upholstered seats. Seat cushions are 2" graded high resiliency (H.R.) block foam, covered entirely with special bonded polyester fiber to protect final upholstery. ERG uses only water based glues and adhesives in our upholstery process. Seat is covered in choice of fabric, vinyl, crypton, leather or COM.

Arm Caps

Standard with rectangular tube metal Arms. Solid Wood, Polyurethane and Solid Surface Arm Caps optional.

Table Tops

Table tops are laminated on all sides with your choice of over 1000 standard laminates. Wood Veneer, Solid Surface and Acrylic also available.

Glides

Metal glides are installed on all benches.

COLORS / FINISHES

Metal Finish Colors:

Standard powder coat colors available.

Wood Stain Finish Colors:

All transparent wood stain colors available.

Wood Stain for optional wood arm caps:

All transparent wood stain colors available.

Wood Frame Arm Caps:

Unit comes standard with poly arm caps

- Black
- Charcoal

Standard Polyurethane Arm Caps (Wood Frame Only)



BLACK POLY ARM CAP – **VWAC2**




CHARCOAL POLY ARM CAP – **VWAC3**


OPTIONS

METAL (VM)

- CODE: FR - CAL 133 (TB 133) Fire Retardant.
- CODE: MB - Moisture Barrier.
- CODE: 2FO/C - Two Fabric Option (per seat).
- CODE: FM - Floor Mount.
- CODE: VMAC2 - Arm Caps, Black Polyurethane.
- CODE: VMAC3 - Arm Caps, Charcoal Polyurethane.
- CODE: VMAC4 - Arm Caps, White Solid Surface (Glacier White by Corian).
- CODE: VMAC5 - Arm Caps, Brown Solid Surface (Bronzite by Corian).
- CODE: VMAC7 - Arm Caps, Beige Solid Surface (Bone by Corian).
- CODE: VMAC8 - Arm Caps, Gray Solid Surface (Silver Grey by Corian).



3 PIECE METAL UNIT WITH FLUSH CENTER
TABLE AND OPTIONAL ARM CAPS



3 PIECE METAL UNIT WITH LOWERED CENTER
TABLE AND OPTIONAL ARM CAPS

WOOD (VW)

- CODE: VMAC6 - Arm Caps, Solid Wood.
- CODE: FR - CAL 133 (TB 133) Fire Retardant.
- CODE: MB - Moisture Barrier.
- CODE: 2FO/C - Two Fabric Option (per seat).
- CODE: FM - Floor Mount.
- CODE: VWAC6 - Wood Arm Caps.



3 PIECE WOOD UNIT WITH
FLUSH CENTER TABLE



3 PIECE WOOD UNIT WITH
LOWERED CENTER TABLE

DIMENSIONS	Two Seat	Three Seat	3118 w/Table	3120 w/Table
Overall Width:	46"	67"	67"	67"
Overall Depth:	25"	25"	25"	25"
Seat Height:	18"	18"	18"	18"
Arm Height:	21"	21"	21"	21"
Qty./Wt.:	1 ea./110 lbs.	1 ea./150 lbs.	1 ea./140 lbs.	1 ea./150 lbs.



METAL FRAME - 3 SEAT BENCH WITH
OPTIONAL WOOD ARM CAPS

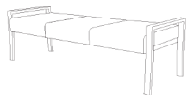
MODEL / DESCRIPTION / LIST PRICING



3114 Metal Two Seat Bench

COM Yardage: 2 Yds.

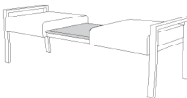
COM	GR1	GR2	GR3	GR4	GR5	GR6	GR7	GR8	GR9	GR10	LEA
\$2137	\$2287	\$2378	\$2473	\$2572	\$2675	\$2782	\$2893	\$3008	\$3130	\$3255	\$3848



3116 Metal Three Seat Bench

COM Yardage: 3 Yds.

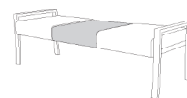
COM	GR1	GR2	GR3	GR4	GR5	GR6	GR7	GR8	GR9	GR10	LEA
\$3012	\$3223	\$3352	\$3486	\$3625	\$3770	\$3921	\$4078	\$4240	\$4411	\$4588	\$5422



3118 Metal 3-Piece Unit w/Lowered Center Table

COM Yardage: 2 Yds.

COM	GR1	GR2	GR3	GR4	GR5	GR6	GR7	GR8	GR9	GR10	LEA
\$2793	\$2989	\$3108	\$3232	\$3362	\$3496	\$3635	\$3781	\$3932	\$4090	\$4253	\$5026



3120 Metal 3-Piece Unit w/Flush Center Table

COM Yardage: 2 Yds.

COM	GR1	GR2	GR3	GR4	GR5	GR6	GR7	GR8	GR9	GR10	LEA
\$3060	\$3272	\$3404	\$3540	\$3682	\$3829	\$3982	\$4142	\$4308	\$4480	\$4660	\$5507

OPTIONS

Add upcharge to list price and code to model number

FR	CAL 133 (TB 133) Fire Retardant per yard	\$90/yd
MB	Moisture Barrier per seat	\$125
VMAC2	Polyurethane Arm Caps - Black	\$58 each
VMAC3	Polyurethane Arm Caps - Charcoal	\$58 each
VMAC4	Solid Surface Arm Caps - White	\$108 each
VMAC5	Solid Surface Arm Caps - Brown	\$108 each

VMAC7	Solid Surface Arm Caps - Beige	\$108 each
VMAC8	Solid Surface Arm Caps - Gray	\$108 each
VMAC6	Solid Wood Arm Caps	\$80 each
FM	Floor Mount - per unit	\$98
2FO/C	2 Fabric Option	\$49 per seat

DIMENSIONS	Two Seat	Three Seat	3106 Table	3108 Table
Overall Width:	45"	66"	20.5"	20.5"
Overall Depth:	25"	25"	21.5"	24"
Seat Height:	18"	18"	–	–
Arm Height:	22"	22"	–	–
Qty./Wt.:	1 ea./45 lbs.	1 ea./65 lbs.	call	call



WOOD FRAME - 3 SEAT BENCH
WITH OPTIONAL WOOD ARM CAPS

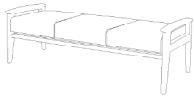
MODEL / DESCRIPTION / LIST PRICING



3040 Wood Two Seat Bench

COM Yardage: 2 Yds.

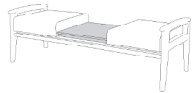
COM	GR1	GR2	GR3	GR4	GR5	GR6	GR7	GR8	GR9	GR10	LEA
\$2292	\$2454	\$2552	\$2654	\$2760	\$2870	\$2986	\$3104	\$3229	\$3358	\$3491	\$4127



3041 Wood Three Seat Bench

COM Yardage: 3 Yds.

COM	GR1	GR2	GR3	GR4	GR5	GR6	GR7	GR8	GR9	GR10	LEA
\$3217	\$3442	\$3581	\$3722	\$3872	\$4028	\$4188	\$4356	\$4530	\$4711	\$4900	\$5791

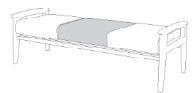


3042 Wood 3-Piece Unit w/Lowered Center Table

COM Yardage: 2 Yds.

COM	GR1	GR2	GR3	GR4	GR5	GR6	GR7	GR8	GR9	GR10	LEA
\$2988	\$3196	\$3325	\$3456	\$3595	\$3740	\$3889	\$4044	\$4205	\$4374	\$4550	\$5377

*For all other table surfaces call for price quote.




3043 Wood 3-Piece Unit w/Flush Center Table

COM Yardage: 2 Yds.

COM	GR1	GR2	GR3	GR4	GR5	GR6	GR7	GR8	GR9	GR10	LEA
\$3262	\$3491	\$3631	\$3777	\$3927	\$4084	\$4249	\$4418	\$4594	\$4779	\$4969	\$5874

*For all other table surfaces call for price quote.



WOOD ONLY!
WELDED STEEL CONSTRUCTION
Ventura Wood Lounge features a fully welded steel substructure for the ultimate in seating strength.

OPTIONS

Add upcharge to list price and code to model number

FR	CAL 133 (TB 133) Fire Retardant per yard	\$90/yd
MB	Moisture Barrier per seat	\$125
2FO/C	2 Fabric Option	\$49 per seat

VWAC2	Polyurethane Arm Caps - Black	–
VWAC3	Polyurethane Arm Caps - Charcoal	–
VWAC6	Wood Arm Caps in matching stain	\$80 each

VENTURA OCCASIONAL TABLES

Ventura Tables are topped with laminate, wood veneer or a solid surface on stylish steel frame which coordinates with our Ventura Seating.



METAL



METAL
MIDDLE ON-LINE TABLE



METAL
QUARTER ROUND ON-LINE TABLE



METAL
END (L or R) ON-LINE TABLE



METAL
FLUSH TOP - FT



METAL
LOWERED TOP - LT



METAL FRAME
END TABLE



METAL FRAME
COFFEE TABLE 42" or 60"

WOOD



WOOD
MIDDLE ON-LINE TABLE



WOOD
END (L or R) ON-LINE TABLE



WOOD FRAME
END TABLE



WOOD FRAME
COFFEE TABLE 42" or 60"

ORDERING INFORMATION

To Order Please Specify:

- | | |
|--|-----------------------------------|
| 1) Series Name | 6) Edge Style Selection and Color |
| 2) Model Number | 7) Select Frame Finish: |
| 3) Quantity | Metal - All ERG Powdercoats |
| 4) Select Table Top Material | Wood - All ERG Powdercoats |
| 5) Select Table Top Option
(Flush or Lowered) | |

VENTURA SPECIFICATIONS

Table Tops

Laminate tops are .75" overall thickness and finished with high pressure laminate. ERG offers over 1000 standard laminate choices from Nevamar, Wilsonart, Formica and Pionite. Wood veneer (maple) may be stained in any of ERG's transparent wood stain colors.

Note: Solid Surface tops are .75" thick, acrylic tops are 1" thick and are both quoted upon request.

Metal Frame

Metal table legs are made of 14 gauge 1" x 2" steel tubing. Table frames are sandblasted and finished in your choice of standard powder coat colors.

Wood Frame

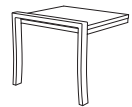

Frame and Legs are constructed of Maple, available in standard transparent wood stain colors.

Glides

Metal self leveling glides are factory installed.


 OCCASIONAL TABLE
 WITH LOWERED TOP

 ONLINE TABLE
 WITH FLUSH TOP

MODEL / DESCRIPTION / LIST PRICING
VENTURA METAL OCCASIONAL TABLES





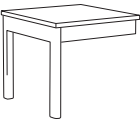

	Model Number	Model Description	Table Top Size	Table Height	Table Top Shape	Shipping Weight	LAMINATE EDGE 2B OR 3A	WOOD VENEER EDGE 8G
	VM2122	Occasional	21.5" x 22"	18"	square	55 lbs	\$1092	\$1268
	VM2142	Occasional	21.5" x 42"	18"	rectangular	70 lbs	\$1504	\$1775
	VM2160	Occasional	21.5" x 60"	18"	rectangular	75 lbs	\$1663	\$1893
	VMO2122	Online Table	21" x 22"	15.5"	square	15 lbs	\$673	\$827
	VM2122R	Online Table	21" x 22"	15.5"	square	30 lbs	\$903	\$1044
	VM2122L	Online Table	21" x 22"	15.5"	square	30 lbs	\$903	\$1044
		(Right/Left - When seated)						
	VM26Q	Online Table	26" x 26"	15.5"	quarter round	30 lbs	\$967	\$1125

OPTIONS

Add upcharge to list price and code to model number

FT	Flush Table Top	NC	LT	Lowered Table Top	NC
----	-----------------	----	----	-------------------	----


MODEL / DESCRIPTION / LIST PRICING
VENTURA WOOD OCCASIONAL TABLES

	Model Number	Model Description	Table Top Size	Table Height	Table Top Shape	Shipping Weight	LAMINATE EDGE 2B OR 3A	WOOD VENEER EDGE 8G
	VW20S	Occasional	20" x 20"	18"	square	50 lbs	\$1053	\$1220
	VW2042	Occasional	20" x 42"	18"	rectangular	70 lbs	\$1454	\$1643
	VW2060	Occasional	20" x 60"	18"	rectangular	75 lbs	\$1610	\$1785
	VW02120	Occasional	21.5" x 20"	15.5"	square	15 lbs	\$747	\$894
	VW20SR	Occasional	20" x 20"	15.5"	square	30 lbs	\$979	\$1134
	VW20SL	Occasional	20" x 20"	15.5"	square	30 lbs	\$979	\$1134
	(Right/Left - When seated)							
	VW26Q	Occasional	26.5" x 26.5"	15.5"	quarter round	25 lbs	\$1076	\$1250

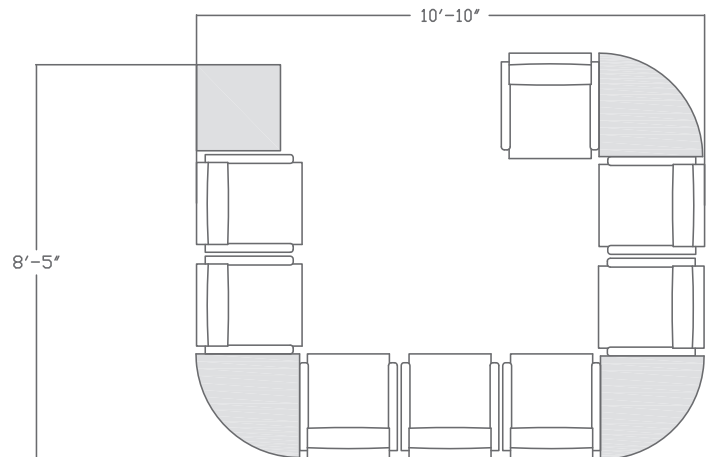
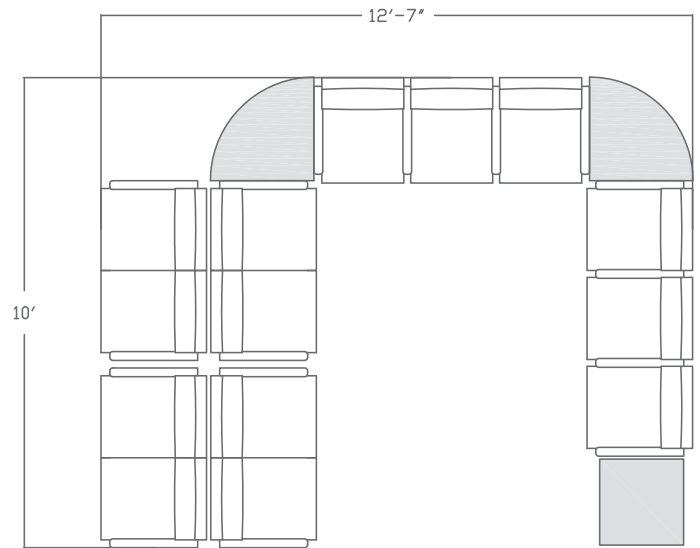
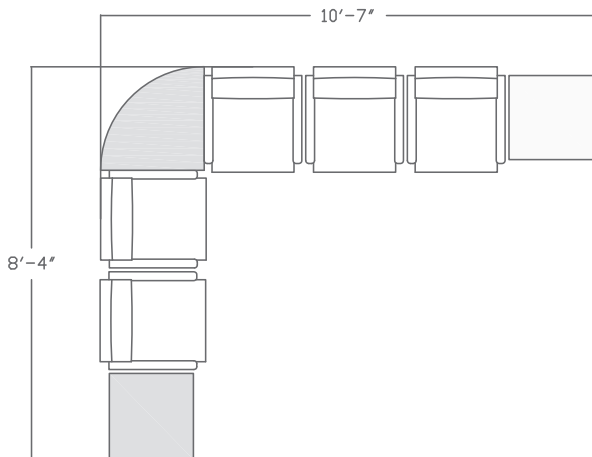
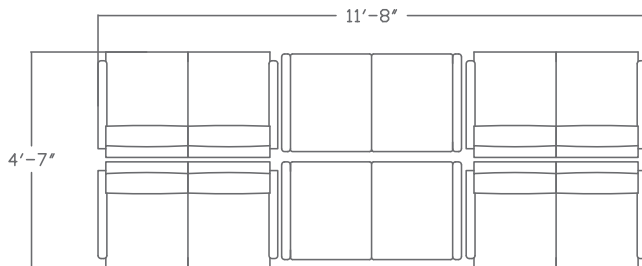
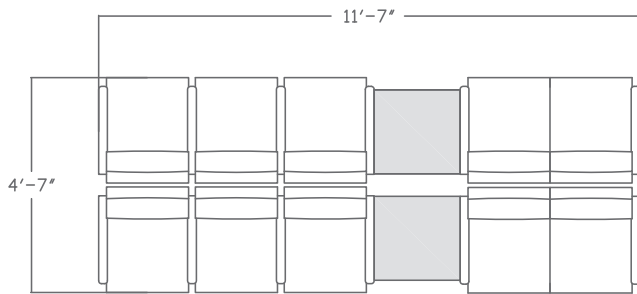


METAL



WOOD

CONFIGURATIONS USING ONLINE TABLES AVAILABLE



CAD Design and Engineering services per your specifications are available to customers requesting this service.

Please provide exact room dimensions, desired configuration and seating requirements and fax your order to

ERG Customer Service: 1-805-981-9878 or call toll free: 1-800-446-1186

VERONA SERIES

The Verona Banquette is the perfect choice for your perimeter seating or dining needs. Seats and backs can be upholstered with matching fabrics, or choose an optional two tone or vinyl and fabric combination to match any color scheme. Frame can be finished in your choice of laminate or optional wood veneer.



VERONA BANQUETTE



BACK TO BACK VERONA WITH
CLEAN OUT OPTION

ORDERING INFORMATION

- | | |
|----------------------------|---------------------------|
| 1) Series Name | 5) Contrasting Fabrics |
| 2) Model Number | 6) Laminate Selection |
| 3) Quantity | 7) Veneer Species & Stain |
| 4) Fabric Grade and Number | 8) Optional Items |

VERONA GENERAL SPECIFICATIONS

Upholstery

Seat and back are covered in choice of fabric, vinyl, crypton, leather or COM. ERG uses only water based glues and adhesives in our upholstery process.

Frame Construction

The Verona frame is made of multi-ply hardwood and finished with your choice of laminates or optional wood veneer. All foam is fully bonded to frame. Seat cushions are 3" graded high resiliency (H.R.) block foam with back 2" (H.R.) foam, covered entirely with special bonded polyester fiber to protect final upholstery. Cushions are supported by no-sag springs. The Verona back cushion is removable and the seat frame is constructed of multi-ply hardwood and is removable. The recessed base is available in your choice of laminates.

Anchoring

Verona dining benches are easy to anchor to the floor. Hardware for securing the unit to the floor is not included

Note:

Please allow extra fabric for repeat design.

COLORS / FINISHES

Contrasting Fabric:

Contrasting fabrics are available, see options for pricing.

OPTIONS

- CODE: FR - CAL 133 (TB 133) Fire Retardant.
- CODE: MB -Moisture Barrier (up to 60" overall width).
- CODE: MB60 -Moisture Barrier (over 60" overall width).
- CODE: MBB -Moisture Barrier (up to 60" overall width Back-to-Back).
- CODE: MBB60 -Moisture Barrier (over 60" overall width Back-to-Back).
- CODE: 2FO - Two Fabric Option.
- CODE: USS - Underseat storage for 48" and 60".
- CODE: MTL - Metal Legs: - select color from standard finishes.
- CODE: CO - Clean Out (overall width up to 50")
- CODE: CO1 - Clean Out (overall width over 50")



CUSTOM CURVED VERONA




METAL LEG OPTION

DIMENSIONS	48" Wide Banquette	60" Wide Banquette	72" Wide Banquette
Seat Depth:	20"	20"	20"
Seat Height:	18"	18"	18"
Overall Width:	48"	60"	72"
Overall Depth:	27"	27"	27"
Overall Height:	36"	36"	36"
Qty./Wt.:	1 ea. 110 lbs	1 ea. 165 lbs	1 ea. 210 lbs



VERONA

MODEL / DESCRIPTION / LIST PRICING



650 48" Wide Banquette - Laminate Frame

COM Yardage: Total: 4 Yds. / Back: 2 Yds. / Seat: 2 Yds.

COM	GR1	GR2	GR3	GR4	GR5	GR6	GR7	GR8	GR9	GR10	LEA
\$3248	\$3476	\$3614	\$3759	\$3910	\$4066	\$4229	\$4398	\$4574	\$4757	\$4946	\$5847

For unfinished back laminate frame deduct \$200

651 48" Wide Banquette - Wood Veneer Frame

COM Yardage: Total: 4 Yds. / Back: 2 Yds. / Seat: 2 Yds.

COM	GR1	GR2	GR3	GR4	GR5	GR6	GR7	GR8	GR9	GR10	LEA
\$4546	\$4865	\$5060	\$5263	\$5473	\$5692	\$5919	\$6156	\$6403	\$6659	\$6925	\$8185

For unfinished back veneer frame deduct \$400

652 60" Wide Banquette - Laminate Frame

COM Yardage: Total: 5 Yds. / Back: 2.5 Yds. / Seat: 2.5 Yds.

COM	GR1	GR2	GR3	GR4	GR5	GR6	GR7	GR8	GR9	GR10	LEA
\$4796	\$5132	\$5337	\$5550	\$5772	\$6003	\$6244	\$6493	\$6753	\$7023	\$7303	\$8632

For unfinished back laminate frame deduct \$225

653 60" Wide Banquette - Wood Veneer Frame

COM Yardage: Total: 5 Yds. / Back: 2.5 Yds. / Seat: 2.5 Yds.

COM	GR1	GR2	GR3	GR4	GR5	GR6	GR7	GR8	GR9	GR10	LEA
\$6714	\$7184	\$7472	\$7771	\$8081	\$8405	\$8741	\$9091	\$9455	\$9832	\$10225	\$12086

For unfinished back veneer frame deduct \$450

654 72" Wide Banquette - Laminate Frame

COM Yardage: Total: 6 Yds. / Back: 3 Yds. / Seat: 3 Yds.

COM	GR1	GR2	GR3	GR4	GR5	GR6	GR7	GR8	GR9	GR10	LEA
\$6497	\$6953	\$7231	\$7520	\$7821	\$8134	\$8458	\$8797	\$9149	\$9515	\$9896	\$11696

For unfinished back laminate frame deduct \$250

655 72" Wide Banquette - Wood Veneer Frame

COM Yardage: Total: 6 Yds. / Back: 3 Yds. / Seat: 3 Yds.

COM	GR1	GR2	GR3	GR4	GR5	GR6	GR7	GR8	GR9	GR10	LEA
\$9094	\$9730	\$10120	\$10524	\$10946	\$11383	\$11838	\$12312	\$12804	\$13317	\$13850	\$16369

For unfinished back veneer frame deduct \$500


OPTIONS

Add upcharge to list price and code to model number

FR	CAL 133 (TB 133) Fire Retardant per yard	\$90/yd.
MB	Moisture Barrier - up to 60" width	\$125 each
MB60	Moisture Barrier - over 60" width	\$200 each
2FO	Two Fabric Option	\$98

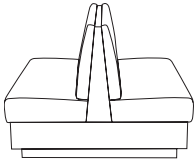
USS	Under Seat Fully Lined Storage - for 48" and 60"	\$450
MTL	Metal Legs - per unit	subtract \$50
CO	Clean Out (overall width up to 50")	\$250
CO1	Clean Out (overall width over 50")	\$385

DIMENSIONS	48" Wide Banquette	60" Wide Banquette	72" Wide Banquette
Seat Depth:	20"	20"	20"
Seat Height:	18"	18"	18"
Overall Width:	48"	60"	72"
Overall Depth:	52"	52"	52"
Overall Height:	36"	36"	36"
Qty./Wt.:	1 ea./150 lbs.	1 ea./200 lbs.	1 ea./245 lbs.



BACK TO BACK VERONA
WITH CLEAN OUT OPTION

MODEL / DESCRIPTION / LIST PRICING



650-B2B 48" Wide Back to Back - Laminate Frame

COM Yardage: Total: 8 Yds. / Back: 4 Yds. / Seat: 4 Yds.

COM	GR1	GR2	GR3	GR4	GR5	GR6	GR7	GR8	GR9	GR10	LEA
\$6173	\$6605	\$6869	\$7144	\$7429	\$7727	\$8035	\$8357	\$8692	\$9039	\$9401	\$11111

651-B2B 48" Wide Back to Back - Wood Veneer Frame

COM Yardage: Total: 8 Yds. / Back: 4 Yds. / Seat: 4 Yds.

COM	GR1	GR2	GR3	GR4	GR5	GR6	GR7	GR8	GR9	GR10	LEA
\$8639	\$9244	\$9614	\$9999	\$10398	\$10814	\$11247	\$11697	\$12164	\$12651	\$13156	\$15550

652-B2B 60" Wide Back to Back - Laminate Frame

COM Yardage: Total: 10 Yds. / Back: 5 Yds. / Seat: 5 Yds.

COM	GR1	GR2	GR3	GR4	GR5	GR6	GR7	GR8	GR9	GR10	LEA
\$9111	\$9749	\$10139	\$10545	\$10966	\$11406	\$11861	\$12337	\$12829	\$13343	\$13877	\$16401

653-B2B 60" Wide Back to Back - Wood Veneer Frame

COM Yardage: Total: 10 Yds. / Back: 5 Yds. / Seat: 5 Yds.

COM	GR1	GR2	GR3	GR4	GR5	GR6	GR7	GR8	GR9	GR10	LEA
\$12753	\$13646	\$14191	\$14759	\$15349	\$15963	\$16602	\$17266	\$17957	\$18675	\$19422	\$22954

654-B2B 72" Wide Back to Back - Laminate Frame

COM Yardage: Total: 12 Yds. / Back: 6 Yds. / Seat: 6 Yds.

COM	GR1	GR2	GR3	GR4	GR5	GR6	GR7	GR8	GR9	GR10	LEA
\$12344	\$13209	\$13737	\$14287	\$14858	\$15452	\$16070	\$16713	\$17381	\$18077	\$18800	\$22220

655-B2B 72" Wide Back to Back - Wood Veneer Frame

COM Yardage: Total: 12 Yds. / Back: 6 Yds. / Seat: 6 Yds.

COM	GR1	GR2	GR3	GR4	GR5	GR6	GR7	GR8	GR9	GR10	LEA
\$17278	\$18487	\$19228	\$19996	\$20796	\$21628	\$22493	\$23392	\$24329	\$25301	\$26314	\$31101

OPTIONS

Add upcharge to list price and code to model number

FR	CAL 133 (TB 133) Fire Retardant per yard	\$90/yd.
MBB	Moisture Barrier - up to 60" width (Back-to-Back)	\$250 each
MBB60	Moisture Barrier - over 60" width (Back-to-Back)	\$400 each
2FO	Two Fabric Option	\$98

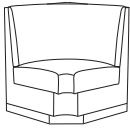
USS	Under Seat Fully Lined Storage - for 48" and 60"	\$450
MTL	Metal Legs - per unit	subtract \$50
CO	Clean Out (overall width up to 50")	\$250
CO1	Clean Out (overall width over 50")	\$385

DIMENSIONS	90° Corner Banquettes
Seat Depth:	18.5"
Seat Width:	18.5"
Seat Height:	18"
Overall Width:	30"
Overall Depth:	30"
Overall Height:	36"
Qty./Wt.:	1 ea./150 lbs.



VERONA CORNER UNIT

MODEL / DESCRIPTION / LIST PRICING



660 Verona 90° Corner Unit - Laminate Frame


COM Yardage: Total: 6.5 Yds. / Back: 4.5 Yds. / Seat: 2 Yds.

COM	GR1	GR2	GR3	GR4	GR5	GR6	GR7	GR8	GR9	GR10	LEA
\$2940	\$3146	\$3271	\$3403	\$3538	\$3680	\$3827	\$3981	\$4140	\$4306	\$4478	\$5292

661 Verona 90° Corner Unit - Wood Veneer Frame

COM Yardage: Total: 6.5 Yds. / Back: 4.5 Yds. / Seat: 2 Yds.

COM	GR1	GR2	GR3	GR4	GR5	GR6	GR7	GR8	GR9	GR10	LEA
\$4410	\$4719	\$4907	\$5103	\$5308	\$5520	\$5741	\$5971	\$6210	\$6458	\$6717	\$7938



VERONA "U-SHAPE" CONFIGURATION

OPTIONS

Add upcharge to list price and code to model number

FR	CAL 133 (TB 133) Fire Retardant per yard	\$90/yd.
MB	Moisture Barrier - up to 60" width	\$125 each
2FO	Two Fabric Option	\$98

MTL	Metal Legs - per unit	subtract \$50
CO	Clean Out (overall width up to 50")	\$250

PRIVACY PANELS ONLY

DIMENSIONS	48" Wide Privacy Panel	60" Wide Privacy Panel	72" Wide Privacy Panel
*Panel Depth:	1"	1"	1"
Panel Width:	48"	60"	72"
Panel Height:	48"	48"	48"

UPHOLSTERED
PRIVACY PANEL

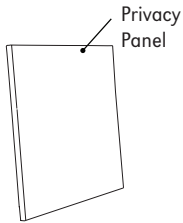


NAPOLI BANQUETTE



1/2" THICK ACRYLIC
PRIVACY PANELS AVAILABLE

MODEL / DESCRIPTION / LIST PRICING



360P	48" Wide Privacy Panel					COM Yardage: Total: 3 Yds. (Please allow extra fabric for repeat design.)						
COM	GR1	GR2	GR3	GR4	GR5	GR6	GR7	GR8	GR9	GR10	LEA	
\$948	\$1015	\$1055	\$1098	\$1141	\$1187	\$1234	\$1283	\$1334	\$1389	\$1443	\$1706	
LAMINATE			VENEER			ACRYLIC						
\$929			\$1827			CALL						

362P	60" Wide Privacy Panel					COM Yardage: Total: 4 Yds. (Please allow extra fabric for repeat design.)						
COM	GR1	GR2	GR3	GR4	GR5	GR6	GR7	GR8	GR9	GR10	LEA	
\$1250	\$1339	\$1391	\$1448	\$1505	\$1565	\$1627	\$1693	\$1760	\$1831	\$1904	\$2251	
LAMINATE			VENEER			ACRYLIC						
\$1214			\$2350			CALL						

365P	72" Wide Privacy Panel					COM Yardage: Total: 5 Yds. (Please allow extra fabric for repeat design.)						
COM	GR1	GR2	GR3	GR4	GR5	GR6	GR7	GR8	GR9	GR10	LEA	
\$1531	\$1638	\$1704	\$1772	\$1843	\$1916	\$1993	\$2073	\$2156	\$2242	\$2330	\$2756	
LAMINATE			VENEER			ACRYLIC						
\$1477			\$2759			CALL						

VESPER

Vesper cafe series chairs and stools offer a modern looking molded fiberglass polypropylene shell with a gentle flex back. The shells are offered with and without arms and demi and full back in eight stylish colors. Vesper features fully welded steel frames for 4-leg chairs and bar stools. Sled base and Trumpet adjustable height stools are also available.



CHAIR


 SWIVEL ARM CHAIR
 - SEE SWIVEL CHAIR PRICING -


SLED BASE DEMI BACK BAR STOOL

ORDERING INFORMATION
To Order Please Specify:

- | | |
|-----------------|-------------------------------|
| 1) Series Name | 4) Optional Powder Coat Color |
| 2) Model Number | 5) Fabric Grade and Number |
| 3) Quantity | 6) Optional Items |

GENERAL SPECIFICATIONS
Shell

- The Vesper shell is molded fiberglass polypropylene
- One piece shell with slightly **tapered edges**.
- Seat is slightly elevated at both ends.
- One slot on seat, measuring 1/2" x 1" long for drainage and cleanout.

Armless Version Only

- Back flexes very nicely.
- Can be fully upholstered or have only upholstered seat insert.

Arm Version

- Is made of one-piece shell; fully integrated with back and seat.

Bar Stool

- In full back and demi back, fully upholstered or have only upholstered seat insert.

Frame - Four Leg

- .75" diameter, 16 gauge steel tubing with hand brazed welds.

Frame - Sled Base

- .5" round solid steel. Factory installed black plastic glides.

Stacking

- 4-leg chairs stack 4 high
- Sled base chair and stool models stack 4 high
- On dolly, chairs stack 8-10 high



UPHOLSTERED SEAT INSERT

COLORS / FINISHES
Frame Finish Colors

Standard polished chrome frame finish.

8 Shell Colors:

- | | |
|-------------|--------------------|
| • Black | • Khaki |
| • Warm Gray | • Citron Yellow |
| • Cloud | • Tangerine Orange |
| • White | • Seafoam Green |

OPTIONS

- CODE: FR - CAL 133 (TB 133) Fire Retardant.
- CODE: MB - Moisture Barrier.
- CODE: SF - Powder Coat Color Finish (No Charge)
- CODE: CH - Counter Height (24" seat height)
- CODE: SH - Specialty Height (any custom height)
- CODE: KBW - Black Wrinkle Powder Coat - Trumpet Base Stool.
- Dolly Model #196. Made of heavy duty steel. Available in black powder coated finish.


 VESPER CAFÉ CHAIR WITH
 ARMS PROFILE VIEW

 DEMI BACK SWIVEL STOOL WITH
 SEAT INSERT PNEUMATIC HEIGHT
 ADJUSTABLE CHROME TRUMPET BASE

DIMENSIONS	Café Chair
Inside Width:	16"
Seat Height:	18"
Overall Depth:	22"
Overall Width:	22"
Overall Height:	32.5"
Qty./Wt. per carton:	1 ea./21 lbs.



CAFÉ CHAIR

MODEL / DESCRIPTION / LIST PRICING

6170 Vesper Café Chair

 Chair
 \$312

6171 Vesper Café Chair - Upholstered Seat Insert

COM Yardage: .75 Yards

COM	GR1	GR2	GR3	GR4	GR5	GR6	GR7	GR8	GR9	GR10	LEA
\$404	\$433	\$449	\$468	\$486	\$506	\$526	\$547	\$569	\$592	\$615	\$727


6172 Vesper Café Chair - Fully Upholstered

COM Yardage: 1.5 Yards

COM	GR1	GR2	GR3	GR4	GR5	GR6	GR7	GR8	GR9	GR10	LEA
\$643	\$688	\$716	\$744	\$774	\$806	\$837	\$871	\$906	\$942	\$980	\$1158

8 PLASTIC SHELL COLORS


BLACK



KHAKI



WARM GRAY



CITRON YELLOW



CLOUD



TANGERINE ORANGE



WHITE



SEAFOAM GREEN

OPTIONS

Add upcharge to list price and code to model number

FR	CAL 133 (TB 133) Fire Retardant per yard	\$90/yd.
MB	Moisture Barrier - Per Seat	\$68

SF	Powder Coat Color Finish	No Charge
#196	Stacking Chair Dolly	\$483

DIMENSIONS	Arm Chair
Inside Width:	18.5"
Seat Height:	18"
Overall Depth:	22"
Overall Width:	22"
Overall Height:	32.5"
Qty./Wt. per carton:	1 ea./21 lbs.



ARM CHAIR



ARM CHAIR WITH SEAT INSERT

MODEL / DESCRIPTION / LIST PRICING



6174 Vesper Arm Chair

Chair
\$387



6175 Vesper Arm Chair - Upholstered Seat Insert

COM Yardage: .75 Yards

COM	GR1	GR2	GR3	GR4	GR5	GR6	GR7	GR8	GR9	GR10	LEA
\$479	\$512	\$532	\$554	\$576	\$598	\$622	\$647	\$674	\$701	\$728	\$861

8 PLASTIC SHELL COLORS



BLACK



WARM GRAY



CLOUD



WHITE



KHAKI



CITRON YELLOW



TANGERINE ORANGE



SEAFOAM GREEN

OPTIONS

Add upcharge to list price and code to model number

FR	CAL 133 (TB 133) Fire Retardant per yard	\$90/yd.
SF	Powder Coat Finish	No Charge

MB	Moisture Barrier - Per Seat	\$68
#196	Stacking Chair Dolly	\$483

VESPER SERIES DEMI BACK PNEUMATIC SWIVEL

DIMENSIONS	Demi Back Swivel Stool
Seat Width:	16"
Seat Depth:	16.5"
Seat Height:	21" - 31"
Back Height:	27" - 37"
Overall Width:	20"
Overall Depth:	20"
Qty./Wt. per carton:	1 ea./35 lbs.



POLY DEMI BACK STOOL
CHROME SWIVEL BASE

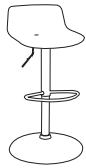


DEMI BACK STOOL WITH SEAT INSERT
CHROME SWIVEL BASE

PNEUMATIC HEIGHT ADJUST WITH
FOOTREST AND 360° SWIVEL



MODEL / DESCRIPTION / LIST PRICING



4181 Poly Demi Back / Pneumatic Height / Swivel Seat

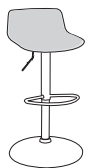
Poly Shell
\$488



4183 Poly Demi Back with Upholstered Seat Insert / Pneumatic Height / Swivel Seat

COM Yardage: .75 Yard

COM	GR1	GR2	GR3	GR4	GR5	GR6	GR7	GR8	GR9	GR10	LEA
\$572	\$613	\$637	\$663	\$689	\$716	\$744	\$775	\$806	\$838	\$872	\$1030



4185 Poly Demi Back Fully Upholstered / Pneumatic Height / Swivel Seat

COM Yardage: 1.75 Yard

COM	GR1	GR2	GR3	GR4	GR5	GR6	GR7	GR8	GR9	GR10	LEA
\$608	\$651	\$677	\$704	\$732	\$761	\$792	\$823	\$856	\$890	\$926	\$1094

8 PLASTIC SHELL COLORS



BLACK



WARM GRAY



CLOUD



WHITE



KHAKI



CITRON YELLOW



TANGERINE ORANGE



SEAFOAM GREEN

OPTIONS

Add upcharge to list price and code to model number

FR	CAL 133 (TB 133) Fire Retardant - Per Yard	\$90/yd.
MB	Moisture Barrier - Per Seat	\$68

KBW	Black Wrinkle Powder Coat Base	No Charge
-----	--------------------------------	-----------

DIMENSIONS	Bar Stool Demi Back
Inside Width:	16"
Seat Height:	31"
Overall Depth:	19"
Overall Width:	18.5"
Overall Height:	37"
Qty./Wt. per carton:	1 ea./14 lbs.



BAR STOOL DEMI BACK

MODEL / DESCRIPTION / LIST PRICING

6177 Demi Back Bar Stool

 Chair
 \$491

6178 Demi Back Bar Stool - Upholstered Seat Insert

COM Yardage: .75 Yards

COM	GR1	GR2	GR3	GR4	GR5	GR6	GR7	GR8	GR9	GR10	LEA
\$586	\$627	\$652	\$678	\$705	\$734	\$763	\$792	\$824	\$857	\$892	\$1054


6179 Demi Back Bar Stool - Fully Upholstered

COM Yardage: 1.75 Yards

COM	GR1	GR2	GR3	GR4	GR5	GR6	GR7	GR8	GR9	GR10	LEA
\$812	\$869	\$904	\$940	\$977	\$1016	\$1056	\$1100	\$1142	\$1189	\$1237	\$1462

8 PLASTIC SHELL COLORS


BLACK



WARM GRAY



CLOUD



WHITE



KHAKI



CITRON YELLOW



TANGERINE ORANGE



SEAFOAM GREEN

OPTIONS

Add upcharge to list price and code to model number

CH	Counter Height (24" seat height)	\$28
SH	Special Height (any custom height)	\$28
FR	CAL 133 (TB 133) Fire Retardant per yard	\$90/yd.

MB	Moisture Barrier - Per Seat	\$68
SF	Powder Coat Finish	No Charge

DIMENSIONS	Bar Stool
Inside Width:	16"
Seat Height:	31"
Overall Depth:	20"
Overall Width:	19.5"
Overall Height:	44.5"
Qty./Wt. per carton:	1 ea./21 lbs.



BAR STOOL FULL BACK

MODEL / DESCRIPTION / LIST PRICING



6181 Full Back Bar Stool

Chair
\$509



6182 Full Back Bar Stool - Upholstered Seat Insert

COM Yardage: .75 Yards

COM	GR1	GR2	GR3	GR4	GR5	GR6	GR7	GR8	GR9	GR10	LEA
\$617	\$659	\$686	\$713	\$742	\$772	\$802	\$834	\$869	\$903	\$938	\$1110



6183 Full Back Bar Stool - Fully Upholstered

COM Yardage: 1.50 Yards

COM	GR1	GR2	GR3	GR4	GR5	GR6	GR7	GR8	GR9	GR10	LEA
\$855	\$915	\$952	\$989	\$1028	\$1070	\$1112	\$1158	\$1203	\$1251	\$1301	\$1538

8 PLASTIC SHELL COLORS



BLACK



KHAKI



WARM GRAY



CITRON YELLOW



CLOUD



TANGERINE ORANGE



WHITE



SEAFOAM GREEN

OPTIONS

Add upcharge to list price and code to model number

CH	Counter Height (24" seat height)	\$28
SH	Special Height (any custom height)	\$28
FR	CAL 133 (TB 133) Fire Retardant per yard	\$90/yd.

MB	Moisture Barrier - Per Seat	\$68
SF	Powder Coat Finish	No Charge

DIMENSIONS	Counter Stool Sled Base Demi Back
Inside Width:	16"
Seat Height:	27"
Overall Depth:	19"
Overall Width:	18.5"
Overall Height:	37"
Qty./Wt. per carton:	1 ea./14 lbs.



SLED BASE COUNTER HEIGHT
BAR STOOL DEMI BACK

MODEL / DESCRIPTION / LIST PRICING



6188C Demi Back Sled Base Counter Height Stool

Chair
\$542



6189C Demi Back Sled Base Counter Height Stool - Upholstered Seat Insert

COM Yardage: .75 Yards

COM	GR1	GR2	GR3	GR4	GR5	GR6	GR7	GR8	GR9	GR10	LEA
\$641	\$686	\$713	\$741	\$771	\$801	\$834	\$868	\$903	\$937	\$974	\$1153



6190C Demi Back Sled Base Counter Height Stool - Fully Upholstered

COM Yardage: 1.75 Yards

COM	GR1	GR2	GR3	GR4	GR5	GR6	GR7	GR8	GR9	GR10	LEA
\$875	\$936	\$973	\$1013	\$1053	\$1095	\$1139	\$1185	\$1232	\$1281	\$1333	\$1576

8 PLASTIC SHELL COLORS



BLACK



WARM GRAY



CLOUD



WHITE



KHAKI



CITRON YELLOW



TANGERINE ORANGE



SEAFOAM GREEN

OPTIONS

Add upcharge to list price and code to model number

FR	CAL 133 (TB 133) Fire Retardant per yard	\$90/yd.
MB	Moisture Barrier - Per Seat	\$68

SF	Powder Coat Finish	No Charge
----	--------------------	-----------

VESPER SERIES

SLED BASE BAR STOOLS - DEMI BACK

DIMENSIONS	Bar Stool Sled Base Demi Back
Inside Width:	16"
Seat Height:	31"
Overall Depth:	19"
Overall Width:	18.5"
Overall Height:	37"
Qty./Wt. per carton:	1 ea./14 lbs.



SLED BASE BAR STOOL DEMI BACK



SLED BASE BAR STOOL DEMI BACK WITH UPHOLSTERED SEAT INSERT

MODEL / DESCRIPTION / LIST PRICING



6188 Demi Back Sled Base Bar Stool

Chair
\$506



6189 Demi Back Sled Base Bar Stool - Upholstered Seat Insert

COM Yardage: .75 Yards

COM	GR1	GR2	GR3	GR4	GR5	GR6	GR7	GR8	GR9	GR10	LEA
\$604	\$647	\$674	\$700	\$728	\$758	\$787	\$819	\$851	\$885	\$920	\$1088



6190 Demi Back Sled Base Bar Stool - Fully Upholstered

COM Yardage: 1.75 Yards

COM	GR1	GR2	GR3	GR4	GR5	GR6	GR7	GR8	GR9	GR10	LEA
\$839	\$898	\$934	\$971	\$1010	\$1051	\$1093	\$1136	\$1182	\$1228	\$1277	\$1510

8 PLASTIC SHELL COLORS



BLACK



WARM GRAY



CLOUD



WHITE



KHAKI



CITRON YELLOW



TANGERINE ORANGE



SEAFOAM GREEN

OPTIONS

Add upcharge to list price and code to model number

FR	CAL 133 (TB 133) Fire Retardant per yard	\$90/yd.
MB	Moisture Barrier - Per Seat	\$68

SF	Powder Coat Finish	No Charge
----	--------------------	-----------

DIMENSIONS	Bar Stool w/Arms Full Back
Inside Width:	18.5"
Seat Height:	31"
Overall Depth:	22"
Overall Width:	22"
Overall Height:	44.5"
Qty./Wt. per carton:	1 ea./14 lbs.



BAR STOOL WITH ARMS

MODEL / DESCRIPTION / LIST PRICING



6185 Bar Stool w/Arms

 Chair
\$580


6186 Bar Stool w/Arms - Upholstered Seat Insert

COM Yardage: .75 Yards

COM	GR1	GR2	GR3	GR4	GR5	GR6	GR7	GR8	GR9	GR10	LEA
\$681	\$729	\$758	\$788	\$820	\$852	\$886	\$922	\$959	\$996	\$1038	\$1225

Note: Bar Stool w/Arms are not stackable.

8 PLASTIC SHELL COLORS



BLACK



WARM GRAY



CLOUD



WHITE



KHAKE



CITRON YELLOW



TANGERINE ORANGE



SEAFOAM GREEN

OPTIONS

Add upcharge to list price and code to model number

CH	Counter Height (24" seat height)	\$28
SH	Special Height (any custom height)	\$28
FR	CAL 133 (TB 133) Fire Retardant per yard	\$90/yd.

MB	Moisture Barrier - Per Seat	\$68
SF	Powder Coat Finish	No Charge



CAFE AND DINING HALL SETTING - 4 LEGGED CHAIRS IN POLISHED CHROME FINISH



4 LEG ARM CHAIR
FRONT VIEW



4 LEG ARM CHAIR
PROFILE VIEW



CAFE SETTING - VESPER CHAIRS IN A RESTAURANT ENVIRONMENT



4 LEG CHAIR
FRONT VIEW



4 LEG CHAIR
PROFILE VIEW



DEMI BACK SLED BASE BAR STOOLS



DEMI BACK SWIVEL STOOL
ADJUSTABLE HEIGHT CHROME BASE



4 LEG BAR STOOL
DEMI BACK



SLED BASE BAR STOOLS
DEMI BACK



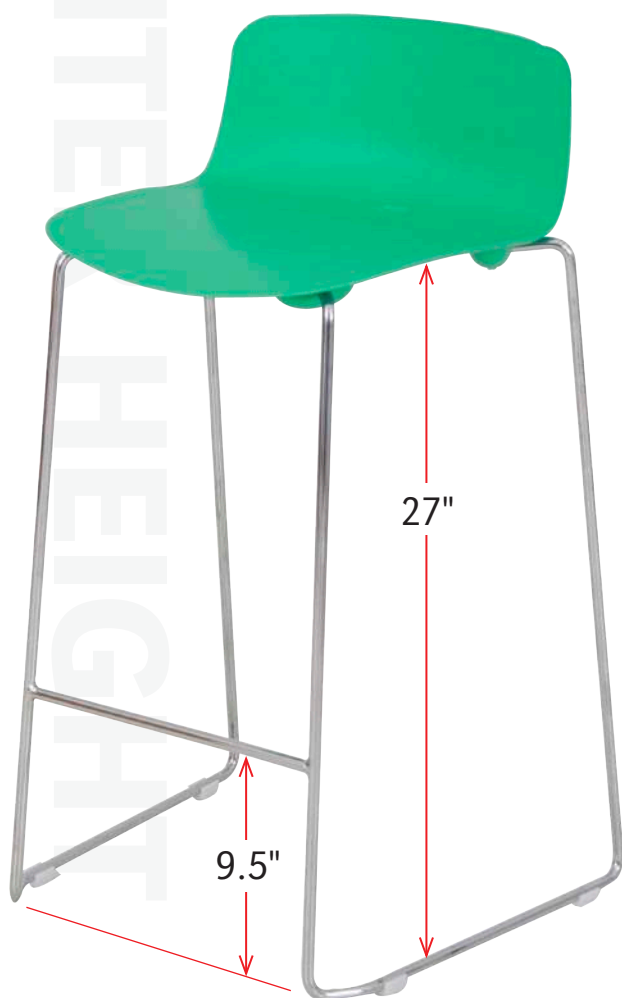
VESPER HIGH BACK CHAIRS AND DEMI BACK BAR STOOLS



4 LEG BAR STOOL
FULL BACK



4 LEG BAR STOOL
WITH ARMS



SLED BASE COUNTER HEIGHT STOOLS DEMI BACK



SLED BASE BAR STOOLS DEMI BACK



STACKABLE ARM CHAIRS



STACKABLE SIDE CHAIRS



Fully upholstered seat not available on arm chair

FIBERGLASS POLYPROPYLENE



TOP VIEW



SIDE VIEW

VESPER SWIVEL SERIES

Vesper swivel series offer a modern looking molded fiberglass polypropylene shell with a gentle flex back. The shells are offered with and without arms and demi and full back in eight stylish colors.



SWIVEL ARM CHAIR



FULL BACK SWIVEL CHAIR

ORDERING INFORMATION

To Order Please Specify:

- | | |
|-----------------|-------------------------------|
| 1) Series Name | 4) Optional Powder Coat Color |
| 2) Model Number | 5) Fabric Grade and Number |
| 3) Quantity | 6) Optional Items |

GENERAL SPECIFICATIONS

Shell

- The Vesper shell is molded fiberglass polypropylene
- One piece shell with slightly **tapered edges**.
- Seat is slightly elevated at both ends.
- One slot on seat, measuring 1/2" x 1" long for drainage and cleanout.

Armless Version Only

- Back flexes very nicely.
- Can be fully upholstered or have only upholstered seat insert.

Arm Version

- Is made of one-piece shell; fully integrated with back and seat.

COLORS / FINISHES

Frame Finish Colors

Standard polished aluminum finish.

8 Shell Colors:

- | | |
|-------------|--------------------|
| • Black | • Khaki |
| • Warm Gray | • Soft Yellow |
| • Cloud | • Tangerine Orange |
| • White | • Seafoam Green |

OPTIONS

- CODE: FR - CAL 133 (TB 133) Fire Retardant.
- CODE: MB - Moisture Barrier.
- CODE: GC - Black Glides for 5 star base



STANDARD POLISHED ALUMINUM
SWIVEL BASE



SWIVEL CHAIR GLIDES

DIMENSIONS	Swivel
Seat Width:	17.5"
Seat Depth:	18"
Seat Height:	15.5" - 20.5"
Arm Height	-
Back Height:	30" - 35"
Overall Width:	26.25"
Overall Depth:	26.25"
Qty./Wt. per carton:	1 ea./25 lbs.

Note: For more details on Vesper Swivel see Swivel Section



SWIVEL CHAIR WITH
STANDARD POLISHED ALUMINUM BASE

MODEL / DESCRIPTION / LIST PRICING



6200 Swivel Chair

COM Yardage: 0.75 Yard

Chair
\$501



6201 Swivel Chair with upholstered seat insert

COM Yardage: 0.75 Yard

COM	GR1	GR2	GR3	GR4	GR5	GR6	GR7	GR8	GR9	GR10	LEA
\$591	\$632	\$657	\$683	\$711	\$739	\$770	\$800	\$832	\$865	\$899	\$1064



6202 Swivel Chair with fully upholstered shell

COM Yardage: 0.75 Yard

COM	GR1	GR2	GR3	GR4	GR5	GR6	GR7	GR8	GR9	GR10	LEA
\$739	\$790	\$822	\$856	\$889	\$925	\$962	\$1001	\$1041	\$1082	\$1126	\$1330

8 PLASTIC SHELL COLORS



BLACK



WARM GRAY



CLOUD



WHITE



KHAKI



SOFT YELLOW



TANGERINE
ORANGE



SEAFOAM
GREEN

OPTIONS

Add upcharge to list price and code to model number

FR	CAL 133 (TB 133) Fire Retardant per yard.	\$90/yd.
MB	Moisture Barrier - Per Seat	\$68

GC	Black Glides for 5 star base	\$28
----	------------------------------	------

DIMENSIONS	Swivel w/ Arms
Seat Width:	19.75"
Seat Depth:	18"
Seat Height:	15.5" - 20.5"
Arm Height	29.5" - 34.5"
Back Height:	30" - 35"
Overall Width:	26.25"
Overall Depth:	26.25"
Qty./Wt. per carton:	1 ea./25 lbs.

Note: For more details on Vesper Swivel see Swivel Section



SWIVEL ARM CHAIR
WITH OPTIONAL COLOR
MATCHED 5-STAR BASE

MODEL / DESCRIPTION / LIST PRICING



6203 Swivel Arm Chair

COM Yardage: 0.75 Yard

Chair
\$598



6204 Swivel Arm Chair with upholstered seat insert

COM Yardage: 0.75 Yard

COM	GR1	GR2	GR3	GR4	GR5	GR6	GR7	GR8	GR9	GR10	LEA
\$686	\$734	\$763	\$794	\$825	\$858	\$893	\$929	\$966	\$1004	\$1044	\$1234

8 PLASTIC SHELL COLORS



BLACK



WARM GRAY



CLOUD



WHITE



KHAKI



SOFT YELLOW



TANGERINE
ORANGE



SEAFOAM
GREEN

OPTIONS

Add upcharge to list price and code to model number

FR	CAL 133 (TB 133) Fire Retardant per yard.	\$90/yd.
MB	Moisture Barrier - Per Seat	\$68

GC	Black Glides for 5 star base	\$28
----	------------------------------	------

DIMENSIONS	H8	H10
Seat Width:	17.5"	17.5"
Seat Depth:	18"	18"
Seat Height:	21.5" - 29"	26" - 36"
Arm Height	-	-
Back Height:	37" - 44.5"	41.5" - 51.5"
Overall Width:	26.25"	26.25"
Overall Depth:	26.25"	26.25"
Qty./Wt. per carton:	1 ea./28 lbs.	1 ea./28 lbs.



SWIVEL CHAIR
WITH HI-CHAIR KIT AND
STANDARD ALUMINUM BASE

MODEL / DESCRIPTION / LIST PRICING



6205-H8
6205-H10

Swivel Chair with High Chair Kit

Chair
\$607



6206-H8
6206-H10

Swivel Chair with High Chair Kit - Upholstered Seat Insert

COM Yardage: 0.75 Yard

COM	GR1	GR2	GR3	GR4	GR5	GR6	GR7	GR8	GR9	GR10	LEA
\$697	\$746	\$775	\$807	\$838	\$872	\$907	\$943	\$981	\$1020	\$1061	\$1254



6207-H8
6207-H10

Swivel Chair with High Chair Kit - Fully Upholstered Seat

COM Yardage: 0.75 Yard

COM	GR1	GR2	GR3	GR4	GR5	GR6	GR7	GR8	GR9	GR10	LEA
\$845	\$904	\$940	\$978	\$1017	\$1057	\$1100	\$1143	\$1189	\$1237	\$1286	\$1521

8 PLASTIC SHELL COLORS



BLACK



WARM GRAY



CLOUD



WHITE



KHAKI



SOFT YELLOW



TANGERINE
ORANGE



SEAFOAM
GREEN

OPTIONS

Add upcharge to list price and code to model number

FR	CAL 133 (TB 133) Fire Retardant per yard.	\$90/yd.
MB	Moisture Barrier - Per Seat	\$68

GC	Black Glides for 5 star base	\$28
----	------------------------------	------

DIMENSIONS	H8 with Arms	H10 with Arms
Seat Width:	19.75"	19.75"
Seat Depth:	18"	18"
Seat Height:	21.5 - 29"	26" - 36"
Arm Height	30.5" - 38"	35" - 45"
Back Height:	37"- 44.5"	41.5" - 51.5"
Overall Width:	26.25"	26.25"
Overall Depth:	26.25"	26.25"
Qty./Wt. per carton:	1 ea./28 lbs.	1 ea./28 lbs.



SWIVEL ARM CHAIR
WITH HI-CHAIR KIT AND
STANDARD ALUMINUM BASE

MODEL / DESCRIPTION / LIST PRICING



6208-H8
6208-H10

Swivel Arm Chair with High Chair Kit

COM Yardage: 0.75 Yard

Chair
\$714



6209-H8
6209-H10

Swivel Arm Chair with High Chair Kit - Upholstered Seat Insert

COM Yardage: 0.75 Yard

COM	GR1	GR2	GR3	GR4	GR5	GR6	GR7	GR8	GR9	GR10	LEA
\$806	\$862	\$896	\$932	\$969	\$1008	\$1049	\$1091	\$1135	\$1179	\$1226	\$1450

8 PLASTIC SHELL COLORS



BLACK



WARM GRAY



CLOUD



WHITE



KHAKI



SOFT YELLOW



TANGERINE
ORANGE



SEAFOAM
GREEN

OPTIONS

Add upcharge to list price and code to model number

FR	CAL 133 (TB 133) Fire Retardant per yard.	\$90/yd.
MB	Moisture Barrier - Per Seat	\$68

GC	Black Glides for 5 star base	\$28
----	------------------------------	------

VISTA CLUSTER SEATING

The Vista features a fully welded 1-1/2" x 3" rectangular steel frame, standard laminate table top and your choice of swivel seats with auto return.



RECTANGLE CLUSTER WITH
WEBBY SEATS



TWO SEAT CLUSTER WITH
DELFI SEATS

ORDERING INFORMATION

To Order Please Specify:

- | | |
|-----------------|----------------------------------|
| 1) Series Name | 6) Laminate Selection and Number |
| 2) Model Number | 7) Convex T-Mold Edge Color |
| 3) Size | 8) Upholstery |
| 4) Quantity | 9) Wood Seat Stain Color |
| 5) Frame Color | |

**FOR SAFETY, ERG
RECOMMENDS FLOOR
MOUNTING CLUSTER SEATING**

FLO GENERAL SPECIFICATIONS

Frame Construction

The Vista frame is fabricated with fully welded, 11-gauge, rectangular steel tubing. Frame is sand blasted and then powder coated for maximum paint adhesion. Seats feature swivel with automatic return.

Table Tops

Standard laminate table top is 1.25" thick high density particle board with convex T-mold edge. Your choice of over 1000 standard laminates from brands like Nevamar, Wilsonart, Formica and Pionite. All tables are completely assembled to be sure of fit prior to being knocked down for shipping. All tables are bubble packed, boxed and wood crated to ensure safe delivery

Choice of Seats

Choose from several ERG seat styles. Standard seat height is 18".

Floor Mount

Vista cluster frames come standard with floor mount.

Note

Cluster units are shipped K-D, easy to install.

COLORS / FINISHES

Frame Finish Colors:

Standard powder coat colors.



DIMENSIONS	Rectangle Frame	Diamond Frame	2 Seat Frame
Table Height:	29"	29"	29"
Table Dimension:	48" x 30"	40" square	26" x 30"
Overall Depth:	68"	76"	68"
Overall Width:	30"	76"	30"
Qty./Wt.:	320 lb.	250 lb.	150 lb.

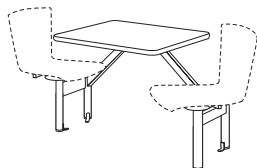
*Overall dimension includes chair.



RECTANGLE CLUSTER WITH
UPHOLSTERED BIKINI WOOD SEATS

**FOR SAFETY, ERG
RECOMMENDS FLOOR
MOUNTING CLUSTER SEATING**

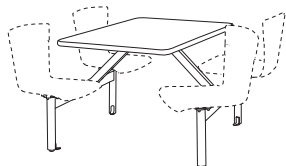
MODEL / DESCRIPTION / LIST PRICING FRAME ONLY (ADD SEAT OPTION TO LIST PRICE)



Two seat cluster frame with table top

VST/2630 26" x 30" laminate top and convex T-mold edge

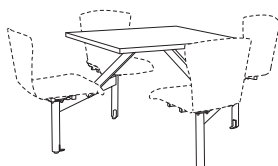
Two Seat cluster frame
\$2599



Rectangle cluster frame with table top

VST/4830 48" x 30" laminate top and convex T-mold edge

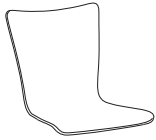
Rectangle cluster frame
\$2593



Diamond cluster frame with table top

VST/4040 40" square laminate top and convex T-mold edge

Diamond cluster frame
\$3180

SEAT OPTIONS / LIST PRICING PER SEAT (ADD TO FRAME LIST PRICE)

BEN Benton

 Multi-Ply Hardwood Shell
 \$363

BEN/SI Benton / Upholstered Seat Insert

COM Yardage: 0.5 yard / seat

COM	GR1	GR2	GR3	GR4	GR5	GR6	GR7	GR8	GR9	GR10	LEA
\$410	\$439	\$457	\$475	\$493	\$513	\$534	\$554	\$578	\$601	\$624	\$738


DEMI Benton Demi Back

 Multi-Ply Hardwood Shell
 \$394

DEMI/SI Benton Demi Back / Upholstered Seat Insert

COM Yardage: 0.5 yard / seat

COM	GR1	GR2	GR3	GR4	GR5	GR6	GR7	GR8	GR9	GR10	LEA
\$471	\$505	\$526	\$547	\$569	\$591	\$615	\$639	\$664	\$691	\$718	\$849


DEKD Dekko Demi Back

 Multi-Ply Hardwood Seat and Back
 \$427

DEKD/SI Dekko Demi Back / Upholstered Seat Insert

COM Yardage: 0.75 yard / seat

COM	GR1	GR2	GR3	GR4	GR5	GR6	GR7	GR8	GR9	GR10	LEA
\$535	\$572	\$595	\$619	\$644	\$670	\$696	\$724	\$754	\$783	\$814	\$963

OPTIONS

Add upcharge to list price and code to model number

ENG	Laser Engraving	\$42 / seat
FR	CAL 133 (TB 133) Fire Retardant	\$90 / yard
TT	Two Tone Wood Stains - Benton / Demi	\$75 / seat

RB	Reverse Bubble Cutout - Benton / Demi	\$48 / seat
UB	Upright Bubble Cutout - Benton / Demi	\$48 / seat
VB	Vertical Bubble Cutout - Benton / Demi	\$48 / seat

SEAT OPTIONS / LIST PRICING PER SEAT (ADD TO FRAME LIST PRICE)

DEL Delfi

 Polypropylene Seat and Back
\$325
DEL/SI Delfi / Upholstered Seat Insert

COM Yardage: 0.75 yard / seat

COM	GR1	GR2	GR3	GR4	GR5	GR6	GR7	GR8	GR9	GR10	LEA
\$425	\$454	\$472	\$491	\$510	\$531	\$552	\$575	\$597	\$622	\$647	\$765

DEL/S Delfi / Upholstered Seat and Back Inserts

COM	GR1	GR2	GR3	GR4	GR5	GR6	GR7	GR8	GR9	GR10	LEA
\$525	\$560	\$583	\$606	\$630	\$656	\$683	\$710	\$738	\$767	\$799	\$943

COM Yardage (Two Color): Seat: 0.75 Yard / Back: 0.5 Yard

COM Yardage (One Color): 0.75 Yard


PEND Pento Demi Back

 Multi-Ply Hardwood Seat and Back
\$484
PEND/S Pento Demi Back / Upholstered Seat Insert

COM Yardage: 0.75 yard / seat

COM	GR1	GR2	GR3	GR4	GR5	GR6	GR7	GR8	GR9	GR10	LEA
\$585	\$627	\$651	\$678	\$705	\$734	\$762	\$793	\$825	\$858	\$892	\$1055


WBY Webby

 100% Nylon Plastic Shell
\$317
WBY/SI Webby / Upholstered Seat Insert

COM Yardage: 0.75 yard / seat

COM	GR1	GR2	GR3	GR4	GR5	GR6	GR7	GR8	GR9	GR10	LEA
\$418	\$448	\$465	\$484	\$504	\$524	\$546	\$567	\$590	\$613	\$638	\$754

WBY/S Webby / Upholstered Seat and Back Inserts

COM	GR1	GR2	GR3	GR4	GR5	GR6	GR7	GR8	GR9	GR10	LEA
\$520	\$557	\$579	\$602	\$626	\$651	\$677	\$705	\$733	\$762	\$792	\$937

COM Yardage (Two Color): Seat: 0.75 Yard / Back: 0.5 Yard

COM Yardage (One Color): 0.75 Yard

OPTIONS

Add upcharge to list price and code to model number

ENG	Laser Engraving	\$42 / seat
FR	CAL 133 (TB 133) Fire Retardant	\$90 / yard

TT	Two Tone Wood Stains - Pento / Demi	\$75 / seat
2FO/C	Two Fabric Option	\$49

WEBBY SERIES

The Webby Series multipurpose stacking chairs feature a nylon plastic shell which has natural built-in flex motion. These high comfort chairs are available in three versions: one-piece shell; one-piece shell with upholstered insert on seat; and one-piece shell with upholstered insert on seat and back. In addition, the Webby Series is versatile with many frames and options.



Rib design on back provides strength and design aesthetics.



ORDERING INFORMATION

To Order Please Specify:

- 1) Series Name
- 2) Model Number
- 3) Quantity
- 4) Nylon Shell Color

COLORS / FINISHES

Nylon Shell Colors:

- Black
- White
- Navy Blue
- Ivory
- Charcoal
- Apple Green

WEBBY GENERAL SPECIFICATIONS

Shell

- Single-piece contoured shell made of 100% Nylon Plastic with natural built-in flex motion.
- Shell is flame retardant with 6 nylon shell color choices.

Upholstery

- Seat and back inserts are applied over molded plastic and attached to nylon shell with metal T-nuts.
- Seat and Back inserts can be upholstered with choice of fabric, vinyl, crypton, leather or approved COM.

Frame

- Models 333 / 334 / 349 are .875" diameter, 14 gauge steel tubing.
- Bar Stools have a welded footrest with matching frame finish.
- Sled Base is 0.75" diameter, 14 gauge continuous steel tubing.

Glides

- Factory installed self leveling steel glides.
- Sled base - factory installed clear nylon glides.

Stacking

- All Webby stacking chairs will stack 4 high on the floor, up to 6 chairs on a dolly.

Frame Finish Colors:

- Standard powder coat colors.
- Optional polished chrome available with upcharge.

OPTIONS

- CODE: FR - CAL 133 (TB 133) Fire Retardant.
- CODE: MB - Moisture Barrier.
- CODE: 2FO/C - Two Fabric Option (Seat and Back Insert)
- CODE: SH - Specialty Height (any custom height)
- CODE: PC - Polished Chrome frame finish.
- CODE: CAS2 - 2" Black Casters (not available on chrome frame).
- CODE: TA - Fixed Tablet Arm - Exposed Plywood Edge (Sled Base).*
- CODE: CH - Counter Height (24" seat height), Specialty Height.
- CODE: JB - Jury Base - includes Swivel.
- CODE: Dolly Model #196. Made of heavy duty steel. Available in Black Texture powder coated finish. Dolly specifications with chair models.

* TA Fixed tablet arm option not available in polished chrome.

DIMENSIONS	Chair
Seat Width:	18"
Seat Depth:	17"
Seat Height:	18"
Back Height:	31"
Overall Width:	22.5"
Overall Depth:	21"
Qty./Wt. per carton:	3 ea./56 lbs.



4-LEG STACKER WITH
#196 DOLLY



4-LEG STACKER WITH
CASTERS

MODEL / DESCRIPTION / LIST PRICING



333 4-Leg Stacking Chair



Chair
\$337



333/SI 4-Leg Stacking Chair with Upholstered Seat Insert

COM Yardage: 0.75 Yard

COM	GR1	GR2	GR3	GR4	GR5	GR6	GR7	GR8	GR9	GR10	LEA
\$431	\$460	\$479	\$498	\$518	\$538	\$560	\$583	\$606	\$630	\$655	\$775

COM Yardage (Two Color): Seat: 0.75 Yard / Back: 0.5 Yard



333/S 4-Leg Stacking Chair with Upholstered Inserts on Seat & Back

COM Yardage (One Color): 0.75 Yard

COM	GR1	GR2	GR3	GR4	GR5	GR6	GR7	GR8	GR9	GR10	LEA
\$524	\$561	\$583	\$607	\$631	\$656	\$682	\$710	\$738	\$767	\$798	\$944

OPTIONS

Add upcharge to list price and code to model number

FR	CAL 133 (TB 133) Fire Retardant - per yard.	\$90/yd.
MB	Moisture Barrier - Per Seat.	\$68
PC	Polished Chrome frame finish - Chair.	\$38
CAS2	2" Black Casters	\$22 each

2FO/C	Two Fabric Option	\$49
JB	Jury Base - Includes Swivel	\$390
#196	Stacking Chair Dolly	\$483

DIMENSIONS	Sled Base
Seat Width:	18"
Seat Depth:	17"
Seat Height:	18"
Back Height:	31"
Overall Width:	22.5"
Overall Depth:	18"
Qty./Wt. per carton:	3 ea./52 lbs.


 SLED BASE
 STACKER

MODEL / DESCRIPTION / LIST PRICING



330 Sled Base Stacking Chair

 Chair
 \$404


330/SI Sled Base Stacking Chair with Upholstered Seat Insert

COM Yardage: 0.75 Yard

COM	GR1	GR2	GR3	GR4	GR5	GR6	GR7	GR8	GR9	GR10	LEA
\$498	\$533	\$554	\$577	\$600	\$623	\$649	\$674	\$701	\$729	\$759	\$896

COM Yardage (Two Color): Seat: 0.75 Yard / Back: 0.5 Yard



330/S Sled Base Stacking Chair with Upholstered Inserts on Seat & Back

COM Yardage (One Color): 0.75 Yard

COM	GR1	GR2	GR3	GR4	GR5	GR6	GR7	GR8	GR9	GR10	LEA
\$592	\$633	\$658	\$685	\$712	\$741	\$771	\$801	\$833	\$867	\$901	\$1065

OPTIONS

Add upcharge to list price and code to model number

FR	CAL 133 (TB 133) Fire Retardant - per yard.	\$90/yd.
MB	Moisture Barrier - Per Seat.	\$68
PC	Polished Chrome frame finish - Sled Base.	\$58

2FO/C	Two Fabric Option	\$49
TA	Fixed Tablet Arm - Sled Base*	\$295
#196	Stacking Chair Dolly	\$483

* FA Fixed tablet arm option not available in polished chrome.

DIMENSIONS	Angle Arm Stacker
Seat Width:	18"
Seat Depth:	17"
Seat Height:	18"
Arm Height:	25.5"
Back Height:	31"
Overall Width:	22.5"
Overall Depth:	21"
Qty./Wt. per carton:	3 ea./60 lbs.


 4-LEG STACKER WITH
 ANGLE ARMS

MODEL / DESCRIPTION / LIST PRICING

334 Stacking Chair - Nylon Shell with Angle Arms

 Chair
 \$617

334/SI Stacking Chair - Nylon Shell with Angle Arms - Upholstered Seat Insert

COM Yardage: 0.75 Yard

COM	GR1	GR2	GR3	GR4	GR5	GR6	GR7	GR8	GR9	GR10	LEA
\$711	\$761	\$791	\$823	\$856	\$889	\$925	\$962	\$1001	\$1041	\$1082	\$1280


334/S Stacking Chair - Nylon Shell with Angle Arms - Upholstered Seat & Back Inserts

 COM Yardage (One Color): 0.75 Yard
 COM Yardage (Two Color): Seat: 0.75 Yard / Back: 0.5 Yard

COM	GR1	GR2	GR3	GR4	GR5	GR6	GR7	GR8	GR9	GR10	LEA
\$803	\$860	\$894	\$930	\$967	\$1006	\$1046	\$1088	\$1131	\$1176	\$1224	\$1446

OPTIONS

Add upcharge to list price and code to model number

FR	CAL 133 (TB 133) Fire Retardant - per yard.	\$90/yd.
MB	Moisture Barrier - Per Seat.	\$68
2FO/C	Two Fabric Option	\$49

CAS2	2" Black Casters	\$22 each
#196	Stacking Chair Dolly	\$483

DIMENSIONS	Bar Stool	Counter Stool
Seat Width:	18"	18"
Seat Depth:	17"	17"
Seat Height:	30"	24"
Back Height:	45"	39"
Overall Width:	22.5"	22.5"
Overall Depth:	24"	24"
Qty./Wt. per carton:	3 ea./70 lbs.	3 ea./70 lbs.


 STACKING
BAR STOOL

MODEL / DESCRIPTION / LIST PRICING

349 Stacking Bar Stool - Nylon Shell

 Stool
\$546

349/SI Stacking Bar Stool with Upholstered Seat Insert

COM Yardage: 0.75 Yard

COM	GR1	GR2	GR3	GR4	GR5	GR6	GR7	GR8	GR9	GR10	LEA
\$641	\$686	\$713	\$741	\$772	\$802	\$834	\$868	\$903	\$938	\$976	\$1153


349/S Stacking Bar Stool with Upholstered Inserts on Seat & Back

COM Yardage (Two Color): Seat: 0.75 Yard / Back: 0.5 Yard

COM Yardage (One Color): 0.75 Yard

COM	GR1	GR2	GR3	GR4	GR5	GR6	GR7	GR8	GR9	GR10	LEA
\$725	\$775	\$807	\$838	\$872	\$907	\$943	\$981	\$1020	\$1061	\$1103	\$1304

OPTIONS

Add upcharge to list price and code to model number

FR	CAL 133 (TB 133) Fire Retardant - per yard.	\$90/yd.
MB	Moisture Barrier - Per Seat.	\$68
PC	Polished Chrome frame finish - Bar Stool.	\$58

2FO/C	Two Fabric Option	\$49
CH	Counter Height (24" seat height)	\$28
SH	Specialty Height (any custom height)	\$28

WEBBY SWIVEL SERIES

The Webby series swivel chairs with nylon shell are available armless or with elliptical arms. Upholstered seat insert and upholstered inserts on seat and back are available. High chair kit available in two height extensions.



SWIVEL CHAIR

ORDERING INFORMATION

To Order Please Specify:

- | | |
|----------------------|--------------------------|
| 1) Series Name | 5) Epoxy Color |
| 2) Model Number | 6) Fabric Grade & Number |
| 3) Quantity | 7) Optional Items |
| 4) Nylon Shell Color | 8) Powdercoat Arm Color |

WEBBY TASK GENERAL SPECIFICATIONS

Shell

Webby has a single-piece contoured shell made of 100% nylon with natural built-in flex motion. Shell is flame retardant. Choose from 6 nylon shell color choices.

Upholstery

Upholstered seat and back inserts are applied over molded plastic and attached to nylon shell with metal T-nuts. Seat and Back can be upholstered with choice of fabric, vinyl, crypton, leather or approved COM.

Features

Swivel chairs have a gas cylinder with pneumatic height adjustment. Swivel chairs are standard with a five-star impact resistant plastic base and dual wheel casters.

Five Star

Five-star bases have gas cylinders with pneumatic height adjustment. Impact resistant plastic base in black or optional chrome base. High chair kit consists of 8" or 10" extended piston with adjustable chrome foot ring. Standard dual wheel casters or optional glides in black high impact plastic.

Chair Controls

- Swivel
- Pneumatic height adjustment
- Backward tilt - free float

COLORS / FINISHES

Nylon Shell Colors:

- | | |
|-------------|---------------|
| • Black | • Ivory |
| • Charcoal | • White |
| • Navy Blue | • Apple Green |

OPTIONS

- CODE: FR - CAL 133 (TB 133) Fire Retardant.
- CODE: MB - Moisture Barrier.
- CODE: PCS - Polished Chrome Aluminum Base and Casters.
- CODE: GC - Black Glides for 5 star base.
- CODE: HK - High Chair Kit - Specify 8" or 10" piston
- CODE: BCS - Black Aluminum Swivel Base and Casters
- CODE: 2FO/C - Two Fabric Option.

Series Note:

For more Webby chair models - see multipurpose seating



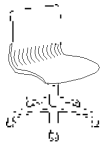
Glides
Detail

DIMENSIONS	Task Chair	8" Piston High Kit	10" Piston High Kit
Seat Width:	18"	18"	18"
Seat Depth:	17"	17"	17"
Seat Height:	14.5-24"	22.5-30"	25-35"
Back Height:	31-36"	34-40"	38-47"
Overall Width:	24"	24"	24"
Overall Depth:	24"	24"	24"
Qty./Wt. per carton:	1 ea./25 lbs.	1 ea./25 lbs.	1 ea./25 lbs.



SWIVEL TASK CHAIR
WITH OPTIONAL HIGH KIT

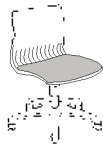
MODEL / DESCRIPTION / LIST PRICING



340 Swivel Task Chair

NYLON

\$593



340/SI Swivel Task Chair - Upholstered Seat Insert

COM Yardage: 0.75 Yard

COM	GR1	GR2	GR3	GR4	GR5	GR6	GR7	GR8	GR9	GR10	LEA
\$682	\$730	\$759	\$789	\$821	\$853	\$888	\$923	\$960	\$998	\$1039	\$1227



340/S Swivel Task Chair - Upholstered Inserts on Seat & Back

COM Yardage (Two Color): Seat: 0.75 Yard / Back: 0.5 Yard

COM Yardage (One Color): 0.75 Yard

COM	GR1	GR2	GR3	GR4	GR5	GR6	GR7	GR8	GR9	GR10	LEA
\$774	\$827	\$861	\$895	\$931	\$968	\$1007	\$1047	\$1089	\$1133	\$1178	\$1393

OPTIONS

Add upcharge to list price and code to model number

FR	CAL 133 (TB 133) Fire Retardant - per yard	\$90/yd.
MB	Moisture Barrier - per seat	\$68
PCS	Polished Chrome Aluminum Base and Casters	\$90
GC	Black Glides for 5 star base	\$28

HK	High Chair Kit - Specify 8" or 10" piston	\$105
BCS	Black Aluminum Swivel Base and Casters	\$60
2FO/C	Two Fabric Option	\$49



WESTLAKE METAL TABLE OF CONTENTS

Westlake Metal Lounge	2
Westlake Metal Occasional	8



WESTLAKE METAL COLLECTION

Westlake Metal offers stylish upholstered guest seating and is an environmentally preferred product.



WESTLAKE METAL ARM CHAIR



WESTLAKE METAL THREE-SEAT LOUNGE

ORDERING INFORMATION

To Order Please Specify:

- | | |
|------------------------------------|--|
| 1) Series Name | 6) Wood Stain Color / Color for Armcap |
| 2) Model Number | 7) Fabric Grade & Number |
| 3) Quantity | 8) Optional Items |
| 4) Powder Coat Color | 9) Select Tabletop |
| 5) Poly Arm Cap, Black or Charcoal | |

WESTLAKE LOUNGE GENERAL SPECIFICATIONS

Steel Frame Construction

- Built-in wall saver design.
- 1-1/4" round steel tubing, welded to steel apron.

Back

- Tongue & groove hardwood construction
- High-resiliency foam wrapped over frame

Seat

- Large webbing stretched over hardwood frame
- High resiliency foam applied and bonded

Underseat

- Steel welded frame, welded to steel apron
- Tested for **500 lbs per single seat**

Upholstery

- High resiliency foam is being used throughout
- Adjustable glides installed

COLORS / FINISHES

Metal Finish Colors:

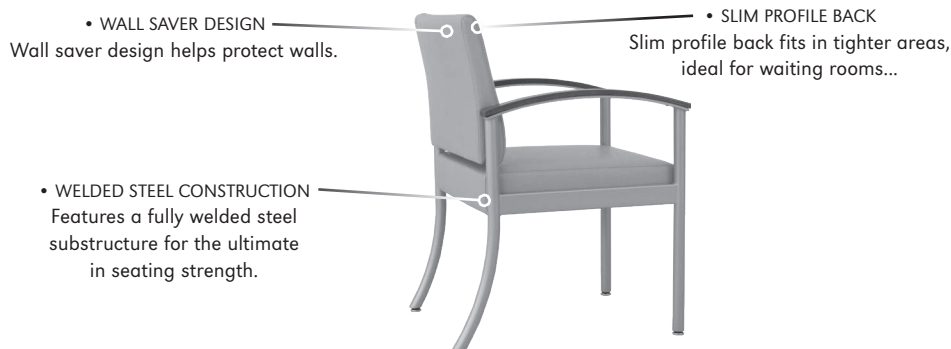
Standard powder coat colors available.

Arm Caps:

- Westlake Metal Lounge comes with standard black or charcoal polyurethane arm caps.
- Stained wood arm caps are optional.

OPTIONS

- CODE: FR - CAL 133 (TB 133) Fire Retardant.
- CODE: MB - Moisture Barrier.
- CODE: 2FO/C - Two Fabric Option (per seat).
- CODE: WAC - Arm Caps, Solid Wood.





Westlake Metal 2 seat and 3 seat with online tables and occasional table

arm options

STANDARD

POLYURETHANE ARM CAPS



black standard arm cap

POLYURETHANE ARM CAPS



charcoal standard arm cap

OPTIONAL

WOOD ARM CAPS



wood stained arm cap

TWO FABRIC UPHOLSTERY



DIMENSIONS	Arm Chair	Two-Seat Lounge	Two-Seat Center Arm	Three-Seat Lounge
Seat Width:	19.5"	39"	19.5" x 2	19.5" x 3
Seat Depth:	18.5"	18.5"	18.5"	18.5"
Seat Height:	18"	18"	18"	18"
Back Height:	33"	33"	33"	33"
Arm Height:	25.5"	25.5"	25.5"	25.5"
Overall Width:	23"	42.5"	44"	65.5"
Overall Depth:	25.5"	25.5"	25.5"	25.5"
Qty./Wt. per carton:	1 ea./42 lbs.	1 ea./68 lbs.	1 ea./73 lbs.	1 ea./110 lbs.



ARM CHAIR
UPHOLSTERED INSERTS

MODEL / DESCRIPTION / LIST PRICING



7800 Arm Chair

COM Yardage: Seat 1 Yd. / Back 1.25 Yd.

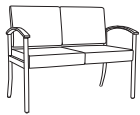
COM	GR1	GR2	GR3	GR4	GR5	GR6	GR7	GR8	GR9	GR10	LEA
\$1026	\$1098	\$1141	\$1187	\$1235	\$1284	\$1335	\$1389	\$1444	\$1502	\$1563	\$1846



7800-A Add-On Seat

COM Yardage: Seat 1 Yd. / Back 1 Yd.

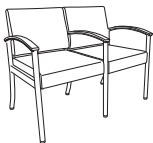
COM	GR1	GR2	GR3	GR4	GR5	GR6	GR7	GR8	GR9	GR10	LEA
\$879	\$904	\$940	\$978	\$1017	\$1057	\$1100	\$1143	\$1189	\$1237	\$1286	\$1521



7805 Two Seat Lounge

COM Yardage: Seat 1.5 Yds. / Back 2 Yds.

COM	GR1	GR2	GR3	GR4	GR5	GR6	GR7	GR8	GR9	GR10	LEA
\$1829	\$1958	\$2036	\$2117	\$2202	\$2290	\$2382	\$2476	\$2576	\$2679	\$2786	\$3293



7807 Two-Seat Lounge / Center Arm

COM Yardage: Seat 1.5 Yds. / Back 2 Yds.

COM	GR1	GR2	GR3	GR4	GR5	GR6	GR7	GR8	GR9	GR10	LEA
\$1953	\$2090	\$2173	\$2261	\$2351	\$2445	\$2543	\$2644	\$2750	\$2860	\$2975	\$3516



7810 Three-Seat Lounge / Center Arms

COM Yardage: Seat 2.5 Yds. / Back 2.5 Yds.

COM	GR1	GR2	GR3	GR4	GR5	GR6	GR7	GR8	GR9	GR10	LEA
\$2667	\$2854	\$2968	\$3087	\$3210	\$3339	\$3473	\$3611	\$3756	\$3907	\$4062	\$4801

OPTIONS

Add upcharge to list price and code to model number

FR	CAL 133 (TB 133) Fire Retardant per yard	\$90/yd
MB	Moisture Barrier on seat	\$125

2FO/C	2 Fabric Option	\$49 per seat
WAC	Arm Caps, Solid Wood	\$80 each

DIMENSIONS	Bariatric Chair	Patient Chair	Hip Chair
Seat Width:	30"	19.5"	19.5"
Seat Depth:	18.5"	18.5"	18.5"
Seat Height:	18"	18"	24"
Back Height:	33"	43"	38"
Arm Height:	25.5"	25.5"	31"
Overall Width:	33.5"	23"	23"
Overall Depth:	25"	25"	25"
Qty./Wt. per carton:	1 ea./53 lbs.	1 ea./ 95 lbs	1 ea./ 95 lbs



PATIENT BACK CHAIR



BARIATRIC CHAIR



HIP CHAIR

MODEL / DESCRIPTION / LIST PRICING



7812 Patient Back Chair

COM Yardage: Seat 1 Yd. / Back 1.75 Yds.

COM	GR1	GR2	GR3	GR4	GR5	GR6	GR7	GR8	GR9	GR10	LEA
\$1277	\$1367	\$1421	\$1478	\$1537	\$1599	\$1662	\$1729	\$1799	\$1870	\$1945	\$2299



7815 Bariatric

COM Yardage: Seat 1.5 Yd. / Back 1.5 Yd.

COM	GR1	GR2	GR3	GR4	GR5	GR6	GR7	GR8	GR9	GR10	LEA
\$1451	\$1552	\$1614	\$1680	\$1746	\$1816	\$1889	\$1964	\$2043	\$2124	\$2209	\$2612



7818 Hip Chair

COM Yardage: Seat 1 Yd. / Back 1.25 Yd.

COM	GR1	GR2	GR3	GR4	GR5	GR6	GR7	GR8	GR9	GR10	LEA
\$1731	\$1852	\$1926	\$2003	\$2083	\$2166	\$2253	\$2344	\$2437	\$2534	\$2636	\$3115

OPTIONS

Add upcharge to list price and code to model number

FR	CAL 133 (TB 133) Fire Retardant per yard	\$90/yd
MB	Moisture Barrier on seat	\$125

2FO/C	2 Fabric Option	\$49 per seat
WAC	Arm Caps, Solid Wood	\$80 each






ADD-ON TABLE



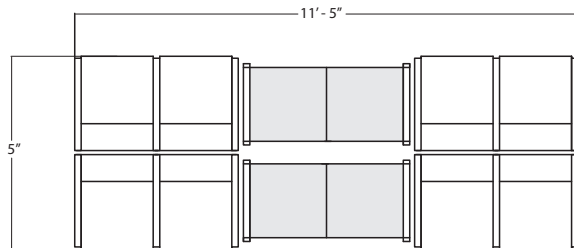
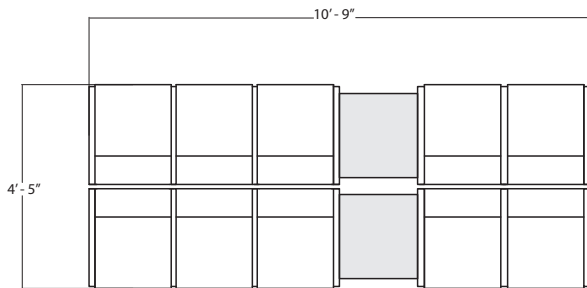
ON-LINE QUARTER ROUND TABLE

WESTLAKE METAL OCCASIONAL TABLES

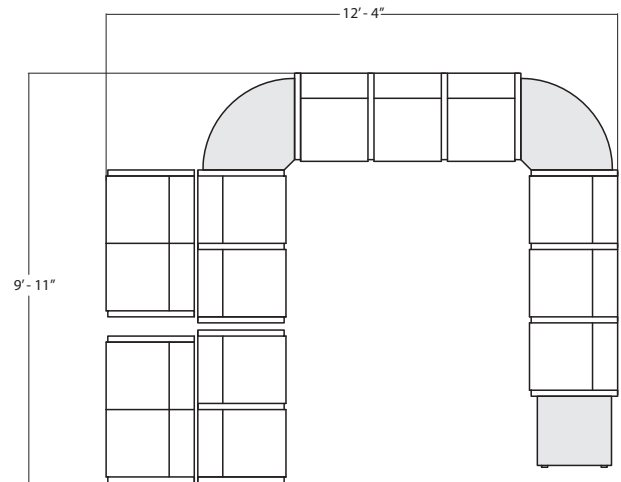
	Model Number	Model Description	Table Top Size	Table Height	Table Top Shape	Shipping Weight	LAMINATE EDGE 2B OR 3A	WOOD VENEER EDGE 8G
	7259M	Occasional	18" x 18"	15.5"	square	35 lbs	\$774	\$851
	7261M	Occasional	20" x 18"	15.5"	square	35 lbs	\$637	\$702
	7262M	Occasional	23" x 23"	15.5"	quarter round	45 lbs	\$768	\$845



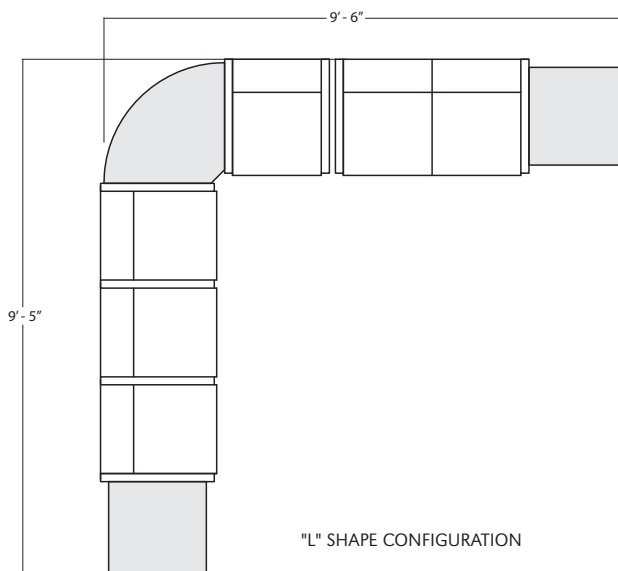
CONFIGURATIONS USING ONLINE TABLES AVAILABLE



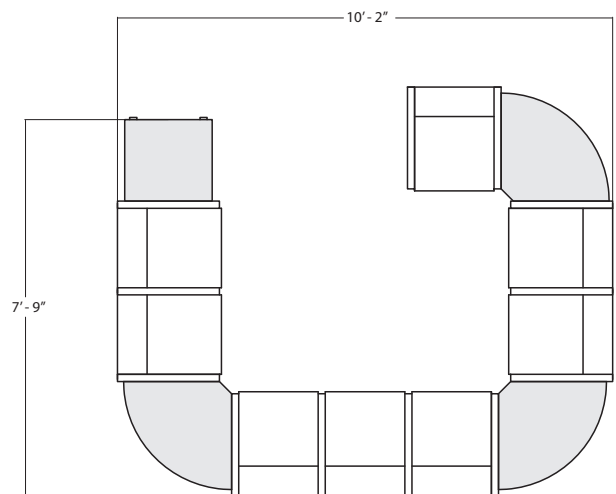
BACK-TO-BACK CONFIGURATION



"U" SHAPE CONFIGURATION



"L" SHAPE CONFIGURATION



"U" SHAPE CONFIGURATION 2

CAD Design and Engineering services per your specifications are available to customers requesting this service.

Please provide exact room dimensions, desired configuration and seating requirements and fax your order to

ERG Customer Service: 1-805-981-9878 or call toll free: 1-800-446-1186



WESTLAKE METAL

Westlake Metal occasional table is built with your choice of laminate, wood veneer or solid surface top on a welded 1.25" diameter steel tube frame.



COFFEE TABLE / STRAIGHT LEGS



RECTANGULAR COFFEE TABLE CURVED LEGS

ORDERING INFORMATION

- | | |
|-----------------|--------------------------------|
| 1) Series Name | 4) Frame Finish |
| 2) Model Number | 5) Laminate / Veneer Selection |
| 3) Quantity | 6) Optional Items |

SPECIFICATIONS

Table

Table top is CARB Phase I & Phase II Compliant. Laminate, wood veneer and phenolic backing are glued with water based adhesives. Table Top is 0.75" thick.

Table Tops

ERG offers over 1000 standard laminate choices from Nevamar, Wilsonart, Formica and Pionite. Wood veneer in transparent stain colors and custom stain matching are also available. Solid Surface, 3Form Chroma and stone table tops will be quoted upon request.

Frame

The Westlake Metal features a welded 1.25" diameter steel tube frame. Frames are sandblasted prior to final powder coating in your choice of standard powder coat colors.

Glides

Factory installed steel adjustable glides included.



30" ROUND TABLE / CURVED LEGS



30" ROUND TABLE / STRAIGHT LEGS






30" ROUND TABLE / STRAIGHT LEGS



24" ROUND END TABLE / STRAIGHT LEGS

WESTLAKE METAL OCCASIONAL TABLES

	Model Number	Model Description	Table Top Size	Table Height	Table Top Shape	Shipping Weight	LAMINATE EDGE 2B OR 3A	WOOD VENEER EDGE 8G
	WM24D	Occasional	24" dia	17"	round	30 lbs	\$1310	\$1485
	WM24DT		24" dia	22"	round	40 lbs	\$1374	\$1558
	WM30D	Occasional	30" dia	17"	round	35 lbs	\$1425	\$1539
	WM30DT		30" dia	22"	round	40 lbs	\$1482	\$1597
	WM36D	Occasional	36" dia	17"	round	50 lbs	\$1539	\$1654



30" ROUND TABLE / CURVED LEGS



24" ROUND TABLE / CURVED LEGS

WESTLAKE METAL OCCASIONAL TABLES

	Model Number	Model Description	Table Top Size	Table Height	Table Top Shape	Shipping Weight	LAMINATE EDGE 2B OR 3A	WOOD VENEER EDGE 8G
	WMC24D	Occasional	24" dia	17"	round	30 lbs	\$1368	\$1539
	WMC24DT		24" dia	22"	round	40 lbs	\$1425	\$1597
	WMC30D	Occasional	30" dia	17"	round	35 lbs	\$1546	\$1597
	WMC30DT		30" dia	22"	round	40 lbs	\$1597	\$1635
	WMC36D	Occasional	36" dia	17"	round	50 lbs	\$1660	\$1715

WESTLAKE METAL COLLECTION

OCCASIONAL TABLES

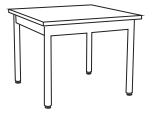


COFFEE TABLE / STRAIGHT LEGS

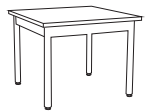


SQUARE END TABLE / STRAIGHT LEGS

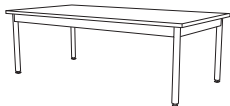
WESTLAKE METAL OCCASIONAL TABLES



Model Number	Model Description	Table Top Size	Table Height	Table Top Shape	Shipping Weight	LAMINATE EDGE 2B OR 3A	WOOD VENEER EDGE 8G
WM20S	Occasional	20" x 20"	17"	square	35 lbs	\$1190	\$1309
WM20ST		20" x 20"	22"	square	40 lbs	\$1250	\$1425



WM24S	Occasional	24" x 24"	17"	square	35 lbs	\$1305	\$1356
WM24ST		24" x 24"	22"	square	40 lbs	\$1345	\$1402



WM2042	Occasional	20" x 42"	17"	rectangle	70 lbs	\$1631	\$1669
WM2060	Occasional	20" x 60"	17"	rectangle	80 lbs	\$1745	\$1785

WESTLAKE METAL COLLECTION

OCCASIONAL TABLES



RECTANGULAR COFFEE TABLE CURVED LEGS



END TABLE CURVED LEGS /
SOLID SURFACE TOP

WESTLAKE METAL OCCASIONAL TABLES



Model Number	Model Description	Table Top Size	Table Height	Table Top Shape	Shipping Weight	LAMINATE EDGE 2B OR 3A	WOOD VENEER EDGE 8G
WMC20S	Occasional	20" x 20"	17"	square	35 lbs	\$1317	\$1448
WMC20ST		20" x 20"	22"	square	35 lbs	\$1385	\$1524



WMC24S	Occasional	24" x 24"	17"	square	35 lbs	\$1382	\$1485
WMC24ST		24" x 24"	22"	square	35 lbs	\$1455	\$1561



WMC2042	Occasional	20" x 42"	17"	coffee table	70 lbs	\$1669	\$1836
WMC2060		20" x 60"	17"	coffee table	80 lbs	\$1808	\$2049






ADD-ON TABLE

WESTLAKE METAL COLLECTION OCCASIONAL TABLES



ON-LINE QUARTER ROUND TABLE

WESTLAKE METAL OCCASIONAL TABLES

	Model Number	Model Description	Table Top Size	Table Height	Table Top Shape	Shipping Weight	LAMINATE EDGE 2B OR 3A	WOOD VENEER EDGE 8G
	WMO18S	Occasional	18" x 18"	15.5"	square	35 lbs	\$774	\$851
	WMO2018	Occasional	20" x 18"	15.5"	square	35 lbs	\$637	\$702
	WMO23Q	Occasional	23" x 23"	15.5"	quarter round	45 lbs	\$768	\$845



WESTLAKE WOOD TABLE OF CONTENTS

Westlake Wood Lounge	2
Westlake Wood Bench.....	9
Westlake Wood Occasional	11



WESTLAKE WOOD COLLECTION

Westlake offers stylish upholstered guest seating and is an environmentally preferred product. Available in single and multiple seating configurations, as well as add-on units.



WESTLAKE 2 SEAT LOUNGE / ARM CAPS



WESTLAKE THREE-SEAT LOUNGE



WESTLAKE BARIATRIC

ORDERING INFORMATION

To Order Please Specify:

- | | |
|----------------------------|---|
| 1) Series Name | 6) Edge Selection & Color |
| 2) Model Number | 7) Fabric Grade & Number |
| 3) Quantity | 8) Metal or wood apron colors for round & square tables |
| 4) Wood Stain Finish Color | 9) Optional Items |
| 5) Select Table Top | |

WESTLAKE LOUNGE GENERAL SPECIFICATIONS

Frame Construction

All hardwood frame with built-in wall saver design.

Back

Tongue & groove hardwood construction. High-resiliency foam wrapped over frame.

Seat

Large webbing stretched over hardwood frame. High resiliency foam applied and bonded.

Underseat

Steel welded frame with machine screwed attached to wood frame. Tested for **500 lbs per single seat**.

Upholstery

High resiliency foam is being used throughout. Adjustable glides optional.

WESTLAKE TABLE GENERAL SPECIFICATIONS

Table Tops

Laminate or solid surface table tops are .75" overall thickness. Acrylic table tops are 1" overall thickness. ERG offers over 1000 standard laminate choices from Nevamar, Wilsonart, Formica and Pionite. Wood veneer may be stained in transparent wood stain colors. Solid Surface top tables quoted upon request.

Frame

Frame and Legs are constructed of Beech, available in standard transparent wood stain colors. 2" metal or wood apron only on round and square tables.

Glides

Metal self leveling glides are factory installed.

COLORS / FINISHES

Wood Stain Finish Colors:

All transparent wood stain colors available.

Metal Finish Colors:

All metal Finishes for table apron available.

OPTIONS

- CODE: FR - CAL 133 (TB 133) Fire Retardant.
- CODE: MB - Moisture Barrier.
- CODE: 2FO/C - Two Fabric Option (per seat).
- CODE: PAC - Poly Arm Caps, Black or Charcoal.
- CODE: AG - Adjustable Glides (set of 4)

chair features

- WALL SAVER DESIGN
Wall saver design helps protect walls & upholstery

- SLIM PROFILE BACK
Slim profile back fits in tighter areas, ideal for waiting rooms...



- WELDED STEEL CONSTRUCTION
Features a fully welded steel substructure for the ultimate in seating strength.



Westlake Wood Arm Chair installation with tapered top coffee table with curved legs and two seat bench with on-line lowered center table

arm options

STANDARD


WOOD ARM CAPS



standard arm cap

OPTIONAL

POLYURETHANE ARM CAPS



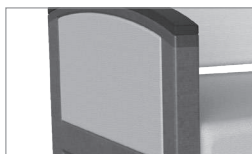
black

POLYURETHANE ARM CAPS



charcoal

UPHOLSTERED PANEL ARMS




chair



bench

TWO FABRIC UPHOLSTERY



chair

DIMENSIONS	Arm Chair / Open Arms	Patient Back Chair
Seat Width:	19.5"	19.5"
Seat Depth:	18.5"	18.5"
Seat Height:	18"	18"
Back Height:	33"	43"
Arm Height:	25"	25"
Overall Width:	23"	23"
Overall Depth:	25"	25"
Qty./Wt. per carton:	1 ea./38 lbs.	1 ea./ 50 lbs



PATIENT BACK



ARM CHAIR
UPHOLSTERED INSERTS

MODEL / DESCRIPTION / LIST PRICING



7200 Arm Chair / Open Arms

COM Yardage: Seat 1 Yd. / Back 1.25 Yd.

COM	GR1	GR2	GR3	GR4	GR5	GR6	GR7	GR8	GR9	GR10	LEA
\$988	\$1057	\$1100	\$1143	\$1189	\$1237	\$1286	\$1337	\$1391	\$1446	\$1504	\$1778



7200-A Add-On Arm Chair / Open Arms

COM Yardage: Seat 1 Yd. / Back 1.25 Yds.

COM	GR1	GR2	GR3	GR4	GR5	GR6	GR7	GR8	GR9	GR10	LEA
\$833	\$892	\$928	\$965	\$1003	\$1043	\$1085	\$1128	\$1173	\$1220	\$1269	\$1500



7201 Arm Chair / Upholstered Panel Arms

COM Yardage: Seat/Panels 1.75 Yds. / Back 1.25 Yd.

COM	GR1	GR2	GR3	GR4	GR5	GR6	GR7	GR8	GR9	GR10	LEA
\$1183	\$1265	\$1317	\$1369	\$1424	\$1481	\$1540	\$1602	\$1666	\$1732	\$1802	\$2130



7204 Patient Back Chair

COM Yardage: Seat 1 Yd. / Back 1.75 Yds.

COM	GR1	GR2	GR3	GR4	GR5	GR6	GR7	GR8	GR9	GR10	LEA
\$1204	\$1288	\$1341	\$1394	\$1450	\$1507	\$1569	\$1631	\$1696	\$1764	\$1834	\$2168



7203 Patient Back Chair / Upholstered Panel Arms

COM Yardage: Seat/Panels 1.75 Yds. / Back 1.75 Yds.

COM	GR1	GR2	GR3	GR4	GR5	GR6	GR7	GR8	GR9	GR10	LEA
\$1400	\$1498	\$1558	\$1620	\$1685	\$1752	\$1822	\$1896	\$1971	\$2050	\$2132	\$2520

OPTIONS

Add upcharge to list price and code to model number

FR	CAL 133 (TB 133) Fire Retardant per yard	\$90/yd
MB	Moisture Barrier on seat	\$125
AG	Adjustable Glide	\$38

2FO/C	2 Fabric Option	\$49 per seat
PAC	Poly Arm Caps, Black or Charcoal	\$48 each

DIMENSIONS	Two-Seat Lounge	Two-Seat Lounge Center Arm
Seat Width:	39"	39"
Seat Depth:	18.5"	18.5"
Seat Height:	18"	18"
Back Height:	33"	33"
Arm Height:	25.5"	25.5"
Overall Width:	44.25"	44.25"
Overall Depth:	24.5"	24.5"
Qty./Wt. per carton:	1 ea./ 58 lbs	1 ea./ 58 lbs

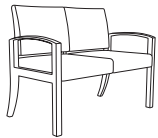


WESTLAKE TWO SEAT UPHOLSTERED
PANELS



WESTLAKE TWO SEAT
LOUNGE

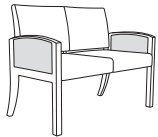
MODEL / DESCRIPTION / LIST PRICING



7202 Two Seat Lounge

COM Yardage: Seat 1.5 Yds. / Back 2 Yds.

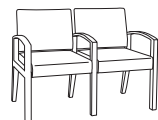
COM	GR1	GR2	GR3	GR4	GR5	GR6	GR7	GR8	GR9	GR10	LEA
\$1731	\$1852	\$1926	\$2003	\$2083	\$2166	\$2253	\$2344	\$2437	\$2534	\$2636	\$3115



7206 Two Seat Lounge / Uph Panel Arms

COM Yardage: Seat/Panels 2.25 Yds. / Back 2 Yds.

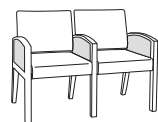
COM	GR1	GR2	GR3	GR4	GR5	GR6	GR7	GR8	GR9	GR10	LEA
\$1926	\$2061	\$2143	\$2229	\$2318	\$2411	\$2507	\$2607	\$2712	\$2820	\$2933	\$3466



7205 Two-Seat Lounge / Center Arm

COM Yardage: Seat 1.5 Yds. / Back 2 Yds.

COM	GR1	GR2	GR3	GR4	GR5	GR6	GR7	GR8	GR9	GR10	LEA
\$1886	\$2018	\$2098	\$2182	\$2269	\$2360	\$2455	\$2553	\$2655	\$2761	\$2871	\$3394



7207 Two-Seat Lounge / Center Arm / Uph Panel Arms

COM Yardage: Seat/Panels 2.5 Yds. / Back 2 Yds.

COM	GR1	GR2	GR3	GR4	GR5	GR6	GR7	GR8	GR9	GR10	LEA
\$2178	\$2330	\$2424	\$2521	\$2621	\$2726	\$2836	\$2950	\$3067	\$3189	\$3317	\$3921

OPTIONS

Add upcharge to list price and code to model number

FR	CAL 133 (TB 133) Fire Retardant per yard	\$90/yd
MB	Moisture Barrier on seat	\$125
AG	Adjustable Glide	\$38

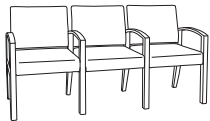
2FO/C	2 Fabric Option	\$49 per seat
PAC	Poly Arm Caps, Black or Charcoal	\$48 each

DIMENSIONS	Three-Seat Lounge / Center Arm	Bariatric
Seat Width:	55"	30"
Seat Depth:	18.5"	18.5"
Seat Height:	18"	18"
Back Height:	33"	33"
Arm Height:	25.5"	25.5"
Overall Width:	65.5"	33.5"
Overall Depth:	24.5"	24.5"
Qty./Wt. per carton:	1 ea./ 95 lbs	1 ea./ 44 lbs



WESTLAKE THREE SEAT

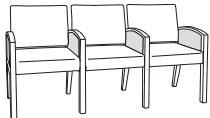
MODEL / DESCRIPTION / LIST PRICING



7210 Three-Seat Lounge / Center Arms / Open Arms

COM Yardage: Seat 2.5 Yds. / Back 2.5 Yds.

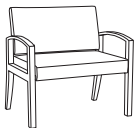
COM	GR1	GR2	GR3	GR4	GR5	GR6	GR7	GR8	GR9	GR10	LEA
\$2570	\$2750	\$2860	\$2975	\$3093	\$3217	\$3345	\$3479	\$3619	\$3763	\$3914	\$4626



7211 Three-Seat Lounge / Center Arm / Uph Panel Arms

COM Yardage: Seat/Panel 4 Yds. / Back 2.5 Yds.

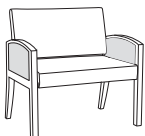
COM	GR1	GR2	GR3	GR4	GR5	GR6	GR7	GR8	GR9	GR10	LEA
\$2962	\$3169	\$3295	\$3427	\$3564	\$3707	\$3855	\$4009	\$4170	\$4337	\$4510	\$5330



7215 Bariatric / Open Arms

COM Yardage: Seat 1.5 Yd. / Back 1.5 Yd.

COM	GR1	GR2	GR3	GR4	GR5	GR6	GR7	GR8	GR9	GR10	LEA
\$1309	\$1401	\$1457	\$1515	\$1576	\$1639	\$1705	\$1772	\$1843	\$1917	\$1994	\$2357



7216 Bariatric / Uph Panel Arms

COM Yardage: Seat/Panel 2.25 Yds. / Back 1.5 Yd.

COM	GR1	GR2	GR3	GR4	GR5	GR6	GR7	GR8	GR9	GR10	LEA
\$1505	\$1611	\$1675	\$1743	\$1813	\$1885	\$1960	\$2038	\$2120	\$2205	\$2293	\$2710

OPTIONS

Add upcharge to list price and code to model number



FR	CAL 133 (TB 133) Fire Retardant per yard	\$90/yd
MB	Moisture Barrier on seat	\$125
AG	Adjustable Glide	\$38

2FO/C	2 Fabric Option	\$49 per seat
PAC	Poly Arm Caps, Black or Charcoal	\$48 each



QUARTER ROUND ON-LINE TABLE

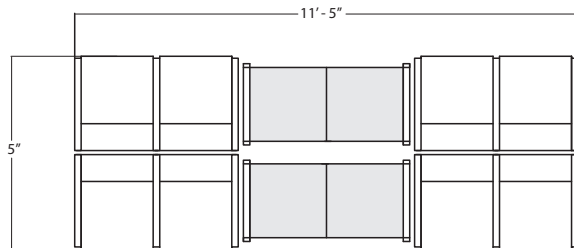
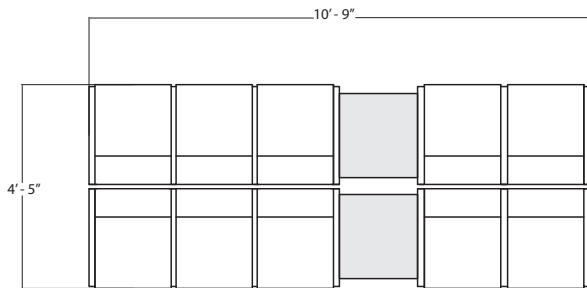
WESTLAKE WOOD OCCASIONAL TABLES

	Model Number	Model Description	Table Top Size	Table Height	Table Top Shape	Shipping Weight	LAMINATE EDGE 2B OR 3A	WOOD VENEER EDGE 8G
	7261W	Occasional	22" x 20"	15.5"	tapered square	35 lbs	\$613	\$674
	7261WM					45 lbs	\$643	\$729
	7262W	Occasional	26.5" x 26.5"	15.5"	quarter round	45 lbs	\$738	\$813
	7262WM					55 lbs	\$775	\$879

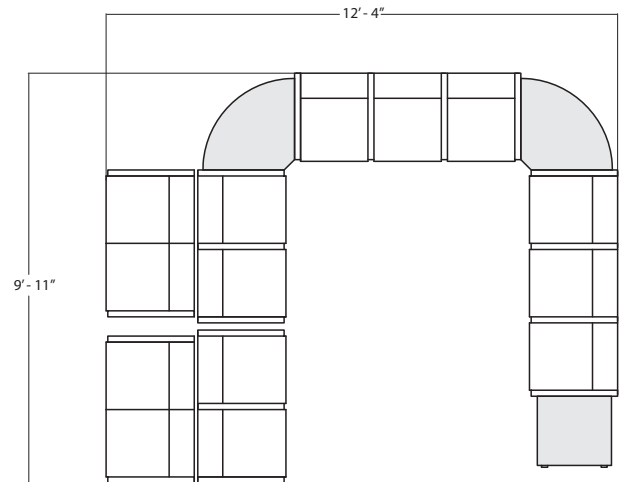
W	Wood Apron	WM	Metal Apron
---	------------	----	-------------



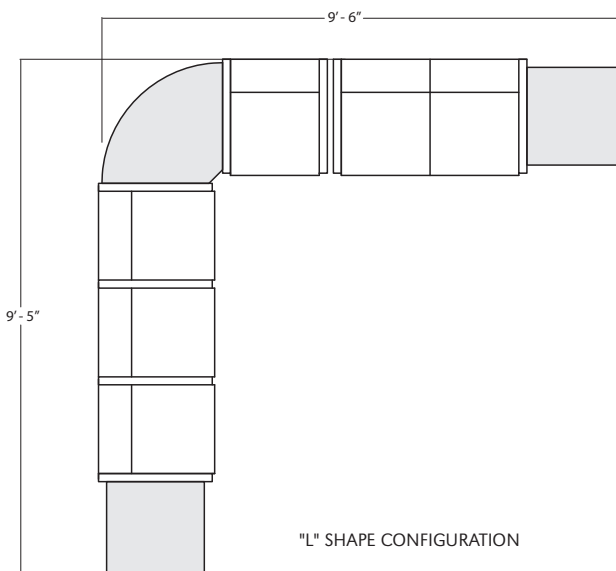
CONFIGURATIONS USING ONLINE TABLES AVAILABLE



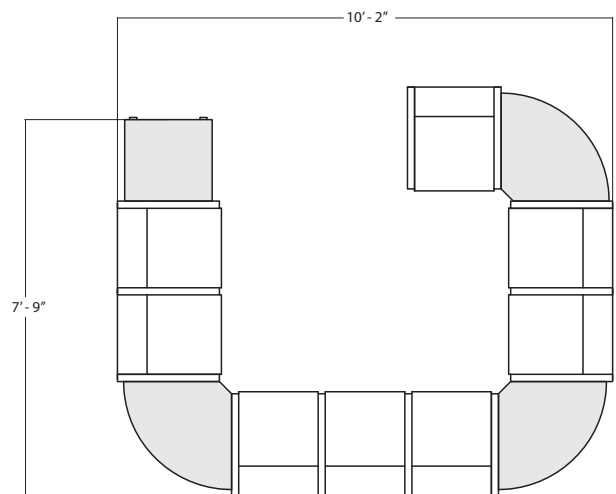
BACK-TO-BACK CONFIGURATION



"U" SHAPE CONFIGURATION



"L" SHAPE CONFIGURATION



"U" SHAPE CONFIGURATION 2

CAD Design and Engineering services per your specifications are available to customers requesting this service.

Please provide exact room dimensions, desired configuration and seating requirements and fax your order to

ERG Customer Service: 1-805-981-9878 or call toll free: 1-800-446-1186

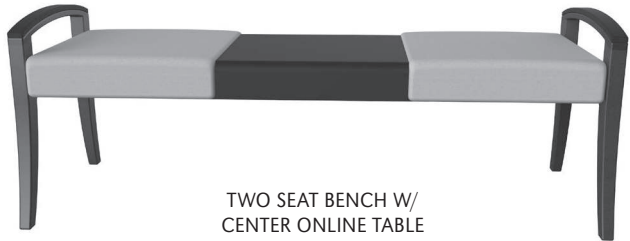


WESTLAKE WOOD BENCH

Westlake Wood Benches offer stylish upholstered guest seating and is an environmentally preferred product which complement the Westlake multiple seating nicely.



TWO SEAT BENCH



TWO SEAT BENCH W/
CENTER ONLINE TABLE

ORDERING INFORMATION

To Order Please Specify:

- | | |
|----------------------------|---------------------------|
| 1) Series Name | 6) Edge Selection & Color |
| 2) Model Number | 7) Fabric Grade & Number |
| 3) Quantity | 8) Optional Items |
| 4) Wood Stain Finish Color | |
| 5) Select Table Laminate | |

WESTLAKE LOUNGE GENERAL SPECIFICATIONS

Frame Construction

All hardwood frame with built-in wall saver design.

Seat

Large webbing stretched over hardwood frame. High resiliency foam applied and bonded.

Underseat

Steel welded frame with machine screwed attached to wood frame.
Tested for **525 lbs per single seat**.

Upholstery

Your choice of fabric, vinyl or leather or COM.

Glides

Metal self leveling glides are factory installed.
Adjustable glides optional.

COLORS / FINISHES

Wood Stain Finish Colors:

All transparent wood stain colors available.

OPTIONS

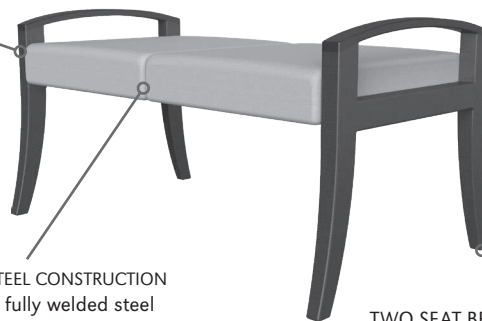
- CODE: FR - CAL 133 (TB 133) Fire Retardant.
- CODE: MB - Moisture Barrier.
- CODE: 2FO - Two Fabric Option.
- CODE: PAC - Poly Arm Caps, Black or Charcoal.
- CODE: AG - Adjustable Glides (set of 4)

bench features

- **SLIM PROFILE**
Slim profile seat and frame fits in tighter areas, ideal for waiting rooms...

- **WALL SAVER DESIGN**
Wall saver design helps protect walls & upholstery

- **WELDED STEEL CONSTRUCTION**
Features a fully welded steel substructure for the ultimate in seating strength.



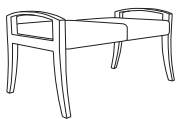
TWO SEAT BENCH

DIMENSIONS	Two Seat Bench	Three Seat Bench
Overall Height:	22"	22"
Overall Width:	45"	66"
Overall Depth:	20"	20"
Qty./Wt. per carton:	1 ea./ 45 lbs	1 ea./ 55 lbs



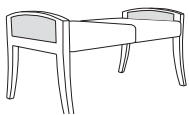
TWO SEAT BENCH

MODEL / DESCRIPTION / LIST PRICING


7228 Two Seat Bench / Curved Legs

COM Yardage: Seat 2 Yds.

COM	GR1	GR2	GR3	GR4	GR5	GR6	GR7	GR8	GR9	GR10	LEA
\$1997	\$2136	\$2221	\$2312	\$2403	\$2499	\$2600	\$2703	\$2811	\$2924	\$3041	\$3595


7229 Two Seat Bench / Uph Panel Insert / Curved Legs

COM Yardage: Seat/Panels 2.75 Yds.

COM	GR1	GR2	GR3	GR4	GR5	GR6	GR7	GR8	GR9	GR10	LEA
\$2190	\$2342	\$2436	\$2534	\$2635	\$2740	\$2849	\$2964	\$3081	\$3206	\$3334	\$3940


7230 Three Seat Bench / Curved Legs

COM Yardage: Seat 3 Yds.

COM	GR1	GR2	GR3	GR4	GR5	GR6	GR7	GR8	GR9	GR10	LEA
\$2302	\$2462	\$2560	\$2663	\$2770	\$2881	\$2995	\$3115	\$3241	\$3369	\$3504	\$4142


7231 Three Seat Bench / Uph Panel Insert / Curved Legs

COM Yardage: Seat/Panels 3.75 Yds.

COM	GR1	GR2	GR3	GR4	GR5	GR6	GR7	GR8	GR9	GR10	LEA
\$2494	\$2667	\$2774	\$2885	\$3001	\$3121	\$3246	\$3376	\$3511	\$3652	\$3796	\$4488


 THREE SEAT BENCH W/
 UPHOLSTERED PANEL INSERT

OPTIONS

Add upcharge to list price and code to model number

FR	CAL 133 (TB 133) Fire Retardant per yard	\$90/yd
MB	Moisture Barrier on seat	\$125
AG	Adjustable Glide	\$38

2FO	Two Fabric Option	\$98
PAC	Poly Arm Caps, Black or Charcoal	\$48 each

DIMENSIONS	Two Seat Bench with Lower Center Table
Overall Height:	22"
Overall Width:	66"
Overall Depth:	20"
Qty./Wt. per carton:	1 ea./ 55 lbs



THREE SEAT BENCH / LOWER CENTER TABLE

MODEL / DESCRIPTION / LIST PRICING



7232-L Two Seat Bench / Lower Center Table (Laminate) / Curved Legs

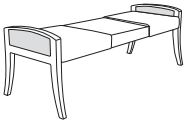
COM Yardage: Seat 2 Yds.

COM	GR1	GR2	GR3	GR4	GR5	GR6	GR7	GR8	GR9	GR10	LEA
\$2302	\$2462	\$2560	\$2663	\$2770	\$2881	\$2995	\$3115	\$3241	\$3369	\$3504	\$4142

7232-V Two Seat Bench / Lower Center Table (Veneer) / Curved Legs

COM Yardage: Seat 2 Yds.

COM	GR1	GR2	GR3	GR4	GR5	GR6	GR7	GR8	GR9	GR10	LEA
\$2682	\$2870	\$2984	\$3104	\$3227	\$3357	\$3491	\$3631	\$3776	\$3927	\$4084	\$4828



7233-L Two Seat Bench / Lower Center Table (Laminate) / Uph Panel Insert

COM Yardage: Seat/Panels 2 Yds.

COM	GR1	GR2	GR3	GR4	GR5	GR6	GR7	GR8	GR9	GR10	LEA
\$2482	\$2656	\$2763	\$2873	\$2989	\$3108	\$3232	\$3362	\$3496	\$3635	\$3781	\$4468

7233-V Two Seat Bench / Lower Center Table (Veneer) / Uph Panel Insert

COM Yardage: Seat/Panels 2.75 Yds.

COM	GR1	GR2	GR3	GR4	GR5	GR6	GR7	GR8	GR9	GR10	LEA
\$2868	\$3068	\$3190	\$3319	\$3451	\$3589	\$3733	\$3883	\$4037	\$4199	\$4368	\$5161

OPTIONS

Add upcharge to list price and code to model number

FR	CAL 133 (TB 133) Fire Retardant per yard	\$90/yd
MB	Moisture Barrier on seat	\$125
AG	Adjustable Glide	\$38

2FO	Two Fabric Option	\$98
PAC	Poly Arm Caps, Black or Charcoal	\$48 each



WESTLAKE WOOD

Westlake Wood occasional table is built with your choice of laminate, wood veneer or solid surface top with straight or curved tapered solid wood legs.



TAPERED TOP COFFEE TABLE / STRAIGHT LEGS



COFFEE TABLE WITH TAPERED TOP / CURVED LEGS

ORDERING INFORMATION

To Order Please Specify:

- 1) Series Name
- 2) Model Number
- 3) Quantity
- 4) Select Table Top Material
- 5) Edge Style Selection and Color
- 6) Finish color for Legs and Apron

SPECIFICATIONS

Table

Table top is CARB Phase I & Phase II Compliant. Laminate, wood veneer and phenolic backing are glued with water based adhesives. Table Top is 0.75" thick.

Table Tops

ERG offers over 1000 standard laminate choices from Nevamar, Wilsonart, Formica and Pionite. Wood veneer in transparent stain colors and custom stain matching are also available. Solid Surface, 3Form Chroma and stone table tops will be quoted upon request.

Frame

The Westlake Wood features tapered solid wood legs, either straight or curved, in your choice of standard wood stain colors. The apron is available in stain matched wood or powder coated metal.

Glides

Factory installed glides included.

OPTIONS

- CODE: W - Wood Apron (stain matched)
- CODE: WM - Metal Apron (powder coat color)



SQUARE END TABLE / STRAIGHT LEGS



ROUND TABLE / METAL APRON / CURVED LEGS



ROUND END TABLE

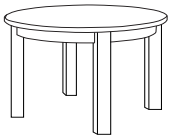
WESTLAKE WOOD OCCASIONAL TABLES



Model Number	Model Description	Table Top Size	Table Height	Table Top Shape	Shipping Weight	LAMINATE EDGE 2B OR 3A	WOOD VENEER EDGE 8G
WW24DW	Wood Apron	24" dia	17"	round	30 lbs	\$1139	\$1254
WW24DWM	Metal Apron				40 lbs	\$1201	\$1321
WW24DTW	Wood Apron	24" dia	22"	round	40 lbs	\$1196	\$1440
WW24DTWM	Metal Apron				50 lbs	\$1261	\$1558



WW30DW	Wood Apron	30" dia	17"	round	35 lbs	\$1216	\$1592
WW30DWM	Metal Apron				45 lbs	\$1279	\$1406
WW30DTW	Wood Apron	30" dia	22"	round	40 lbs	\$1385	\$1404
WW30DTWM	Metal Apron				50 lbs	\$1341	\$1475






WW36DW	Wood Apron	36" dia	17"	round	50 lbs	\$1412	\$1553
WW36DWM	Metal Apron				60 lbs	\$1481	\$1630

W	Wood Apron	WM	Metal Apron
---	------------	----	-------------


 ROUND TABLE / METAL OR WOOD
 APRON / WOOD LEGS

WESTLAKE WOOD OCCASIONAL TABLES

	Model Number	Model Description	Table Top Size	Table Height	Table Top Shape	Shipping Weight	LAMINATE EDGE 2B OR 3A	WOOD VENEER EDGE 8G
	WWC24DW	Wood Apron	24" dia	17"	round	30 lbs	\$1260	\$1386
	WWC24DWM	Metal Apron				40 lbs	\$1329	\$1462
	WWC24DTW	Wood Apron	24" dia	22"	round	40 lbs	\$1323	\$1455
	WWC24DTWM	Metal Apron				50 lbs	\$1395	\$1535
	WWC30DW	Wood Apron	30" dia	17"	round	35 lbs	\$1363	\$1498
	WWC30DWM	Metal Apron				45 lbs	\$1431	\$1620
	WWC30DTW	Wood Apron	30" dia	22"	round	40 lbs	\$1429	\$1573
	WWC30DTWM	Metal Apron				50 lbs	\$1501	\$1700
	WWC36DW	Wood Apron	36" dia	17"	round	50 lbs	\$1579	\$1737
	WWC36DWM	Metal Apron				60 lbs	\$1658	\$1879

W

Wood Apron

WM

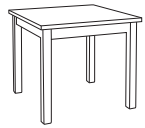
Metal Apron




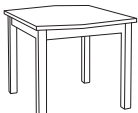
SQUARE END TABLE / STRAIGHT LEGS



END TABLE / TWO CURVED LEGS

WESTLAKE WOOD OCCASIONAL TABLES


Model Number	Model Description	Table Top Size	Table Height	Table Top Shape	Shipping Weight	LAMINATE EDGE 2B OR 3A	WOOD VENEER EDGE 8G
WW20SW	Wood Apron	20" x 20"	17"	square	30 lbs	\$1088	\$1197
WW20SWM	Metal Apron				40 lbs	\$1142	\$1257
WW20STW	Wood Apron	20" x 20"	22"	square	35 lbs	\$1142	\$1257
WW20STWM	Metal Apron				45 lbs	\$1199	\$1319
WW24SW	Wood Apron	24" x 24"	17"	square	35 lbs	\$1190	\$1309
WW24SWM	Metal Apron				45 lbs	\$1250	\$1416
WW24STW	Wood Apron	24" x 24"	22"	square	40 lbs	\$1250	\$1374
WW24STWM	Metal Apron				50 lbs	\$1312	\$1487
WW24TSW	Wood Apron	24" x 24"	17"	tapered square	35 lbs	\$1309	\$1440
WW24TSWM	Metal Apron				45 lbs	\$1374	\$1558
WW24TSTW	Wood Apron	24" x 24"	22"	tapered square	40 lbs	\$1424	\$1565
WW24TSTWM	Metal Apron				50 lbs	\$1494	\$1693
WWC20SW	Wood Apron	20" x 20"	17"	square	30 lbs	\$1282	\$1410
WWC20SWM	Metal Apron				40 lbs	\$1346	\$1526
WWC24SW	Wood Apron	24" x 24"	17"	square	35 lbs	\$1346	\$1481
WWC24SWM	Metal Apron				45 lbs	\$1414	\$1602




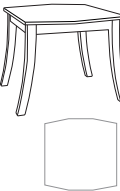

W	Wood Apron	WM	Metal Apron
---	------------	----	-------------



COFFEE TABLE TAPERED TOP AND STRAIGHT LEGS


 SQUARE TOP CURVED LEGS
 WITH SOLID SURFACE

WESTLAKE WOOD OCCASIONAL TABLES

	Model Number	Model Description	Table Top Size	Table Height	Table Top Shape	Shipping Weight	LAMINATE EDGE 2B OR 3A	WOOD VENEER EDGE 8G
	WW2C24SW	Wood Apron	24" x 24"	17"	square	35 lbs	\$1317	\$1448
	WW2C24SWM	Metal Apron				45 lbs	\$1382	\$1565
	WWC24STW	Wood Apron	24" x 24"	22"	square	35 lbs	\$1385	\$1524
	WWC24STWM	Metal Apron				45 lbs	\$1455	\$1648
	WW2C24TSW	Wood Apron	24" x 24"	17"	tapered square	35 lbs	\$1363	\$1498
	WW2C24TSWM	Metal Apron				45 lbs	\$1431	\$1620
	WWC24TSTW	Wood Apron	24" x 24"	22"	tapered square	35 lbs	\$1442	\$1586
	WWC24TSTWM	Metal Apron				45 lbs	\$1514	\$1716
	WW2042W	Wood Apron	20" x 42"	17"	coffee table	70 lbs	\$1669	\$1836
	WW2042WM	Metal Apron				80 lbs	\$1753	\$1986
	WW2060W	Wood Apron	20" x 60"	17"	coffee table	80 lbs	\$1808	\$2049
	WW2060WM	Metal Apron				90 lbs	\$1899	\$2216

W	Wood Apron	WM	Metal Apron
---	------------	----	-------------





TAPERED TOP COFFEE TABLE AND CURVED LEGS



QUARTER ROUND ON-LINE TABLE

WESTLAKE WOOD OCCASIONAL TABLES

	Model Number	Model Description	Table Top Size	Table Height	Table Top Shape	Shipping Weight	LAMINATE EDGE 2B OR 3A	WOOD VENEER EDGE 8G
	WWC2042TRW	Wood Apron	20" x 42"	17"	tapered rectangle	70 lbs	\$1783	\$1962
	WWC2042TRWM	Metal Apron				80 lbs	\$1873	\$2122
	WWC2060TRW	Wood Apron	20" x 60"	17"	tapered rectangle	80 lbs	\$1898	\$2087
	WWC2060TRWM	Metal Apron				90 lbs	\$1993	\$2257
	WWC20TSW	Wood Apron	20" x 20"	15.5"	tapered square	35 lbs	\$744	\$819
	WWC20TSWM	Metal Apron				45 lbs	\$782	\$886
	WWC24TSW	Wood Apron	24" x 24"	15.5"	tapered square	45 lbs	\$796	\$875
	WWC24TSWM	Metal Apron				55 lbs	\$836	\$946
	WW2220TSW	Wood Apron	22" x 20"	15.5"	tapered square	35 lbs	\$613	\$674
	WW2220TSWM	Metal Apron				45 lbs	\$643	\$729
	WW26QW	Wood Apron	26.5" x 26.5"	15.5"	quarter round	45 lbs	\$738	\$813
	WW26QWM	Metal Apron				55 lbs	\$775	\$879

W

Wood Apron

WM

Metal Apron



END TABLE



SQUARE TOP CURVED LEGS
WITH SOLID SURFACE



END (L or R) ON-LINE TABLE



ALL ROUND OCCASIONAL TABLES
FEATURE A METAL APRON RING

COFFEE TABLE 42" or 60"



RECTANGULAR COFFEE
TABLE FEATURES A
TAPERED TOP



TAPERED TOP COFFEE
TABLES



SQUARE END TABLE / STRAIGHT LEGS



QUARTER ROUND ON-LINE TABLE



ON-LINE MIDDLE TABLE



STRAIGHT LEG END TABLE
FEATURES A TAPERED TOP



WOBURN COLLECTION

Woburn offers stylish upholstered guest seating and is an environmentally preferred product. Available in single and multiple seating configurations, as well as add-on units.



WOBURN ADD-ON CHAIR



WOBURN THREE-SEAT LOUNGE

ORDERING INFORMATION

To Order Please Specify:

- | | |
|-----------------|----------------------------|
| 1) Series Name | 4) Wood Stain Finish Color |
| 2) Model Number | 5) Fabric Grade & Number |
| 3) Quantity | 6) Optional Items |

WOBURN LOUNGE GENERAL SPECIFICATIONS

Frame Construction

The frame is made of 100% solid hardwood with tongue & groove construction, stapled and reinforced with welded steel frame seating support. Wall-saver design is built-in to protect walls.

Upholstery

Seat is made with large expandable webbing sheet that is fully wrapped in 2" high resiliency block foam and top is covered in special bonded polyester Dacron fiber to protect the final upholstery. For upholstery options choose from fabric, vinyl, crypton, leather or approved COM.

Back is 100% hardwood frame again fully wrapped in 2" high resiliency block foam and top is covered in special bonded polyester Dacron fiber to protect the final upholstery. ERG uses only water based glues and adhesives in our upholstery process.

Glides

All frames come with factory installed self leveling steel glides.

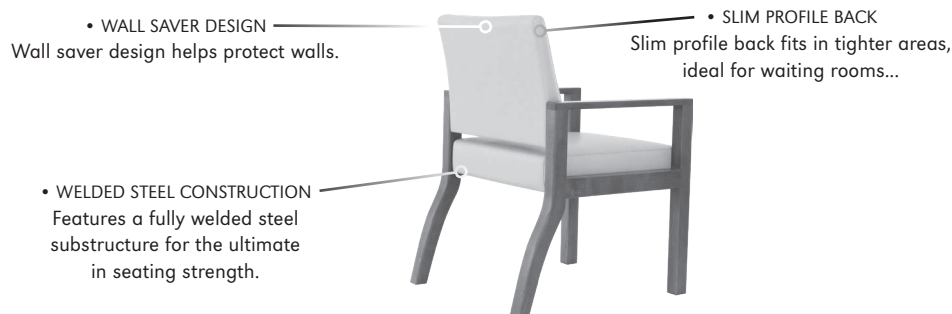
COLORS / FINISHES

Wood Stain Finish Colors:

All transparent wood stain colors available.

OPTIONS

- CODE: FR - CAL 133 (TB 133) Fire Retardant.
- CODE: MB - Moisture Barrier.
- CODE: 2FO/C - Two Fabric Option (per seat).
- CODE: PAC - Poly Arm Caps, Black or Charcoal.



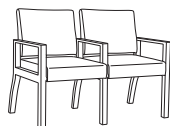
DIMENSIONS	Arm Chair	Bariatric Chair	Two-Seat Lounge	Three-Seat Lounge	Add-on Chair	Add-on Bariatric Chair
Seat Width:	19.5"	30"	19.5"	19.5"	19.5"	30"
Seat Depth:	18.25"	18.25"	18.25"	18.25"	18.25"	18.25"
Seat Height:	18.5"	18.5"	18.5"	18.5"	18.5"	18.5"
Back Height:	33"	33"	33"	33"	33"	33"
Arm Height:	23.75"	23.75"	23.75"	23.75"	23.75"	23.75"
Overall Width:	23"	33.5"	44.25"	66"	23"	31.75"
Overall Depth:	25"	25"	25"	25"	25"	25"
Qty./Wt. per carton:	1 ea./ 38 lbs	1 ea./ 44 lbs	1 ea./ 58 lbs	1 ea./ 95 lbs	1 ea./ 30 lbs	1 ea./ 40 lbs


WOBURN BARIATRIC
MODEL / DESCRIPTION / LIST PRICING

7100 Arm Chair


COM Yardage: Seat 1 Yd / Back 1.25 Yd.

COM	GR1	GR2	GR3	GR4	GR5	GR6	GR7	GR8	GR9	GR10	LEA
\$928	\$992	\$1032	\$1073	\$1116	\$1161	\$1207	\$1256	\$1306	\$1358	\$1413	\$1669


7105 Two-Seat Lounge

COM Yardage: Seat 1.5 Yds. / Back 2 Yds.

COM	GR1	GR2	GR3	GR4	GR5	GR6	GR7	GR8	GR9	GR10	LEA
\$1669	\$1785	\$1857	\$1931	\$2009	\$2088	\$2172	\$2260	\$2350	\$2444	\$2542	\$3004


7110 Three-Seat Lounge

COM Yardage: Seat 2.5 Yds. / Back 2.5 Yds.

COM	GR1	GR2	GR3	GR4	GR5	GR6	GR7	GR8	GR9	GR10	LEA
\$2410	\$2579	\$2682	\$2789	\$2902	\$3017	\$3138	\$3263	\$3394	\$3529	\$3671	\$4338


7115 Bariatric Chair

COM Yardage: Seat 1.5 Yd. / Back 1.5 Yd.

COM	GR1	GR2	GR3	GR4	GR5	GR6	GR7	GR8	GR9	GR10	LEA
\$1226	\$1311	\$1365	\$1419	\$1476	\$1535	\$1596	\$1660	\$1727	\$1795	\$1867	\$2207


7120 Add-on Arm Chair

COM Yardage: Seat 1 Yd. / Back 1.25 Yd.

COM	GR1	GR2	GR3	GR4	GR5	GR6	GR7	GR8	GR9	GR10	LEA
\$802	\$859	\$893	\$929	\$966	\$1004	\$1044	\$1086	\$1129	\$1175	\$1222	\$1444


7125 Add-on Bariatric Chair

COM Yardage: Seat 1.5 Yd. / Back 1.25 Yd.

COM	GR1	GR2	GR3	GR4	GR5	GR6	GR7	GR8	GR9	GR10	LEA
\$1077	\$1152	\$1199	\$1247	\$1296	\$1348	\$1403	\$1458	\$1517	\$1577	\$1640	\$1939

OPTIONS

Add upcharge to list price and code to model number

FR	CAL 133 (TB 133) Fire Retardant per yard	\$90/yd
MB	Moisture Barrier on seat	\$125

2FO/C	2 Fabric Option	\$49 per seat
PAC	Poly Arm Caps, Black or Charcoal	\$48 each