



# SEATING • TABLES

FEBRUARY 2018  
PRICE LIST AND WORKBOOK

1-800-446-1186  
[www.ERGinternational.com](http://www.ERGinternational.com)




---

**ABBY TABLE OF CONTENTS**

---

Abby Cafe (X-Base) Table Specifications . . . . . 2

Abby Cafe Table Options & Adjustment Details . . . . . 3

Abby Cafe Table Pricing . . . . . 4

Abby Training (T-Leg) Table Specifications . . . . . 5

Abby Training Table Options & Adjustment Details . . . . . 6

Abby Training Table Pricing . . . . . 7

## ABBY CAFÉ TABLES

Abby offers a great option in Cafe and Training tables. With available adjustable height and modern design, Abby makes a perfect addition to any public space.



### ORDERING INFORMATION

- |                            |                               |
|----------------------------|-------------------------------|
| 1) Series Name             | 6) Laminate Selection and No. |
| 2) Model Number            | 7) Edge Style Code and Color  |
| 3) Size                    | 8) Optional Items             |
| 4) Quantity                |                               |
| 5) Powder Coat Frame Color |                               |

### ABBY CAFÉ BASE SPECIFICATIONS

#### Abby X-Base

<b>Table Height</b>	Fixed table height is 29" to 30" depending on table top material or substrate specified.  <b>Optional adjustable height</b> varies depending on adjustment method specified. Pin or Pneumatic adjustment available on X-Base tables.
<b>Column</b>	3" square 14 gauge steel tubing welded to base and top plate.
<b>Base</b>	1.25", 14 gauge round tubular steel and .1875" flat plate steel. X-Base spreads are 23", 29", 35" or 41"
<b>Top Plate</b>	8" x 8" plate welded to column.
<b>Glides</b>	2" adjustable black plastic glides.
<b>Assembly</b>	Top plate is welded to the vertical column and the vertical column is welded to the horizontal base. No tie rod assembly. Base mounts to tabletop with ¼-20 x 1" machine screws into metal inserts in top.

#### Flip-Top Mechanism

Durable all-steel construction with a spring-loaded release handle and a safety catch to maintain flipped-up position.

### TABLE TOP SPECIFICATIONS

#### Table Tops

Table top core is CARB Phase I & Phase II Compliant. Laminate, wood veneer and phenolic backing are glued with water based adhesives.

### FINISHES

#### Laminate/Veneer Selections

ERG offers over 1000 standard laminate choices from Nevamar, Wilsonart, Formica and Pionite. Wood veneer is available in transparent stain colors - custom stain matching available.

#### Edge Selections:

ERG offers a wide variety of table top edge materials including PVC, wood, aluminum and resin/urethane.

Special Edge Note: When ganging or butting tables together, ERG recommends using 3MM flat edge or flat wood edge. Square tables using PVC T-edge will have a 2" radius on all corners.

#### Table Base/Legs


Abby tables are available in all standard powder coat colors:

NOTE: Pneumatic / Flip can not be used on same table

## OPTIONS AND ADJUSTMENT

- CODE: FLIP-X - Flip Top per X-base (can not be used with height adjustable tables)
- CODE: ULW - Ultra-lightweight table top
- CODE: CAS2 - 2" Mobile Casters
- CODE: GD - Ganging
- CODE: RAD - 2" Radius Corners for 3MM Edge
- CODE: PINLA - Pin Height Adjustment for X-Base.
- CODE: PNEUX - Pneumatic Height Adjustment for X-Base.
- TABLE ACCESSORIES - Grommets, Wire Management, Power/Data Options, see the Table Accessories pricing.

### PIN HEIGHT ADJUSTMENT OPTION



PIN HEIGHT ADJUSTMENT  
DETAIL



CAFÉ TABLE WITH OPTIONAL  
PIN HEIGHT ADJUSTMENT



NOTE: HEIGHT INCLUDES  
1.25" TABLE TOP

### PNEUMATIC HEIGHT ADJUSTMENT OPTION



NOTE: HEIGHT INCLUDES  
1.25" TABLE TOP



CAFÉ TABLE WITH OPTIONAL  
PNEUMATIC HEIGHT ADJUSTMENT



PNEUMATIC HEIGHT ADJUSTMENT  
LEVER DETAIL



**MODEL / DESCRIPTION / LIST PRICING**
**ABBY | X-BASE CAFÉ | ROUND TOP**

●  
ROUND

Model Number	Table Top Size	Shpg. Wght.	Base Spread	LAMINATE TOP ASSORTED EDGES							VENEER TOP	
				GRP 1	GRP 2	GRP 3	GRP 4	GRP 5	GRP 6	GRP 7	GRP 8	GRP 9
AB24D	24" Dia.	32	23"- X	\$780	\$802	\$884	\$936	\$1090	\$1220	\$1374	\$1986	\$2309
AB30D	30" Dia.	43	29"- X	\$813	\$835	\$921	\$975	\$1135	\$1271	\$1431	\$2068	\$2405
AB36D	36" Dia.	53	35"- X	\$916	\$943	\$1047	\$1112	\$1307	\$1470	\$1665	\$2355	\$2712
AB42D	42" Dia.	72	41"- X	\$991	\$1023	\$1151	\$1231	\$1471	\$1670	\$1910	\$2596	\$2927

**ABBY | X-BASE CAFÉ | SQUARE TOP**

■  
SQUARE

Model Number	Table Top Size	Shpg. Wght.	Base Spread	LAMINATE TOP ASSORTED EDGES							VENEER TOP	
				GRP 1	GRP 2	GRP 3	GRP 4	GRP 5	GRP 6	GRP 7	GRP 8	GRP 9
AB24S	24" Sq.	40	23"- X	\$780	\$802	\$884	\$936	\$1090	\$1220	\$1374	\$1986	\$2309
AB2430S	24" x 30"	49	29"- X	\$771	\$790	\$866	\$913	\$1055	\$1174	\$1316	\$1943	\$2283
AB30S	30" Sq.	54	29"- X	\$813	\$835	\$921	\$975	\$1135	\$1271	\$1431	\$2068	\$2405
AB36S	36" Sq.	67	35"- X	\$926	\$954	\$1060	\$1128	\$1329	\$1496	\$1697	\$2387	\$2739
AB42S	42" Sq.	90	41"- X	\$940	\$971	\$1094	\$1171	\$1402	\$1595	\$1826	\$2469	\$2776



CAFE TABLE WITH OPTIONAL FLIP-TOP

**OPTIONS**

Add upcharge to list price and code to model number

FLIP-X	Flip-Top per X-base (up to 42" top maximum)	\$125
ULW	Ultra-lightweight table top	\$190
CAS2	2" Mobile Casters - Black	\$22 each
GD	Ganging per table	\$95

RAD	2" Radius Corners for 3MM Edge	\$200 per table
PINLA	Pin Height Adjust (X-Base)	\$150
PNEUX	Pneumatic Height Adjust (X-Base, Max 36D/36S)	\$575

## ABBY TRAINING TABLES

Abby offers a great option in Cafe and Training tables. With available adjustable height and modern design, Abby makes a perfect addition to any public space.



TRAINING TABLE WITH OPTIONAL  
FLIP-TOP AND CASTERS

### ORDERING INFORMATION

- |                            |                               |
|----------------------------|-------------------------------|
| 1) Series Name             | 6) Laminate Selection and No. |
| 2) Model Number            | 7) Edge Style Code and Color  |
| 3) Size                    | 8) Optional Items             |
| 4) Quantity                |                               |
| 5) Powder Coat Frame Color |                               |

### ABBY CAFÉ BASE SPECIFICATIONS

#### Abby T-Leg

<b>Table Height</b>	Table height is 29" to 30" depending on table top material or substrate specified.  <b>Optional adjustable height</b> varies depending on adjustment method specified. Pin, Pneumatic, Crank and Electronic adjustment available on T-Leg tables.
<b>Column</b>	3" square 14 gauge steel tubing welded to base and top plate.
<b>Base</b>	Fully welded steel legs with modern design. T-Leg base spreads are 23" and 29".
<b>Top Plate</b>	8" x 8" plate welded to column.
<b>Glides</b>	2" adjustable black plastic glides.
<b>Assembly</b>	Top plate is welded to the vertical column and the vertical column is welded to the horizontal base. No tie rod assembly. Base mounts to tabletop with ¼-20 x 1" machine screws into metal inserts in top.

#### Flip-Top Mechanism

Durable all-steel construction with a spring-loaded release handle and a safety catch to maintain flipped-up position.

### TABLE TOP SPECIFICATIONS

#### Table Tops

Table top core is CARB Phase I & Phase II Compliant. Laminate, wood veneer and phenolic backing are glued with water based adhesives.

### FINISHES

#### Laminate/Veneer Selections

ERG offers over 1000 standard laminate choices from Nevamar, Wilsonart, Formica and Pionite. Wood veneer is available in transparent stain colors - custom stain matching available.

#### Edge Selections:

ERG offers a wide variety of table top edge materials including PVC, wood, aluminum and resin/urethane.

Special Edge Note: When ganging or butting tables together, ERG recommends using 3MM flat edge or flat wood edge. Square tables using PVC T-edge will have a 2" radius on all corners.

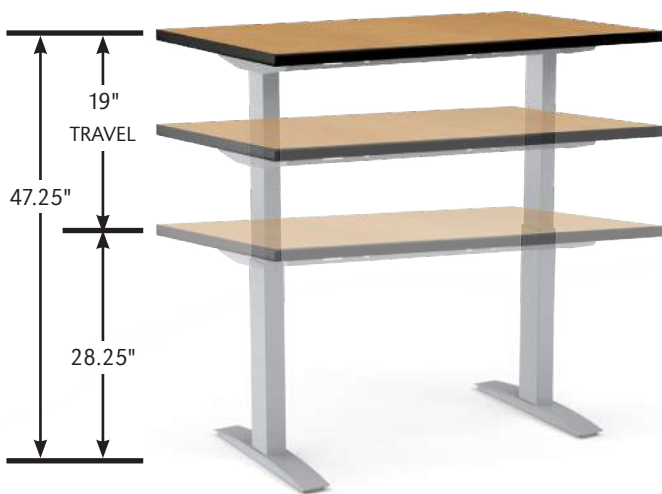
#### Table Base/Legs

Abby tables are available in all standard powder coat colors:

## OPTIONS AND ADJUSTMENT

- CODE: FLIP-T - Flip Top for two T-Legs
- CODE: ULW - Ultra-lightweight table top
- CODE: CAS2 - 2" Mobile Casters
- CODE: DCL - C-Legs instead of T-Legs  
(Adjustable height options not available on C-Legs)
- CODE: GD - Ganging
- CODE: RAD - 2" Radius Corners for 3MM Edge
- CODE: ASB - Anti-Sag Bar for Tables Under 72"
- CODE: PINLT - Pin Height Adjustment for T-Legs.
- CODE: HCA - Hand Crank Height Adjustment for T-Legs.
- CODE: EPLA - Electric Height Adjustment for T-Legs.
- CODE: PNEUT - Pneumatic Height Adjustment for T-Legs.
- TABLE ACCESSORIES - Grommets, Wire Management, Power/Data Options, see the Table Accessories pricing.

### PNEUMATIC HEIGHT ADJUSTMENT OPTION



NOTE: HEIGHT INCLUDES  
1.25" TABLE TOP

TRAINING TABLE WITH OPTIONAL  
PNEUMATIC HEIGHT ADJUSTMENT

### HAND CRANK HEIGHT ADJUSTMENT OPTION



TRAINING TABLE WITH OPTIONAL  
HAND CRANK HEIGHT ADJUSTMENT

NOTE: HEIGHT INCLUDES  
1.25" TABLE TOP

### ELECTRIC HEIGHT ADJUSTMENT OPTION




NOTE: HEIGHT INCLUDES  
1.25" TABLE TOP

TRAINING TABLE WITH OPTIONAL  
ELECTRIC HEIGHT ADJUSTMENT  
AND SNAP ON WIRE MANAGEMENT



ELECTRIC UP / DOWN  
CONTROL DETAIL

**MODEL / DESCRIPTION / LIST PRICING**
**ABBY | T-LEGS | RECTANGLE TOP**

	Model Number	Table Top Size	Shpg. Wght.	Base Spread	LAMINATE TOP ASSORTED EDGES							VENEER TOP	
					GRP 1	GRP 2	GRP 3	GRP 4	GRP 5	GRP 6	GRP 7	GRP 8	GRP 9
 RECTANGLE	AB2448	24 X 48	70	23"- T	\$1074	\$1131	\$1230	\$1293	\$1478	\$1634	\$1821	\$2732	\$3231
	AB2460	24 X 60	79	23"- T	\$1124	\$1187	\$1300	\$1371	\$1584	\$1761	\$1973	\$2894	\$3385
	AB2472	24 X 72	88	23"- T	\$1188	\$1256	\$1385	\$1466	\$1709	\$1912	\$2155	\$3089	\$3574
	AB2484	24 X 84	97	23"- T	\$1339	\$1415	\$1561	\$1652	\$1925	\$2153	\$2427	\$3479	\$4028
	AB3048	30 X 48	79	29"- T	\$1037	\$1094	\$1196	\$1260	\$1451	\$1611	\$1803	\$2660	\$3121
	AB3060	30 X 60	90	29"- T	\$1096	\$1159	\$1278	\$1352	\$1576	\$1762	\$1985	\$2849	\$3299
	AB3072	30 X 72	102	29"- T	\$1151	\$1219	\$1352	\$1435	\$1685	\$1893	\$2142	\$3019	\$3465
	AB3084	30 X 84	113	29"- T	\$1330	\$1410	\$1570	\$1671	\$1971	\$2221	\$2522	\$3510	\$4003


 TRAINING TABLE WITH OPTIONAL  
 PNEUMATIC HEIGHT ADJUSTMENT

**OPTIONS**

Add upcharge to list price and code to model number

FLIP-T	Flip-Top for two T-legs	\$358
ASB	Anti-Sag Bar for tables under 72"	\$80
ULW	Ultra-lightweight table top	\$190
CAS2	2" Mobile Casters - Black	\$22 each
DCL	C-Legs instead of T-Legs	\$60 per table
GD	Ganging per table	\$95

RAD	2" Radius Corners for 3MM Edge	\$200 per table
PINLT	Pin Height Adjust (T-Legs)	\$260
HCA	Hand Crank Height Adjust (T-Legs)	\$495
EPLA	Electric Height Adjust (T-Legs)	\$995
PNEUT	Pneumatic Height Adjust (T-Legs)	\$1085

**ANGLED LEG BEAM SEATING**

Angled leg beam seating features stylish angled chrome feet with 3" black elliptical steel columns attached to a black steel beam. Your choice of Rewind or Strike shells and optional tables are offered.



TWO SEAT BEAM WITH STRIKE SHELLS




ANGLED LEG DETAIL

**ORDERING INFORMATION**

**To Order Please Specify:**

- |                        |                                 |
|------------------------|---------------------------------|
| 1) Series Name         | 7) Any Options                  |
| 2) Model Number        | 8) Table Choice                 |
| 3) Quantity            | 9) Laminate Selection/Number    |
| 4) Number of Seats     | 10) Table Edge Style/Color      |
| 5) Seat Choice & Color | 11) Layout of Seats/Arms/Tables |
| 6) Upholstery          |                                 |



**BEAM SEATING GENERAL SPECIFICATIONS**

**Frame Construction**

The Beam frame is fabricated with a stylish, beveled angled foot in polished chrome. This is fitted in to a 1" x 3" oval steel tube leg and attached to a 1" x 3" rectangular steel beam. The beam and legs are finished in Black powder coat and the feet are in polished chrome.

**Choice of Seats**

Choose from the Rewind or Strike poly shells, standard in several vibrant colors. Also available with upholstered seat inserts in your choice of fabrics.

**Optional Table Tops**

Laminate table top is 1.25" thick high density particle board with PVC convex T-mold edge. Tops are available with over 1000 standard laminates from brands like Nevamar, Wilsonart, Formica and Pionite.

**Note**

These beam seating frames are free standing.  
Floor mount is not available.

**COLORS / FINISHES**

**Finish Colors:**

Frame is finished in black powder coat.  
Legs are finished in polished chrome.

**OPTIONS**

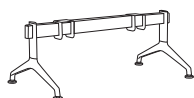
- CODE: FR - CAL 133 (TB 133) Flame Retardant (seat insert)
- CODE: MB - Moisture Barrier (seat insert)
- CODE: OT/S -Online Table - Square
- CODE: OT/R -Online Table - Round
- CODE: OT/E -Online Table - Rounded End

DIMENSIONS	2 Seat Beam	3 Seat Beam	4 Seat Beam
Overall Depth:	22"	22"	22"
Overall Width:	42"	62"	82"
Table Height:	17"	17"	17"
Weight per carton:	68 lb.	88 lb.	108 lb.



FOUR SEAT BEAM WITH REWIND SEATS

### MODEL / DESCRIPTION / LIST PRICING FRAME ONLY (ADD SEAT/ARM OPTIONS TO LIST PRICE)

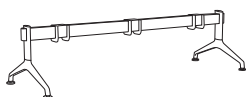


#### Two seat Angled Leg Beam frame

4206

Steel beam with angled chrome base and oval column

Two Seat beam frame  
\$979 list

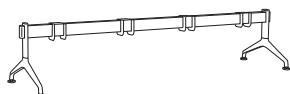


#### Three seat Angled Leg Beam frame

4207

Steel beam with angled chrome base and oval column

Three Seat beam frame  
\$1216 list



#### Four seat Angled Leg Beam frame

4208

Steel beam with angled chrome base and oval column


Four Seat beam frame  
\$1513 list


### OPTIONS

Add upcharge to list price and code to model number

FR	CAL 133 (TB 133) Fire Retardant	\$90 / yard
MB	Moisture Barrier	\$68 / seat
OT/S	Online Table - Square	\$538


OT/R	Online Table - Round	\$538
OT/E	Online Table - Rounded End	\$538


**SEAT OPTIONS / LIST PRICING PER SEAT (ADD TO FRAME LIST PRICE)**

**REW**      Rewind Poly Shell

 Poly Shell  
 \$281

**REW/SI**      Rewind Poly Shell / Upholstered Seat Insert

COM Yardage: 0.5 Yds. / seat

COM	GR1	GR2	GR3	GR4	GR5	GR6	GR7	GR8	GR9	GR10	LEA
\$385	\$413	\$428	\$446	\$463	\$482	\$502	\$521	\$542	\$564	\$586	\$693

**REWIND SHELL COLORS**

**STR**      Strike Poly Shell

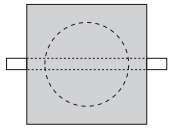
 Poly Shell  
 \$242

**STR/SI**      Strike Poly Shell / Upholstered Seat Insert

COM Yardage: 0.5 Yds. / seat

COM	GR1	GR2	GR3	GR4	GR5	GR6	GR7	GR8	GR9	GR10	LEA
\$341	\$365	\$380	\$395	\$410	\$427	\$444	\$462	\$480	\$499	\$519	\$614

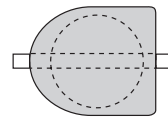
**STRIKE SHELL COLORS**


**ONLINE TABLE OPTIONS / LIST PRICING (ADD TO FRAME LIST PRICE)**



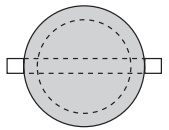
**OT/S - Online Table - Square**

18" x 18"  
\$592



**OT/E - Online Table - Rounded End**

18" diameter  
\$592



**OT/R - Online Table - Round**

18" diameter  
\$592



THREE SEAT BEAM WITH TWO STRIKE SHELLS  
AND OPTIONAL SQUARE TABLE





**ARCCOS TABLE OF CONTENTS**

Arccos Cafe .....	2
Arccos Training .....	4



ROUND CAFÉ TABLE



4 COLUMN CAFÉ TABLE

## ORDERING INFORMATION

- |                            |                               |
|----------------------------|-------------------------------|
| 1) Series Name             | 6) Laminate Selection and No. |
| 2) Model Number            | 7) Edge Style Code and Color  |
| 3) Size                    | 8) Optional Items             |
| 4) Quantity                |                               |
| 5) Powder Coat Frame Color |                               |

## ARCCOS CAFÉ BASE SPECIFICATIONS

### Arccos X Base

<b>Table Height</b>	Table height is 29" to 30" depending on table top specified. Bar Height table is 42".
<b>Column</b>	3" round 14 gauge steel tubing welded to base and top plate.
<b>Base</b>	1.25", 14 gauge round tubular steel and .1875" flat plate steel. Base spread is 22", 26", 32" or 38"
<b>Top Plate</b>	Stamped steel, depending on size of tabletop: 10" x 10" square • 12" X 12" square 12" X 12" square • 14" X 14" square 24" x 24" square
<b>Glides</b>	Black pivoting glides.
<b>Assembly</b>	Top plate is welded to the vertical column and the vertical column is welded to the horizontal base. No tie rod assembly. Base mounts to tabletop with ¼-20 x 1" machine screws into metal inserts in top.
<b>Finish</b>	Choice of standard powder coat colors – See "Color Selections" brochure.

### Flip-Top Mechanism

Durable all-steel construction with a spring-loaded release handle and a safety catch to maintain flipped-up position.

## TABLE TOP SPECIFICATIONS

### Table Tops

Table top core is CARB Phase I & Phase II Compliant. Laminate, wood veneer and phenolic backing are glued with water based adhesives.



X-BASE FLIP-TOP DETAIL

## FINISHES

### Laminate/Veneer Selections

ERG offers over 1000 standard laminate choices from Nevamar, Wilsonart, Formica and Pionite. Wood veneer is available in transparent stain colors - custom stain matching available.

### Edge Selections:

ERG offers a wide variety of table top edge materials including PVC, wood, aluminum and resin/urethane.

Special Edge Note: When ganging or butting tables together, ERG recommends using 3MM flat edge or flat wood edge. Square tables using PVC T-edge will have a 2" radius on all corners.


### Table Base/Legs

Arccos is available in all of our standard powder coat colors.


## OPTIONS

- CODE: FLIP-X - Flip Top per X-base
- CODE: FLIP-T - Flip Top for two T-legs
- CODE: FOLD - Lightweight Folding Leg Mechanism per table
- CODE: ASB - Anti-Sag bar for tables under 72"
- CODE: STH - Special Table Height (other than 29")
- CODE: ULW - Ultra-lightweight table top
- CODE: RP - Painted Foot-ring for bar height
- CODE: CAS3 - Mobile Casters
- CODE: GD - Ganging
- TABLE ACCESSORIES - Grommets, Wire Management, Power/Data Options, see the Table Accessories pricing.
- CODE: RAD - Radius Corners for 3MM Edge
- CODE: FTBH - Flip top support bar for rectangular bar height tables. (Maximum table top size 30x72)


**MODEL / DESCRIPTION / LIST PRICING**
**ARCCOS | CAFÉ | ROUND**

	Model Number	Table Top Size	Shpg. Wght.	Base Spread	LAMINATE TOP ASSORTED EDGES							VENEER TOP	
					GRP 1	GRP 2	GRP 3	GRP 4	GRP 5	GRP 6	GRP 7	GRP 8	GRP 9
 ROUND	AR24D	24" Dia.	32	22"- X	\$711	\$721	\$802	\$870	\$1009	\$1124	\$1263	\$1828	\$2123
	AR30D	30" Dia.	43	26"- X	\$778	\$793	\$902	\$992	\$1176	\$1328	\$1511	\$2066	\$2333
	AR36D	36" Dia.	53	32"- X	\$975	\$993	\$1122	\$1232	\$1456	\$1640	\$1862	\$2572	\$2919
	AR42D	42" Dia.	72	32"- X	\$1120	\$1144	\$1312	\$1456	\$1746	\$1986	\$2275	\$3021	\$3355
	AR48D	48" Dia.	81	38"- X	\$1221	\$1250	\$1454	\$1628	\$1977	\$2268	\$2619	\$3362	\$3661
	AR54D	54" Dia.	56	38"- X	\$1407	\$1439	\$1672	\$1869	\$2266	\$2597	\$2995	\$3862	\$4221
	AR60D	60" Dia.	63	38"- 4COL	\$1510	\$1548	\$1815	\$2044	\$2504	\$2885	\$3345	\$4209	\$4532


**ARCCOS | CAFÉ | SQUARE**

	Model Number	Table Top Size	Shpg. Wght.	Base Spread	LAMINATE TOP ASSORTED EDGES							VENEER TOP	
					GRP 1	GRP 2	GRP 3	GRP 4	GRP 5	GRP 6	GRP 7	GRP 8	GRP 9
 SQUARE	AR24S	24" Sq.	40	22"- X	\$717	\$728	\$813	\$884	\$1029	\$1148	\$1291	\$1855	\$2148
	AR2430S	24x30 Sq.	49	22"- X	\$759	\$772	\$869	\$954	\$1122	\$1262	\$1430	\$1992	\$2272
	AR30S	30" Sq.	54	26"- X	\$783	\$799	\$906	\$998	\$1180	\$1334	\$1517	\$2080	\$2349
	AR36S	36" Sq.	67	32"- X	\$986	\$1004	\$1137	\$1252	\$1481	\$1670	\$1899	\$2610	\$2954
	AR42S	42" Sq.	90	38"- X	\$1086	\$1111	\$1278	\$1423	\$1712	\$1953	\$2241	\$2947	\$3257
	AR48S	48" Sq.	107	38"- X	\$1159	\$1188	\$1382	\$1548	\$1881	\$2158	\$2493	\$3196	\$3480

**ARCCOS | CAFÉ | RECTANGLE**

	Model Number	Table Top Size	Shpg. Wght.	Base Spread	LAMINATE TOP ASSORTED EDGES							VENEER TOP	
					GRP 1	GRP 2	GRP 3	GRP 4	GRP 5	GRP 6	GRP 7	GRP 8	GRP 9
 RECTANGLE	AR2448	24x48 Sq.	70	2-22"- T	\$905	\$922	\$1049	\$1156	\$1372	\$1553	\$1769	\$2407	\$2712
	AR2460	24x60 Sq.	79	2-22"- T	\$946	\$967	\$1108	\$1229	\$1470	\$1672	\$1913	\$2550	\$2839
	AR3048	30x48 Sq.	79	2-22"- T	\$952	\$971	\$1114	\$1238	\$1482	\$1685	\$1929	\$2566	\$2853
	AR3060	30x60 Sq.	90	2-22"- T	\$1003	\$1026	\$1186	\$1323	\$1601	\$1829	\$2105	\$2740	\$3009

**ARCCOS | CAFÉ | BAR HEIGHT**

	Model Number	Table Top Size	Shpg. Wght.	Base Spread	LAMINATE TOP ASSORTED EDGES							VENEER TOP	
					GRP 1	GRP 2	GRP 3	GRP 4	GRP 5	GRP 6	GRP 7	GRP 8	GRP 9
 ROUND	ARH24D	24" Dia.	40	22"- X	\$884	\$897	\$977	\$1048	\$1185	\$1300	\$1439	\$2214	\$2648
	ARH30D	30" Dia.	50	26"- X	\$955	\$969	\$1076	\$1168	\$1350	\$1505	\$1686	\$2454	\$2857
	ARH36D	36" Dia.	63	32"- X	\$1139	\$1157	\$1287	\$1398	\$1620	\$1805	\$2026	\$2935	\$3410

Note: FTBH option is required with STH option when ordering rectangle flip-top tables over 29" table height.

**OPTIONS**

Add upcharge to list price and code to model number

FLIP-T	Flip-Top for two T-legs	\$358
FLIP-X	Flip-Top per X-base (up to 42" top maximum)	\$125
FOLD	Lightweight Folding Leg Mechanism per table	\$298
ASB	Anti-Sag Bar for tables under 72"	\$80
STH	Special Table Height (other than 29")	\$150 per base
ULW	Ultra-lightweight table top	\$190

RP	Painted Foot-ring for Bar Height	\$110
CAS3	Mobile Casters - Black	\$25 each
GD	Ganging per table	\$95
RAD	Radius Corners for 3MM Edge	\$200 per table
FTBH	All t-base bar height tables with flip top	\$300



STATIONARY T BASE



**Table Storage Dollies**  
See Accessories Section



T-LEG FLIP-TOP TABLE WITH CASTERS  
AND POWER/DATA OPTIONS

## ORDERING INFORMATION

- |                            |                               |
|----------------------------|-------------------------------|
| 1) Series Name             | 6) Laminate Selection and No. |
| 2) Model Number            | 7) Edge Style Code and Color  |
| 3) Size                    | 8) Wood Species               |
| 4) Quantity                | 9) Wood Stain Color           |
| 5) Powder Coat Frame Color | 10) Optional Items            |

## ARCCOS TRAINING BASE SPECIFICATIONS

### Arccos T Base

<b>Table Height</b>	Table height is 29" to 30" depending on table top specified.
<b>Column</b>	3" round or 1.5" x 3" oval 14 gauge steel tubing welded to base and top plate.
<b>Base</b>	1.25", 14 gauge round tubular steel and .1875" flat plate steel. Base spread is 16", 22", 26", 32" or 38"
<b>Top Plate</b>	Stamped steel, depending on size of tabletop: 10" x 10" square • 12" X 12" square 14" X 14" square • 24" x 24" square
<b>Glides</b>	Black pivoting glides.
<b>Assembly</b>	Top plate is welded to the vertical column and the vertical column is welded to the horizontal base. No tie rod assembly. Base mounts to tabletop with ¼-20 x 1" machine screws into metal inserts in top. Stretcher steel bars are used on tops 72" and longer.
<b>Finish</b>	Choice of standard powder coat colors – See "Color Selections" brochure.

### Flip-Top Mechanism

Aluminum die-cast top plate and aluminum housing with single handle cable release.

### Folding Mechanism

Lightweight nylon injection molded housing, cast aluminum pivot and metal locking slider. Rigid, taper locking design is activated by single lever that also locks in folded position.

## TABLE TOP SPECIFICATIONS

### Table Tops

Table top core is CARB Phase I & Phase II Compliant. Laminate, wood veneer and phenolic backing are glued with water based adhesives.

### Ultra-Lightweight Table Tops

Ultra-lightweight tables have an exceptionally strong manufactured MDF top made from 100% recovered and recycled wood fiber with at least 25% post-industrial recycled fiber; the balance consisting of recovered waste fiber. Ultra-light tables are 18% lighter than standard tables.

## FINISHES

### Laminate/Veneer Selections

ERG offers over 1000 standard laminate choices from Nevamar, Wilsonart, Formica and Pionite. Wood veneer is available in transparent stain colors - custom stain matching available.

### Edge Selections:


ERG offers a wide variety of table top edge materials including PVC, wood, aluminum and resin/urethane. Refer to the beginning of this Tables section for more details.

Special Edge Note: When ganging or butting tables together, ERG recommends using 3MM flat edge or flat wood edge. Square tables using PVC T-edge will have a 2" radius on all corners.

## OPTIONS

- CODE: FLIP-T - Flip Top for two T-legs
- CODE: FOLD - Lightweight Folding Leg Mechanism per table
- CODE: ASB - Anti-Sag Bar for tables under 72"
- CODE: STH - Special Table Height (other than 29")
- CODE: ULW - Ultra-lightweight table top
- CODE: CAS3 - 3" Mobile Casters
- CODE: GD - Ganging
- TABLE ACCESSORIES - Grommets, Wire Management, Power/Data Options, see the Table Accessories pricing.
- CODE: RAD - Radius Corners for 3MM Edge
- CODE: FTBH – Flip top support bar for rectangular bar height tables.  
(Maximum table top size 30x72)

Note: When ordering modesty panel, table and panel must have 3MM edge.



FOLDING MECHANISM



T-LEG FLIP-TOP DETAIL



ARCCOS T-LEG PROFILE



SHOWN WITH CASTERS

**MODEL / DESCRIPTION / LIST PRICING**
**ARCCOS | RECTANGLE**

RECTANGLE

Model Number	Table Top Size	Shpg. Wght.	Base Spread	LAMINATE TOP ASSORTED EDGES								VENEER TOP	
				GRP 1	GRP 2	GRP 3	GRP 4	GRP 5	GRP 6	GRP 7	GRP 8	GRP 9	
AR1836	18 X 36	48	2-16"- T	\$805	\$817	\$909	\$986	\$1143	\$1272	\$1427	\$2069	\$2407	
AR1848	18 X 48	55	2-16"- T	\$837	\$851	\$955	\$1042	\$1220	\$1366	\$1541	\$2182	\$2508	
AR1860	18 X 60	62	2-16"- T	\$870	\$887	\$1002	\$1100	\$1297	\$1461	\$1657	\$2297	\$2611	
AR1872	18 X 72	69	2-16"- T	\$1013	\$1033	\$1159	\$1267	\$1485	\$1663	\$1880	\$2651	\$3040	
AR1884	18 X 84	90	2-16"- T	\$1070	\$1091	\$1238	\$1363	\$1612	\$1821	\$2069	\$2838	\$3209	
AR1896	18 X 96	97	2-16"- T	\$1132	\$1154	\$1312	\$1447	\$1716	\$1942	\$2211	\$3011	\$3392	
AR2436	24 X 36	57	2-22"- T	\$862	\$878	\$989	\$1085	\$1275	\$1433	\$1625	\$2263	\$2581	
AR2448	24 X 48	108	2-22"- T	\$905	\$922	\$1049	\$1156	\$1372	\$1553	\$1769	\$2407	\$2712	
AR2460	24 X 60	75	2-22"- T	\$946	\$967	\$1108	\$1229	\$1470	\$1672	\$1913	\$2550	\$2839	
AR2472	24 X 72	84	2-22"- T	\$1099	\$1122	\$1278	\$1410	\$1679	\$1901	\$2167	\$2935	\$3296	
AR2484	24 X 84	108	2-22"- T	\$1164	\$1190	\$1368	\$1520	\$1826	\$2082	\$2386	\$3152	\$3490	
AR2496	24 X 96	117	2-22"- T	\$1234	\$1262	\$1456	\$1620	\$1953	\$2229	\$2561	\$3355	\$3702	
AR3036	30 X 36	64	2-22"- T	\$902	\$917	\$1041	\$1150	\$1364	\$1540	\$1753	\$2395	\$2697	
AR3048	30 X 48	75	2-22"- T	\$952	\$971	\$1114	\$1238	\$1482	\$1685	\$1929	\$2566	\$2853	
AR3060	30 X 60	86	2-22"- T	\$1003	\$1026	\$1186	\$1323	\$1601	\$1829	\$2105	\$2740	\$3009	
AR3072	30 X 72	98	2-22"- T	\$1164	\$1191	\$1370	\$1521	\$1828	\$2085	\$2391	\$3154	\$3493	
AR3084	30 X 84	124	2-22"- T	\$1239	\$1267	\$1471	\$1648	\$1998	\$2289	\$2640	\$3402	\$3716	
AR3096	30 X 96	135	2-22"- T	\$1317	\$1349	\$1571	\$1761	\$2144	\$2461	\$2841	\$3634	\$3953	
AR3648	36 X 48	86	2-26"- T	\$1010	\$1033	\$1197	\$1338	\$1615	\$1849	\$2127	\$2762	\$3031	
AR3660	36 X 60	100	2-26"- T	\$1070	\$1097	\$1280	\$1439	\$1755	\$2019	\$2334	\$2966	\$3213	
AR3672	36 X 72	113	2-26"- T	\$1241	\$1271	\$1475	\$1652	\$2003	\$2298	\$2650	\$3410	\$3724	
AR3684	36 X 84	140	2-26"- T	\$1322	\$1355	\$1592	\$1792	\$2193	\$2528	\$2929	\$3688	\$3972	
AR3696	36 X 96	153	2-26"- T	\$1411	\$1448	\$1704	\$1923	\$2361	\$2724	\$3164	\$3952	\$4237	

Note: FTBH option is required with STH option when ordering rectangle flip-top tables over 29" table height.

**OPTIONS**

Add upcharge to list price and code to model number

FLIP-T	Flip-Top for two T-legs	\$358
FOLD	Lightweight Folding Leg Mechanism per table	\$298
ASB	Anti-Sag Bar for tables under 72"	\$80
STH	Special Table Height (other than 29")	\$150 per leg
ULW	Ultra-lightweight table top	\$190

CAS3	3" Mobile Casters (2 Casters per leg)	\$25 each
GD	Ganging per table	\$95
RAD	Radius Corners for 3MM Edge	\$200 per table
FTBH	All t-base bar height tables with flip top	\$300



**ARCHER TABLE OF CONTENTS**

Archer Cafe.....	2
Archer Training.....	4



X-BASE CAFÉ TABLE



X-BASE BAR HEIGHT TABLE

## ORDERING INFORMATION

- |                            |                               |
|----------------------------|-------------------------------|
| 1) Series Name             | 6) Laminate Selection and No. |
| 2) Model Number            | 7) Edge Style Code and Color  |
| 3) Size                    | 8) Wood Species               |
| 4) Quantity                | 9) Wood Stain Color           |
| 5) Powder Coat Frame Color | 10) Optional Items            |

## ARCHER CAFÉ BASE SPECIFICATIONS

### Archer X Base

<b>Table Height</b>	Table height is 29" to 30" depending on table top specified. Bar Height table is 42".
<b>Column</b>	2" or 2.5" square 14 gauge steel tubing.
<b>Base</b>	1" x 2" 14 gauge steel arched rectangular tubing – 22", 26", 32" or 38" spreads with metal welded end caps.
<b>Top Plate</b>	10" x 10" square • 12" X 12" square 14" X 14" square • 24" x 24" square
<b>Glides</b>	Black pivoting glides.
<b>Assembly</b>	Top plate is welded to the vertical column and the vertical column is welded to the horizontal base. No tie rod assembly. Base mounts to tabletop with ¼-20 x 1" machine screws into metal inserts in top.
<b>Finish</b>	Choice of standard powder coat colors – See "Color Selections" brochure.

### Flip-Top Mechanism

Durable all-steel construction with a spring-loaded release handle and a safety catch to maintain flipped-up position.

## TABLE TOP SPECIFICATIONS

### Table Tops

Table top core is CARB Phase I & Phase II Compliant. Laminate, wood veneer and phenolic backing are glued with water based adhesives.

## FINISHES

### Laminate/Veneer Selections

ERG offers over 1000 standard laminate choices from Nevamar, Wilsonart, Formica and Pionite. Wood veneer is available in transparent stain colors - custom stain matching available.

### Edge Selections:

ERG offers a wide variety of table top edge materials including PVC, wood, aluminum and resin/urethane.

Special Edge Note: When ganging or butting tables together, ERG recommends using 3MM flat edge, or flat wood edge. Square tables using PVC T-edge will have a 2" radius on all corners. Table Bases and Legs

## OPTIONS

- CODE: FLIP-T - Flip Top for two T-legs
- CODE: FLIP-X - Flip Top per X-base
- CODE: FOLD - Lightweight Folding Leg Mechanism per table
- CODE: ASB - Anti-Sag Bar for tables under 72"
- CODE: STH - Special Table Height (other than 29")
- CODE: ULW - Ultra-lightweight table top
- CODE: CAS3 - 3" Mobile Casters
- CODE: GD - Ganging
- TABLE ACCESSORIES - Grommets, Wire Management, Power/Data Options, see the Table Accessories pricing.
- MODESTY PANEL - Two versions, removable and folding, are available, see the Table Accessories pricing.
- CODE: RAD - Radius Corners for 3MM Edge
- CODE: FTBH – Flip top support bar for rectangular bar height tables.  
(Maximum table top size 30x72)



BASE  
DETAIL



GLIDE  
DETAIL



CASTER  
DETAIL


Note: When ordering modesty panel, table and panel must have 3MM edge.




**MODEL / DESCRIPTION / LIST PRICING**
**ARCHER | CAFÉ | ROUND**

	Model Number	Table Top Size	Shpg. Wght.	Base Spread	LAMINATE TOP ASSORTED EDGES							VENEER TOP	
					GRP 1	GRP 2	GRP 3	GRP 4	GRP 5	GRP 6	GRP 7	GRP 8	GRP 9
 ROUND	AH24D	24" Dia.	32	22"- X	\$750	\$762	\$851	\$927	\$1079	\$1207	\$1359	\$1946	\$2245
	AH30D	30" Dia.	43	26"- X	\$825	\$844	\$960	\$1062	\$1263	\$1430	\$1634	\$2207	\$2476
	AH36D	36" Dia.	53	32"- X	\$1011	\$1032	\$1173	\$1296	\$1540	\$1744	\$1987	\$2696	\$3032
	AH42D	42" Dia.	72	32"- X	\$1170	\$1197	\$1382	\$1540	\$1859	\$2122	\$2441	\$3190	\$3511
	AH48D	48" Dia.	86	38"- X	\$1283	\$1315	\$1538	\$1729	\$2115	\$2434	\$2820	\$3564	\$3848
	AH54D	54" Dia.	103	38"- X	\$1488	\$1525	\$1781	\$1999	\$2434	\$2798	\$3235	\$4122	\$4469
	AH60D	60" Dia.	123	38"- X	\$1605	\$1645	\$1938	\$2192	\$2696	\$3117	\$3621	\$4502	\$4814


**ARCHER | CAFÉ | SQUARE**

	Model Number	Table Top Size	Shpg. Wght.	Base Spread	LAMINATE TOP ASSORTED EDGES							VENEER TOP	
					GRP 1	GRP 2	GRP 3	GRP 4	GRP 5	GRP 6	GRP 7	GRP 8	GRP 9
 SQUARE	AH24S	24" Sq.	40	22"- X	\$725	\$748	\$835	\$888	\$1052	\$1187	\$1348	\$1865	\$2119
	AH30S	30" Sq.	54	26"- X	\$831	\$848	\$967	\$1066	\$1268	\$1437	\$1638	\$2221	\$2493
	AH36S	36" Sq.	67	32"- X	\$1025	\$1044	\$1192	\$1317	\$1569	\$1777	\$2028	\$2738	\$3069
	AH42S	42" Sq.	90	38"- X	\$1134	\$1162	\$1345	\$1505	\$1823	\$2088	\$2405	\$3111	\$3402
	AH48S	48" Sq.	107	38"- X	\$1214	\$1246	\$1459	\$1642	\$2009	\$2314	\$2681	\$3380	\$3649

**ARCHER | CAFÉ | RECTANGLE**

	Model Number	Table Top Size	Shpg. Wght.	Base Spread	LAMINATE TOP ASSORTED EDGES							VENEER TOP	
					GRP 1	GRP 2	GRP 3	GRP 4	GRP 5	GRP 6	GRP 7	GRP 8	GRP 9
 RECTANGLE	AH2430S	24x30	49	22"- X	\$803	\$820	\$926	\$1019	\$1205	\$1357	\$1541	\$2125	\$2408
	AH2448	24x48	70	2-22"- T	\$855	\$873	\$999	\$1107	\$1322	\$1504	\$1719	\$2299	\$2564
	AH2460	24x60	79	2-22"- T	\$897	\$916	\$1058	\$1179	\$1420	\$1623	\$1865	\$2441	\$2692
	AH3048	30x48	84	2-22"- T	\$903	\$922	\$1065	\$1186	\$1432	\$1635	\$1880	\$2457	\$2707
	AH3060	30x60	90	2-22"- T	\$954	\$977	\$1136	\$1276	\$1551	\$1780	\$2056	\$2631	\$2862

**ARCHER | CAFÉ | BAR HEIGHT**

	Model Number	Table Top Size	Shpg. Wght.	Base Spread	LAMINATE TOP ASSORTED EDGES							VENEER TOP	
					GRP 1	GRP 2	GRP 3	GRP 4	GRP 5	GRP 6	GRP 7	GRP 8	GRP 9
 ROUND	AHH24D	24" Dia.	40	22"- X	\$943	\$956	\$1044	\$1122	\$1273	\$1401	\$1552	\$2369	\$2823
	AHH30D	30" Dia.	53	26"- X	\$1020	\$1036	\$1154	\$1256	\$1454	\$1624	\$1825	\$2633	\$3053
	AHH36D	36" Dia.	63	32"- X	\$1194	\$1213	\$1354	\$1477	\$1722	\$1925	\$2168	\$3095	\$3572
	AHH36S	36" Sq.	67	32"- X	\$1266	\$1286	\$1434	\$1559	\$1812	\$2019	\$2270	\$3269	\$3787

Note: FTBH option is required with STH option when ordering rectangle flip-top tables over 29" table height.

**OPTIONS**

Add upcharge to list price and code to model number

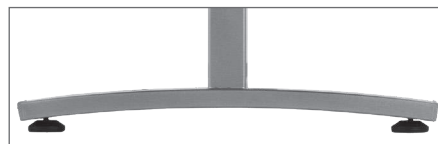
FLIP-T	Flip-Top for two T-legs	\$358
FLIP-X	Flip-Top per X-base (up to 42" top maximum)	\$125
FOLD	Lightweight Folding Leg Mechanism per table	\$298
ASB	Anti-Sag Bar for tables under 72"	\$80
STH	Special Table Height (other than 29")	\$150 per base

ULW	Ultra-lightweight table top	\$190
CAS3	3" Mobile Casters (2 Casters per leg)	\$25 each
GD	Ganging per table	\$95
RAD	Radius Corners for 3MM Edge	\$200 per table
FTBH	All t-base bar height tables with flip top	\$300





NESTED FLIP-TOP TABLES


 TRAINING TABLE WITH  
 CASTERS AND POWER OPTION


LEG DETAIL

## ORDERING INFORMATION

- |                            |                               |
|----------------------------|-------------------------------|
| 1) Series Name             | 6) Laminate Selection and No. |
| 2) Model Number            | 7) Edge Style Code and Color  |
| 3) Size                    | 8) Wood Species               |
| 4) Quantity                | 9) Wood Stain Color           |
| 5) Powder Coat Frame Color | 10) Optional Items            |

## ARCHER TRAINING BASE SPECIFICATIONS

### Archer T Base

<b>Table Height</b>	Table height is 29" to 30" depending on table top specified.
<b>Column</b>	2" or 2.5" square 14 gauge steel tubing.
<b>Base</b>	1" x 2" 14 gauge steel arched rectangular tubing – 16" 22", 26" spreads with metal welded end caps.
<b>Plate</b>	8" x 8" square 12 gauge stamped steel 2" x 4" 12 gauge stamped steel (Flip-Top or Folding).
<b>Glides</b>	Black adjustable self-leveling swivel glides.
<b>Assembly</b>	Top plate is welded to the vertical column and the vertical column is welded to the horizontal base plate. No tie rod assembly. Base mounts to tabletop with 1/4-20 x 1" machine screws into metal inserts in top. Stretcher steel bars are used on tops 72" and longer.
<b>Finish</b>	Choice of standard powder coat colors – See "Color Selections" brochure.

### Flip-Top Mechanism

Aluminum die-cast top plate and aluminum housing with single handle cable release.

### Folding Mechanism

Nylon injection molded housing, cast aluminum pivot and metal locking slider. Rigid, taper locking design is activated by single lever that also locks in folded position.

## TABLE TOP SPECIFICATIONS

### Table Tops

Table top core is CARB Phase I & Phase II Compliant. Laminate, wood veneer and phenolic backing are glued with water based adhesives.

### Ultra-Lightweight Table Tops

Ultra-lightweight tables have an exceptionally strong manufactured MDF top made from 100% recovered and recycled wood fiber with at least 25% post-industrial recycled fiber; the balance consisting of recovered waste fiber. Ultra-light tables are 18% lighter than standard tables.


 GLIDE  
 DETAIL

 CASTER  
 DETAIL

 FLIP-TOP  
 DETAIL

## FINISHES

### Laminate/Veneer Selections

ERG offers over 1000 standard laminate choices from Nevamar, Wilsonart, Formica and Pionite. Wood veneer is available in transparent stain colors - custom stain matching available.

### Edge Selections:

ERG offers a wide variety of table top edge materials including PVC, wood, aluminum and resin/urethane.

Special Edge Note: When ganging or butting tables together, ERG recommends using 3MM flat edge, or flat wood edge. Square tables using PVC T-edge will have a 2" radius on all corners. Table Bases and Legs

## OPTIONS


- CODE: FLIP-T - Flip Top for two T-legs
- CODE: FOLD - Lightweight Folding Leg Mechanism per table
- CODE: ASB - Anti-Sag Bar for tables under 72"
- CODE: STH - Special Table Height (other than 29")
- CODE: ULW - Ultra-lightweight table top
- CODE: CAS3 - 3" Mobile Casters
- CODE: GD - Ganging
- TABLE ACCESSORIES - Grommets, Wire Management, Power/Data Options, see the Table Accessories pricing.
- MODESTY PANEL - Two versions, removable and folding, are available, see the Table Accessories pricing.
- CODE: RAD - Radius Corners for 3MM Edge
- CODE: FTBH - Flip top support bar for rectangular bar height tables.  
(Maximum table top size 30x72)

Note: When ordering modesty panel, table and panel must have 3MM edge.

**MODEL / DESCRIPTION / LIST PRICING**
**ARCHER | RECTANGLE**

	Model Number	Table Top Size	Shpg. Wght.	Base Spread	LAMINATE TOP ASSORTED EDGES							VENEER TOP	
					GRP 1	GRP 2	GRP 3	GRP 4	GRP 5	GRP 6	GRP 7	GRP 8	GRP 9
 RECTANGLE	AH1836	18 X 36	54	2-16"- T	\$754	\$768	\$858	\$936	\$1091	\$1222	\$1377	\$1962	\$2259
	AH1848	18 X 48	61	2-16"- T	\$789	\$803	\$906	\$993	\$1169	\$1317	\$1492	\$2072	\$2362
	AH1860	18 X 60	68	2-16"- T	\$822	\$838	\$954	\$1052	\$1247	\$1410	\$1606	\$2187	\$2464
	AH1872	18 X 72	75	2-16"- T	\$966	\$982	\$1110	\$1219	\$1434	\$1615	\$1832	\$2542	\$2893
	AH1884	18 X 84	81	2-16"- T	\$1022	\$1041	\$1188	\$1313	\$1563	\$1771	\$2021	\$2729	\$3060
	AH1896	18 X 96	88	2-16"- T	\$1082	\$1104	\$1262	\$1397	\$1667	\$1893	\$2163	\$2904	\$3244
	AH2436	24 X 36	61	2-22"- T	\$812	\$829	\$939	\$1034	\$1224	\$1383	\$1574	\$2155	\$2433
	AH2448	24 X 48	70	2-22"- T	\$855	\$873	\$999	\$1107	\$1322	\$1504	\$1719	\$2299	\$2564
	AH2460	24 X 60	79	2-22"- T	\$897	\$916	\$1058	\$1179	\$1420	\$1623	\$1865	\$2441	\$2692
	AH2472	24 X 72	88	2-22"- T	\$1051	\$1071	\$1228	\$1363	\$1629	\$1851	\$2119	\$2826	\$3148
	AH2484	24 X 84	97	2-22"- T	\$1114	\$1142	\$1318	\$1471	\$1778	\$2033	\$2339	\$3043	\$3343
	AH2496	24 X 96	106	2-22"- T	\$1184	\$1211	\$1406	\$1571	\$1903	\$2179	\$2509	\$3247	\$3554
	AH3036	30 X 36	68	2-22"- T	\$850	\$868	\$993	\$1099	\$1313	\$1492	\$1706	\$2284	\$2551
	AH3048	30 X 48	79	2-22"- T	\$903	\$922	\$1065	\$1186	\$1432	\$1635	\$1880	\$2457	\$2707
	AH3060	30 X 60	90	2-22"- T	\$954	\$977	\$1136	\$1276	\$1551	\$1780	\$2056	\$2631	\$2862
	AH3072	30 X 72	102	2-22"- T	\$1115	\$1142	\$1319	\$1472	\$1779	\$2034	\$2340	\$3047	\$3345
	AH3084	30 X 84	113	2-22"- T	\$1190	\$1219	\$1423	\$1598	\$1947	\$2240	\$2592	\$3292	\$3568
	AH3096	30 X 96	124	2-22"- T	\$1268	\$1299	\$1521	\$1713	\$2093	\$2411	\$2793	\$3527	\$3805
	AH3648	36 X 48	88	2-26"- T	\$961	\$985	\$1147	\$1287	\$1566	\$1800	\$2080	\$2653	\$2883
	AH3660	36 X 60	102	2-26"- T	\$1022	\$1048	\$1231	\$1389	\$1706	\$1969	\$2284	\$2857	\$3066
	AH3672	36 X 72	115	2-26"- T	\$1192	\$1221	\$1427	\$1602	\$1954	\$2248	\$2599	\$3301	\$3577
	AH3684	36 X 84	129	2-26"- T	\$1275	\$1307	\$1541	\$1744	\$2144	\$2478	\$2880	\$3579	\$3825
	AH3696	36 X 96	142	2-26"- T	\$1363	\$1398	\$1654	\$1872	\$2310	\$2675	\$3114	\$3842	\$4090

**ARCHER | SECTIONAL | HALF ROUND**

	Model Number	Table Top Size	Shpg. Wght.	Base Spread	LAMINATE TOP ASSORTED EDGES							VENEER TOP	
					GRP 1	GRP 2	GRP 3	GRP 4	GRP 5	GRP 6	GRP 7	GRP 8	GRP 9
 HALF ROUND	AHHR2448	24 X 48	70	2-16"- T	\$1135	\$1167	\$1393	\$1583	\$1968	\$2287	\$2672	\$3241	\$3410
	AHHR3060	30 X 60	90	2-22"- T	\$1225	\$1262	\$1518	\$1738	\$2177	\$2542	\$2980	\$3544	\$3685
	AHHR3672	36 X 72	115	2-26"- T	\$1456	\$1497	\$1795	\$2052	\$2562	\$2987	\$3497	\$4188	\$4374

Note: FTBH option is required with STH option when ordering rectangle flip-top tables over 29" table height.

**OPTIONS**

Add upcharge to list price and code to model number


FLIP-T	Flip-Top for two T-legs	\$358
FOLD	Lightweight Folding Leg Mechanism per table	\$298
ASB	Anti-Sag Bar for tables under 72"	\$80
STH	Special Table Height (other than 29")	\$150 per leg
ULW	Ultra-lightweight table top	\$190

CAS3	3" Mobile Casters (2 Casters per leg)	\$25 each
GD	Ganging per table	\$95
RAD	Radius Corners for 3MM Edge	\$200 per table
FTBH	All t-base bar height tables with flip top	\$300

**ARISTO SERIES**

The Aristo Series features a laminate frame and back. Seats and backs can be upholstered with your choice of fabric over high density foam.

**NOW IN LAMINATE  
AT  
REDUCED PRICES**



ARISTO BANQUETTE

**ORDERING INFORMATION**

- |                          |                       |
|--------------------------|-----------------------|
| 1) Series Name           | 5) Laminate Selection |
| 2) Model Number          | 6) Plinth Base Finish |
| 3) Quantity              | 7) Optional Items     |
| 4) Fabric Grade & Number |                       |

**ARISTO BANQUETTE SPECIFICATIONS**

**Upholstery**

Seat and back are covered in choice of fabric, vinyl, crypton, leather or COM. ERG uses only water based glues and adhesives in our upholstery process.

**Frame Construction**

The Aristo frame is made of laminate. All foam is fully bonded to frame. Seat cushions are 5" graded high resiliency (H.R.) block foam with back 2" (H.R.) foam, covered entirely with special bonded polyester fiber to protect final upholstery.

**Plinth Base**

The standard recessed base is available in a choice of laminate or unfinished so that you can add your own cove base or carpet.

**Anchoring**

Aristo dining benches are easy to anchor to the floor. Floor mount instructions can be provided by customer service. Hardware for anchoring bench to the floor is not included.

**Note:**

Please allow extra fabric for repeat design.

**COLORS / FINISHES**

**Seat and Back**

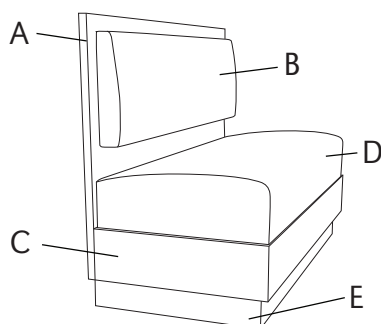
Seat and back are covered in choice of fabric, vinyl, crypton, leather

**Laminate Selections**

ERG offers over 1000 standard laminate choices from Nevamar, Wilsonart, Formica and Pionite.

**OPTIONS**

- CODE: FR - CAL 133 (TB 133) Fire Retardant.
- CODE: MB -Moisture Barrier (up to 60" overall width).
- CODE: MB60 -Moisture Barrier (over 60" overall width).
- CODE: MBB -Moisture Barrier (up to 60" overall width Back-to-Back).
- CODE: MBB60 -Moisture Barrier (over 60" overall width Back-to-Back).
- CODE: 2FO - Two Fabric Option.
- CODE: CO - Clean Out.
- CODE: PIP - Piping on edge of upholstery section, back or bench
- CODE: UFB - Unfinished Plinth Base.



- A - Frame Back Panel - Choice of Laminate
- B - Seat Back - Choice of fabrics
- C - Frame Seat - Choice of Laminate
- D - Seat - Choice of fabrics
- E - Recessed Base - Specify unfinished or laminate

DIMENSIONS	Straight Banquette	Back to Back Banquette
Seat Depth:	20"	20"
Seat Height:	18"	18"
Overall Depth:	24"	47"
Overall Width:	48", 60", 72"	48", 60", 72"
Overall Height:	34"	34"
Qty./Wt.:	1 ea./150 lbs.	1 ea./300 lbs.



ARISTO BACK TO BACK BANQUETTE

**MODEL / DESCRIPTION / LIST PRICING**

**4850** 48" Banquette


COM Yardage: Total: 4.5 Yds. / Back: 2 Yds. / Seat: 2.5 Yds.

COM	GR1	GR2	GR3	GR4	GR5	GR6	GR7	GR8	GR9	GR10	LEA
\$4153	\$4443	\$4621	\$4806	\$4998	\$5198	\$5405	\$5622	\$5847	\$6081	\$6324	\$7475


**4852** 60" Banquette

COM Yardage: Total: 5.75 Yds. / Back: 2.75 Yds. / Seat: 3 Yds.

COM	GR1	GR2	GR3	GR4	GR5	GR6	GR7	GR8	GR9	GR10	LEA
\$6131	\$6560	\$6823	\$7096	\$7380	\$7675	\$7982	\$8302	\$8633	\$8978	\$9338	\$11036


**4854** 72" Banquette

COM Yardage: Total: 6.5 Yds. / Back: 3 Yds. / Seat: 3.5 Yds.

COM	GR1	GR2	GR3	GR4	GR5	GR6	GR7	GR8	GR9	GR10	LEA
\$8305	\$8887	\$9242	\$9612	\$9996	\$10396	\$10812	\$11244	\$11694	\$12162	\$12648	\$14949


**4856** 48" Back-to-Back Banquette

COM Yardage: Total: 9 Yds. / Back: 4 Yds. / Seat: 5 Yds.

COM	GR1	GR2	GR3	GR4	GR5	GR6	GR7	GR8	GR9	GR10	LEA
\$7889	\$8441	\$8779	\$9130	\$9495	\$9876	\$10271	\$10681	\$11109	\$11552	\$12015	\$14201

**4858** 60" Back-to-Back Banquette

COM Yardage: Total: 11.5 Yds. / Back: 5.5 Yds. / Seat: 6 Yds.

COM	GR1	GR2	GR3	GR4	GR5	GR6	GR7	GR8	GR9	GR10	LEA
\$11649	\$12464	\$12964	\$13482	\$14021	\$14582	\$15165	\$15772	\$16402	\$17059	\$17741	\$20968

**4860** 72" Back-to-Back Banquette

COM Yardage: Total: 13 Yds. / Back: 6 Yds. / Seat: 7 Yds.

COM	GR1	GR2	GR3	GR4	GR5	GR6	GR7	GR8	GR9	GR10	LEA
\$15781	\$16885	\$17560	\$18263	\$18994	\$19754	\$20544	\$21365	\$22220	\$23109	\$24033	\$28405

**OPTIONS**

Add upcharge to list price and code to model number

FR	CAL 133 (TB 133) Fire Retardant per yard	\$90/yd.
MB	Moisture Barrier - up to 60" width	\$125 each
MB60	Moisture Barrier - over 60" width	\$200 each
MBB	Moisture Barrier - up to 60" width Back-to-Back	\$250 each
MBB60	Moisture Barrier - over 60" width Back-to-Back	\$400 each

2FO	Two Fabric Option	\$98
CO	Clean Out - up to 60" width	\$250
CO	Clean Out - over 60" width	\$350
PIP	Piping horizontally & vertically - per bench or back	\$60
UFB	Unfinished Plinth Base	Deduct \$80



**ASHTON TABLE OF CONTENTS**

Ashton Lounge .....	2
Ashton Bench .....	5

## ASHTON LOUNGE

With Ashton Lounge, creating lobby and lounge settings is easy with modular pieces that can form into many different configurations, and fit into any room size. Spectacular results have been obtained when designers use optional contrasting fabrics for backs and seats. The clean lines and sturdy styling of Ashton make it ideal for any application.



ASHTON SINGLE SEAT LOUNGE  
WITH UPHOLSTERED ARMS

## ORDERING INFORMATION

### To Order Please Specify:

- |                             |                          |
|-----------------------------|--------------------------|
| 1) Series Name              | 5) Frame Color           |
| 2) Model Number             | 6) Fabric Grade & Number |
| 3) Quantity                 | 7) Optional Items        |
| 4) Stain Color for Arm Caps |                          |

## ASHTON GENERAL SPECIFICATIONS

### Upholstery

Seat and back are covered in choice of fabric, vinyl, crypton, leather or COM. ERG uses only water based glues and adhesives in our upholstery process. . Contrasting fabrics are available.

### Frame Construction

Frame assembly is constructed of multi-ply hardwood, with tongue and groove construction. All foam is fully bonded to frame. Seat cushions are 5" graded high resiliency (H.R.) block foam, covered entirely with special bonded polyester fiber to protect final upholstery. No sag-springs are installed in seat & back along with interlocking helicoil springs to prevent sagging and provide additional lower back and seat support. Each modular unit consists of two individual components bolted together.

### Metal Legs

Ashton metal legs are 1.5" diameter, 14 gauge steel tubing welded to a top flange. Each leg has a factory installed black nylon glide.

### Arm Choices

Ashton Lounge is available with 3 styles of arms: metal, round or square upholstered. See Ashton arm pricing page for more details.

### Arm Caps

Metal arms are available with black polyurethane or wood arm caps. Maple wood arm caps can be finished in choice of standard transparent wood stain colors. All stains, sealers and lacquers used by ERG are water based and 100% environmentally friendly.

## COLORS / FINISHES

### Metal Leg Finish Colors:

Standard powder coat colors or optional polished chrome available.

### Wood Stain Colors:

All standard transparent wood stain colors available for wood arm caps.


## OPTIONS

- CODE: FR - CAL 133 (TB 133) Fire Retardant.
- CODE: MB - Moisture Barrier.
- CODE: 2FO - Two Fabric Upholstery Option.
- CODE: GD - Ganging Brackets (Necessary when ganging two or more modules together). Please submit drawing layout where ganging should be installed.
- CODE: PC - Polished Chrome Legs.
- CODE: CAS3 - 3" Casters.
- CODE: AHG - Metal Hand Grip.
- CODE: TABF-( ) - Fixed Post Tablet (laminates shape A, B or C, armless)
- CODE: TAB-( ) - Non-Removable Swivel Tablet (laminates shape A, B or C specify left or right arm)
- CODE: TABR1-( ) - Removable Swivel Tablet (laminates shape A, B or C specify left or right arm)
- CODE: TABR2-( ) - Removable Swivel Tablet (laminates shape A, B or C with opening for tablet on both arms)
- CODE: SST - Solid Surface Tablet Arm (add to Tablet option)
- CODE: LAM5 - Non-standard laminate for 5 or less tablets see options for upcharge
- CODE: SS5 - Non-standard Solid Surface top for 5 or less tablets


Note: Factory installed power/data available, see accessories section for details and pricing.



FIXED POST TABLET



METAL HAND GRIP



ELECTRICAL/DATA



DIMENSIONS	Single Seat	Two Seat	Three Seat
Seat Width:	22"	44"	66"
Seat Depth:	20"	20"	20"
Seat Height:	17.5"	17.5"	17.5"
Back Height:	33"	33"	33"
Overall Width:	22"	44"	66"
Overall Depth:	28"	28"	28"
Qty./Wt.:	1 ea./50 lbs.	1 ea./110 lbs.	1 ea./135 lbs.



TWO SEAT LOUNGE


SINGLE SEAT LOUNGE WITH  
CASTERS AND HAND GRIP


## MODEL / DESCRIPTION / LIST PRICING



### 606 Single Seat Lounge

COM Yardage: 3 Yds. / Back: 1.5 Yds. / Seat: 1.5 Yds.

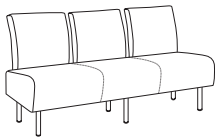
COM	GR1	GR2	GR3	GR4	GR5	GR6	GR7	GR8	GR9	GR10	LEA
\$1308	\$1399	\$1455	\$1514	\$1573	\$1637	\$1703	\$1770	\$1841	\$1915	\$1991	\$2353



### 608 Two Seat Lounge

COM Yardage: 6 Yds. / Back: 3 Yds. / Seat: 3 Yds.

COM	GR1	GR2	GR3	GR4	GR5	GR6	GR7	GR8	GR9	GR10	LEA
\$2258	\$2417	\$2514	\$2614	\$2718	\$2826	\$2939	\$3057	\$3180	\$3307	\$3440	\$4065



### 610 Three Seat Lounge

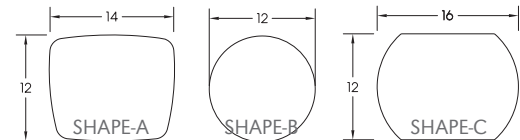
COM Yardage: 9 Yds. / Back: 4.5 Yds. / Seat: 4.5 Yds.

COM	GR1	GR2	GR3	GR4	GR5	GR6	GR7	GR8	GR9	GR10	LEA
\$2910	\$3113	\$3237	\$3367	\$3502	\$3642	\$3787	\$3939	\$4096	\$4260	\$4431	\$5237

## TABLET SHAPES

### Choose from 3 Tablet Shapes:

Tablets for all modular series are available in 3 shapes, choose from the three shapes shown and specify; A, B or C and left or right (outside tablet) when ordering. Example: TABF-(A) Left - this would be a fixed shape A tablet on the left side (when seated).



Optional Solid Surface available.

### Note:

- Tablet orders of 5 or less:

#### 3 standard laminate colors:

Wilsonart Black 1595-60, Formica Brite White 459-58 or Nevamar Silver Alu Metalx MXT003.

#### 4 standard Corian colors:

Bone, Bronzite, Glacier White, and Silver Grey.

## OPTIONS

Add upcharge to list price and code to model number

FR	CAL 133 (TB 133) Fire Retardant per yard	\$90/yd.
MB	Moisture Barrier - per seat	\$125
2FO	Two fabric option	\$98
GD	Ganging Brackets - pair	\$52
PC	Polished Chrome Legs - set of four	\$65
AHG	Metal Hand Grip - per seat	\$150
CAS3	3" Casters	\$25 ea.

TABF-( )	Fixed Post Tablet (specify A, B or C, left or right side)	\$370
TAB-( )	Swivel Tablet (specify A, B or C, left or right arm)	\$395
TABR1-( )	Removable Tablet (specify A, B or C, left or right arm)	\$470
TABR2-( )	Removable Tablet (specify A, B or C both arm openings)	\$570
SST	Solid Surface Tablet Arm - add to tablet option	\$125
LAM5	Non-standard laminate (5 tablets or less)	\$250 ea. tablet
SS5	Non-standard Solid Surface (5 tablets or less)	Call For Quote

DIMENSIONS	Single Seat
Seat Width:	22"
Seat Depth:	20"
Seat Height:	17.5"
Arm Height:	25.5"
Back Height:	33"
Overall Width:	27"
Overall Depth:	28"
Qty./Wt.:	1 ea./65 lbs.



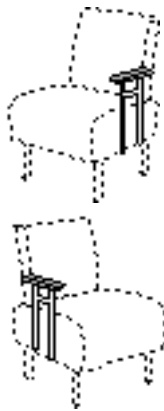
METAL OUTSIDE ARMS



UPHOLSTERED ARMS



NOTE: Left or Right Arm is determined when seated on product. Arms are factory installed.

**MODEL / DESCRIPTION / LIST PRICING**



Left  
Outside Arm  
Poly or Maple  
Wood

**603L-POLY Ashton Left Outside Arm - with Polyurethane Arm Cap**

**Polyurethane Arm Cap - Right or Left**  
\$466 per arm

**Maple Wood Arm Cap - Right or Left**  
\$526 per arm

**603R-POLY Ashton Right Outside Arm - with Polyurethane Arm Cap**



DETAIL POLYURETHANE ARM CAP

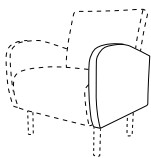


MAPLE WOOD ARM CAP

**605L-WOOD Ashton Left Outside Arm - with Maple Wood Arm Cap**


**605R-WOOD Ashton Right Outside Arm - with Maple Wood Arm Cap**

Right  
Outside Arm  
Poly or Maple  
Wood

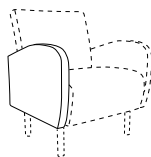


Left  
Outside Arm  
Upholstered  
Round

**620L Ashton Round Left Outside Arm**  
COM Yardage 2 Yds.


 UPHOLSTERED  
ROUND ARM

**Upholstered Round Arm - Right or Left**  
\$483 COM



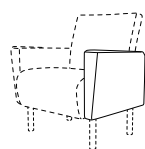
Right  
Outside Arm  
Upholstered  
Round

**620R Ashton Round Right Outside Arm**  
COM Yardage 2 Yds.

**620L/R Ashton Round Outside Arm - Left/Right**

COM Yardage: 2.5 Yds.

COM	GR1	GR2	GR3	GR4	GR5	GR6	GR7	GR8	GR9	GR10	LEA
\$483	\$516	\$537	\$559	\$581	\$604	\$628	\$653	\$679	\$707	\$735	\$869

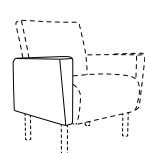


Left  
Outside Arm  
Upholstered  
Square

**621L Ashton Square Left Outside Arm**  
COM Yardage 2 Yds.


 UPHOLSTERED  
SQUARE ARM

**Upholstered Square Arm - Right or Left**  
\$509 COM



Right  
Outside Arm  
Upholstered  
Square

**621R Ashton Square Right Outside Arm**  
COM Yardage 2 Yds.

**621L/R Ashton Square Outside Arm - Left/Right**

COM Yardage: 1.5 Yds.

COM	GR1	GR2	GR3	GR4	GR5	GR6	GR7	GR8	GR9	GR10	LEA
\$509	\$546	\$568	\$590	\$614	\$638	\$663	\$690	\$717	\$746	\$777	\$917



### ASHTON BENCH

With Ashton Bench, creating lobby settings is easy with modular pieces that can fit into any room size. The clean lines and sturdy styling of Ashton make it ideal for any application. Coordinate with Ashton Lounge and Occasional Tables.

### ORDERING INFORMATION

#### To Order Please specify:

- |                 |                            |
|-----------------|----------------------------|
| 1) Series Name  | 4) Fabric Grade and Number |
| 2) Model Number | 5) Finish Color for Legs   |
| 3) Quantity     | 6) Optional Items          |

### ASHTON GENERAL SPECIFICATIONS

#### Frame Construction

Frame assembly is constructed of multi-ply hardwood, with tongue and groove construction. No sag-springs are installed in seat along with interlocking helicoil springs to prevent sagging and provide additional lower back and seat support. Each modular unit consists of two individual components bolted together.

#### Upholstery


All foam is fully bonded to frame. Seat cushions are 5" graded high resiliency (H.R.) block foam, covered entirely with special bonded polyester fiber to protect final upholstery. ERG uses only water based glues and adhesives in our upholstery process. Seat is covered in choice of fabric, vinyl, crypton, leather or COM.

#### Metal Legs

Ashton metal legs are 1.5" diameter, 14-gauge steel tubing welded to a top flange.

#### Glides

All benches are standard with factory installed black nylon glides.



ASHTON TWO-SEAT BENCH



Ashton Benches coordinate with Ashton Lounge.

### COLORS / FINISHES

#### Metal Leg Finishes:

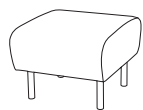
Standard powder coat colors or optional polished chrome available.

### OPTIONS

- CODE: FR - CAL 133 (TB 133) Fire Retardant.
- CODE: MB - Moisture Barrier.
- CODE: SBH - Special Height.
- CODE: PC - Polished Chrome Legs.

DIMENSIONS	Ottoman	Two Seat	Three Seat
Overall Depth:	26"	26"	26"
Overall Width:	22"	45"	68"
Overall Height:	18"	18"	18"
Qty/Wt per carton	1 ea. 25 lbs	1 ea. 50 lbs	1 ea. 75 lbs

### MODEL / DESCRIPTION / LIST PRICING



#### 601 Single Seat Bench/Ottoman

COM Yardage: Total: 1.75 Yds.

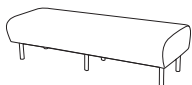
COM	GR1	GR2	GR3	GR4	GR5	GR6	GR7	GR8	GR9	GR10	LEA
\$988	\$1057	\$1099	\$1143	\$1188	\$1236	\$1286	\$1337	\$1390	\$1445	\$1504	\$1778



#### 605 Two Seat Bench

COM Yardage: Total: 2.5 Yds.

COM	GR1	GR2	GR3	GR4	GR5	GR6	GR7	GR8	GR9	GR10	LEA
\$1549	\$1658	\$1724	\$1792	\$1863	\$1938	\$2016	\$2098	\$2181	\$2268	\$2358	\$2789



#### 611 Three-Seat Bench

COM Yardage: Total: 3.5 Yds.

COM	GR1	GR2	GR3	GR4	GR5	GR6	GR7	GR8	GR9	GR10	LEA
\$2207	\$2362	\$2455	\$2554	\$2655	\$2762	\$2873	\$2988	\$3108	\$3232	\$3361	\$3972

### OPTIONS

Add upcharge to list price and code to model number

FR	CAL 133 (TB 133) Fire Retardant per yard	\$90/yd.
MB	Moisture Barrier - per seat	\$125
SBH	Special Height	\$295

PC	Polished Chrome Legs - set of 4	\$90
PC	Polished Chrome Legs - Three Seat bench (6 legs)	\$120

## ASPEN TABLES

Aspen tables offer a dynamic style for conferencing and meeting areas. The angled metal or wood legs convey a bold and stylish look with a solid foundation.



ASPEN CONFERENCE TABLE WITH  
OPTIONAL CHROME LEGS AND  
ALMOST RECTANGLE TOP

### ORDERING INFORMATION

- |                 |   |
|-----------------|---|
| 1) Series Name  | 5) Powder Coat Color (metal legs and wood leg holder) |
| 2) Model Number | 6) Wood Stain Color (wood legs)                       |
| 3) Size         | 7) Laminate Selection and No.                         |
| 4) Quantity     | 8) Edge Style Code and Color                          |

### ASPEN SPECIFICATIONS

#### Aspen Legs

**Table Height** Table height is 29" to 30" depending on table top specified.

**Legs** The Aspen leg is made with 1.5" x 4", 14 gauge rectangular steel tubing or solid Beech wood.

**Plate/Holder** 8" x 8" stamped metal plate welded to metal leg or wood leg holder.

**Glides** Factory installed adjustable glides are standard.

**Assembly** Aspen features completely welded one piece angled legs and leg holder. The top plate is completely welded to the leg or holder. Leg mounts to tabletop with 1/4-20 x 1" machine screws into metal inserts in top; NO WOOD SCREWS ARE USED.

#### Table Tops

Table top core is CARB Compliant 1.25" particle board. Laminate and phenolic backing are glued with water based adhesives.

## FINISHES

### Leg Finishes

Aspen metal legs are available in **standard powder coat colors**. Wood legs are available in all of our **standard wood stain colors**. Wood leg metal holders come standard in powder coat finish. Metal legs and wood leg metal holders are also available in optional polished chrome.

### Laminate/Veneer Selection

ERG offers over 1000 standard laminate choices from Nevamar, Wilsonart, Formica and Pionite. Wood veneer is available in transparent stain colors - custom stain matching available.

### Edge Selection

ERG offers a wide variety of table top edge materials including PVC, wood, aluminum and resin/urethane. Refer to "Table Edges and Profiles" at beginning of "Tables" section.

## OPTIONS

- CODE: GD - Ganging.
- CODE: STH - Special Table Height, for any table height other than 29".
- CODE: PCA - Polished Chrome Leg.
- CODE: PCH - Polished Chrome Holder (Wood Leg).
- CODE: CRT - Racetrack Table Top
- CODE: COT - Oval Table Top.
- CODE: CBT - Boat Table Top.
- CODE: CAT - Almost Rectangle Table Top.
- CODE: AMBU - Bullet Shape Table Top (Media Table).
- CODE: AMBH - Bar Height Table Top (Media Table).
- CODE: RAD - Radius Corners for 3MM Edge.
- CODE: CPL - Center Power Riser (Laminate - up to 96").
- CODE: CPV - Center Power Riser (Veneer - up to 96").
- CODE: PLA - Aspen Power Leg with Grommet (not available on wood leg).



ASPEN CONFERENCE TABLE  
WITH WOOD LEGS

WOOD LEG HOLDER DETAIL



**OPTIONAL CONFERENCE TABLE TOP SHAPES**



OPTIONAL RACETRACK TOP  
WITH WOOD LEGS



RACETRACK TOP  
CODE: CRT



OPTIONAL BOAT TOP  
WITH METAL LEGS



BOAT TOP  
CODE: CBT



OPTIONAL OVAL TOP  
WITH METAL LEGS



OVAL TOP  
CODE: COT



OPTIONAL ALMOST  
RECTANGLE TOP  
WITH CHROME LEGS



ALMOST RECTANGLE TOP  
CODE: CAT

**MODEL / DESCRIPTION / LIST PRICING**
**ASPEN | CONFERENCE | METAL LEGS | RECTANGLE**

	Model Number	Table Top Size	Shpg. Wght.	Number Of Legs	LAMINATE TOP ASSORTED EDGES							VENEER TOP	
					GRP 1	GRP 2	GRP 3	GRP 4	GRP 5	GRP 6	GRP 7	GRP 8	GRP 9
 RECTANGLE	AS3672	36 X 72	115	4 Legs	\$1746	\$1772	\$1953	\$2108	\$2418	\$2676	\$2987	\$4441	\$5226
	AS3684	36 X 84	129	4 Legs	\$1818	\$1848	\$2055	\$2231	\$2585	\$2880	\$3233	\$4685	\$5445
	AS3696	36 X 96	142	4 Legs	\$1872	\$1904	\$2129	\$2322	\$2707	\$3028	\$3414	\$4863	\$5607
	AS4272	42 X 72	129	4 Legs	\$2154	\$2228	\$2523	\$2709	\$3264	\$3726	\$4281	\$4461	\$5779
	AS4284	42 X 84	144	4 Legs	\$2291	\$2375	\$2707	\$2915	\$3538	\$4057	\$4679	\$4692	\$6039
	AS4296	42 X 96	160	4 Legs	\$2405	\$2497	\$2866	\$3097	\$3787	\$4363	\$5053	\$4861	\$6212
	AS4872	48 X 72	142	4 Legs	\$2257	\$2338	\$2659	\$2860	\$3462	\$3963	\$4566	\$4640	\$5986
	AS4884	48 X 84	160	4 Legs	\$2390	\$2482	\$2846	\$3073	\$3755	\$4324	\$5006	\$4840	\$6190
	AS4896	48 X 96	178	4 Legs	\$2514	\$2614	\$3017	\$3269	\$4025	\$4654	\$5410	\$5024	\$6377
	AS48108*	48 X 108	196	6 Legs	\$3120	\$3230	\$3672	\$3949	\$4777	\$5468	\$6298	\$6416	\$8283
	AS48120*	48 X 120	214	6 Legs	\$3242	\$3363	\$3843	\$4145	\$5047	\$5799	\$6701	\$6600	\$8470
	AS48144*	48 X 144	250	6 Legs	\$3520	\$3662	\$4233	\$4589	\$5658	\$6549	\$7619	\$7017	\$8895
	AS48168*	48 X 168	286	6 Legs	\$3940	\$4116	\$4821	\$5262	\$6584	\$7685	\$9007	\$7648	\$9538
	AS48240*	48 X 240	394	8 Legs	\$5040	\$5254	\$6109	\$6644	\$8248	\$9584	\$11188	\$9926	\$12492
	AS6096	60 X 96	214	4 Legs	\$3358	\$3476	\$3948	\$4244	\$5128	\$5866	\$6752	\$6920	\$8941
	AS60108*	60 X 108	237	6 Legs	\$3408	\$3542	\$4077	\$4411	\$5413	\$6248	\$7250	\$6850	\$8724
	AS60120*	60 X 120	259	6 Legs	\$3549	\$3694	\$4272	\$4635	\$5721	\$6626	\$7713	\$7060	\$8939
	AS60144*	60 X 144	304	6 Legs	\$3906	\$4080	\$4773	\$5207	\$6508	\$7592	\$8894	\$7597	\$9486

\* Asterisk after model number indicates 2 piece tops (3 pieces for 240") with center seams for tables over 96".

**OPTIONS**

Add upcharge to list price and code to model number

PCA	Polished Chrome Legs	\$110 per leg	CBT	Boat table top	add 25%
GD	Ganging	\$95 per table	CAT	Almost Rectangle table top	add 25%
STH	Special Table Height, other than 29"	\$350 per table	CPL	Center Power Riser (Laminate - Up To 96")	\$1290
RAD	Radius Corners for 3MM Edge	\$200 per table	CPV	Center Power Riser (Veneer - Up To 96")	\$1630
CRT	Racetrack table top	add 20%	PLA	Aspen Power Leg with Grommet (Metal Leg Only)	\$121 per leg
COT	Oval table top	add 20%			

**MODEL / DESCRIPTION / LIST PRICING**
**ASPEN | CONFERENCE | WOOD LEGS | RECTANGLE**

	Model Number	Table Top Size	Shpg. Wght.	Number Of Legs	LAMINATE TOP ASSORTED EDGES							VENEER TOP	
					GRP 1	GRP 2	GRP 3	GRP 4	GRP 5	GRP 6	GRP 7	GRP 8	GRP 9
RECTANGLE	ASW3672	36 X 72	115	4 Legs	\$2318	\$2344	\$2525	\$2680	\$2990	\$3248	\$3559	\$5013	\$5798
	ASW3684	36 X 84	129	4 Legs	\$2390	\$2420	\$2627	\$2803	\$3157	\$3452	\$3805	\$5257	\$6017
	ASW3696	36 X 96	142	4 Legs	\$2444	\$2476	\$2701	\$2894	\$3279	\$3600	\$3986	\$5435	\$6179
	ASW4272	42 X 72	129	4 Legs	\$2726	\$2800	\$3095	\$3281	\$3836	\$4298	\$4853	\$5033	\$6351
	ASW4284	42 X 84	144	4 Legs	\$2863	\$2947	\$3279	\$3487	\$4110	\$4629	\$5251	\$5264	\$6611
	ASW4296	42 X 96	160	4 Legs	\$2977	\$3069	\$3438	\$3669	\$4359	\$4935	\$5625	\$5433	\$6784
	ASW4872	48 X 72	142	4 Legs	\$2829	\$2910	\$3231	\$3432	\$4034	\$4535	\$5138	\$5212	\$6558
	ASW4884	48 X 84	160	4 Legs	\$2962	\$3054	\$3418	\$3645	\$4327	\$4896	\$5578	\$5412	\$6762
	ASW4896	48 X 96	178	4 Legs	\$3086	\$3186	\$3589	\$3841	\$4597	\$5226	\$5982	\$5596	\$6949
	ASW48108*	48 X 108	196	6 Legs	\$3978	\$4088	\$4530	\$4807	\$5635	\$6326	\$7156	\$7274	\$9141
	ASW48120*	48 X 120	214	6 Legs	\$4100	\$4221	\$4701	\$5003	\$5905	\$6657	\$7559	\$7458	\$9328
	ASW48144*	48 X 144	250	6 Legs	\$4378	\$4520	\$5091	\$5447	\$6516	\$7407	\$8477	\$7875	\$9753
	ASW48168*	48 X 168	286	6 Legs	\$4798	\$4974	\$5679	\$6120	\$7442	\$8543	\$9865	\$8506	\$10396
	ASW48240*	48 X 240	394	8 Legs	\$6184	\$6398	\$7253	\$7788	\$9392	\$10728	\$12332	\$11070	\$13636
	ASW6096	60 X 96	214	4 Legs	\$3930	\$4048	\$4520	\$4816	\$5700	\$6438	\$7324	\$7492	\$9513
	ASW60108*	60 X 108	237	6 Legs	\$4266	\$4400	\$4935	\$5269	\$6271	\$7106	\$8108	\$7708	\$9582
	ASW60120*	60 X 120	259	6 Legs	\$4407	\$4552	\$5130	\$5493	\$6579	\$7484	\$8571	\$7918	\$9797
	ASW60144*	60 X 144	304	6 Legs	\$4764	\$4938	\$5631	\$6065	\$7366	\$8450	\$9752	\$8455	\$10344

\* Asterisk after model number indicates 2 piece tops (3 pieces for 240") with center seams for tables over 96".

**OPTIONS**

Add upcharge to list price and code to model number

PCH	Polishec Chrome Holder (For Wood Leg)	\$35 per leg	COT	Oval table top	add 20%
GD	Ganging	\$95 per table	CBT	Boat table top	add 25%
STH	Special Table Height, other than 29"	\$350 per table	CAT	Almost Rectangle table top	add 25%
RAD	Radius Corners for 3MM Edge	\$200 per table	CPL	Center Power Riser (Laminate - Up To 96")	\$1290
CRT	Racetrack table top	add 20%	CPV	Center Power Riser (Veneer - Up To 96")	\$1630

**MODEL / DESCRIPTION / LIST PRICING**
**ASPEN | BAR HEIGHT | METAL LEGS**

	Model Number	Table Top Size	Shpg. Wght.	Number Of Legs	LAMINATE TOP ASSORTED EDGES							VENEER TOP	
					GRP 1	GRP 2	GRP 3	GRP 4	GRP 5	GRP 6	GRP 7	GRP 8	GRP 9
RECTANGLE	ASH3672	36 X 72	115	4 Legs	\$2191	\$2218	\$2398	\$2553	\$2863	\$3122	\$3431	\$5420	\$6553
	ASH3684	36 X 84	129	4 Legs	\$2278	\$2308	\$2515	\$2691	\$3045	\$3340	\$3693	\$5696	\$6816
	ASH3696	36 X 96	142	4 Legs	\$2332	\$2364	\$2588	\$2782	\$3167	\$3488	\$3874	\$5875	\$6976

**Bar Height = 42" table height**

**Bar Height Note:** Wood legs not available in bar height.


**Aspen Bar Height Table Shown:**

- 01 - ASH3684; 36" x 84" Table / Metal Legs
- Group 3 Edge (3-A)
- 01 - CPL; Center Power Riser in Laminate
- 04 - COV-2-S-108; Cove Power Outlets (Silver)
- 01 - PLA; Aspen Power Leg with Grommet

**Pricing:**

\$2515

\$1290

\$1500

\$121

---

\$5426 list

ASPEN BAR HEIGHT (42") TABLE  
 WITH OPTIONAL CENTER POWER  
 RISER, OPTIONAL COVE POWER  
 OUTLETS (4) AND OPTIONAL  
 POWER LEG GROMMET



OPTIONAL POWER LEG  
 GROMMET DETAIL

**For Power / Data Pricing:**

[http://www.erginternational.com/downloads/ERG\\_TablePowerCommunications\\_Pricing\\_2016.pdf](http://www.erginternational.com/downloads/ERG_TablePowerCommunications_Pricing_2016.pdf)

**OPTIONS**

Add upcharge to list price and code to model number

PCA	Polished Chrome Legs	\$110 per leg
GD	Ganging	\$95 per table
STH	Special Table Height, other than 29"	\$350 per table
RAD	Radius Corners for 3MM Edge	\$200 per table
CRT	Racetrack table top	add 20%
COT	Oval table top	add 20%

CBT	Boat table top	add 25%
CAT	Almost Rectangle table top	add 25%
CPL	Center Power Riser (Laminate - Up To 96")	\$1290
CPV	Center Power Riser (Veneer - Up To 96")	\$1630
PLA	Aspen Power Leg with Grommet (Metal Leg Only)	\$121 per leg



MEDIA TABLE WITH METAL  
LEGS AND OPTIONAL  
POWER/DATA AND  
ALMOST RECTANGLE TOP



### ASPEN | MEDIA WALL TABLE | METAL LEGS

Model Number	Table Top Size	Wall Panel Size	LIST PRICE (Includes Laminate, GR 2 Edge and 2 Metal Legs)
ASM3660	36" x 60"	42" w x 60" h x 3.75" d	\$5726
ASM3672	36" x 72"	42" w x 60" h x 3.75" d	\$6039
ASM3684	36" x 84"	42" w x 60" h x 3.75" d	\$6353
ASM4260	42" x 60"	48" w x 60" h x 3.75" d	\$6441
ASM4272	42" x 72"	48" w x 60" h x 3.75" d	\$6815
ASM4284	42" x 84"	48" w x 60" h x 3.75" d	\$7194
ASM5460	54" x 60"	60" w x 60" h x 3.75" d	\$7007
ASM5472	54" x 72"	60" w x 60" h x 3.75" d	\$7266
ASM5484	54" x 84"	60" w x 60" h x 3.75" d	\$7959

**Note:** For bar height media tables, the overall height of the panel is 72", width stays the same.  
Table comes standard with gromet and access door.

### ASPEN | MEDIA WALL TABLE | WOOD LEGS

Model Number	Table Top Size	Wall Panel Size	LIST PRICE (Includes Laminate GR 2 Edge and 2 Wood Legs)
ASM3660W	36" x 60"	42" w x 60" h x 3.75" d	\$6012
ASM3672W	36" x 72"	42" w x 60" h x 3.75" d	\$6325
ASM3684W	36" x 84"	42" w x 60" h x 3.75" d	\$6639
ASM4260W	42" x 60"	48" w x 60" h x 3.75" d	\$6727
ASM4272W	42" x 72"	48" w x 60" h x 3.75" d	\$7101
ASM4284W	42" x 84"	48" w x 60" h x 3.75" d	\$7480
ASM5460W	54" x 60"	60" w x 60" h x 3.75" d	\$7293
ASM5472W	54" x 72"	60" w x 60" h x 3.75" d	\$7552
ASM5484W	54" x 84"	60" w x 60" h x 3.75" d	\$8245

**Note:** For power/data/media configurations, please call customer service for a detailed quote.

## OPTIONS

Add upcharge to list price and code to model number

PCA	Polished Chrome Legs	\$110 per leg
PCH	Polished Chrome Holder (For Wood Leg)	\$35 per leg
GD	Ganging	\$95 per table
STH	Special Table Height, other than 29"	\$350 per table
RAD	Radius Corners for 3MM Edge	\$200 per table
CPL	Center Power Riser (Laminate - Up To 96")	\$1290

CPV	Center Power Riser (Veneer - Up To 96")	\$1630
AMBU	Bullet Shape Table Top (Media Table)	add 5%
AMAR	Almost Rectangle Table Top (Media Table)	add 10%
AMBO	Boat Shape Table Top (Media Table)	add 10%
AMBH	Bar Height (Metal Legs Only - 72" panel height)	\$300



**BARRI FLOOR MOUNT**

The Barri features a welded 3" round steel tube frame, floor mounted with 8" steel base cover.



BAR HEIGHT STOOL WITH PENTO DEMI SHELLS  
AND BAR HEIGHT BASE WITH 30" ROUND TABLE

**ORDERING INFORMATION**

**To Order Please Specify:**

- |                 |                                  |
|-----------------|----------------------------------|
| 1) Series Name  | 6) Laminate Selection and Number |
| 2) Model Number | 7) Edge Style and Color          |
| 3) Size         | 8) Upholstery                    |
| 4) Quantity     | 9) Wood Seat Stain Color         |
| 5) Frame Color  |                                  |

**BARRI GENERAL SPECIFICATIONS**

**Frame Construction**

The Barri features a 3" round steel tube frame, **floor mounted** with 8" steel base cover. Frame is sand blasted and then powder coated for maximum paint adhesion. 24" and 30" bar height seats have a welded fixed footrest. **Seats feature swivel with automatic return.**

**Table Tops**

Standard 30" or 36" laminate table tops are 1.25" thick high density particle board with convex T-mold edge 1-A. Your choice of over 1000 standard laminates from brands like Nevamar, Wilsonart, Formica and Pionite.

**Top Plate**

- 10" x 10" square • 12" X 12" square  
14" X 14" square

**COLORS / FINISHES**

**Frame Finish Colors:**

Standard powder coat colors available.

**Choice of Seats**

Choose from several ERG seat styles.

**Floor Mount**

Floor mounted base features 6" diameter cast iron base with 8" steel cover.

**Foot Rest**

Fixed, welded to column on counter and bar heights.

**Note**

All tables are completely assembled to be sure of fit prior to being knocked down for shipping. All tables are bubble packed, boxed and wood crated to ensure safe delivery



DIMENSIONS	Table Base	Chair Base
Height:	29", 36", 42"	18", 24", 30"
Qty./Wt.:	1 ea./45 lbs.	1 ea./40 lbs.



BARRI TABLE WITH 29" BASE

### MODEL / DESCRIPTION / LIST PRICING FOR COLUMN BASE ONLY (ADD SEAT OPTION TO LIST PRICE)

#### ALL FLOOR MOUNT



#### Chair Column Base

**BAR/18** 18" Chair Height Seat base

18" base

\$395

**BAR/24** 24" Counter Height Seat base w/ footrest

24" base

\$662

**BAR/30** 30" Bar Height Seat base w/ footrest

30" base

\$694

#### BARRI | FLOOR MOUNT | ROUND | 29" HEIGHT



ROUND

Model Number	Table Top Size	Shpg. Wght.	Base Spread	LAMINATE TOP ASSORTED EDGES							VENEER TOP	
				GRP 1	GRP 2	GRP 3	GRP 4	GRP 5	GRP 6	GRP 7	GRP 8	GRP 9
BAR24D	24" Dia.	38	FM	\$439	\$449	\$524	\$587	\$715	\$821	\$948	\$1211	\$1318
BAR30D	30" Dia.	55	FM	\$482	\$497	\$595	\$679	\$847	\$987	\$1154	\$1386	\$1449
BAR36D	36" Dia.	88	FM	\$586	\$603	\$722	\$824	\$1026	\$1198	\$1401	\$1684	\$1762
BAR42D	42" Dia.	96	FM	\$729	\$752	\$905	\$1040	\$1302	\$1525	\$1791	\$2116	\$2193

#### BARRI | FLOOR MOUNT | SQUARE | 29" HEIGHT



SQUARE


Model Number	Table Top Size	Shpg. Wght.	Base Spread	LAMINATE TOP ASSORTED EDGES							VENEER TOP	
				GRP 1	GRP 2	GRP 3	GRP 4	GRP 5	GRP 6	GRP 7	GRP 8	GRP 9
BAR24S	24" Sq.	48	FM	\$437	\$447	\$524	\$591	\$722	\$832	\$964	\$1214	\$1311
BAR2430S	24x30 Sq.	53	FM	\$474	\$486	\$576	\$653	\$807	\$936	\$1089	\$1340	\$1422
BAR30S	30" Sq.	69	FM	\$472	\$486	\$583	\$668	\$836	\$977	\$1145	\$1363	\$1418
BAR36S	36" Sq.	111	FM	\$597	\$614	\$737	\$840	\$1052	\$1225	\$1436	\$1717	\$1794

#### OPTIONS

Add upcharge to list price and code to model number

STH	Special Table Height, other than 29"	\$150 per base	ULW	Ultra Lightweight Top	\$190
RP	Painted Footring for Bar Height	\$110	RAD	Radius Corners for 3MM Edge	\$200 per table
GD	Ganging per table	\$95			

**MODEL / DESCRIPTION / LIST PRICING**
**BARRI | FLOOR MOUNT | RECTANGLE | 29" HEIGHT**

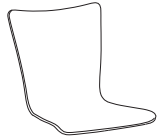
	Model Number	Table Top Size	Shpg. Wght.	Base Spread	LAMINATE TOP ASSORTED EDGES							VENEER TOP	
					GRP 1	GRP 2	GRP 3	GRP 4	GRP 5	GRP 6	GRP 7	GRP 8	GRP 9
<div>            RECTANGLE         </div>	BAR2448	24x48 Sq.	70	FM	\$765	\$783	\$906	\$1013	\$1224	\$1401	\$1614	\$2094	\$2296
	BAR2460	24x60 Sq.	79	FM	\$805	\$824	\$961	\$1079	\$1315	\$1510	\$1746	\$2224	\$2415
	BAR2472	24x72 Sq.	95	FM	\$840	\$861	\$1012	\$1140	\$1398	\$1612	\$1868	\$2346	\$2522
	BAR2748	27x48 Sq.	95	FM	\$623	\$655	\$787	\$870	\$1117	\$1323	\$1571	\$2195	\$2449
	BAR2760	27x60 Sq.	95	FM	\$673	\$712	\$860	\$953	\$1232	\$1464	\$1745	\$2406	\$2663
	BAR3048	30x48 Sq.	79	FM	\$802	\$821	\$957	\$1075	\$1308	\$1502	\$1736	\$2214	\$2405
	BAR3060	30x60 Sq.	90	FM	\$857	\$878	\$1034	\$1168	\$1433	\$1656	\$1922	\$2399	\$2571
	BAR3072	30x72 Sq.	102	FM	\$903	\$927	\$1100	\$1247	\$1541	\$1785	\$2081	\$2556	\$2712


 BAR HEIGHT BARRI FLOOR  
 MOUNTED TABLE

**OPTIONS**

Add upcharge to list price and code to model number

STH	Special Table Height, other than 29" or bar height	\$150 per base	ULW	Ultra Lightweight Top	\$190
RP	Painted Footring for Bar Height	\$110	RAD	Radius Corners for 3MM Edge	\$200 per table
GD	Ganging per table	\$95			

**SEAT OPTIONS / LIST PRICING PER SEAT (ADD TO FRAME LIST PRICE)**

**BEN** Benton

 Multi-Ply Hardwood Shell  
 \$363

**BEN/SI** Benton / Upholstered Seat Insert

COM Yardage: 0.5 yard / seat

COM	GR1	GR2	GR3	GR4	GR5	GR6	GR7	GR8	GR9	GR10	LEA
\$410	\$439	\$457	\$475	\$493	\$513	\$534	\$554	\$578	\$601	\$624	\$738


**DEMI** Benton Demi Back

 Multi-Ply Hardwood Shell  
 \$394

**DEMI/SI** Benton Demi Back / Upholstered Seat Insert

COM Yardage: 0.5 yard / seat

COM	GR1	GR2	GR3	GR4	GR5	GR6	GR7	GR8	GR9	GR10	LEA
\$471	\$505	\$526	\$547	\$569	\$591	\$615	\$639	\$664	\$691	\$718	\$849


**DEKD** Dekko Demi Back

 Multi-Ply Hardwood Seat and Back  
 \$427

**DEKD/SI** Dekko Demi Back / Upholstered Seat Insert

COM Yardage: 0.75 yard / seat

COM	GR1	GR2	GR3	GR4	GR5	GR6	GR7	GR8	GR9	GR10	LEA
\$535	\$572	\$595	\$619	\$644	\$670	\$696	\$724	\$754	\$783	\$814	\$963

**OPTIONS**

Add upcharge to list price and code to model number

ENG	Laser Engraving	\$42 / seat
FR	CA133 Fire Retardant	\$90 / yard
TT	Two Tone Wood Stains - Benton / Demi	\$75 / seat

RB	Reverse Bubble Cutout - Benton / Demi	\$48 / seat
UB	Upright Bubble Cutout - Benton / Demi	\$48 / seat
VB	Vertical Bubble Cutout - Benton / Demi	\$48 / seat

**SEAT OPTIONS / LIST PRICING PER SEAT (ADD TO FRAME LIST PRICE)**

**DEL Delfi**

 Polypropylene Seat and Back  
**\$325**
**DEL/SI Delfi / Upholstered Seat Insert**

COM Yardage: 0.75 yard / seat

COM	GR1	GR2	GR3	GR4	GR5	GR6	GR7	GR8	GR9	GR10	LEA
\$425	\$454	\$472	\$491	\$510	\$531	\$552	\$575	\$597	\$622	\$647	\$765

**DEL/S Delfi / Upholstered Seat and Back Inserts**

COM	GR1	GR2	GR3	GR4	GR5	GR6	GR7	GR8	GR9	GR10	LEA
\$525	\$560	\$583	\$606	\$630	\$656	\$683	\$710	\$738	\$767	\$799	\$943

COM Yardage (Two Color): Seat: 0.75 Yard / Back: 0.5 Yard

COM Yardage (One Color): 0.75 Yard


**PEND Pento Demi Back**

 Multi-Ply Hardwood Seat and Back  
**\$484**
**PEND/S Pento Demi Back / Upholstered Seat Insert**

COM Yardage: 0.75 yard / seat

COM	GR1	GR2	GR3	GR4	GR5	GR6	GR7	GR8	GR9	GR10	LEA
\$585	\$627	\$651	\$678	\$705	\$734	\$762	\$793	\$825	\$858	\$892	\$1055


**WBY Webby**

 100% Nylon Plastic Shell  
**\$317**
**WBY/SI Webby / Upholstered Seat Insert**

COM Yardage: 0.75 yard / seat

COM	GR1	GR2	GR3	GR4	GR5	GR6	GR7	GR8	GR9	GR10	LEA
\$418	\$448	\$465	\$484	\$504	\$524	\$546	\$567	\$590	\$613	\$638	\$754

**WBY/S Webby / Upholstered Seat and Back Inserts**

COM	GR1	GR2	GR3	GR4	GR5	GR6	GR7	GR8	GR9	GR10	LEA
\$520	\$557	\$579	\$602	\$626	\$651	\$677	\$705	\$733	\$762	\$792	\$937

COM Yardage (Two Color): Seat: 0.75 Yard / Back: 0.5 Yard

COM Yardage (One Color): 0.75 Yard

**OPTIONS**

Add upcharge to list price and code to model number

ENG	Laser Engraving	\$42 / seat
FR	CA133 Fire Retardant	\$90 / yard

TT	Two Tone Wood Stains - Pento / Demi	\$75 / seat
2FO/C	Two Fabric Option	\$49



### BENTON TABLE OF CONTENTS

Benton Chair .....	2
Benton Jr.....	6

HIGH PRESSURE  
LAMINATES  
**LPS**  
available on Benton

## BENTON SERIES

Benton chairs feature a one piece wood shell. Steel frames are available in polished chrome in café & stool heights. Benton Shells are available in LPS, laminate covered shell (minimum order required).



SOLID BACK CHAIR



DEMI BACK SWIVEL STOOL  
WITH PNEUMATIC HEIGHT  
ADJUST



DEMI BACK BAR  
STOOL



BAR STOOL, UPHOLSTERED SEAT  
INSERT

## ORDERING INFORMATION

### To Order Please Specify:

- |                            |   |
|----------------------------|---|
| 1) Series Name             | 7) Back Cutout Design Option              |
| 2) Model Number            | 8) Optional Items                         |
| 3) Quantity                | 9) Back Cutouts                           |
| 4) Wood Stain Finish Color | 10) Engraving                             |
| 5) Optional Frame Color    | 11) <b>LPS</b> (Laminate Plywood Seating) |
| 6) Fabric Grade & Number   |   |

## BENTON GENERAL SPECIFICATIONS

### Shell

- Single 0.5" thick multi-ply Beech wood contoured shell
- Backs are offered with solid back or three cutout designs.

### Upholstery

- Fully upholstered shell or seat insert can be upholstered with choice of fabric, vinyl, crypton, leather or approved COM.

### Frame

- Fully welded .625" diameter, 13 gauge steel tubing.
- Available in cafe, bar stool and counter stool heights.

### Glides

- Factory installed self leveling steel glides.

### Stacking

- Chair and stool design stacks 4 high on the floor.
- Chairs stack 6 high on dolly.

## COLORS / FINISHES

### Wood Stain Finish Colors:

Standard wood stain colors.

### Frame Finish Colors:

**Standard polished chrome frame finish.**

Optional powder coat colors available with upcharge.

## OPTIONS

- CODE: FR - CAL 133 (TB 133) Fire Retardant.
- CODE: MB - Moisture Barrier.
- CODE: SF - Powder Coat Frame Color.
- CODE: CH - Counter Height (24" seat height)
- CODE: SH - Specialty Height (any custom height)
- CODE: UB - Upright Bubble Cutout Back Design.  
RB - Reverse Bubble Cutout Back Design.  
VB - Vertical Bubble Cutout Design.-
- CODE: ENG - Laser Engraving Back Design.
- CODE: TT - Two Tone Stains.
- CODE: LPS - Laminate Plywood Seating.  
**NOTE: Laminate seats (LPS) requires minimum 15 chair order**
- CODE: KBW - Black Wrinkle Powder Coat - Trumpet Base Stool.

DIMENSIONS	Café Chair
Seat Width:	16.25"
Seat Depth:	15"
Seat Height:	17.5"
Back Height:	32"
Overall Width:	20.5"
Overall Depth:	21"
Qty./Wt. per carton:	4 ea./48 lbs.


 BENTON CHAIR  
 WITH LPS OPTION

## MODEL / DESCRIPTION / LIST PRICING



### 1350 4-Leg Café Chair


 Wood Shell Chair  
 \$451

### 1350/SI 4-Leg Café Chair with Upholstered Seat Insert


COM Yardage: 0.75 Yard

COM	GR1	GR2	GR3	GR4	GR5	GR6	GR7	GR8	GR9	GR10	LEA
\$550	\$590	\$612	\$637	\$662	\$689	\$716	\$745	\$774	\$805	\$837	\$991


### 1350/U 4-Leg Café Chair Fully Upholstered

COM Yardage: 1.5 Yard

COM	GR1	GR2	GR3	GR4	GR5	GR6	GR7	GR8	GR9	GR10	LEA
\$606	\$649	\$675	\$703	\$730	\$760	\$790	\$822	\$855	\$888	\$924	\$1091



STANDARD SOLID BACK



UPRIGHT BUBBLE BACK



REVERSE BUBBLE BACK



VERTICAL BUBBLE BACK

### Laser Engraving



LASER ENGRAVING - FRONT OR BACK

### Back Cutouts



MARTINI DBC6

## OPTIONS

Add upcharge to list price and code to model number

FR	CAL 133 (TB 133) Fire Retardant - Per Yard	\$90/yd.
MB	Moisture Barrier - Per Seat	\$68
SF	Powder Coat Frame Color - Chair	\$38
SF	Powder Coat Frame Color - Bar Stool	\$58
UB	Upright Bubble Cutout Back Design	\$75
RB	Reverse Bubble Cutout Back Design	\$75

VB	Vertical Bubble Cutout Back Design	\$75
ENG	Laser Engraving Back Design*	\$85
TT	Two Tone Stains	\$75
LPS	Laminate Plywood Seating**	Call
#196	Stacking Chair Dolly	\$483

\*One time setup fee of \$245. Minimum 12 chairs (of same design and series)

\*\*Laminate seats (LPS) requires minimum 15 chair order



DIMENSIONS	Demi Back Stool	Tall Back Stool
Seat Width:	16.25"	16.25"
Seat Depth:	15"	15"
Seat Height:	30"	30"
Back Height:	36"	45"
Overall Width:	20"	20"
Overall Depth:	20"	20"
Qty./Wt. per carton:	3 ea./46 lbs.	3 ea./50 lbs.


 UPHOLSTERED DEMI  
BACK BAR STOOL

 DEMI BACK STOOL WITH COUNTER  
HEIGHT AND CUTOUT OPTION

**MODEL / DESCRIPTION / LIST PRICING**

**1354 Demi Back Bar Stool**

 Wood Shell Stool  
\$645

**1354/SI Demi Back Stool with Upholstered Seat Insert**

COM Yardage: .75 Yard

COM	GR1	GR2	GR3	GR4	GR5	GR6	GR7	GR8	GR9	GR10	LEA
\$738	\$790	\$821	\$854	\$888	\$923	\$960	\$999	\$1038	\$1080	\$1123	\$1327

**1354/U Demi Back Bar Stool Fully Upholstered**

COM Yardage: 1.25 Yard

COM	GR1	GR2	GR3	GR4	GR5	GR6	GR7	GR8	GR9	GR10	LEA
\$800	\$856	\$890	\$925	\$964	\$1001	\$1041	\$1084	\$1126	\$1172	\$1219	\$1440


**1352 Tall Back Bar Stool**

 Wood Shell Stool  
\$571

**1352/SI Tall Back Bar Stool with Upholstered Seat Insert**

COM Yardage: .75 Yard

COM	GR1	GR2	GR3	GR4	GR5	GR6	GR7	GR8	GR9	GR10	LEA
\$669	\$716	\$745	\$774	\$805	\$837	\$870	\$906	\$942	\$979	\$1020	\$1205

**1352/U Tall Back Bar Stool Fully Upholstered**

COM Yardage: 1.5 Yard

COM	GR1	GR2	GR3	GR4	GR5	GR6	GR7	GR8	GR9	GR10	LEA
\$726	\$778	\$809	\$840	\$876	\$910	\$946	\$983	\$1023	\$1064	\$1107	\$1308

**OPTIONS**

Add upcharge to list price and code to model number

FR	CAL 133 (TB 133) Fire Retardant - Per Yard	\$90/yd.
MB	Moisture Barrier - Per Seat	\$68
SF	Powder Coat Frame Color - Bar Stool	\$58
CH	Counter Height (24" seat height)	\$28
SH	Specialty Height (any custom height)	\$28
UB	Upright Bubble Cutout Back Design	\$75

RB	Reverse Bubble Cutout Back Design	\$75
VB	Vertical Bubble Cutout Back Design	\$75
ENG	Laser Engraving Back Design*	\$85
TT	Two Tone Stains	\$75
LPS	Laminate Plywood Seating**	Call

\*One time setup fee of \$245. Minimum 12 chairs (of same design and series)

\*\*Laminate seats (LPS) requires minimum 15 chair order

## BENTON SERIES

### DEMI BACK PNEUMATIC SWIVEL

DIMENSIONS	Demi Back Stool
Seat Width:	16.25"
Seat Depth:	15"
Seat Height:	21.5" - 31.5"
Back Height:	26" - 36"
Overall Width:	20"
Overall Depth:	20"
Qty./Wt. per carton:	1 ea./40 lbs.



DEMI BACK STOOL  
CHROME SWIVEL BASE



DEMI BACK STOOL WITH SEAT INSERT  
OPTIONAL BLACK SWIVEL BASE

PNEUMATIC HEIGHT ADJUST WITH  
FOOTREST AND 360° SWIVEL



### MODEL / DESCRIPTION / LIST PRICING



**4187** Demi Back Bar Stool / Pneumatic Seat Travel

Wood Shell  
\$625



**4188** Demi Back Stool with Upholstered Seat Insert / Pneumatic Seat Travel

COM Yardage: .75 Yard

COM	GR1	GR2	GR3	GR4	GR5	GR6	GR7	GR8	GR9	GR10	LEA
\$702	\$751	\$781	\$812	\$845	\$879	\$914	\$950	\$988	\$1027	\$1069	\$1263



**4189** Demi Back Bar Stool Fully Upholstered / Pneumatic Seat Travel

COM Yardage: 1.25 Yard

COM	GR1	GR2	GR3	GR4	GR5	GR6	GR7	GR8	GR9	GR10	LEA
\$746	\$798	\$829	\$864	\$898	\$934	\$971	\$1010	\$1051	\$1092	\$1136	\$1342

### 3 SEAT OPTIONS



STAINED SEAT



SEAT INSERT



FULLY UPHOLSTERED SEAT

### OPTIONS

Add upcharge to list price and code to model number

FR	CAL 133 (TB 133) Fire Retardant - Per Yard	\$90/yd.
MB	Moisture Barrier - Per Seat	\$68
UB	Upright Bubble Cutout Back Design	\$75
RB	Reverse Bubble Cutout Back Design	\$75
VB	Vertical Bubble Cutout Back Design	\$75

ENG	Laser Engraving Back Design*	\$85
TT	Two Tone Stains	\$75
LPS	Laminate Plywood Seating**	Call
KBW	Black Wrinkle Powder Coat Base	No Charge

\*One time setup fee of \$245. Minimum 12 chairs (of same design and series)

\*\*Laminate seats (LPS) requires minimum 15 chair order

**BENTON JR CHAIR**

ERG's Children's furniture series includes Benton Junior, a one piece wood shell chair, available in many colorful wood stain colors or LPS (laminated).



BENTON JUNIOR CHAIRS

## ORDERING INFORMATION

**To Order Please Specify:**

- |                 |  |
|-----------------|--|
| 1) Series Name  | 4) Wood Stain Finish Color               |
| 2) Model Number | 5) Frame Color                           |
| 3) Quantity     | 6) <b>LPS</b> (Laminate Plywood Seating) |

## BENTON JR. GENERAL SPECIFICATIONS

**Shell**

Benton Jr. chairs have a single piece contoured wood shell made of 1/2" thick, multiply Beech wood veneer. Backs are standard with hand grip design. Shells are available in all standard wood stain colors. For LPS, please call customer service for a quotation.

**Frame**

Benton Jr. chair frames are made of 5/8" diameter, 14 gauge steel tubing with hand brazed welds.

**Glides**

All frames come with factory installed self leveling steel glides.

**Stacking**

Benton Jr. chair design stacks 4 to 6 high on the floor.

## COLORS / FINISHES

**Wood Stain Finish Colors:**

Transparent wood stain choices.

**Frame Finish Colors:**

- Standard powder coat colors.

## OPTIONS

- **CODE: LPS** - Laminate Plywood Seating (please call for quote - minimum 15)

DIMENSIONS	Benton Junior Wood Chair
Seat Width:	12.5"
Seat Depth:	15.5"
Seat Height:	13.5"
Back Height:	24"
Overall Width:	14"
Overall Depth:	15"
Qty./Wt. per carton:	3 ea./22 lbs.

**POLISHED CHROME FRAME  
NOT AVAILABLE**



**HIGH PRESSURE  
LAMINATES  
LPS**  
available on Benton

BENTON JUNIOR WOOD CHAIR WITH LPS

## MODEL / DESCRIPTION / LIST PRICING



**1351** Benton Junior - Children's Wood Chair

Beech wood shell

\$558



BENTON JUNIOR WOOD CHAIR AND POST JR.  
TABLE

## OPTIONS

Add upcharge to list price and code to model number

LPS	Laminate Plywood Seating - Minimum 15	Call for Quote
-----	---------------------------------------	----------------



BETA ROUND



BETA RACETRACK  
WITH FULL ROUND CYLINDERS



BETA RACETRACK  
WITH HALF ROUND CYLINDERS

## ORDERING INFORMATION

- |                             |                              |
|-----------------------------|------------------------------|
| 1) Series Name              | 6) Edge Style Code and Color |
| 2) Model Number             | 7) Wood Species              |
| 3) Size                     | 8) Wood Stain Color          |
| 4) Quantity                 | 9) Power Options             |
| 5) Laminate Selection & No. | 10) Base Style Selection     |
|                             | HC - Half Round Cylinder     |
|                             | FR - Full Round Cylinder     |

## BETA CONFERENCE SPECIFICATIONS

### Please Note

For BETA SERIES tables, half round and full round cylinder bases will be covered in laminate only. Table tops may be covered in choice of wood veneer. Bases will be in laminate.

### Cylinder Base

The BETA base is constructed of high grade particle board and premium frame alder. The diameter is either 18" or 24" diameter cylinder, depending on top size. Base cylinders are completely enclosed and laminated on side. Beta base is shipped K-D.

**NO WOOD SCREWS ARE USED**

- For tables over 72" in length, two heavy duty steel Anti-Sag Bars are provided.
- All tables are completely assembled to be sure of fit prior to being knocked down for shipping.
- All tables are bubble packed, cartoned and wood crated to assure safe delivery.

**NOTE:** Please Specify Full (FR) or Half Cylinder (HC) Base when ordering



BETA ROUND WITH  
• KRYSTALCAST® TOP  
• POWER OPTION  
• HINGED DOOR

## FINISHES

### Table Bases/Tops - Laminate/Veneer Selections

ERG offers over 1000 standard laminate choices from Nevamar, Wilsonart, Formica and Pionite. Wood veneer is available in transparent stain colors - custom stain matching available.

## OPTIONS

**BETA WIRE MANAGEMENT** Choose from the following options:

- CODE: P2L - Two Laminate Colors
- CODE: PBL - Panel Base Legs
- CODE: MH - Mouse Hole Slot
- CODE: VD - Velcro Door
- CODE: HD - Hinged Door
- CODE: CBT - Boat table top
- CODE: CAT - Almost Rectangle Table Top.
- TABLE ACCESSORIES - Grommets, Wire Management, Power & Communication Options - see Accessories section in price list.
- CODE: RAD - Radius Corners for 3MM Edge

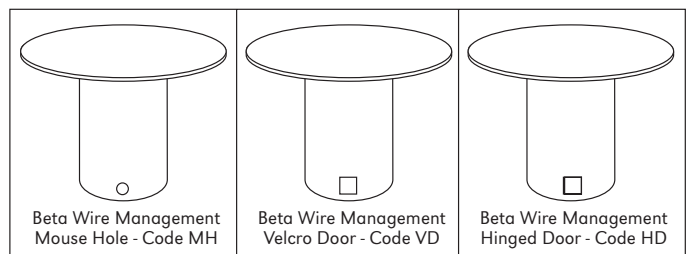


TABLE ACCESSORIES – Modesty Panels, Bridges, Grommets, Wire Management, Power & Communication Options, Table Dollies – see "Accessories" section in price list



ROUND KRYSTALCAST® TABLE TOP  
WITH POWER OPTION AND HINGED DOOR



ROUND WOOD VENEER TABLE TOP  
WITH POWER OPTION AND  
CUSTOM SQUARE BASE



KRYSTALCAST® BOAT TABLE TOP  
WITH POWER OPTION AND PANEL BASE



WOOD BOAT TABLE TOP WITH POWER  
AND HINGED DOORS


 BETA RACETRACK  
WITH FULL ROUND CYLINDERS

**MODEL / DESCRIPTION / LIST PRICING**
**BETA | ROUND**


ROUND

Model Number	Table Top Size	Shpg. Wght	Base Spread	LAMINATE TOP ASSORTED EDGES							VENEER TOP	
				GRP 1	GRP 2	GRP 3	GRP 4	GRP 5	GRP 6	GRP 7	GRP 8	GRP 9
BE36D	36" Dia.	89	1-24"	\$1322	\$1352	\$1464	\$1537	\$1749	\$1926	\$2141	\$3857	\$4902
BE42D	42" Dia.	93	1-24"	\$1404	\$1439	\$1579	\$1664	\$1926	\$2145	\$2407	\$4184	\$5236
BE48D	48" Dia.	118	1-24"	\$1494	\$1535	\$1704	\$1808	\$2124	\$2386	\$2703	\$4547	\$5607
BE54D	54" Dia.	149	1-30"	\$1954	\$2023	\$2306	\$2481	\$3007	\$3449	\$3975	\$6245	\$7443
BE60D	60" Dia.	171	1-30"	\$2109	\$2192	\$2523	\$2730	\$3353	\$3871	\$4491	\$6878	\$8088

**BETA | RECTANGLE**


RECTANGLE

Model Number	Table Top Size	Shpg. Wght	Base Spread	LAMINATE TOP ASSORTED EDGES							VENEER TOP	
				GRP 1	GRP 2	GRP 3	GRP 4	GRP 5	GRP 6	GRP 7	GRP 8	GRP 9
BE4272	42 X 72	129	2-24"	\$2653	\$2734	\$3057	\$3259	\$3865	\$4370	\$4975	\$8199	\$10006
BE4284	42 X 84	144	2-24"	\$2776	\$2869	\$3232	\$3457	\$4138	\$4706	\$5385	\$8701	\$10517
BE4296	42 X 96	160	2-24"	\$2902	\$3002	\$3403	\$3655	\$4411	\$5039	\$5794	\$9202	\$11029
BE4872	48 X 72	142	2-24"	\$2740	\$2827	\$3179	\$3397	\$4056	\$4602	\$5261	\$8549	\$10363
BE4884	48 X 84	160	2-24"	\$2992	\$3091	\$3488	\$3736	\$4481	\$5103	\$5848	\$9403	\$11341
BE4896	48 X 96	178	2-24"	\$3124	\$3235	\$3674	\$3950	\$4775	\$5464	\$6288	\$9943	\$11892
BE48108*	48 X 108	196	2-24"	\$3576	\$3696	\$4179	\$4480	\$5386	\$6140	\$7047	\$11278	\$13570
BE48120*	48 X 120	214	2-24"	\$3710	\$3840	\$4366	\$4694	\$5680	\$6503	\$7487	\$11820	\$14122
BE48144*	48 X 144	250	3-24"	\$4186	\$4338	\$4950	\$5332	\$6477	\$7431	\$8576	\$13423	\$15970
BE48168*	48 X 168	286	3-24"	\$4630	\$4819	\$5573	\$6042	\$7455	\$8631	\$10042	\$15224	\$17807
BE48192*	48 X 192	394	4-24"	\$7636	\$7862	\$8765	\$9329	\$11022	\$12432	\$14124	\$23463	\$28749
BE6096	60 X 96	214	2-24"	\$3362	\$3489	\$4004	\$4326	\$5293	\$6100	\$7066	\$10899	\$12866
BE60108*	60 X 108	237	2-30"	\$3891	\$4037	\$4621	\$4985	\$6080	\$6993	\$8086	\$12555	\$14872
BE60120*	60 X 120	259	2-30"	\$4045	\$4202	\$4835	\$5229	\$6417	\$7406	\$8592	\$13175	\$15505
BE60144*	60 X 144	304	3-30"	\$4698	\$4888	\$5645	\$6119	\$7539	\$8725	\$10145	\$15417	\$18057

\* Asterisk after model number indicates 2 piece tops with center seam for tables over 96" and longer

**NOTE:** Please Specify Full (FR) or Half Cylinder (HC) Base when ordering

**OPTIONS**

Add upcharge to list price and code to model number

P2L	Two Laminate Colors	\$250
HD	Hinged Door	\$440
MH	Mouse Hole Slot	\$135
PBL	Panel Base Legs per base	\$90
VD	Velcro Door	\$310

CBT	Boat table top - add to rectangle top price	add 25%
STH	Special Table Height - any height other than 29"	\$350
RAD	Radius Corners for 3MM Edge	\$200 per table
CAT	Almost Rectangle table top	add 25%



BETA RACETRACK  
WITH FULL ROUND CYLINDERS

## MODEL / DESCRIPTION / LIST PRICING


### BETA | RACETRACK



RACETRACK

Model Number	Table Top Size	Shpg. Wght	Base Spread	LAMINATE TOP ASSORTED EDGES								VENEER TOP	
				GRP 1	GRP 2	GRP 3	GRP 4	GRP 5	GRP 6	GRP 7		GRP 8	GRP 9
BE4272RT	42 X 72	207	2-24"	\$2893	\$2994	\$3394	\$3643	\$4393	\$5018	\$5768		\$9172	\$10999
BE4284RT	42 X 84	234	2-24"	\$3017	\$3127	\$3567	\$3841	\$4666	\$5354	\$6178		\$9673	\$11510
BE4296RT	42 X 96	262	2-24"	\$3142	\$3262	\$3741	\$4040	\$4939	\$5687	\$6586		\$10176	\$12022
BE4872RT	48 X 72	220	2-24"	\$2980	\$3088	\$3515	\$3782	\$4584	\$5251	\$6054		\$9522	\$11356
BE4884RT	48 X 84	250	2-24"	\$3232	\$3351	\$3825	\$4120	\$5011	\$5752	\$6640		\$10376	\$12333
BE4896RT	48 X 96	280	2-24"	\$3436	\$3573	\$4112	\$4450	\$5462	\$6306	\$7319		\$11208	\$13182
BE48108RT*	48 X 108	310	2-24"	\$3864	\$4006	\$4583	\$4942	\$6020	\$6919	\$7997		\$12445	\$14761
BE48120RT*	48 X 120	340	2-24"	\$3997	\$4153	\$4771	\$5156	\$6314	\$7280	\$8438		\$12986	\$15313
BE48144RT*	48 X 144	400	3-24"	\$4475	\$4650	\$5354	\$5793	\$7112	\$8208	\$9526		\$14592	\$17161
BE48168RT*	48 X 168	460	3-24"	\$4630	\$4819	\$5573	\$6042	\$7455	\$8631	\$10042		\$15224	\$17807
BE48192RT**	48 X 192	520	4-24"	\$7636	\$7862	\$8765	\$9329	\$11022	\$12432	\$14124		\$23463	\$28749
BE6096RT	60 X 96	316	2-30"	\$3650	\$3802	\$4409	\$4787	\$5928	\$6878	\$8018		\$12066	\$14057
BE60108RT*	60 X 108	351	2-30"	\$4179	\$4348	\$5025	\$5446	\$6716	\$7770	\$9038		\$13723	\$16063
BE60120RT*	60 X 120	385	2-30"	\$4286	\$4462	\$5171	\$5614	\$6945	\$8054	\$9385		\$14147	\$16497
BE60144RT*	60 X 144	454	3-30"	\$5359	\$5602	\$6570	\$7176	\$8993	\$10508	\$12326		\$18092	\$20786

\* Asterisk after model number indicates 2 piece tops with center seam for tables over 96" and longer



BETA BOAT TABLE  
WITH FULL PANEL BASE LEGS

### OPTIONS

Add upcharge to list price and code to model number

P2L	Two Laminate Colors	\$250
HD	Hinged Door	\$440
MH	Mouse Hole Slot	\$135
PBL	Panel Base Legs per base	\$90
VD	Velcro Door	\$310

CBT	Boat table top - add to rectangle top price	add 25%
STH	Special Table Height - any height other than 29"	\$350
RAD	Radius Corners for 3MM Edge	\$200 per table
CAT	Almost Rectangle table top	add 25%



**HURRY!**  
**QUANTITIES**  
**LIMITED!**

### BIKINI WOOD SERIES

The Bikini Wood chair features a perforated wood shell and offers upholstered seats. Frames available in 4 styles.

**DRASTICALLY**  
**REDUCED**



CAFÉ CHAIR,  
WOOD



ARM CHAIR WITH ARM  
CAPS, UPHOLSTERED  
SEAT

### ORDERING INFORMATION

#### To Order Please Specify:

- |                            |                          |
|----------------------------|--------------------------|
| 1) Series Name             | 5) Frame Color           |
| 2) Model Number            | 6) Fabric Grade & Number |
| 3) Quantity                | 7) Optional Items        |
| 4) Wood Stain Finish Color |                          |

### BIKINI WOOD GENERAL SPECIFICATIONS

#### Shell

- Seats and backs are made of maple and feature a unique hole design.

#### Upholstery

- Seat is upholstered over 1" foam with choice of fabric, vinyl, crypton, leather or approved COM.

#### Frame

- 0.75" diameter, 14 gauge steel tubing with hand brazed welds.
- Available in 4-leg, 4-leg with arms, counter stool and bar stool.

#### Glides

- Factory installed self leveling steel glides.

#### Stacking

- 4-Leg chair design stacks 4 high on the floor and 6 high on a dolly.

### COLORS / FINISHES

#### Wood Stain Finish Colors:

Standard wood stain colors.

#### Frame Finish Colors:

Standard powder coat colors.

### OPTIONS

- CODE: FR - CAL 133 (TB 133) Fire Retardant.
- CODE: MB - Moisture Barrier.
- CODE: WAC - Wood Arm Caps.
- CODE: CH - Counter Height (24" seat height)
- CODE: SH - Specialty Height (any custom height)
- CODE: ENG - Laser Engraving.
- CODE: CS - Contrasting Stain Colors, Seat and Back.



LASER ENGRAVED



CONTRASTING COLOR  
STAINS  
SEAT/BACK




Detail of  
back design

DIMENSIONS	Café Chair	Bar Stool
Seat Width:	17"	17"
Seat Depth:	17"	17"
Seat Height:	17.5"	30"
Arm Height	26.5"	39"
Back Height:	33"	43"
Overall Width:	21"	18"
Overall Depth:	21"	19"
Qty./Wt. per carton:	3 ea./45 lbs.	1 ea./36 lbs.



BAR STOOL  
WITH ARMS,  
UPHOLSTERED SEAT

## MODEL / DESCRIPTION / LIST PRICING



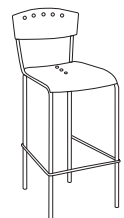
### 260 Café Chair

Maple wood  
\$436



### 261 Café Chair with Arms

Maple wood  
\$498



### 268 Bar Stool

Maple wood  
\$579



### 258 Bar Stool with Arms

Maple wood  
\$659

### 263 Café Chair with Upholstered Seat

COM Yardage: 0.75 Yds

COM	GR1	GR2	GR3	GR4	GR5	GR6	GR7	GR8	GR9	GR10	LEA
\$452	\$484	\$503	\$524	\$545	\$565	\$589	\$612	\$637	\$662	\$689	\$814

### 264 Café Chair with Arms and Upholstered Seat

COM Yardage: 0.75 Yds

COM	GR1	GR2	GR3	GR4	GR5	GR6	GR7	GR8	GR9	GR10	LEA
\$514	\$550	\$572	\$594	\$618	\$644	\$669	\$695	\$724	\$752	\$782	\$925

### 269 Bar Stool with Upholstered Seat

COM Yardage: 0.75 Yds

COM	GR1	GR2	GR3	GR4	GR5	GR6	GR7	GR8	GR9	GR10	LEA
\$594	\$636	\$661	\$688	\$715	\$744	\$773	\$804	\$836	\$870	\$904	\$1069

### 259 Bar Stool with Arms and Upholstered Seat

COM Yardage: 0.75 Yds

COM	GR1	GR2	GR3	GR4	GR5	GR6	GR7	GR8	GR9	GR10	LEA
\$673	\$721	\$749	\$779	\$811	\$843	\$877	\$912	\$948	\$986	\$1025	\$1212

## OPTIONS

Add upcharge to list price and code to model number

FR	CAL 133 (TB 133) Fire Retardant - per yd.	\$90/yd.
MB	Moisture Barrier - Per Seat	\$68
WAC	Wood Arm Caps - per pair	\$108
CS	Contrasting Stains Seat and Back	\$79

ENG	Laser Engraving Back Design	\$85 + Setup Fee
CH	Counter Height (24" seat height)	\$28
SH	Specialty Height (any custom height)	\$28
#196	Stacking Chair Dolly	\$483



**BRANDON TABLE OF CONTENTS**

Brandon Cafe.....	2
Brandon Training.....	6
Brandon Conference.....	9



X-BASE CAFÉ TABLES



X-BASE BAR HEIGHT TABLES

## ORDERING INFORMATION

- |                            |                               |
|----------------------------|-------------------------------|
| 1) Series Name             | 6) Laminate Selection and No. |
| 2) Model Number            | 7) Edge Style Code and Color  |
| 3) Size                    | 8) Wood Species               |
| 4) Quantity                | 9) Wood Stain Color           |
| 5) Powder Coat Frame Color | 10) Optional Items            |

## BRANDON CAFÉ BASE SPECIFICATIONS

### Brandon X Base

<b>Table Height</b>	Table height is 29" to 30" depending on table top specified. Bar Height table is 42".
<b>Column</b>	3" round 14 gauge steel tubing welded to base and top plate.
<b>Base</b>	1" x 2" 14 gauge steel tubing – 22", 26", 32" or 38" X spreads.
<b>Plate</b>	10" x 10" square • 12" X 12" square 14" X 14" square • 24" x 24" square
<b>Glides</b>	Adjustable zinc rubber cushion glides
<b>Assembly</b>	Top plate is welded to the vertical column and the vertical column is welded to the horizontal base. No tie rod assembly. Base mounts to tabletop with ¼-20 x 1" machine screws into metal inserts in top.
<b>Finish</b>	Choice of standard powder coat colors – See "Color Selections" brochure.

### Flip-Top Mechanism

Durable all-steel construction with a spring-loaded release handle and a safety catch to maintain flipped-up position.

## TABLE TOP SPECIFICATIONS

### Table Tops

Table top core is CARB Phase I & Phase II Compliant. Laminate, wood veneer and phenolic backing are glued with water based adhesives.

### Ultra-Lightweight Table Tops

Ultra-lightweight tables have an exceptionally strong manufactured MDF top made from 100% recovered and recycled wood fiber with at least 25% post-industrial recycled fiber; the balance consisting of recovered waste fiber. Ultra-light tables are 18% lighter than standard tables.

## FINISHES

### Laminate/Veneer Selections

ERG offers over 1000 standard laminate choices from Nevamar, Wilsonart, Formica and Pionite. Wood veneer is available in transparent stain colors - custom stain matching available.


### Edge Selections:

ERG offers a wide variety of table top edge materials including PVC, wood, aluminum and resin/urethane.

Special Edge Note: When ganging or butting tables together, ERG recommends using 3MM flat edge, or flat wood edge. Square tables using PVC T-edge will have a 2" radius on all corners. Table Bases and Legs

## OPTIONS

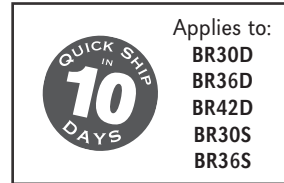
- CODE: FLIP-X - Flip Top per X-base
- CODE: FLIP-T - Flip Top for two T-legs
- CODE: CLEG - C-leg to replace T-leg
- CODE: FOLD - Lightweight Folding Leg Mechanism per table
- CODE: ASB - Anti-Sag Bar for tables under 72"
- CODE: PC - Polished Chrome Base
- CODE: RP - Painted Foot-ring for bar height
- CODE: RC - Polished Chrome Foot-ring for bar height
- CODE: STH - Special Table Height (any table height other than 29" or bar height)
- CODE: LC1 - Low Profile Casters per leg
- CODE: GD - Ganging per table
- CODE: CAS3 - 3" Casters
- CODE: ULW - Ultra Lightweight Top
- CODE: RAD - Radius Corners for 3MM Edge
- CODE: FTBH - Flip top support bar for rectangular tables over 29".  
(Maximum table top size 30x72)



GLIDE DETAIL



CASTER DETAIL


**MODEL / DESCRIPTION / LIST PRICING**
**BRANDON | CAFÉ | ROUND**

**ROUND**

Model Number	Table Top Size	Shpg. Wght.	Base Spread	LAMINATE TOP ASSORTED EDGES							VENEER TOP	
				GRP 1	GRP 2	GRP 3	GRP 4	GRP 5	GRP 6	GRP 7	GRP 8	GRP 9
BR24D	24" Dia.	32	22"- X	\$548	\$559	\$637	\$702	\$836	\$948	\$1081	\$1463	\$1642
BR30D	30" Dia.	43	26"- X	\$627	\$642	\$745	\$834	\$1010	\$1157	\$1332	\$1722	\$1884
BR36D	36" Dia.	53	32"- X	\$745	\$761	\$887	\$993	\$1206	\$1384	\$1597	\$2049	\$2234
BR42D	42" Dia.	72	32"- X	\$878	\$901	\$1063	\$1202	\$1480	\$1712	\$1989	\$2468	\$2637
BR48D	48" Dia.	86	38"- X	\$1010	\$1038	\$1233	\$1403	\$1738	\$2017	\$2354	\$2871	\$3033

**BRANDON | CAFÉ | SQUARE**

**SQUARE**

Model Number	Table Top Size	Shpg. Wght.	Base Spread	LAMINATE TOP ASSORTED EDGES							VENEER TOP	
				GRP 1	GRP 2	GRP 3	GRP 4	GRP 5	GRP 6	GRP 7	GRP 8	GRP 9
BR24S	24" Sq.	40	22"- X	\$518	\$530	\$609	\$680	\$817	\$932	\$1070	\$1408	\$1555
BR2430S	24x30 Sq.	49	22"- X	\$558	\$572	\$666	\$746	\$906	\$1042	\$1203	\$1539	\$1673
BR30S	30" Sq.	54	26"- X	\$592	\$605	\$708	\$798	\$971	\$1119	\$1295	\$1640	\$1773
BR36S	36" Sq.	67	32"- X	\$749	\$768	\$897	\$1005	\$1225	\$1409	\$1627	\$2074	\$2250
BR42S	42" Sq.	90	38"- X	\$919	\$941	\$1103	\$1241	\$1520	\$1750	\$2028	\$2555	\$2754

**BRANDON | CAFÉ | RECTANGLE**

**RECTANGLE**

Model Number	Table Top Size	Shpg. Wght.	Base Spread	LAMINATE TOP ASSORTED EDGES							VENEER TOP	
				GRP 1	GRP 2	GRP 3	GRP 4	GRP 5	GRP 6	GRP 7	GRP 8	GRP 9
BR2448	24x48 Sq.	70	2-22"- T	\$648	\$664	\$785	\$891	\$1099	\$1271	\$1478	\$1826	\$1945
BR2460	24x60 Sq.	79	2-22"- T	\$689	\$708	\$844	\$960	\$1192	\$1385	\$1618	\$1964	\$2069
BR3048	30x48 Sq.	79	2-22"- T	\$693	\$713	\$849	\$967	\$1202	\$1399	\$1634	\$1980	\$2082
BR3060	30x60 Sq.	90	2-22"- T	\$743	\$765	\$920	\$1052	\$1317	\$1538	\$1802	\$2145	\$2232

Note: FTBH option is required with STH option when ordering rectangle flip-top tables over 29" table height.

**OPTIONS**

Add upcharge to list price and code to model number

FLIP-X	Flip-Top per X-base (up to 42" top maximum)	\$125
FLIP-T	Flip-Top for two T-legs	\$358
CLEG	C-legs to replace T-legs (per leg)	\$112
FOLD	Lightweight Folding Leg Mechanism per table	\$298
PC	Polished Chrome for T-Leg	\$90 per base
PC	Polished Chrome for 22"-X Base spread	\$70
PC	Polished Chrome for 26"-X Base spread	\$95
PC	Polished Chrome for 32"-X Base spread	\$125
PC	Polished Chrome for 38"-X Base spread	\$135

STH	Special Table Height (other than 29")	\$150 per base
CAS3	3" Casters	\$25 ea.
LC1	Low Profile Casters per leg	\$135
GD	Ganging per table	\$95
ASB	Anti-Sag Bar for tables under 72"	\$80
ULW	Ultra Lightweight Top	\$190
RAD	Radius Corners for 3MM Edge	\$200 per table
FTBH	All T-Leg tables with flip top over 29" height	\$300



**MODEL / DESCRIPTION / LIST PRICING**

**BRANDON | BAR HEIGHT**

●  
ROUND

■  
SQUARE

Model Number	Table Top Size	Shpg. Wght.	Base Spread	LAMINATE TOP ASSORTED EDGES							VENEER TOP	
				GRP 1	GRP 2	GRP 3	GRP 4	GRP 5	GRP 6	GRP 7	GRP 8	GRP 9
BRH24D	24" Dia.	40	22"- X	\$781	\$791	\$870	\$936	\$1069	\$1179	\$1313	\$1976	\$2335
BRH30D	30" Dia.	94	26"- X	\$838	\$854	\$956	\$1045	\$1221	\$1368	\$1543	\$2187	\$2514
BRH36D	36" Dia.	63	32"- X	\$956	\$972	\$1099	\$1205	\$1417	\$1595	\$1808	\$2516	\$2863
BRH36S	36" Sq.	67	32"- X	\$992	\$1012	\$1139	\$1250	\$1470	\$1652	\$1871	\$2609	\$2974

**OPTIONS**

Add upcharge to list price and code to model number

FLIP-X	Flip-Top per X-base (up to 42" top maximum)	\$125
FLIP-T	Flip-Top for two T-legs	\$358
CLEG	C-legs to replace T-legs (per leg)	\$112
PC	Polished Chrome for 22"-XHI Base spread	\$95
PC	Polished Chrome for 26"-XHI Base spread	\$120
PC	Polished Chrome for 32"-XHI Base spread	\$150
STH	Special Table Height (other than 29")	\$150 per base

RP	Painted Foot-ring for Bar Height	\$110
RC	Polished Chrome Foot-ring for Bar Height	\$140
CAS3	3" Casters	\$25 ea.
LC1	Low Profile Casters per leg	\$135
GD	Ganging per table	\$95
ULW	Ultra Lightweight Top	\$190
RAD	Radius Corners for 3MM Edge	\$200 per table



## ORDERING INFORMATION

- |                            |                               |
|----------------------------|-------------------------------|
| 1) Series Name             | 6) Laminate Selection and No. |
| 2) Model Number            | 7) Edge Style Code and Color  |
| 3) Size                    | 8) Wood Species               |
| 4) Quantity                | 9) Wood Stain Color           |
| 5) Powder Coat Frame Color | 10) Optional Items            |

## BRANDON CAFÉ BASE SPECIFICATIONS

### Brandon 5-Column X Base

- Table Height** Table height is 29" to 30" depending on table top specified.
- Center Column** 3" round 14 gauge steel tubing.
- Outside Columns** 2" round 14 gauge steel tubing.
- Base** 2" 14 gauge round steel tubing – 36" base spread.
- Plate** 24" x 24" square
- Glides** Adjustable zinc rubber cushion glides
- Assembly** Top plate is welded to the vertical columns and the vertical columns are welded to the horizontal base. No tie rod assembly. Base mounts to tabletop with ¼-20 x 1" machine screws into metal inserts in top.
- Finish** Choice of standard powder coat colors – See "Color Selections" brochure.

## TABLE TOP SPECIFICATIONS

### Table Tops

Table top core is CARB Phase I & Phase II Compliant. Laminate, wood veneer and phenolic backing are glued with water based adhesives.

## FINISHES

### Laminate/Veneer Selections

ERG offers over 1000 standard laminate choices from Nevamar, Wilsonart, Formica and Pionite. Wood veneer is available in transparent stain colors - custom stain matching available.

### Edge Selections:

ERG offers a wide variety of table top edge materials including PVC, wood, aluminum and resin/urethane.

Special Edge Note: When ganging or butting tables together, ERG recommends using 3MM flat edge or flat wood edge. Square tables using PVC T-edge will have a 2" radius on all corners. Table Bases and Legs

## OPTIONS

- CODE: PC - Polished Chrome Base
- CODE: STH - Special Table Height (any table height other than 29")
- CODE: ULW - Ultra Lightweight Top
- CODE: RAD - Radius Corners for 3MM Edge

## BRANDON | 5 COLUMN | ROUND



ROUND

Model Number	Table Top Size	Shpg. Wght.	Base Spread	LAMINATE TOP ASSORTED EDGES							VENEER TOP	
				GRP 1	GRP 2	GRP 3	GRP 4	GRP 5	GRP 6	GRP 7	GRP 8	GRP 9
BR54D	54" Dia.	101	36"-5COL	\$1395	\$1430	\$1662	\$1862	\$2262	\$2595	\$2995	\$3843	\$4190
BR60D	60" Dia.	118	36"-5COL	\$1500	\$1539	\$1807	\$2039	\$2501	\$2886	\$3350	\$4194	\$4505

## BRANDON | 5 COLUMN | SQUARE



SQUARE

Model Number	Table Top Size	Shpg. Wght.	Base Spread	LAMINATE TOP ASSORTED EDGES							VENEER TOP	
				GRP 1	GRP 2	GRP 3	GRP 4	GRP 5	GRP 6	GRP 7	GRP 8	GRP 9
BR48S	48" Sq.	107	36"-5COL	\$1362	\$1394	\$1621	\$1816	\$2204	\$2530	\$2918	\$3750	\$4089
BR54S	54" Sq.	126	36"-5COL	\$1416	\$1453	\$1718	\$1946	\$2400	\$2779	\$3234	\$3994	\$4254
BR60S	60" Sq.	148	36"-5COL	\$1590	\$1634	\$1940	\$2201	\$2727	\$3165	\$3691	\$4511	\$4775

## OPTIONS

Add upcharge to list price and code to model number


PC	Polished Chrome for 5-column base	\$210
STH	Special Table Height (other than 29")	\$200 per base

ULW	Ultra Lightweight Top	\$190
RAD	Radius Corners for 3MM Edge	\$200 per table





STATIONARY T BASE



EASY-FOLD BASE  
FOLDING MODESTY PANEL

## ORDERING INFORMATION

- |                            |                               |
|----------------------------|-------------------------------|
| 1) Series Name             | 6) Laminate Selection and No. |
| 2) Model Number            | 7) Edge Style Code and Color  |
| 3) Size                    | 8) Wood Species               |
| 4) Quantity                | 9) Wood Stain Color           |
| 5) Powder Coat Frame Color | 10) Optional Items            |

## BRANDON TRAINING BASE SPECIFICATIONS

### Brandon T Base

<b>Table Height</b>	Table height is 29" to 30" depending on table top specified.
<b>Column</b>	2" round 14 gauge
<b>Base</b>	2" round 14 gauge – 16", 22" and 26" spreads
<b>Plates</b>	6" x 8" or 8" x 8" square 12-gauge stamped steel 5" x 5" 12-gauge stamped steel (Flip-Top or Folding)
<b>Glides</b>	Adjustable zinc rubber cushion steel glides
<b>Assembly</b>	Top plate is welded to the vertical column and the vertical column is welded to the horizontal base plate. No tie rod assembly. Base mounts to tabletop with 1/4-20 x 1" machine screws into metal inserts in top. Stretcher steel bars are used on tops 72" and longer.
<b>Finish</b>	Choice of standard powder coat colors – See "Color Selections" brochure

### Flip-Top Mechanism

Aluminum die-cast top plate and aluminum housing with single handle cable release.

### Folding Mechanism

Nylon injection molded housing, cast aluminum pivot and metal locking slider. Rigid, taper locking design is activated by single lever that also locks in folded position.

## TABLE TOP SPECIFICATIONS

### Table Tops


Table top core is CARB Phase I & Phase II Compliant. Laminate, wood veneer and phenolic backing are glued with water based adhesives.

### Ultra-Lightweight Table Tops


Ultra-lightweight tables have an exceptionally strong manufactured MDF top made from 100% recovered and recycled wood fiber with at least 25% post-industrial recycled fiber; the balance consisting of recovered waste fiber. Ultra-light tables are 18% lighter than standard tables.



FLIP-TOP DETAIL



GLIDE DETAIL



CASTER DETAIL



LOW PROFILE CASTER DETAIL

## FINISHES

### Laminate/Veneer Selections

ERG offers over 1000 standard laminate choices from Nevamar, Wilsonart, Formica and Pionite. Wood veneer is available in transparent stain colors - custom stain matching available.

### Edge Selections:

ERG offers a wide variety of table top edge materials including PVC, wood, resin and laminate.

Special Edge Note: When ganging or butting tables together, ERG recommends using 3MM flat edge or flat wood edge. Square tables using PVC T-edge will have a 2" radius on all corners.

**Note: When ordering modesty panel, table and panel must have 3MM edge.**

## OPTIONS

- CODE: FLIP-T - Flip-Top for two T-legs
- CODE: CLEG - C-leg to replace T-leg
- CODE: ASB - Anti-Sag Bar for tables under 72"
- CODE: FOLD - Lightweight Folding Leg Mechanism per table
- CODE: PC - Polished Chrome leg
- CODE: STH - Special Table Height (any table height other than 29")
- CODE: ULW - Ultra-lightweight table top
- CODE: CAS3 - 3" Mobile Casters
- CODE: LC1 - Low Profile Casters per leg
- CODE: GD - Ganging per table
- TABLE ACCESSORIES – Modesty Panels, Bridges, Grommets, Wire Management, Power & Communication Options, Table Dollies – see appropriate section in price list
- CODE: RAD - Radius Corners for 3MM Edge
- CODE: FTBH – Flip top support bar for rectangular tables over 29".  
(Maximum table top size 30x72)





Applies to:  
BR2460  
BR2472  
BR3060  
BR3072

**MODEL / DESCRIPTION / LIST PRICING**
**BRANDON | RECTANGLE**

**RECTANGLE**

Model Number	Table Top Size	Shpg. Wght.	Base Spread	LAMINATE TOP ASSORTED EDGES							VENEER TOP	
				GRP 1	GRP 2	GRP 3	GRP 4	GRP 5	GRP 6	GRP 7	GRP 8	GRP 9
BR1836	18 X 36	54	2-16"- T	\$551	\$563	\$651	\$725	\$876	\$1000	\$1151	\$1502	\$1653
BR1848	18 X 48	61	2-16"- T	\$583	\$597	\$696	\$781	\$950	\$1090	\$1261	\$1612	\$1751
BR1860	18 X 60	68	2-16"- T	\$617	\$631	\$741	\$836	\$1024	\$1181	\$1371	\$1718	\$1849
BR1872	18 X 72	75	2-16"- T	\$755	\$771	\$893	\$997	\$1205	\$1378	\$1587	\$2061	\$2262
BR1884	18 X 84	81	2-16"- T	\$807	\$828	\$967	\$1087	\$1327	\$1528	\$1769	\$2241	\$2424
BR1896	18 X 96	88	2-16"- T	\$867	\$888	\$1040	\$1169	\$1429	\$1646	\$1904	\$2407	\$2602
BR2436	24 X 36	61	2-22"- T	\$606	\$623	\$729	\$821	\$1002	\$1155	\$1340	\$1689	\$1822
BR2448	24 X 48	70	2-22"- T	\$648	\$664	\$785	\$891	\$1099	\$1271	\$1478	\$1826	\$1945
BR2460	24 X 60	79	2-22"- T	\$689	\$708	\$844	\$960	\$1192	\$1385	\$1618	\$1964	\$2069
BR2472	24 X 72	88	2-22"- T	\$835	\$857	\$1008	\$1135	\$1392	\$1606	\$1863	\$2334	\$2507
BR2484	24 X 84	97	2-22"- T	\$898	\$922	\$1092	\$1241	\$1533	\$1779	\$2074	\$2543	\$2696
BR2496	24 X 96	106	2-22"- T	\$965	\$991	\$1177	\$1338	\$1656	\$1921	\$2240	\$2739	\$2896
BR3036	30 X 36	68	2-22"- T	\$644	\$661	\$781	\$882	\$1088	\$1261	\$1464	\$1812	\$1933
BR3048	30 X 48	79	2-22"- T	\$693	\$713	\$849	\$967	\$1202	\$1399	\$1634	\$1980	\$2082
BR3060	30 X 60	90	2-22"- T	\$743	\$765	\$920	\$1052	\$1317	\$1538	\$1802	\$2145	\$2232
BR3072	30 X 72	102	2-22"- T	\$898	\$923	\$1093	\$1242	\$1537	\$1781	\$2076	\$2544	\$2697
BR3084	30 X 84	113	2-22"- T	\$968	\$997	\$1194	\$1362	\$1700	\$1980	\$2316	\$2782	\$2911
BR3096	30 X 96	124	2-22"- T	\$1045	\$1076	\$1289	\$1473	\$1839	\$2144	\$2512	\$3006	\$3141
BR3648	36 X 48	88	2-26"- T	\$749	\$771	\$928	\$1063	\$1331	\$1555	\$1825	\$2168	\$2253
BR3660	36 X 60	102	2-26"- T	\$807	\$833	\$1011	\$1162	\$1465	\$1717	\$2022	\$2363	\$2428
BR3672	36 X 72	115	2-26"- T	\$971	\$999	\$1197	\$1365	\$1705	\$1987	\$2325	\$2792	\$2918
BR3684	36 X 84	129	2-26"- T	\$1052	\$1082	\$1309	\$1500	\$1888	\$2210	\$2594	\$3057	\$3159
BR3696	36 X 96	142	2-26"- T	\$1135	\$1170	\$1416	\$1626	\$2047	\$2398	\$2819	\$3310	\$3414

Note: FTBH option is required with STH option when ordering rectangle flip-top tables over 29" table height.

**OPTIONS**

Add upcharge to list price and code to model number

FLIP-T	Flip-Top for two T-legs	\$358
FOLD	Lightweight Folding Leg Mechanism per table	\$298
CLEG	C-legs to replace T-legs (per leg)	\$112
PC	Polished Chrome	\$90 per leg
STH	Special Table Height (other than 29")	\$150 per leg
CAS3	3" Mobile Casters (2 Casters per leg)	\$25 each
LC1	Low Profile Casters	\$135 per leg

GD	Ganging per table	\$95
ULW	Ultra-lightweight table top	\$190
ASB	Anti-Sag Bar for tables under 72"	\$80
RAD	Radius Corners for 3MM Edge	\$200 per table
FTBH	All T-Leg tables with flip top over 29" height	\$300

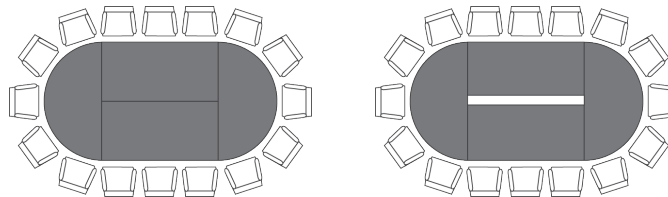
Note: Flip-Top option on C-Leg not available.

**MODEL / DESCRIPTION / LIST PRICING**
**BRANDON | TRAPEZOID**


Model Number	Table Top Size	Shpg. Wght.	Base Spread	LAMINATE TOP ASSORTED EDGES							VENEER TOP	
				GRP 1	GRP 2	GRP 3	GRP 4	GRP 5	GRP 6	GRP 7	GRP 8	GRP 9
BT2448	24 x 48	70	2-22"- T	\$792	\$857	\$1016	\$1115	\$1416	\$1665	\$1965	\$2307	\$2383
BT2460	24 x 60	79	2-22"- T	\$892	\$959	\$1117	\$1218	\$1515	\$1763	\$2063	\$2525	\$2681
BT3060	30 x 60	90	2-22"- T	\$934	\$1008	\$1179	\$1289	\$1614	\$1885	\$2211	\$2671	\$2813
BT3672	36 x 72	115	2-26"- T	\$1100	\$1191	\$1421	\$1565	\$2000	\$2360	\$2793	\$3231	\$3306

**BRANDON | SECTIONAL | HALF ROUND**


Model Number	Table Top Size	Shpg. Wght	Base Spread	LAMINATE TOP ASSORTED EDGES							VENEER TOP	
				GRP 1	GRP 2	GRP 3	GRP 4	GRP 5	GRP 6	GRP 7	GRP 8	GRP 9
BHR2448	24 X 48	70	2-16"- T	\$939	\$987	\$1174	\$1290	\$1642	\$1934	\$2286	\$2664	\$2742
BHR3060	30 X 60	90	2-22"- T	\$1052	\$1107	\$1330	\$1470	\$1888	\$2235	\$2653	\$3026	\$3068
BHR3672	36 X 72	115	2-26"- T	\$1275	\$1346	\$1631	\$1810	\$2345	\$2791	\$3325	\$3721	\$3806



SAMPLE CONFIGURATIONS

Note: FTBH option is required with STH option when ordering rectangle flip-top tables over 29" table height.

**OPTIONS**

Add upcharge to list price and code to model number

FLIP-T	Flip-Top for two T-legs	\$358
FOLD	Lightweight Folding Leg Mechanism per table	\$298
CLEG	C-legs to replace T-legs (per leg)	\$112
PC	Polished Chrome	\$90 per leg
STH	Special Table Height (other than 29")	\$150 per leg
CAS3	3" Mobile Casters (2 Casters per leg)	\$25 each

LC1	Low Profile Casters	\$135 per leg
GD	Ganging per table	\$95
ULW	Ultra-lightweight table top	\$190
ASB	Anti-Sag Bar for tables under 72"	\$80
FTBH	All T-Leg tables with flip top over 29" height	\$300

Note: Flip-Top option on C-Leg not available.



RECTANGLE  
CONFERENCE TABLE

## ORDER INFORMATION

- |                            |                               |
|----------------------------|-------------------------------|
| 1) Series Name             | 6) Laminate Selection and No. |
| 2) Model Number            | 7) Edge Style Code and Color  |
| 3) Size                    | 8) Wood Species               |
| 4) Quantity                | 9) Wood Stain Color           |
| 5) Powder Coat Frame Color | 10) Optional Items            |

## BRANDON CONFERENCE SPECIFICATIONS

### Conference Base

<b>Table Height</b>	Table height is 29" to 30" depending on table top specified.
<b>Column</b>	2" round 14 gauge
<b>Base</b>	2" round 14 gauge – 36" spread
<b>Plate</b>	12 gauge stamped steel
<b>Glides</b>	Adjustable zinc rubber cushion steel glides
<b>Assembly</b>	Top plate is welded to the vertical column and the vertical column is welded to the horizontal base plate. No tie rod assembly. Base mounts to tabletop with ¼-20 x 1" machine screws into metal inserts in top. Stretcher steel bars are used on tops over 66" long.
<b>Finish</b>	Choice of standard powder coat colors – See "Color Selections" brochure

### Table Tops

Table top core is CARB Phase I & Phase II Compliant. Laminate, wood veneer and phenolic backing are glued with water based adhesives.

### Edge Selections

ERG offers a wide variety of table top edge materials including PVC, wood and laminate.

## FINISHES

### Table Bases and Legs

Finished in your choice of standard powder coat colors. Finishes listed at beginning of price list. For colors refer to "Color Selections" brochure. For actual color samples, please call Customer Service.

### Laminate/Veneer Selections

ERG offers over 1000 standard laminate choices from Nevamar, Wilsonart, Formica and Pionite. Wood veneer is available in transparent stain colors - custom stain matching available.

## OPTIONS

- CODE: PC - Polished Chrome Base
- CODE: STH - Special Table Height (any table height other than 29")
- CODE: GD - Ganging per table
- CODE: CRT - Racetrack table top
- CODE: COT - Oval table top
- CODE: CBT - Boat table top
- CODE: CAT - Almost Rectangle Table Top.
- TABLE ACCESSORIES – Modesty Panels, Bridges, Grommets, Wire Management, Power & Communication Options, Table Dollies – see appropriate section in price list
- CODE: RAD - Radius Corners for 3MM Edge

Note: When ordering modesty panel, table and panel must have 3MM edge.

**MODEL / DESCRIPTION / LIST PRICING**
**BRANDON | CONFERENCE | RECTANGLE**

	Model Number	Table Top Size	Shpg. Wght.	Base Spread	LAMINATE TOP ASSORTED EDGES							VENEER TOP	
					GRP 1	GRP 2	GRP 3	GRP 4	GRP 5	GRP 6	GRP 7	GRP 8	GRP 9
 RECTANGLE	BC4272	42 X 72	129	2-36TT	\$1766	\$1814	\$2146	\$2432	\$3003	\$3480	\$4050	\$4990	\$5305
	BC4284	42 X 84	144	2-36TT	\$1860	\$1911	\$2266	\$2572	\$3183	\$3693	\$4303	\$5272	\$5585
	BC4296	42 X 96	160	2-36TT	\$1925	\$1980	\$2361	\$2685	\$3336	\$3880	\$4531	\$5496	\$5787
	BC4872	48 X 72	142	2-36TT	\$1822	\$1871	\$2223	\$2526	\$3128	\$3633	\$4236	\$5173	\$5470
	BC4884	48 X 84	160	2-36TT	\$2081	\$2135	\$2515	\$2839	\$3488	\$4028	\$4679	\$5834	\$6249
	BC4896	48 X 96	178	2-36TT	\$2156	\$2214	\$2619	\$2967	\$3662	\$4241	\$4935	\$6087	\$6477
	BC48108*	48 X 108	196	3-36TT	\$2338	\$2399	\$2830	\$3201	\$3940	\$4556	\$5295	\$6573	\$7020
	BC48120*	48 X 120	214	3-36TT	\$2412	\$2478	\$2936	\$3329	\$4113	\$4767	\$5552	\$6824	\$7248
	BC48144*	48 X 144	250	3-36TT	\$2934	\$3006	\$3517	\$3955	\$4830	\$5559	\$6435	\$8146	\$8806
	BC6096	60 X 96	214	2-36TT	\$2512	\$2577	\$3033	\$3423	\$4204	\$4854	\$5636	\$7036	\$7543
	BC60108*	60 X 108	237	3-36TT	\$2657	\$2727	\$3214	\$3632	\$4470	\$5167	\$6003	\$7464	\$7979
	BC60120*	60 X 120	259	3-36TT	\$2828	\$2904	\$3423	\$3870	\$4762	\$5504	\$6397	\$7949	\$8496
	BC60144*	60 X 144	304	3-36TT	\$3516	\$3600	\$4184	\$4686	\$5688	\$6524	\$7528	\$9675	\$10551

\* Asterisk after model number indicates 2 piece tops with center seam for tables over 96" and longer



RACETRACK  
TABLE TOP OPTION

**OPTIONS**

Add upcharge to list price and code to model number

PC	Polished Chrome Base - rectangle tops	\$300
GD	Ganging per table	\$95
CRT	Racetrack table top - add to rectangle top price	add 20%
COT	Oval table top - add to rectangle top price	add 20%

CBT	Boat table top - add to rectangle top price	add 25%
STH	Special Table Height - any height other than 29"	\$350
RAD	Radius Corners for 3MM Edge	\$200 per table
CAT	Almost Rectangle table top	add 25%

## BRANDON SILVER

The Brandon Silver line offers the same quality as our Brandon tables at an even more affordable price point.



X-BASE CAFÉ TABLE



T-LEG TRAINING TABLE



T-LEG FLIP-TOP TABLE WITH CASTERS

### ORDERING INFORMATION

- |                               |                              |
|-------------------------------|------------------------------|
| 1) Series Name                | 6) Edge Style Code and Color |
| 2) Model Number               | 7) Optional Items            |
| 3) Size                       |                              |
| 4) Quantity                   |                              |
| 5) Laminate Selection and No. |                              |

### BRANDON CAFÉ BASE SPECIFICATIONS

#### Brandon Silver Base

<b>Table Height</b>	Table height is 29" to 30" depending on table top specified. Bar Height table is 42".
<b>Column</b>	<b>X-Base:</b> 3" dia. round 14 gauge steel tubing. <b>T-Leg:</b> 2" dia. round 14 gauge steel tubing. Columns are fully welded to base and top plate.
<b>X-Base</b>	2" dia. 14 gauge round steel tubing – 22", 26" or 32" X-spreads.
<b>T-Leg</b>	2" dia. 14 gauge round steel tubing – 16", 22" or 26" T-spreads.
<b>Plate</b>	10" x 10" square • 12" X 12" square 14" X 14" square • 6" x 8" rectangle
<b>Glides</b>	Adjustable zinc rubber cushion glides
<b>Assembly</b>	Top plate is welded to the vertical column and the vertical column is welded to the horizontal base. No tie rod assembly. Base mounts to tabletop with ¼-20 x 1" machine screws into metal inserts in top.

#### Flip-Top Mechanism

Durable all-steel construction with a spring-loaded release handle and a safety catch to maintain flipped-up position.

### TABLE TOP SPECIFICATIONS

#### Table Tops

Table top core is CARB Phase I & Phase II Compliant. Laminate, wood veneer and phenolic backing are glued with water based adhesives.

### FINISHES

#### Table Leg Finish

**Brandon Silver table legs are standard in Silver (Brushed Aluminum) powder coat finish only.**

#### Laminate/Veneer Selections


ERG offers over 1000 standard laminate choices from Nevamar, Wilsonart, Formica and Pionite. Wood veneer is available in transparent stain colors - custom stain matching available.

#### Edge Selections:

ERG offers a wide variety of table top edge materials including PVC, wood, aluminum and resin/urethane.  
Special Edge Note: When ganging or butting tables together, ERG recommends using 3MM flat edge, or flat wood edge. Square tables using PVC T-edge will have a 2" radius on all corners. Table Bases and Legs

### OPTIONS

- CODE: FLIP-X - Flip Top per X-base
- CODE: ASB - Anti-Sag Bar for tables under 72"
- CODE: GD - Ganging per table
- CODE: CAS3 - 3" Black Casters



GLIDE DETAIL



CASTER DETAIL

**NOTE: Silver = Brushed Aluminum Powder Coat**


**MODEL / DESCRIPTION / LIST PRICING**
**BRANDON | CAFÉ | ROUND**


Model Number	Table Top Size	Shpg. Wght.	Base Spread	LAMINATE TOP ASSORTED EDGES		
				GRP 1	GRP 2	GRP 3
BRS30D	30" Dia.	43	26"- X	\$527	\$540	\$634
BRS36D	36" Dia.	53	32"- X	\$603	\$619	\$734
BRS42D	42" Dia.	72	32"- X	\$755	\$777	\$924

**BRANDON | CAFÉ | SQUARE**


Model Number	Table Top Size	Shpg. Wght.	Base Spread	LAMINATE TOP ASSORTED EDGES		
				GRP 1	GRP 2	GRP 3
BRS30S	30" Sq.	54	26"- X	\$531	\$546	\$640
BRS36S	36" Sq.	67	32"- X	\$623	\$639	\$754

**BRANDON | BAR HEIGHT | ROUND**


Model Number	Table Top Size	Shpg. Wght.	Base Spread	LAMINATE TOP ASSORTED EDGES		
				GRP 1	GRP 2	GRP 3
BRSH24D	24" Dia.	40	22"- X	\$622	\$630	\$702
BRSH30D	30" Dia.	52	26"- X	\$672	\$686	\$780

**NOTE: Brandon Silver is limited to the above sizes/edges only. For other sizes/edges, see the Brandon Tables pricing.**


**OPTIONS**

Add upcharge to list price and code to model number


FLIP-X	Flip-Top per X-base (up to 42" top maximum)	\$125
CAS3	3" Black Casters	\$25 ea.

GD	Ganging per table	\$95
----	-------------------	------


**MODEL / DESCRIPTION / LIST PRICING**
**BRANDON | RECTANGLE**

	Model Number	Table Top Size	Shpg. Wght.	Base Spread	LAMINATE TOP ASSORTED EDGES		
					GRP 1	GRP 2	GRP 3
 RECTANGLE	BRS1860	18 X 60	68	2-16"- T	\$492	\$506	\$602
	BRS1872	18 X 72	75	2-16"- T	\$520	\$536	\$641
	BRS2460	24 X 60	79	2-22"- T	\$556	\$572	\$691
	BRS2472	24 X 72	88	2-22"- T	\$661	\$680	\$811
	BRS3060	30 X 60	90	2-22"- T	\$603	\$623	\$757
	BRS3072	30 X 72	102	2-22"- T	\$715	\$737	\$888
	BRS3660	36 X 60	102	2-26"- T	\$660	\$682	\$836
	BRS3672	36 X 72	115	2-26"- T	\$780	\$804	\$977

**BRANDON | RECTANGLE | LIST PRICING FLIP-TOP & CASTERS INCLUDED**

	Model Number	Table Top Size	Shpg. Wght.	Base Spread	LAMINATE TOP ASSORTED EDGES		
					GRP 1	GRP 2	GRP 3
 RECTANGLE	BRS1860FC	18 X 60	68	2-16"- T	\$931	\$945	\$1041
	BRS1872FC	18 X 72	75	2-16"- T	\$959	\$975	\$1080
	BRS2460FC	24 X 60	79	2-22"- T	\$994	\$1011	\$1130
	BRS2472FC	24 X 72	88	2-22"- T	\$1100	\$1119	\$1250
	BRS3060FC	30 X 60	90	2-22"- T	\$1042	\$1062	\$1196
	BRS3072FC	30 X 72	102	2-22"- T	\$1154	\$1176	\$1327
	BRS3660FC	36 X 60	102	2-26"- T	\$1099	\$1121	\$1275
	BRS3672FC	36 X 72	115	2-26"- T	\$1219	\$1243	\$1416

**NOTE: Brandon Silver is limited to the above sizes/edges only. For other sizes/edges, see the Brandon Tables pricing.**

**OPTIONS**

Add upcharge to list price and code to model number

GD	Ganging per table	\$95	ASB	Anti-Sag Bar for tables under 72"	\$80
----	-------------------	------	-----	-----------------------------------	------



BRIGHTON TABLE OF CONTENTS

Brighton Specifications ..... 2

Brighton Options ..... 3

Brighton Steps Pricing ..... 4-5

Brighton Modular Pricing ..... 6-8

Brighton Backless Modular Pricing ..... 9

Brighton Lounge Pricing ..... 10

Brighton Upholstered Table Pricing ..... 11

Brighton Arms Pricing ..... 12

Brighton Steps Dimensions ..... 13

Brighton Jr. Pricing ..... 14-15

Brighton Configuration Layouts ..... 16

Brighton Fabric Placement ..... 17



**BRIGHTON STEPS • BRIGHTON MODULAR • BRIGHTON LOUNGE**

Brighton is an inspiring collection offering modular lounge in both conventional and non-traditional environments. The emphasis is on meeting spaces at all levels, with a more relaxed and inviting platform. Functional power options can be specified for added convenience. Gathering together with Brighton will create a natural, comfortable and simple space for collaboration.


**ORDERING INFORMATION**
**To Order Please Specify:**

- |                            |                                    |
|----------------------------|------------------------------------|
| 1) Series Name             | 5) Optional Items                  |
| 2) Model Number            | 6) Laminate Step Choice            |
| 3) Quantity                | 7) Optional Flat Back (Step Units) |
| 4) Fabric Grade and Number |                                    |

**BRIGHTON GENERAL SPECIFICATIONS**
**Frame**

- Multi-ply hardwood
- Tongue and groove construction nailed and glued

**Seat/Foam**

- No-sag springs with interlocking helicoil springs for additional seat and low back support
- High resiliency foam construction throughout
- All foam bonded to frame


CURVED  
 BACK IS  
 STANDARD  
 ON ALL  
 BRIGHTON  
 UNITS



## OPTIONS

- CODE: FR - CAL 133 (TB 133) Fire Retardant.
- CODE: MB - Moisture Barrier.
- CODE: MB2S - Moisture Barrier (2 step units).
- CODE: MB3S - Moisture Barrier (3 step units).
- CODE: 2FO - Two Fabric Option.
- CODE: 3FO - Three Fabric Option.
- CODE: FGD - Flat Ganging Device (Necessary when ganging two or more modules together).
- CODE: TAB-(\_) - Non-Removable Swivel Tablet  
(shape A, B or C, left or right arm).
- CODE: TABR1-(\_) - Removable Swivel Tablet  
(laminated shape A, B or C specify left or right arm)
- CODE: TABR2-(\_) - Removable Swivel Tablet  
(laminated shape A, B or C with opening for tablet on both arms)
- CODE: TABF-(\_) - Fixed Post Tablet (laminated shape A, B or C, armless)
- CODE: TABFB-(\_) - Fixed Laminated Tablet - between two modular units  
(blade post, specify tablet shape A, B or C)
- CODE: SST - Solid Surface Tablet Arm
- CODE: BHS - Laminated Half Step Top (not available on top step of 3)
- CODE: BFS - Laminated Full Step Top (not available on top step of 3)
- CODE: BFB - Flat Back On Steps Units (for back-to-back application)
- CODE: LAM5 - Non-standard laminated for 5 or less tablets  
see options for upcharge
- CODE: SS5 - Non-standard Solid Surface top for 5 or less tablets

## OPTIONAL FLAT BACK ON STEPS



THIS OPTION HIGHLY RECOMMENDED FOR BACK TO BACK APPLICATIONS



.75" LAMINATE HALF STEP TOP



.75" LAMINATE FULL STEP TOP

**NOTE:** LAMINATE TOP NOT AVAILABLE ON TOP STEP OF THREE-STEP UNIT

DIMENSIONS	Straight 2 Step	30° Curved 2 Step
Step 1 Depth:	13"	13"
Step 2 Depth:	21"	21"
Step 1 Height:	14"	14"
Step 2 Height:	24"	24"
Overall Depth:	34"/34"	34"/37"
Overall Width:	44"	62"
Overall Height:	24"	24"
Qty./Wt.:	1 ea./90 lbs.	1 ea./110 lbs.

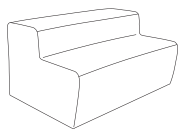


2 STEP UNIT

---

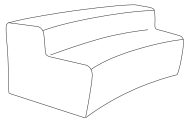
**MODEL / DESCRIPTION / LIST PRICING**


---


**7371**      Straight 2 Step Unit

COM Yardage: Total: 5 Yds. / Steps: 3 Yds. / Sides: 2 Yds.

COM	GR1	GR2	GR3	GR4	GR5	GR6	GR7	GR8	GR9	GR10	LEA
\$2033	\$2330	\$2440	\$2561	\$2726	\$2847	\$2968	\$3089	\$3210	\$3331	\$3452	\$3578


**7373**      Curved 2 Step Unit

COM Yardage: Total: 6 Yds. / Steps: 4 Yds. / Sides: 2 Yds.

COM	GR1	GR2	GR3	GR4	GR5	GR6	GR7	GR8	GR9	GR10	LEA
\$2236	\$2533	\$2643	\$2764	\$2929	\$3050	\$3171	\$3292	\$3413	\$3534	\$3655	\$3782

---

**OPTIONS**


---

Add upcharge to list price and code to model number

FR	CAL 133 (TB 133) Fire Retardant per yard	\$90/yd.
MB2S	Moisture Barrier - 2 Step Unit	\$190
FGD	Flat Ganging Device	\$53
2FO	Two Fabric Option	\$98
3FO	Three fabric option	\$148
BFB	Flat Back - Step Unit (For Back-to-back)	\$90

BHS3	Laminate Top Half Step - .75" 3MM PVC Edge	\$270
BHSM	Laminate Top Half Step - Multi-ply Edge	\$405
BFS3	Laminate Top Full Step - .75" 3MM PVC Edge	\$405
BFSM	Laminate Top Full Step - Multi-ply Edge	\$580
TABF-(L)	Fixed Tablet (specify A, B or C, left or right arm)	\$495
TABFB-(L)	Fixed Tablet (blade, specify (L/R), shape A, B or C)	\$370

DIMENSIONS	Straight 3 Step	30° Curve 3 Step
Step 1 Depth:	13"	13"
Step 2 Depth:	14"	14"
Step 3 Depth:	4"	-
Step 1 Height:	14"	14"
Step 2 Height:	24"	24"
Overall Depth:	34"/37"	34"/37"
Overall Width:	44"	62"
Overall Height:	30"	30"
Qty./Wt.:	1 ea./75 lbs.	1 ea./110 lbs.



3 STEP UNIT SHOWN WITH  
TWO FABRIC OPTION


## MODEL / DESCRIPTION / LIST PRICING



### 7370 44" Straight 3 Step Unit

COM Yardage: Total: 5.5 Yds. / Steps: 3.5 Yds. / Sides: 2 Yds.

COM	GR1	GR2	GR3	GR4	GR5	GR6	GR7	GR8	GR9	GR10	LEA
\$2308	\$2489	\$2599	\$2720	\$2940	\$3061	\$3182	\$3303	\$3424	\$3545	\$3666	\$3793



### 7372 30° Curve 3 Step Unit

COM Yardage: Total: 6.5 Yds. / Steps: 4.5 Yds. / Sides: 2 Yds.

COM	GR1	GR2	GR3	GR4	GR5	GR6	GR7	GR8	GR9	GR10	LEA
\$2539	\$2720	\$2830	\$2951	\$3171	\$3292	\$3413	\$3534	\$3655	\$3776	\$3897	\$4024

## OPTIONS

Add upcharge to list price and code to model number

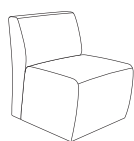
FR	CAL 133 (TB 133) Fire Retardant per yard	\$90/yd.
MB3S	Moisture Barrier - 3 Step Unit	\$270
FGD	Flat Ganging Device	\$53
2FO	Two Fabric Option	\$98
3FO	Three fabric option	\$148

BFB	Flat Back - Step Unit (For Back-to-back)	\$90
BHS3	Laminate Top Half Step - .75" MM PVC Edge	\$270
BHSM	Laminate Top Half Step - Multi-ply Edge	\$405
BFS3	Laminate Top Full Step - .75" 3MM PVC Edge	\$405
BFSM	Laminate Top Full Step - Multi-ply Edge	\$580

DIMENSIONS	22" Straight	30" Straight	44" Straight	Corner
Seat Depth:	20"	20"	20"	20"
Seat Width:	22"	30"	44"	20"
Seat Height:	17"	17"	17"	17"
Overall Depth:	27"	27"	27"	28"
Overall Width:	22"	30"	44"	28"
Overall Height:	30"	30"	30"	30"
Qty./Wt.:	1 ea./75 lbs.	1 ea./90 lbs.	1 ea./110 lbs.	1 ea./110 lbs.



TWO SEAT MODULAR

**MODEL / DESCRIPTION / LIST PRICING**

**7359** 22" Straight Unit

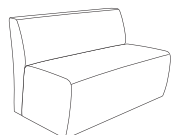
COM Yardage: Total: 3.5 Yds. / Back: 2 Yds. / Seat: 1.5 Yds.

COM	GR1	GR2	GR3	GR4	GR5	GR6	GR7	GR8	GR9	GR10	LEA
\$1065	\$1142	\$1219	\$1307	\$1384	\$1472	\$1560	\$1648	\$1736	\$1824	\$1912	\$2038


**7360** 30" Straight Unit

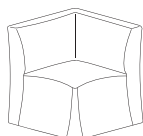
COM Yardage: Total: 4 Yds. / Back: 2 Yds. / Seat: 2 Yds.

COM	GR1	GR2	GR3	GR4	GR5	GR6	GR7	GR8	GR9	GR10	LEA
\$1269	\$1363	\$1462	\$1572	\$1671	\$1781	\$1891	\$2001	\$2111	\$2221	\$2353	\$2479


**7361** 44" Straight Unit

COM Yardage: Total: 6 Yds. / Back: 3.5 Yds. / Seat: 2.5 Yds.

COM	GR1	GR2	GR3	GR4	GR5	GR6	GR7	GR8	GR9	GR10	LEA
\$1773	\$1905	\$2037	\$2169	\$2301	\$2433	\$2565	\$2697	\$2829	\$2961	\$3093	\$3220


**7368** Corner Unit

COM Yardage: Total: 6 Yds. / Back: 4 Yds. / Seat: 2 Yds.

COM	GR1	GR2	GR3	GR4	GR5	GR6	GR7	GR8	GR9	GR10	LEA
\$1824	\$1945	\$2055	\$2176	\$2286	\$2407	\$2528	\$2649	\$2770	\$2891	\$3012	\$3138

**OPTIONS**

Add upcharge to list price and code to model number

FR	CAL 133 (TB 133) Fire Retardant per yard	\$90/yd.
MB	Moisture Barrier - up to 60" width	\$125
FGD	Flat Ganging Device	\$53
2FO	Two Fabric Option	\$98
3FO	Three fabric option	\$148

TABF(-)	Fixed Tablet (specify A, B or C, left or right arm)	\$495
TABFB(-)	Fixed Tablet (blade, specify (L/R), shape A, B or C)	\$370
LAM5	Non-standard laminate (5 tablets or less)	\$250 ea. tablet
SST	Solid Surface Tablet - add to tablet option	\$125

DIMENSIONS	30° Curve Inside	60° Curve Inside
Seat Depth:	20"	20"
Seat Width:	22"	42"
Seat Height:	17"	17"
Overall Depth:	27"/28"	27"/32"
Overall Width:	31"	60"
Overall Height:	30"	30"
Qty./Wt.:	1 ea./75 lbs.	1 ea./110 lbs.

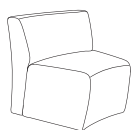


45° INSIDE CURVE

---

**MODEL / DESCRIPTION / LIST PRICING**


---


**7362** 30° Inside Curve Unit

COM Yardage: Total: 3.5 Yds. / Back: 2 Yds. / Seat: 1.5 Yds.

COM	GR1	GR2	GR3	GR4	GR5	GR6	GR7	GR8	GR9	GR10	LEA
\$1170	\$1247	\$1324	\$1412	\$1489	\$1577	\$1665	\$1753	\$1841	\$1929	\$2017	\$2144


**7364** 60° Inside Curve Unit

COM Yardage: Total: 7.5 Yds. / Back: 4.5 Yds. / Seat: 3 Yds.

COM	GR1	GR2	GR3	GR4	GR5	GR6	GR7	GR8	GR9	GR10	LEA
\$2222	\$2332	\$2442	\$2563	\$2673	\$2794	\$2915	\$3036	\$3157	\$3278	\$3399	\$3526

---

**OPTIONS**


---

Add upcharge to list price and code to model number

FR	CAL 133 (TB 133) Fire Retardant per yard	\$90/yd.
MB	Moisture Barrier - up to 60" width	\$125
FGD	Flat Ganging Device	\$53
2FO	Two Fabric Option	\$98
3FO	Three fabric option	\$148

TABF-( )	Fixed Tablet (specify A, B or C, left or right arm)	\$495
TABFB-( )	Fixed Tablet (blade, specify (L/R), shape A, B or C)	\$370
LAM5	Non-standard laminate (5 tablets or less)	\$250 ea. tablet
SST	Solid Surface Tablet - add to tablet option	\$125

DIMENSIONS	30° Curve Outside	60° Curve Outside
Seat Depth:	20"	20"
Seat Height:	17"	17"
Overall Depth:	27"/28"	27"/32"
Overall Width:	31"	60"
Overall Height:	30"	30"
Qty./Wt.:	1 ea./75 lbs.	1 ea./110 lbs.



60° OUTSIDE CURVE WITH  
TWO FABRIC OPTION

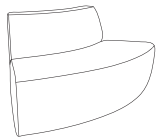
## MODEL / DESCRIPTION / LIST PRICING



### 7365 30° Outside Curve Unit

COM Yardage: Total: 4.5 Yds. / Back: 2 Yds. / Seat: 2.5 Yds.

COM	GR1	GR2	GR3	GR4	GR5	GR6	GR7	GR8	GR9	GR10	LEA
\$1309	\$1397	\$1474	\$1562	\$1639	\$1727	\$1815	\$1903	\$1991	\$2079	\$2167	\$2294



### 7367 60° Outside Curve Unit

COM Yardage: Total: 7 Yds. / Back: 3.5 Yds. / Seat: 3.5 Yds.

COM	GR1	GR2	GR3	GR4	GR5	GR6	GR7	GR8	GR9	GR10	LEA
\$2295	\$2416	\$2526	\$2647	\$2757	\$2878	\$2999	\$3120	\$3241	\$3362	\$3483	\$3609

## OPTIONS

Add upcharge to list price and code to model number

FR	CAL 133 (TB 133) Fire Retardant per yard	\$90/yd.
MB	Moisture Barrier - up to 60" width	\$125
FGD	Flat Ganging Device	\$53
2FO	Two Fabric Option	\$98
3FO	Three fabric option	\$148

TABF-( )	Fixed Tablet (specify A, B or C, left or right arm)	\$495
TABFB-( )	Fixed Tablet (blade, specify (L/R), shape A, B or C)	\$370
LAM5	Non-standard laminate (5 tablets or less)	\$250 ea. tablet
SST	Solid Surface Tablet - add to tablet option	\$125



DIMENSIONS	Single Seat Backless	Two Seat Backless	Backless Curve
Overall Depth:	27"	27"	27"/28"
Overall Width:	22"	44"	25"
Overall Height:	17"	17"	17"
Qty./Wt.:	1 ea./75 lbs.	1 ea./110 lbs.	1 ea./90 lbs.



SINGLE SEAT BACKLESS

**MODEL / DESCRIPTION / LIST PRICING**

**7350** 22" Single Seat Backless Unit

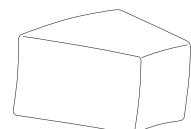
COM Yardage: Total: 2.5 Yds. / Top: 1 Yds. / Sides: 1.5 Yds.

COM	GR1	GR2	GR3	GR4	GR5	GR6	GR7	GR8	GR9	GR10	LEA
\$939	\$1016	\$1093	\$1181	\$1258	\$1346	\$1434	\$1522	\$1610	\$1698	\$1786	\$1913


**7352** 44" Two Seat Backless Unit

COM Yardage: Total: 3.5 Yds. / Top: 1.5 Yds. / Sides: 2 Yds.

COM	GR1	GR2	GR3	GR4	GR5	GR6	GR7	GR8	GR9	GR10	LEA
\$1553	\$1685	\$1817	\$1949	\$2081	\$2213	\$2345	\$2477	\$2609	\$2741	\$2873	\$3000


**7354** 30° Backless Curve

COM Yardage: Total: 2.5 Yds. / Top: 1 Yds. / Sides: 1.5 Yds.

COM	GR1	GR2	GR3	GR4	GR5	GR6	GR7	GR8	GR9	GR10	LEA
\$1098	\$1175	\$1252	\$1340	\$1417	\$1505	\$1593	\$1681	\$1769	\$1857	\$1945	\$2071

**OPTIONS**

Add upcharge to list price and code to model number

FR	CAL 133 (TB 133) Fire Retardant per yard	\$90/yd.
MB	Moisture Barrier - up to 60" width	\$125
FGD	Flat Ganging Device	\$53
2FO	Two Fabric Option	\$98
3FO	Three fabric option	\$148

TABF-( )	Fixed Tablet (specify A, B or C, left or right arm)	\$495
TABFB-( )	Fixed Tablet (blade, specify (L/R), shape A, B or C)	\$370
LAM5	Non-standard laminate (5 tablets or less)	\$250 ea. tablet
SST	Solid Surface Tablet - add to tablet option	\$125

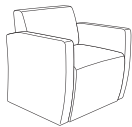


DIMENSIONS	Single Seat	Two Seat
Seat Depth:	20"	20"
Seat Width:	22"	44"
Seat Height:	17"	17"
Overall Depth:	27"	27"
Overall Width:	28"	50"
Overall Height:	30"	30"
Qty./Wt.:	1 ea./115 lbs.	1 ea./130 lbs.



TWO SEAT LOUNGE

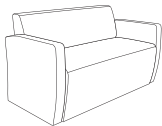
## MODEL / DESCRIPTION / LIST PRICING



### 7390 Single Seat Lounge (Features Curved Back)

COM Yardage: Total: 6.5 Yds. / Back: 2 Yds. / Seat: 1.5 Yds. / Arms 3 Yds.

COM	GR1	GR2	GR3	GR4	GR5	GR6	GR7	GR8	GR9	GR10	LEA
\$1637	\$1868	\$2066	\$2176	\$2275	\$2385	\$2473	\$2583	\$2693	\$2803	\$2935	\$3155



### 7392 Two Seat Lounge (Features Curved Back)

COM Yardage: Total: 9 Yds. / Back: 3.5 Yds. / Seat: 2.5 Yds. / Arms 3 Yds.

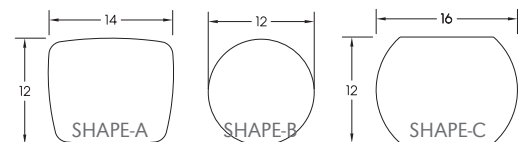
COM	GR1	GR2	GR3	GR4	GR5	GR6	GR7	GR8	GR9	GR10	LEA
\$2455	\$2763	\$2895	\$3027	\$3192	\$3324	\$3456	\$3588	\$3720	\$3852	\$3984	\$4270

## TABLET SHAPES

### Choose from 3 Tablet Shapes:

Tablets for all modular series are available in 3 shapes, choose from the three shapes shown and specify; A, B or C and left or right (outside tablet) when ordering. Example: TABF-(A) Left - this would be a fixed shape A tablet on the left side (when seated).

Optional Solid Surface available.



### Tablet orders of 5 or less:

#### 3 standard laminate colors:

Wilsonart Black 1595-60, Formica Brite White 459-58 or Nevamar Silver Alu Metalx MXT003.

#### 4 standard Corian colors:

Bone, Bronzite, Glacier White, and Silver Grey.



## OPTIONS

Add upcharge to list price and code to model number

FR	CAL 133 (TB 133) Fire Retardant per yard	\$90/yd.
MB	Moisture Barrier - up to 60" width	\$125
2FO	Two Fabric Option	\$98
3FO	Three Fabric Option	\$148
TAB-( )	Swivel Tablet (Non-Removable (specify A, B or C, left or right arm)	\$395

TABR1-( )	Removable Tablet (specify A, B or C, left or right arm)	\$470
TABR2-( )	Removable Tablet (specify A, B or C both arm openings)	\$570
SST	Solid Surface Tablet - Add To Tablet Option	\$125
SS5	Non-standard Solid Surface (5 tablets or less)	Call For Quote

DIMENSIONS	22" x 27"	30° Curve
Overall Depth:	27"	27"/28"
Overall Width:	22"	25"
Overall Height:	16"	16"
Qty./Wt.:	1 ea./75 lbs.	1 ea./90 lbs.

**Laminate Top Note:**

Table tops are 3/4" laminate with multi-ply edge



30° UPHOLSTERED TABLE

**MODEL / DESCRIPTION / LIST PRICING**

**7350-T 22" Straight**

COM Yardage: Total: 1.5 Yds.

COM	GR1	GR2	GR3	GR4	GR5	GR6	GR7	GR8	GR9	GR10	LEA
\$1368	\$1445	\$1522	\$1610	\$1687	\$1775	\$1863	\$1951	\$2039	\$2127	\$2215	\$2342


**7354-T 30° Curve**

COM Yardage: Total: 1.75 Yds.

COM	GR1	GR2	GR3	GR4	GR5	GR6	GR7	GR8	GR9	GR10	LEA
\$1598	\$1675	\$1752	\$1840	\$1917	\$2005	\$2093	\$2181	\$2269	\$2357	\$2445	\$2572

**OPTIONS**

Add upcharge to list price and code to model number

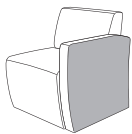
FR	CAL 133 (TB 133) Fire Retardant per yard	\$90/yd.
MB	Moisture Barrier - up to 60" width	\$125
FGD	Flat Ganging Device	\$53

2FO	Two Fabric Option	\$98
3FO	Three Fabric Option	\$148

DIMENSIONS	Left or Right Arm	Center Arm
Overall Depth:	19"	19"
Overall Width:	3"	3"
Overall Height:	25"	25"
Qty./Wt.:	1 ea./20 lbs.	1 ea./10 lbs.



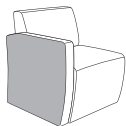
## MODEL / DESCRIPTION / LIST PRICING



### 7388L Left Outside Arm

COM Yardage: Total: 1.5 Yds.

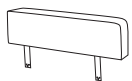
COM	GR1	GR2	GR3	GR4	GR5	GR6	GR7	GR8	GR9	GR10	LEA
\$242	\$286	\$319	\$363	\$396	\$429	\$462	\$495	\$539	\$583	\$627	\$726



### 7388R Right Outside Arm

COM Yardage: Total: 1.5 Yds.

COM	GR1	GR2	GR3	GR4	GR5	GR6	GR7	GR8	GR9	GR10	LEA
\$242	\$286	\$319	\$363	\$396	\$429	\$462	\$495	\$539	\$583	\$627	\$726



### 7388C Center Arm

COM Yardage: Total: 1 Yds.

COM	GR1	GR2	GR3	GR4	GR5	GR6	GR7	GR8	GR9	GR10	LEA
\$238	\$282	\$315	\$359	\$392	\$425	\$458	\$491	\$535	\$579	\$623	\$722

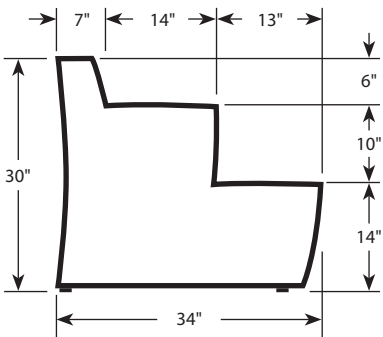
## OPTIONS

Add upcharge to list price and code to model number

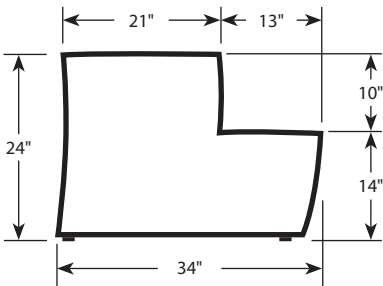
FR	CAL 133 (TB 133) Fire Retardant per yard	\$90/yd.
MB	Moisture Barrier - up to 60" width	\$125

FGD	Flat Ganging Device	\$53
2FO	Two Fabric Option	\$98

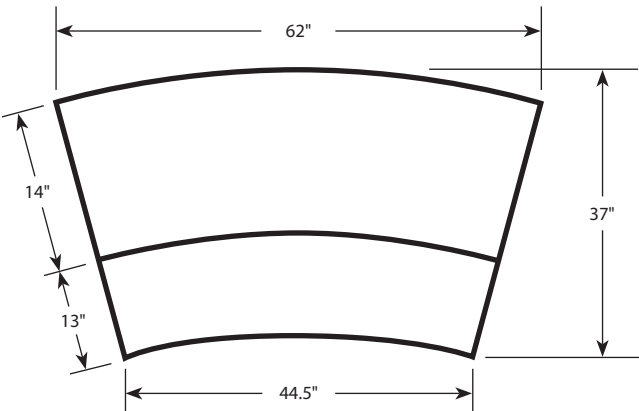
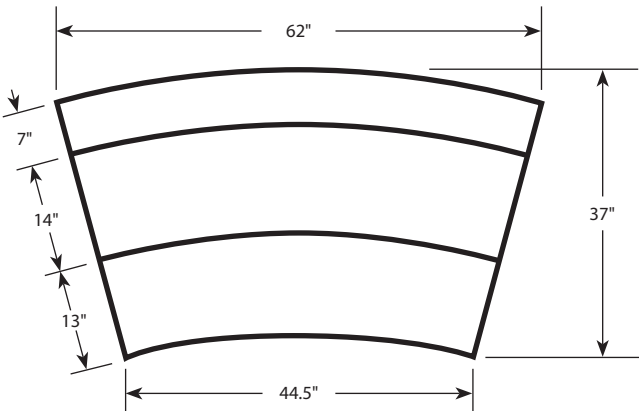
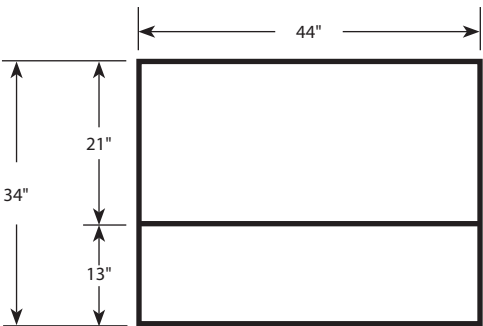
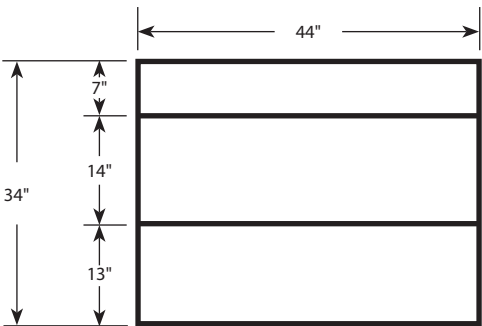
THREE-STEPS DIMENSIONS



TWO-STEPS DIMENSIONS



**Step Unit Note:**  
Step units are also available with optional  
flat back, ideal for back-to-back applications



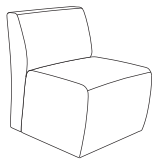
DIMENSIONS	Single Seat Modular	Single Seat Backless	18" Modular Uph. Table
Seat Depth:	17.5"	23"	-
Seat Height:	15"	15"	-
Overall Depth:	24"	24"	24"
Overall Width:	18"	18"	18"
Overall Height:	28"	15"	14"
Qty./Wt.:	1 ea./75 lbs.	1 ea./90 lbs.	1 ea./110 lbs.



SINGLE SEAT

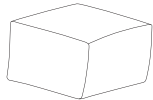
**Laminate Top Note:**

Table tops are 3/4" laminate with multi-ply edge

**MODEL / DESCRIPTION / LIST PRICING**

**7380** Single Seat Jr. Size Modular Unit

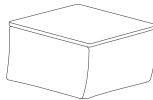
COM Yardage: Total: 6 Yds. / Back: 2 Yds. / Seat: 1.5 Yds.

COM	GR1	GR2	GR3	GR4	GR5	GR6	GR7	GR8	GR9	GR10	LEA
\$924	\$1001	\$1078	\$1166	\$1243	\$1331	\$1419	\$1507	\$1595	\$1683	\$1771	\$1898


**7381** Single Seat Jr. Size Backless Modular Unit

COM Yardage: Total: 2.5 Yds. / Top: 1 Yds. / Sides: 1.5 Yds.

COM	GR1	GR2	GR3	GR4	GR5	GR6	GR7	GR8	GR9	GR10	LEA
\$864	\$941	\$1018	\$1106	\$1183	\$1271	\$1359	\$1447	\$1535	\$1623	\$1711	\$1837


**7382-T** 18" x 24" Jr. Size Upholstered Modular Table with Laminate Top

COM Yardage: Total: 1.5 Yds.

COM	GR1	GR2	GR3	GR4	GR5	GR6	GR7	GR8	GR9	GR10	LEA
\$864	\$941	\$1018	\$1106	\$1183	\$1271	\$1359	\$1447	\$1535	\$1623	\$1711	\$1837

**OPTIONS**

Add upcharge to list price and code to model number

FR	CAL 133 (TB 133) Fire Retardant per yard	\$90/yd.
MB	Moisture Barrier - up to 60" width	\$125

FGD	Flat Ganging Device	\$53
2FO	Two Fabric Option	\$98

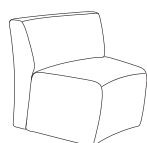
DIMENSIONS	30° Curve Modular	30° Curve Backless	30° Curve Uph. Table
Seat Depth:	17.5"	23"	-
Seat Height:	15"	15"	-
Overall Depth:	24"/25"	24"/25"	24"/25"
Overall Width:	25"	25"	25"
Overall Height:	28"	15"	14"
Qty./Wt.:	1 ea./75 lbs.	1 ea./90 lbs.	1 ea./110 lbs.



30° BACKLESS UNIT

**Laminate Top Note:**

Table tops are 3/4" laminate with multi-ply edge

**MODEL / DESCRIPTION / LIST PRICING**

**7383** 30° Curve Jr. Size Modular Unit

COM Yardage: Total: 3.5 Yds. / Back: 2 Yds. / Seat: 1.5 Yds.

COM	GR1	GR2	GR3	GR4	GR5	GR6	GR7	GR8	GR9	GR10	LEA
\$1294	\$1371	\$1448	\$1536	\$1613	\$1701	\$1789	\$1877	\$1965	\$2053	\$2141	\$2267


**7384** 30° Curve Jr. Size Backless Modular Unit

COM Yardage: Total: 2.5 Yds. / Top: 1 Yds. / Sides: 1.5 Yds.

COM	GR1	GR2	GR3	GR4	GR5	GR6	GR7	GR8	GR9	GR10	LEA
\$1209	\$1286	\$1363	\$1451	\$1528	\$1616	\$1704	\$1792	\$1880	\$1968	\$2056	\$2182


**7385-T** 30° Curve Jr. Size Upholstered Modular Table with Laminate Top

COM Yardage: Total: 1.5 Yds.

COM	GR1	GR2	GR3	GR4	GR5	GR6	GR7	GR8	GR9	GR10	LEA
\$1370	\$1447	\$1524	\$1612	\$1689	\$1777	\$1865	\$1953	\$2041	\$2129	\$2217	\$2343

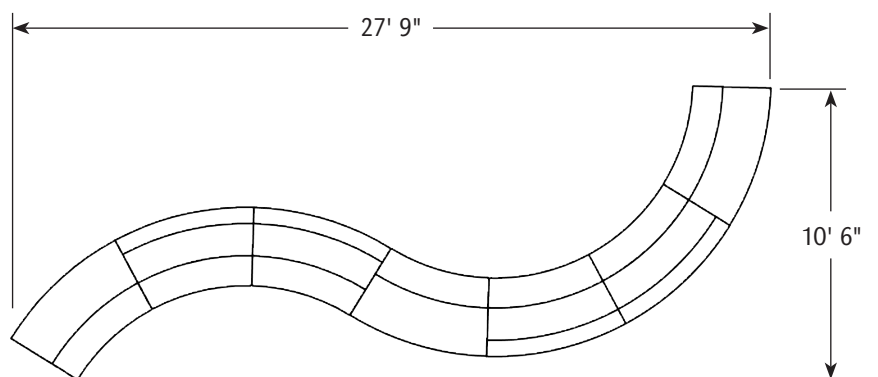
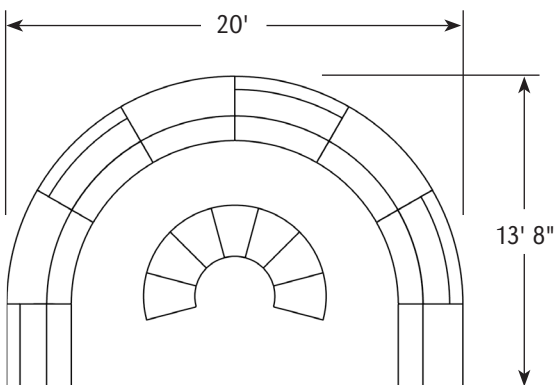
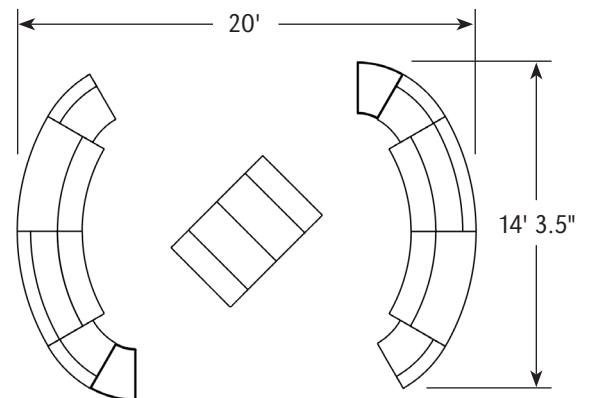
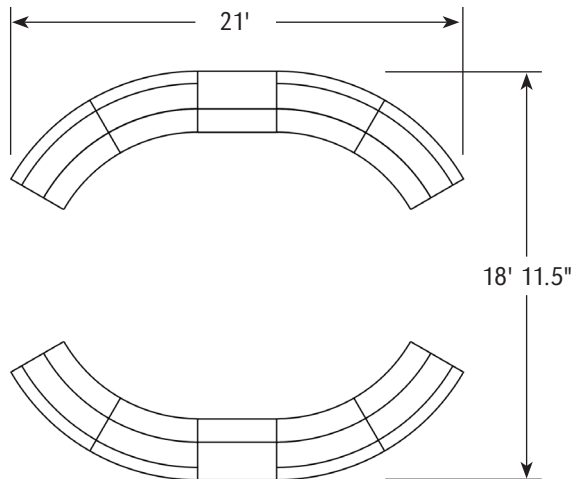
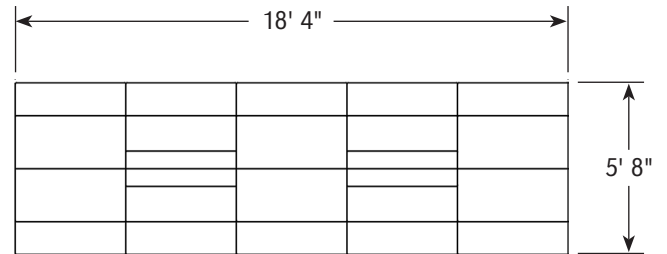
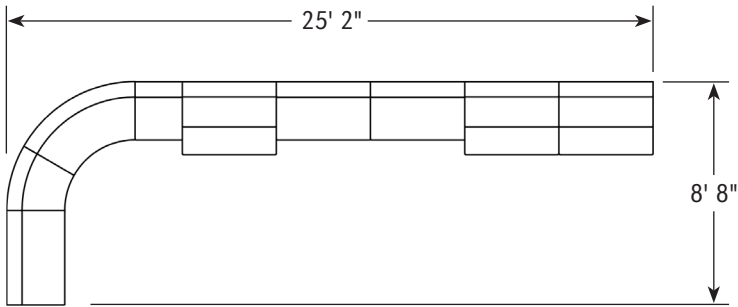
**OPTIONS**

Add upcharge to list price and code to model number

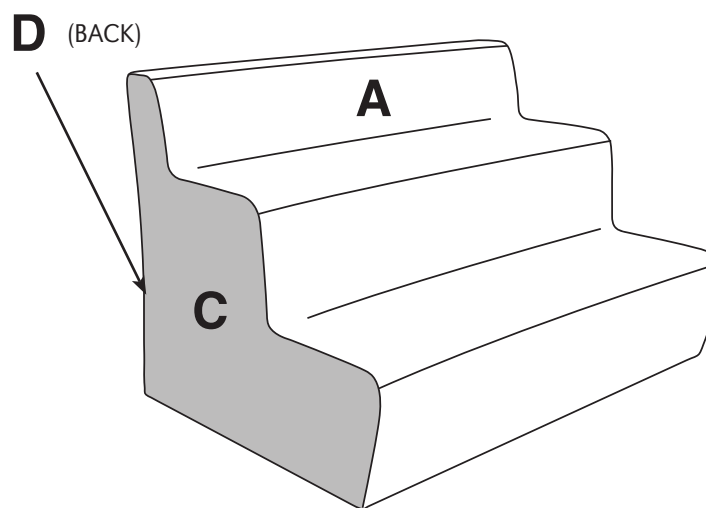
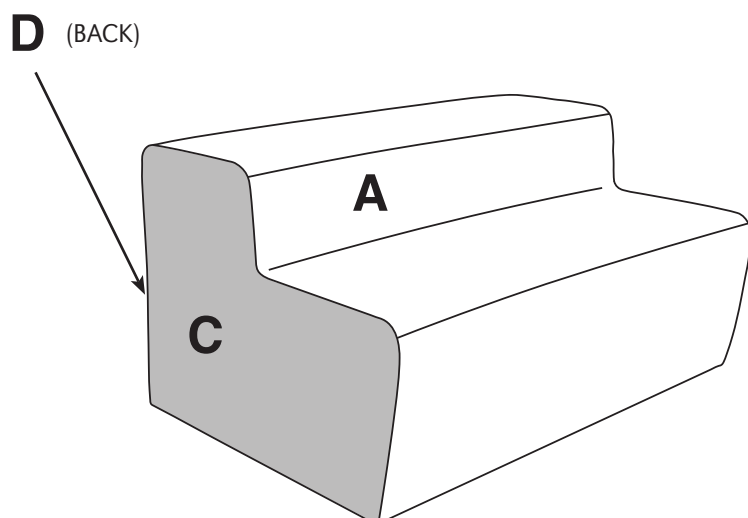
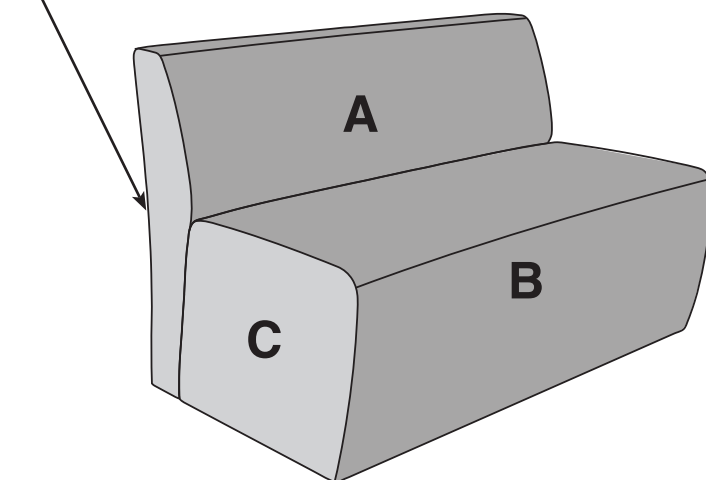
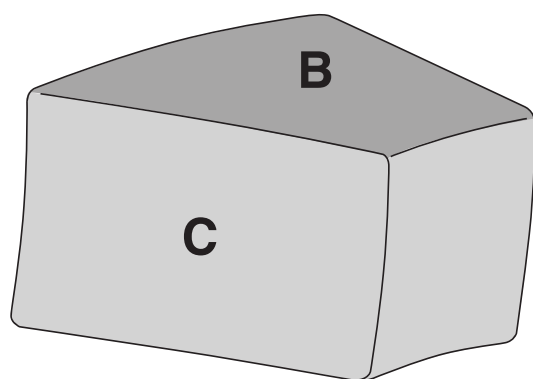
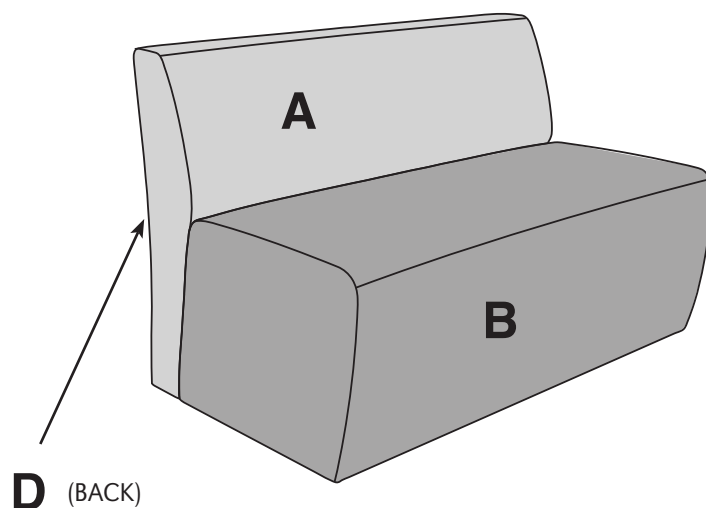
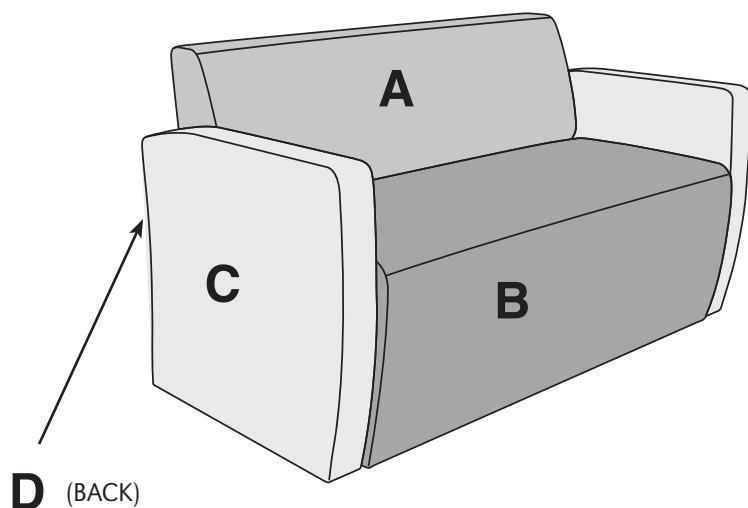
FR	CAL 133 (TB 133) Fire Retardant per yard	\$90/yd.
MB	Moisture Barrier - up to 60" width	\$125

FGD	Flat Ganging Device	\$53
2FO	Two Fabric Option	\$98

# SAMPLE CONFIGURATIONS



# FABRIC PLACEMENT





### BRIO MULTIPURPOSE CHAIR

The Brio multipurpose chairs are light weight for easy mobility to transform the room quickly • Seat and backs are available in either polypropylene, mesh or upholstered.



BRIO MESH BACK



BRIO FLIP WITH METAL ARMS



BRIO POLY BACK WITH  
UPHOLSTERED SEAT

### ORDERING INFORMATION

#### To Order Please Specify:

- |                 |                                    |
|-----------------|------------------------------------|
| 1) Series Name  | 5) Polypropylene Back & Seat Color |
| 2) Model Number | 6) Mesh Back Color                 |
| 3) Quantity     | 7) Fabric Grade and Number         |
| 4) Frame Color  | 8) Optional items                  |

### BRIO GENERAL SPECIFICATIONS

#### Seat

- The Brio seat is made of polypropylene and is also available fully upholstered. Underseat comes with a plastic cover which protects stacking chairs from marks and scratches.
- Back available in polypropylene, mesh or upholstered insert

#### Frame

- 1" diameter steel tubing.
- All frames are sand blasted then powder coated for maximum paint adhesion.

#### Glides

- Self leveling steel glides on 4-leg chair.

#### Stacking

- Stack 4 high on the floor up to 6 high on a dolly.

### COLORS / FINISHES

#### Frame Finish Colors:

Standard powder coat colors.

#### Poly Back:

- Black
- White
- Charcoal
- Taupe

#### Mesh Back:

- Black
- White

### OPTIONS

- CODE: FR - CAL 133 (TB 133) Fire Retardant.
- CODE: MB - Moisture Barrier.
- CODE: PC - Polished Chrome (not available on flip)
- CODE: CAS2 - 2" Black Casters
- CODE: AC - Polypropylene Arms, pair.
- CODE: AGF - Ganging Device, fold away type.



UPHOLSTERED  
SEAT



UPHOLSTERED  
BACK INSERT



FOLDAWAY  
GANGING



POLYPROPYLENE  
ARMS



CASTERS



METAL ARMS

Note: Taupe poly back only available on flip models

DIMENSIONS	Stacking Chair	Stacking Arm Chair
Inside Width:	17"	17"
Seat Depth:	17"	17"
Seat Height:	18.5"	18.5"
Arm Height:	-	27.5"
Overall Depth:	22"	22"
Overall Width:	21.5"	25"
Overall Height:	33"	33"
Qty./Wt. per carton:	3 ea./45 lbs.	3 ea./48 lbs.



BRIO POLY BACK WITH  
OPTIONAL CASTERS

## MODEL / DESCRIPTION / LIST PRICING



### 5018 Stacking Chair - Polypropylene Seat and Back

Chair  
\$253



### 5019 Stacking Chair - Polypropylene Seat and Back w/ Poly Arms

Chair  
\$303



### 5020 Stacking Chair with Upholstered Seat - Polypropylene Back

COM Yardage: 0.75 Yard.

COM	GR1	GR2	GR3	GR4	GR5	GR6	GR7	GR8	GR9	GR10	LEA
\$330	\$353	\$367	\$383	\$397	\$414	\$430	\$448	\$465	\$484	\$503	\$595



### 5020-U Stacking Chair with Upholstered Seat and Back

COM Yardage: 0.75 Yard.

COM	GR1	GR2	GR3	GR4	GR5	GR6	GR7	GR8	GR9	GR10	LEA
\$409	\$438	\$455	\$473	\$492	\$512	\$532	\$553	\$575	\$598	\$623	\$736



### 5021 Stacking Chair - Upholstered Seat w/ Poly Back and Arms

COM Yardage: 0.75 Yard.

COM	GR1	GR2	GR3	GR4	GR5	GR6	GR7	GR8	GR9	GR10	LEA
\$380	\$407	\$422	\$440	\$458	\$475	\$495	\$515	\$535	\$557	\$579	\$684



### 5021-U Stacking Chair - Upholstered Seat and Back w/ Poly Arms

COM Yardage: 0.75 Yard.

COM	GR1	GR2	GR3	GR4	GR5	GR6	GR7	GR8	GR9	GR10	LEA
\$459	\$491	\$510	\$530	\$552	\$574	\$597	\$620	\$646	\$671	\$699	\$825

## OPTIONS

Add upcharge to list price and code to model number

FR	CAL 133 (TB 133) Fire Retardant - Per Yard	\$90/yd.
MB	Moisture Barrier - Per Seat	\$68
CAS2	2" Black Casters	\$22 each

PC	Polished Chrome Finish	\$38
AGF	Ganging Device - Fold away type	\$28
#196	Stacking Chair Dolly	\$483

DIMENSIONS	Stacking Chair	Stacking Arm Chair
Inside Width:	17"	17"
Seat Depth	17"	17"
Seat Height:	18.5"	18.5"
Arm Height:	-	27.5"
Overall Depth:	22"	22"
Overall Width:	21.5"	25"
Overall Height:	33"	33"
Qty./Wt. per carton:	3 ea./45 lbs.	3 ea./48 lbs.

**Colors:**

- Black
- White



BRIO MESH BACK  
WITH POLY ARMS

### MODEL / DESCRIPTION / LIST PRICING



#### 5027 Stacking Chair - Polypropylene Seat and Mesh Back

Chair  
\$344



#### 5028 Stacking Chair - Polypropylene Seat and Mesh Back w/ Poly Arms

Chair  
\$394



#### 5029 Stacking Chair with Upholstered Seat and Mesh Back

COM Yardage: 0.75 Yard.

COM	GR1	GR2	GR3	GR4	GR5	GR6	GR7	GR8	GR9	GR10	LEA
\$472	\$506	\$526	\$547	\$569	\$592	\$615	\$639	\$666	\$692	\$719	\$850



#### 5031 Stacking Chair - Upholstered Seat and Mesh Back w/ Poly Arms

COM Yardage: 0.75 Yard.

COM	GR1	GR2	GR3	GR4	GR5	GR6	GR7	GR8	GR9	GR10	LEA
\$523	\$559	\$581	\$604	\$628	\$653	\$680	\$707	\$735	\$765	\$795	\$939

### OPTIONS

Add upcharge to list price and code to model number

FR	CAL 133 (TB 133) Fire Retardant - Per Yard	\$90/yd.
MB	Moisture Barrier - Per Seat	\$68
CAS2	2" Black Casters	\$22 each

PC	Polished Chrome Finish	\$38
AGF	Ganging Device - Fold away type	\$28
#196	Stacking Chair Dolly	\$483

## BRIO CHAIR FLIP SEAT PLASTIC BACK

DIMENSIONS	Nesting Chair	Nesting Chair / Poly Arms	Nesting Chair / Metal Arms
Inside Width:	18"	18"	18"
Seat Depth:	17.5"	17.5"	17.5"
Seat Height:	18.5"	18.5"	18.5"
Arm Height:	–	27.5"	26"
Overall Depth:	23"	23"	23"
Overall Width:	25"	25"	25"
Overall Height:	32"	32"	32"
Qty./Wt. per carton:	3 ea./45 lbs.	3 ea./48 lbs.	3 ea./48 lbs.

### Colors:

- Black
- White
- Gray
- Charcoal
- Taupe



BRIO FLIP WITH POLY BACK AND ARMS

**NO POLISHED CHROME FRAME**

## MODEL / DESCRIPTION / LIST PRICING



### 5033 Flip Upholstered Seat / Polypropylene Back w/ Casters

COM Yardage: 0.75 Yard.

COM	GR1	GR2	GR3	GR4	GR5	GR6	GR7	GR8	GR9	GR10	LEA
\$460	\$492	\$512	\$532	\$553	\$575	\$598	\$623	\$647	\$673	\$700	\$827



### 5033P Flip Upholstered Seat / Polypropylene Back / Poly Arms w/ Casters

COM Yardage: 0.75 Yard.

COM	GR1	GR2	GR3	GR4	GR5	GR6	GR7	GR8	GR9	GR10	LEA
\$515	\$551	\$573	\$596	\$620	\$645	\$671	\$697	\$725	\$755	\$784	\$927



### 5033M Flip Upholstered Seat / Polypropylene Back / Metal Arms w/ Casters

COM Yardage: 0.75 Yard.

COM	GR1	GR2	GR3	GR4	GR5	GR6	GR7	GR8	GR9	GR10	LEA
\$645	\$690	\$717	\$746	\$776	\$806	\$839	\$872	\$908	\$944	\$981	\$1161

## OPTIONS

Add upcharge to list price and code to model number

FR	CAL 133 (TB 133) Fire Retardant - Per Yard	\$90/yd.
MB	Moisture Barrier - Per Seat	\$68

AGF	Ganging Device - Fold away type	\$28
-----	---------------------------------	------

DIMENSIONS	Nesting Chair	Nesting Chair / Poly Arms	Nesting Chair / Metal Arms
Inside Width:	18"	18"	18"
Seat Depth	17.5"	17.5"	17.5"
Seat Height:	18.5"	18.5"	18.5"
Arm Height:	-	27.5"	26"
Overall Depth:	23"	23"	23"
Overall Width:	25"	25"	25"
Overall Height:	32"	32"	32"
Qty./Wt. per carton:	3 ea./45 lbs.	3 ea./48 lbs.	3 ea./48 lbs.

**NO POLISHED CHROME FRAME**



BRIO FLIP WITH METAL ARMS AND POLY BACK  
WITH UPHOLSTERED BACK INSERT

### MODEL / DESCRIPTION / LIST PRICING



**5042** Flip Upholstered Seat / Upholstered Back Insert w/ Casters COM Yardage: 0.75 Yard.

COM	GR1	GR2	GR3	GR4	GR5	GR6	GR7	GR8	GR9	GR10	LEA
\$547	\$584	\$608	\$633	\$658	\$684	\$712	\$739	\$769	\$800	\$832	\$983



**5042P** Flip Upholstered Seat / Upholstered Back Insert / Poly Arms w/ Casters COM Yardage: 0.75 Yard.

COM	GR1	GR2	GR3	GR4	GR5	GR6	GR7	GR8	GR9	GR10	LEA
\$602	\$644	\$670	\$696	\$724	\$754	\$783	\$815	\$847	\$881	\$916	\$1084



**5042M** Flip Upholstered Seat / Upholstered Back Insert / Metal Arms w/ Casters COM Yardage: 0.75 Yard.

COM	GR1	GR2	GR3	GR4	GR5	GR6	GR7	GR8	GR9	GR10	LEA
\$732	\$782	\$814	\$846	\$880	\$915	\$952	\$990	\$1030	\$1070	\$1113	\$1316

### OPTIONS

Add upcharge to list price and code to model number

FR	CAL 133 (TB 133) Fire Retardant - Per Yard	\$90/yd.
MB	Moisture Barrier - Per Seat	\$68

AGF	Ganging Device - Fold away type	\$28
-----	---------------------------------	------

## BRIO CHAIR FLIP SEAT MESH BACK

DIMENSIONS	Nesting Chair	Nesting Chair / Poly Arms	Nesting Chair / Metal Arms
Inside Width:	18"	18"	18"
Seat Depth	17.5"	17.5"	17.5"
Seat Height:	18.5"	18.5"	18.5"
Arm Height:	-	27.5"	26"
Overall Depth:	23"	23"	23"
Overall Width:	25"	25"	25"
Overall Height:	32"	32"	32"
Qty./Wt. per carton:	3 ea./45 lbs.	3 ea./48 lbs.	3 ea./48 lbs.

- Colors:**
- Black
  - White



BRIO MESH BACK FLIP WITH METAL ARMS

**NO POLISHED CHROME FRAME**

### MODEL / DESCRIPTION / LIST PRICING



#### 5043 Flip Upholstered Seat Insert / Mesh Back w/ Casters

COM Yardage: 0.75 Yard.

COM	GR1	GR2	GR3	GR4	GR5	GR6	GR7	GR8	GR9	GR10	LEA
\$569	\$608	\$633	\$658	\$684	\$712	\$740	\$769	\$800	\$832	\$866	\$1023



#### 5043P Flip Upholstered Seat Insert/ Mesh Back / Poly Arms w/ Casters

COM Yardage: 0.75 Yard.

COM	GR1	GR2	GR3	GR4	GR5	GR6	GR7	GR8	GR9	GR10	LEA
\$697	\$747	\$777	\$807	\$839	\$873	\$909	\$945	\$982	\$1022	\$1063	\$1256



#### 5043M Flip Upholstered Seat Insert / Mesh Back / Metal Arms w/ Casters

COM Yardage: 0.75 Yard.

COM	GR1	GR2	GR3	GR4	GR5	GR6	GR7	GR8	GR9	GR10	LEA
\$754	\$806	\$838	\$871	\$906	\$943	\$980	\$1020	\$1060	\$1103	\$1147	\$1355

### OPTIONS

Add upcharge to list price and code to model number

FR	CAL 133 (TB 133) Fire Retardant - Per Yard	\$90/yd.
MB	Moisture Barrier - Per Seat	\$68

AGF	Ganging Device - Fold away type	\$28
-----	---------------------------------	------



## BRUNO TABLE OF CONTENTS

Bruno Specifications . . . . .	2
Bruno Options . . . . .	3
Bruno Poly Shell Details . . . . .	4
Bruno Poly Back Pricing . . . . .	5-6
Bruno Upholstered Back and Seat Pricing . . . . .	7-8
Bruno Wood Back and Upholstered Seat Pricing . . . . .	9-10

**BRUNO**

Bruno chairs and stools are comfortable, versatile and stackable. Bruno comes standard with polypropylene back and seat in five stylish colors and a polished chrome frame. Bruno also offers upholstered seats and backs and wood back, with or without poly arms.

**ORDERING INFORMATION**

**To Order Please Specify:**

- |  |                            |
|--|----------------------------|
| 1) Series Name   | 6) Fabric Grade and Number |
| 2) Model Number  | 7) Wood Stain Color        |
| 3) Quantity  | 8) Optional Items          |
| 4) Frame Finish  |                            |
| 5) Poly Color (Back, Seat, Arms, Frame Caps and Underseat) |                            |

**BRUNO GENERAL SPECIFICATIONS**

**4-Leg Frame**

- Frame is fully welded. 0.875" dia. 14-gauge steel tubing **finished in polished chrome** with adjustable steel glides installed.

**Poly Shell**

- Bruno poly shell features a horizontal striping texture on both the seat and back.
- The underseat plastic shell is color-matched to the seat, back, and arms or frame end caps.
- Mid-width and Bariatric sizes **will not** have a plastic underseat.

**Poly Arms**

- Bruno offers stylish and durable color-matched poly arms with optional wood arm caps available.

**Upholstery**

- Upholstered seats and backs are fully upholstered over a contoured multi-ply wood shell.
- Chair can be upholstered with fabric, crypton, vinyl, leather or approved COM.

**Wood Back**

- Wood backrest is available for all chair widths in all of our standard transparent wood stain colors.

**Stacking**

- All Bruno chairs will stack including stools without arms:\*
- 4-Leg: all seats **ON FLOOR: 4 high**
- Arm Chair: all seats **ON FLOOR: 4 high**
- Barstool: all seats **ON FLOOR: 3 high**

**\*Stacking quantities listed are estimates at this time.**

**POLY SHELL COLORS**

Black

Charcoal

Light Gray

White

Navy Blue





## OPTIONS

- CODE: FR - CAL 133 (TB 133) Fire Retardant.
- CODE: MB - Moisture Barrier (standard width)
- CODE: MB2 - Moisture Barrier (Mid-width or Bariatric)
- CODE: BSF - Powder Coat Color Frame Finish (No Charge)
- CODE: WAC - Wood Arm Caps
- CODE: 2FO/C - Two Fabrics (Seat and Back)
- CODE: WS - Wall Saver Frame
- CODE: CH - Counter Height Stool
- CODE: SH - Specialty or Custom Height
- CODE: BHG - Handgrip Cutout (Wood Back)
- CODE: BPH - Perforated Holes Cutout (Wood Back)
- CODE: ENG - Laser Engraving Design (Wood Back)



ARM CHAIR WITH TWO FABRICS,  
WOOD ARM CAPS AND BLACK  
POWDER COAT FRAME FINISH



WALL SAVER FRAME



WOOD ARM CAP DETAIL

## WOOD BACK OPTIONS



HAND GRIP CUTOUT



PERFORATED HOLES CUTOUT



LASER ENGRAVING



POLY BACK REAR VIEW DETAIL

**POLY BACK**  
CHOICE OF 5 COLORS

**POLY SEAT**  
CHOICE OF 5 COLORS

**POLY UNDERSEAT**  
CHOICE OF 5 COLORS

**POLY FRAME  
END CAPS**  
CHOICE OF 5 COLORS



BACK LEG FRAME END CAP DETAIL



FRONT LEG FRAME END CAP DETAIL



POLY BACK TEXTURE DETAIL



POLY SEAT TEXTURE DETAIL



POLY UNDERSEAT SHELL DETAIL

**Note: When stacking Mid Width or Bariatric chairs, they do not have a poly underseat, which may lead to indentations of the fabric.**

NOTE: ON MODELS WITH UPHOLSTERED SEAT AND WOOD OR UPHOLSTERED BACK,  
BLACK UNDERSEAT AND FRAME END CAPS WILL COME STANDARD UNLESS ANOTHER COLOR IS SPECIFIED.

DIMENSIONS	4-Leg Chair	Bar Stool
Seat Width:	17"	17"
Seat Height:	18"	29.5"
Seat Depth:	18"	18"
Overall Depth:	21"	21"
Overall Width:	19.5"	21"
Overall Height:	32.5"	44"
Qty./Wt. per carton:	2 ea./56 lbs.	2 ea./68 lbs.



4-LEG CHAIR



BAR STOOL

### MODEL / DESCRIPTION / LIST PRICING



#### 7440 4-Leg - Poly Back and Seat

Chair  
\$284



#### 7442 4-Leg - Poly Back and Upholstered Seat

COM Yardage: 0.75 Yards

COM	GR1	GR2	GR3	GR4	GR5	GR6	GR7	GR8	GR9	GR10	LEA
\$387	\$415	\$431	\$448	\$466	\$485	\$504	\$525	\$546	\$567	\$590	\$697



#### 7450 4-Leg Barstool - Poly Back and Seat

Stool  
\$449



#### 7452 4-Leg Barstool - Poly Back and Upholstered Seat

COM Yardage: 0.75 Yards

COM	GR1	GR2	GR3	GR4	GR5	GR6	GR7	GR8	GR9	GR10	LEA
\$552	\$591	\$615	\$639	\$664	\$691	\$719	\$748	\$778	\$809	\$842	\$994

### OPTIONS

Add upcharge to list price and code to model number

FR	CAL 133 (TB 133) Fire Retardant per yard	\$90/yd.
MB	Moisture Barrier (Standard Width) - Per Seat	\$68
MB2	Moisture Barrier (Mid-width/Bariatric) - Per Seat	\$89
BSF	Powder Coat Color Finish	No Charge

WS	Wall Saver Frame	\$38
CH	Counter Height Stool	\$28
SH	Specialty Height Chair or Stool	\$28

DIMENSIONS	Arm Chair	Bar Stool / Arms
Inside Width:	17"	17"
Seat Height:	18"	29.5"
Seat Depth:	18"	18"
Arm Height:	26"	37.5"
Overall Depth:	21"	21"
Overall Width:	23"	23"
Overall Height:	32.5"	44"
Qty./Wt. per carton:	2 ea./56 lbs.	2 ea./68 lbs.



ARM CHAIR



BAR STOOL

### MODEL / DESCRIPTION / LIST PRICING



#### 7444 Arm Chair - Poly Back and Seat

Chair  
\$328



#### 7446 Arm Chair - Poly Back and Upholstered Seat

COM Yardage: 0.75 Yards

COM	GR1	GR2	GR3	GR4	GR5	GR6	GR7	GR8	GR9	GR10	LEA
\$431	\$461	\$480	\$499	\$519	\$540	\$561	\$584	\$607	\$631	\$657	\$777



#### 7454 Barstool with Arms - Poly Back and Seat

Stool  
\$493



#### 7456 Barstool with Arms - Poly Back and Upholstered Seat

COM Yardage: 0.75 Yards

COM	GR1	GR2	GR3	GR4	GR5	GR6	GR7	GR8	GR9	GR10	LEA
\$596	\$638	\$663	\$690	\$717	\$746	\$777	\$807	\$839	\$873	\$908	\$1074

### OPTIONS

Add upcharge to list price and code to model number

FR	CAL 133 (TB 133) Fire Retardant per yard	\$90/yd.
MB	Moisture Barrier (Standard Width) - Per Seat	\$68
MB2	Moisture Barrier (Mid-width/Bariatric) - Per Seat	\$89
BSF	Powder Coat Color Finish	No Charge

WS	Wall Saver Frame	\$38
CH	Counter Height Stool	\$28
SH	Specialty Height Chair or Stool	\$28
WAC	Wood Arm Caps	\$176/pair

DIMENSIONS	4-Leg Chair	Mid-width	Bar Stool
Seat Width:	17"	20"	17"
Seat Height:	18"	18"	29.5"
Seat Depth:	18"	18"	18"
Overall Depth:	21"	21"	21"
Overall Width:	19.5"	21"	21"
Overall Height:	32.5"	32.5"	44"
Qty./Wt. per carton:	2 ea./56 lbs.	2 ea./58 lbs.	2 ea./68 lbs.



4 LEG CHAIR

---

**MODEL / DESCRIPTION / LIST PRICING**


---


**7460** 4-Leg - Upholstered Back and Seat

COM Yardage Total: 1.0 Yds / Back: 0.75 Yds / Seat: 0.75 Yds

COM	GR1	GR2	GR3	GR4	GR5	GR6	GR7	GR8	GR9	GR10	LEA
\$433	\$464	\$482	\$502	\$521	\$542	\$564	\$586	\$611	\$635	\$660	\$780


**7460MID** 4-Leg Mid Width - Upholstered Back and Seat

COM Yardage Total: 1.0 Yds / Back: 0.75 Yds / Seat: 0.75 Yds

COM	GR1	GR2	GR3	GR4	GR5	GR6	GR7	GR8	GR9	GR10	LEA
\$538	\$575	\$598	\$623	\$648	\$673	\$701	\$728	\$758	\$788	\$820	\$968


**7466** 4-Leg Barstool - Upholstered Back and Seat

COM Yardage Total: 1.0 Yds / Back: 0.75 Yds / Seat: 0.75 Yds

COM	GR1	GR2	GR3	GR4	GR5	GR6	GR7	GR8	GR9	GR10	LEA
\$609	\$652	\$678	\$705	\$734	\$762	\$793	\$825	\$858	\$892	\$928	\$1097

**Note: Please specify frame end caps and underseat plastic colors (Mid Width will not have an underseat).**

---

**OPTIONS**


---

Add upcharge to list price and code to model number

FR	CAL 133 (TB 133) Fire Retardant per yard	\$90/yd.
MB	Moisture Barrier (Standard Width) - Per Seat	\$68
MB2	Moisture Barrier (Mid-width/Bariatric) - Per Seat	\$89
BSF	Powder Coat Color Finish	No Charge

WS	Wall Saver Frame	\$38
CH	Counter Height Stool	\$28
SH	Specialty Height Chair or Stool	\$28
2FO/C	Two Fabrics (Seat and Back)	\$49

DIMENSIONS	Arm Chair	Mid-width	Bariatric	Bar Stool / Arms
Inside Width:	17"	20"	24"	17"
Seat Height:	18"	18"	18"	29.5"
Seat Depth:	18"	18"	18"	18"
Arm Height:	26"	26"	26"	37.5"
Overall Depth:	21"	21"	21"	21"
Overall Width:	23"	25.5"	29.5"	23"
Overall Height:	32.5"	32.5"	32.5"	44"
Qty./Wt. per carton:	2 ea./56 lbs.	2 ea./58 lbs.	2 ea./62 lbs.	2 ea./68 lbs.



ARM CHAIR

### MODEL / DESCRIPTION / LIST PRICING



#### 7462 Arm Chair - Upholstered Back and Seat

COM Yardage Total: 1.0 Yds / Back: 0.75 Yds / Seat: 0.75 Yds

COM	GR1	GR2	GR3	GR4	GR5	GR6	GR7	GR8	GR9	GR10	LEA
\$477	\$510	\$531	\$552	\$574	\$597	\$622	\$647	\$672	\$700	\$727	\$859



#### 7462MID Mid Width Arm Chair - Upholstered Back and Seat

COM Yardage Total: 1.0 Yds / Back: 0.75 Yds / Seat: 0.75 Yds

COM	GR1	GR2	GR3	GR4	GR5	GR6	GR7	GR8	GR9	GR10	LEA
\$582	\$623	\$648	\$673	\$701	\$728	\$758	\$788	\$820	\$853	\$887	\$1047



#### 7464 Bariatric Arm Chair - Upholstered Back and Seat

COM Yardage Total: 1.5 Yds / Back: 0.75 Yds / Seat: 0.75 Yds

COM	GR1	GR2	GR3	GR4	GR5	GR6	GR7	GR8	GR9	GR10	LEA
\$869	\$930	\$967	\$1005	\$1046	\$1088	\$1131	\$1177	\$1223	\$1273	\$1323	\$1564



#### 7468 Barstool with Arms - Upholstered Back and Seat

COM Yardage Total: 1.0 Yds / Back: 0.75 Yds / Seat: 0.75 Yds

COM	GR1	GR2	GR3	GR4	GR5	GR6	GR7	GR8	GR9	GR10	LEA
\$675	\$723	\$751	\$782	\$813	\$846	\$879	\$914	\$952	\$989	\$1029	\$1216

**Note: Please specify arm and underseat plastic colors (Mid Width and Bariatric will not have an underseat).**

### OPTIONS

Add upcharge to list price and code to model number

FR	CAL 133 (TB 133) Fire Retardant per yard	\$90/yd.
MB	Moisture Barrier (Standard Width) - Per Seat	\$68
MB2	Moisture Barrier (Mid-width/Bariatric) - Per Seat	\$89
BSF	Powder Coat Color Finish	No Charge
WS	Wall Saver Frame	\$38

CH	Counter Height Stool	\$28
SH	Specialty Height Chair or Stool	\$28
WAC	Wood Arm Caps	\$176/pair
2FO/C	Two Fabrics (Seat and Back)	\$49

DIMENSIONS	4-Leg Chair	Mid-width	Bar Stool
Seat Width:	17"	20"	17"
Seat Height:	18"	18"	29.5"
Seat Depth:	18"	18"	18"
Overall Depth:	21"	21"	21"
Overall Width:	19.5"	21"	21"
Overall Height:	32.5"	32.5"	44"
Qty./Wt. per carton:	2 ea./56 lbs.	2 ea./58 lbs.	2 ea./68 lbs.



4 LEG CHAIR

### MODEL / DESCRIPTION / LIST PRICING



#### 7470 4-Legs - Wood Back / Upholstered Seat

COM Yardage: 0.75 Yards

COM	GR1	GR2	GR3	GR4	GR5	GR6	GR7	GR8	GR9	GR10	LEA
\$483	\$517	\$538	\$559	\$581	\$605	\$628	\$653	\$680	\$707	\$736	\$869



#### 7470MID 4-Leg Mid Width - Wood Back / Upholstered Seat

COM Yardage: 0.75 Yards

COM	GR1	GR2	GR3	GR4	GR5	GR6	GR7	GR8	GR9	GR10	LEA
\$637	\$682	\$708	\$737	\$767	\$798	\$829	\$862	\$897	\$933	\$970	\$1146



#### 7476 4-Leg Barstool - Wood Back / Upholstered Seat

COM Yardage: 0.75 Yards

COM	GR1	GR2	GR3	GR4	GR5	GR6	GR7	GR8	GR9	GR10	LEA
\$708	\$758	\$789	\$820	\$853	\$887	\$922	\$959	\$998	\$1037	\$1079	\$1275

**Note: Please specify end caps and underseat plastic colors (Mid Width will not have an underseat).**

### OPTIONS

Add upcharge to list price and code to model number

FR	CAL 133 (TB 133) Fire Retardant per yard	\$90/yd.
MB	Moisture Barrier (Standard Width) - Per Seat	\$68
MB2	Moisture Barrier (Mid-width/Bariatric) - Per Seat	\$89
BSF	Powder Coat Color Finish	No Charge
WS	Wall Saver Frame	\$38
CH	Counter Height Stool	\$28

SH	Specialty Height Chair or Stool	\$28
BHG	Bruno Hand Grip Cutout Design	\$48
BPH	Bruno Perforated Hole Cutout Design	\$58
ENG	Laser Engraving Back Design*	\$85

\*One time setup fee of \$245. Minimum 12 chairs (of same design and series)

DIMENSIONS	Arm Chair	Mid-width	Bariatric	Bar Stool / Arms
Inside Width:	17"	20"	24"	17"
Seat Height:	18"	18"	18"	29.5"
Seat Depth:	18"	18"	18"	18"
Arm Height:	26"	26"	26"	37.5"
Overall Depth:	21"	21"	21"	21"
Overall Width:	23"	25.5"	29.5"	23"
Overall Height:	32.5"	32.5"	32.5"	44"
Qty./Wt. per carton:	2 ea./56 lbs.	2 ea./58 lbs.	2 ea./62 lbs.	2 ea./68 lbs.



ARM CHAIR

### MODEL / DESCRIPTION / LIST PRICING



**7472** Arm Chair - Wood Back / Upholstered Seat COM Yardage: 0.75 Yards

COM	GR1	GR2	GR3	GR4	GR5	GR6	GR7	GR8	GR9	GR10	LEA
\$527	\$564	\$586	\$609	\$635	\$660	\$686	\$714	\$741	\$771	\$802	\$948



**7472MID** Mid Width Arm Chair - Wood Back / Upholstered Seat COM Yardage: 0.75 Yards

COM	GR1	GR2	GR3	GR4	GR5	GR6	GR7	GR8	GR9	GR10	LEA
\$681	\$728	\$758	\$788	\$820	\$853	\$887	\$922	\$959	\$997	\$1037	\$1225



**7474** Bariatric Arm Chair - Wood Back / Upholstered Seat COM Yardage: 0.75 Yards

COM	GR1	GR2	GR3	GR4	GR5	GR6	GR7	GR8	GR9	GR10	LEA
\$946	\$1012	\$1053	\$1095	\$1139	\$1185	\$1232	\$1280	\$1332	\$1385	\$1441	\$1703



**7478** Barstool with Arms - Wood Back / Upholstered Seat COM Yardage: 0.75 Yards

COM	GR1	GR2	GR3	GR4	GR5	GR6	GR7	GR8	GR9	GR10	LEA
\$774	\$828	\$861	\$897	\$932	\$969	\$1008	\$1048	\$1090	\$1134	\$1179	\$1394

**Note: Please specify arms and underseat plastic colors (Mid Width and Bariatric will not have an underseat).**

### OPTIONS

Add upcharge to list price and code to model number

FR	CAL 133 (TB 133) Fire Retardant per yard	\$90/yd.
MB	Moisture Barrier (Standard Width) - Per Seat	\$68
MB2	Moisture Barrier (Mid-width/Bariatric) - Per Seat	\$89
BSF	Powder Coat Color Finish	No Charge
WS	Wall Saver Frame	\$38
CH	Counter Height Stool	\$28

SH	Specialty Height Chair or Stool	\$28
WAC	Wood Arm Caps	\$176/pair
BHG	Bruno Hand Grip Cutout Design	\$48
BPH	Bruno Perforated Hole Cutout Design	\$58
ENG	Laser Engraving Back Design*	\$85

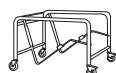
\*One time setup fee of \$245. Minimum 12 chairs (of same design and series)



---

**MODEL / DESCRIPTION / LIST PRICING**

---



**7480**     Dolly for Bruno Chairs

Dolly  
\$590

**ADD THIS PAGE WHEN  
DOLLYS ARE READY**




**BURTON TABLE OF CONTENTS**

Burton Lounge.....	2
Burton Occasional Table.....	5

**BURTON SERIES**

The Burton Lounge offers two sizes with different back designs with a fully upholstered contoured seat and back. Burton is available in choice of fabric with welded steel tube sled base.



CLOSED LOOP BACK

**ORDERING INFORMATION**

**To Order Please Specify:**

- |                          |                           |
|--------------------------|---------------------------|
| 1) Series Name           | 5) Sled Base Metal Finish |
| 2) Model Number          | 6) Optional Items         |
| 3) Quantity              |                           |
| 4) Fabric Grade & Number |                           |

**BURTON GENERAL SPECIFICATIONS**

**Seat and Back Frame Construction**

Frame assembly is constructed of multi-ply hardwood, with tongue and groove construction. All foam is fully bonded to frame. Seat cushions are 3" graded high resiliency (H.R.) block foam with 3" H.R. foam seat back, covered entirely with special bonded polyester fiber to protect final upholstery. No sag-springs are installed in seat & back along with interlocking helicoil springs to prevent sagging and provide additional lower back and seat support.

**Upholstery**

Seat and back are covered in choice of fabric, vinyl, crypton, leather or COM. ERG uses only water based glues and adhesives in our upholstery process. Contrasting fabrics are available.

**Sled Base**

Sled Base is constructed of fully welded .875" diameter, 14-gauge steel tubing with hand brazed welds.

**COLORS / FINISHES**

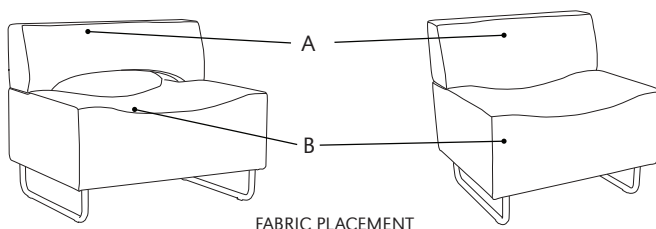
**Metal Finish Colors:**

**Sled Base:**

Standard powder coat colors available. Polished chrome optional.

**OPTIONS**

- CODE: FR - CAL 133 (TB 133) Fire Retardant.
- CODE: MB - Moisture Barrier.
- CODE: PC - Polished Chrome - Sled Base.
- CODE: 2FO - 2 Fabric Option. When seat and base are upholstered in two different fabrics of your choice.
- CODE: TABF( ) - Fixed Post Tablet Arm.
- CODE: SST - Solid Surface Top for Tablet Arms.
- CODE: LAM5 - Non-standard laminate for 5 or less tablets see options for upcharge
- CODE: SS5 - Non-standard Solid Surface top for 5 or less tablets



FABRIC PLACEMENT




BURTON WITH OPTIONAL  
FIXED POST TABLET ARM

DIMENSIONS	Open Loop Back	Closed Loop Back
Seat Width:	35"	30"
Seat Depth:	19"	19"
Seat Height:	16.5"	16.5"
Back Height:	31"	31"
Overall Width:	35"	30"
Overall Depth:	28"	26"
Qty./Wt.:	1 ea./110 lbs.	1 ea./95 lbs.



## MODEL / DESCRIPTION / LIST PRICING



### 4091 Lounge with Sled Base - Closed Loop Back

COM Yardage: 4 Yds. / Back: 1.5 Yds. / Seat: 2.5 Yds.

COM	GR1	GR2	GR3	GR4	GR5	GR6	GR7	GR8	GR9	GR10	LEA
\$2498	\$2673	\$2780	\$2891	\$3007	\$3127	\$3253	\$3383	\$3518	\$3659	\$3805	\$4497



### 4092 Lounge with Sled Base - Open Loop Back

COM Yardage: 5 Yds. / Back: 2 Yds. / Seat: 3 Yds.

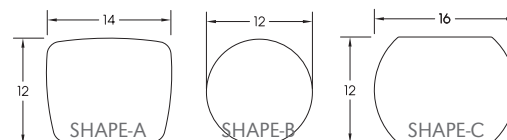
COM	GR1	GR2	GR3	GR4	GR5	GR6	GR7	GR8	GR9	GR10	LEA
\$2617	\$2801	\$2913	\$3029	\$3150	\$3276	\$3407	\$3543	\$3685	\$3832	\$3986	\$4711

## TABLET SHAPES

### Choose from 3 Tablet Shapes:

Tablets for all modular series are available in 3 shapes, choose from the three shapes shown and specify; A, B or C and left or right (outside tablet) when ordering. Example: TABF-(A) Left - this would be a fixed shape A tablet on the left side (when seated).

Optional Solid Surface available.



### Tablet orders of 5 or less:

#### 3 standard laminate colors:

Wilsonart Black 1595-60, Formica Brite White 459-58 or Nevamar Silver Alu Metalx MXT003.

#### 4 standard Corian colors:

Bone, Bronzite, Glacier White, and Silver Grey.

## OPTIONS

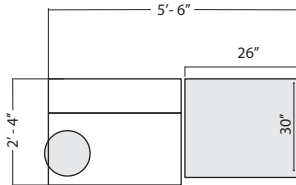
Add upcharge to list price and code to model number

FR	CAL 133 (TB 133) Fire Retardant per yard	\$90/yd.
MB	Moisture Barrier - per unit	\$175
2FO	Two fabric option	\$98
PC	Polished Chrome - Sled Base	\$68

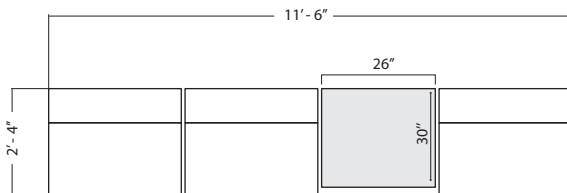
TABF-( )	Fixed Post Tablet (specify A, B or C, left or right side)	\$370
SST	Solid Surface Tablet Arm - add to tablet option	\$165
LAM5	Non-standard laminate (5 tablets or less)	\$250 ea. tablet
SS5	Non-standard Solid Surface (5 tablets or less)	Call For Quote

## OPEN LOOP BACK CONFIGURATION

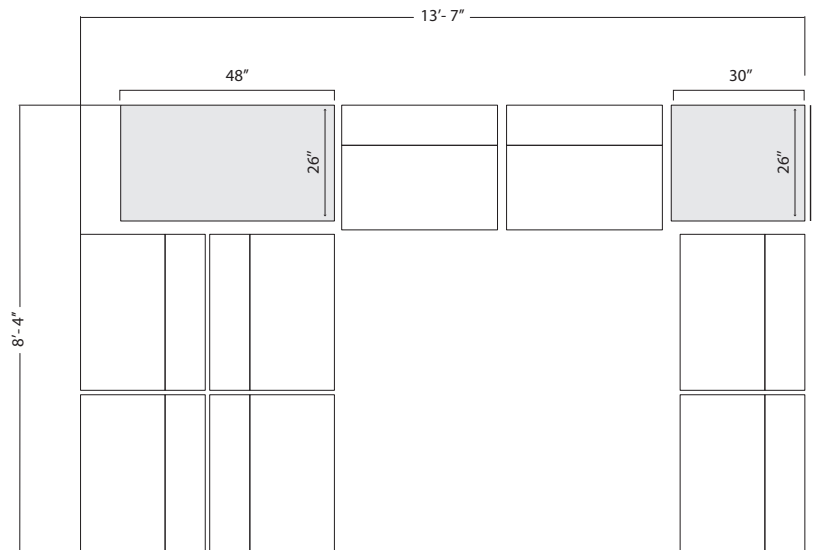
BURTON  
OPEN LOOP BACK **A**



BURTON  
OPEN LOOP BACK

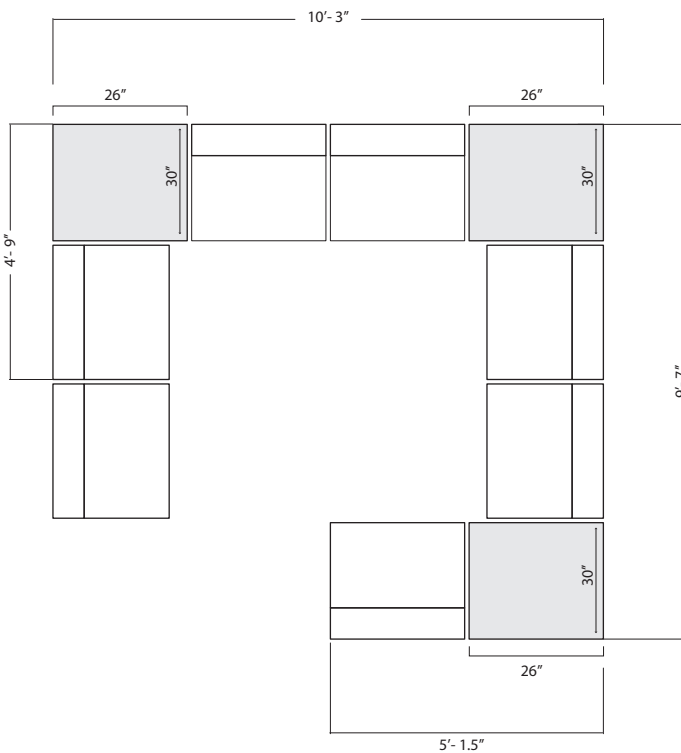


BURTON  
OPEN LOOP BACK **B**

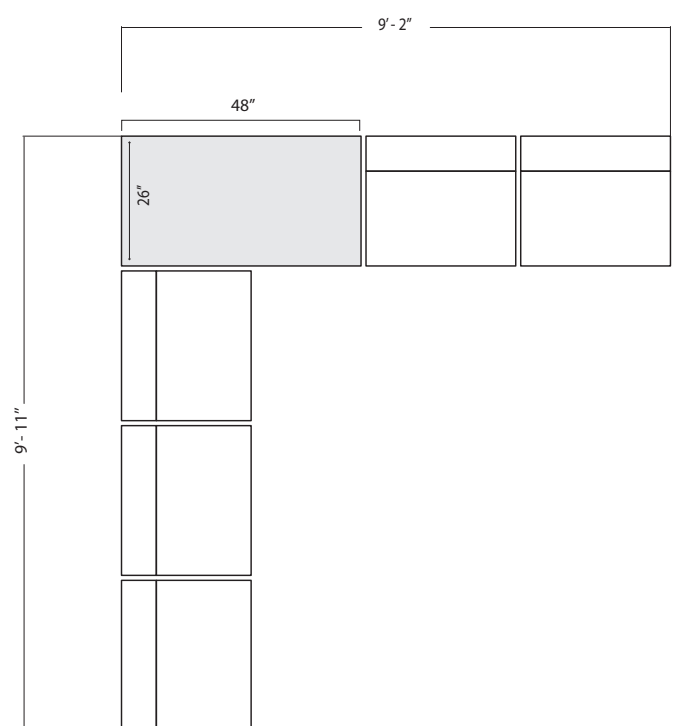


## CLOSED LOOP BACK CONFIGURATION

BURTON  
CLOSED LOOP BACK **A**



BURTON  
CLOSED LOOP BACK **B**



**BURTON OCCASIONAL TABLE**

Burton Occasional Tables feature laminate covered top and sides. Metal sled base legs are 5" tall and finished in your choice of powder coat paint colors.



26" X 30" COFFEE TABLE



26" X 48" COFFEE TABLE

**ORDERING INFORMATION**

- |                 |                                |
|-----------------|--------------------------------|
| 1) Series Name  | 4) Powder Coat Leg Color       |
| 2) Model Number | 5) Laminate / Veneer Selection |
| 3) Quantity     | 6) Optional Items              |

**BURTON SPECIFICATIONS**

**Table**

Table core is CARB Phase I & Phase II Compliant. Laminate and Veneer backing are glued with water based adhesives.

**Table Finish**

Covered top and sides with high pressure laminate, or choose Optional 2 Different Color laminates.

**Laminate Selections**

ERG offers over 1000 standard laminate choices from Nevamar, Wilsonart, Formica and Pionite. Solid Surface Corian overlay top tables will be quoted upon request.

**Sled Base**

Sled Base is constructed of fully welded .875" diameter, 14-gauge steel tubing with hand brazed welds. Finished in your choice of standard powder coat paint color.

**OPTIONS**

- CODE: PC - Polished Chrome Legs- sled base



OPTIONAL POLISHED  
CHROME LEGS



POWER / DATA  
AVAILABLE

Note: Factory installed power/data available, see Power/Data Accessories for details and pricing.

## BURTON OCCASIONAL TABLES

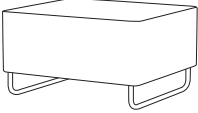



26" X 48" COFFEE TABLE



26" X 30" COFFEE TABLE

### MODEL / DESCRIPTION / LIST PRICING

	Model Number	Model Description	Table Top Size	Table Height	Table Top Shape	Shipping Weight	LAMINATE	WOOD VENEER
	BUR2630	Occasional	26"x30"	17"	rectangle with radius corners	35 lbs	\$ 1368	\$ 1641
	BUR2648	Occasional	26"x48"	17"	rectangle with radius corners	40 lbs	\$ 1845	\$ 2213


### OPTIONS

Add upcharge to list price and code to model number

PC	Polished Chrome - Sled Base	\$68
----	-----------------------------	------

### CABANA OCCASIONAL TABLE

Cabana Occasional Tables are covered top and sides with high pressure laminate, or choose optional 2 different colors. Metal legs are 3" tall x 2" diameter with factory installed poly vinyl glides.



CABANA RECTANGLE



CABANA ROUND

### ORDERING INFORMATION

- |                          |                                |
|--------------------------|--------------------------------|
| 1) Series Name           | 5) Laminate / Veneer Selection |
| 2) Model Number          | 6) Optional 2nd Laminate       |
| 3) Quantity              | 7) Optional Items              |
| 4) Powder Coat Leg Color |                                |

### CABANA SPECIFICATIONS

#### Table

Table core is CARB Phase I & Phase II Compliant. Laminate, wood veneer and phenolic backing are glued with water based adhesives.

#### Table Tops

ERG offers over 1000 standard laminate choices from Nevamar, Wilsonart, Formica and Pionite. Wood veneer in transparent stain colors and custom stain matching are also available. Solid Surface, 3Form Chroma and stone table tops will be quoted upon request.

**Note:** Some sizes and diameters are approximate, if using an existing solid surface or other top, please call for exact specs before ordering.

#### Metal Legs

Legs are of 2" diameter 3" tall, round steel tubing. Legs are sandblasted prior to final powder coating in your choice of standard powder coat colors. Legs have a factory installed poly vinyl glide.

Note: Factory installed power/data available, see accessories section for details and pricing.

### OPTIONS

- CODE: 2LC - 2 color laminate choices
- CODE: PC - Polished Chrome Legs
- CODE: WOD - Wood Legs.
- TABLE ACCESSORIES – Wire Management, Power & Communication Options – see Accessories section in price list or call for quote.




ELECTRICAL / DATA





CABANA OVAL TABLE



CABANA CORNER TABLE


Applies to:  
**CAB18D**  
**CAB24D**  
**CAB18S**  
**CAB24S**
**MODEL / DESCRIPTION / LIST PRICING**
**CABANA OCCASIONAL TABLES**

	Model Number	Model Description	Table Top Size	Table Height	Table Shape	Shipping Weight	LAMINATE	WOOD VENEER
	<b>CAB18D</b>	Occasional	18" dia.	17"	round	40 lbs.	\$1084	\$1385
	<b>CAB24D</b>	Occasional	24" dia.	17"	round	50 lbs.	\$1276	\$1936
	<b>CAB30D</b>	Occasional	30" dia.	17"	round	60 lbs.	\$1551	\$1887
	<b>CAB36D</b>	Occasional	36" dia.	17"	round	80 lbs.	\$1689	\$2107
	<b>CAB42D</b>	Occasional	42" dia.	17"	round	90 lbs.	\$1969	\$2701
	<b>CAB1426</b>	Occasional	14" x 26"	17"	rectangular	40 lbs.	\$1375	\$1786
	<b>CAB1826</b>	Occasional	18" x 26"	17"	rectangular	45 lbs.	\$1398	\$1817
	<b>CAB1726-O</b>	Occasional	17" x 26"	17"	oval	45 lbs.	\$1606	\$2354
	<b>CAB2234-O</b>	Occasional	22" x 34"	17"	oval	60 lbs.	\$1861	\$2932
	<b>CAB18S</b>	Occasional	18" x 18"	17"	square	50 lbs.	\$1177	\$1529
	<b>CAB24S</b>	Occasional	24" x 24"	17"	square	60 lbs.	\$1306	\$1696
	<b>CAB27S</b>	Occasional	27" x 27"	17"	square	63 lbs.	\$1427	\$1855
	<b>CAB30S</b>	Occasional	30" x 30"	17"	square	65 lbs.	\$1548	\$2012
	<b>CAB36S</b>	Occasional	36" x 36"	17"	square	90 lbs.	\$1947	\$2618
	<b>CAB2448</b>	Occasional	24" x 48"	17"	rectangular	85 lbs.	\$2056	\$2673
	<b>CAB3232</b>	Occasional	32" x 32"	17"	square	85 lbs.	\$1802	\$2342

**OPTIONS**

Add upcharge to list price and code to model number

2LC	2 Color Laminate option	\$175
PC	Polished Chrome legs	\$25 each

STH	Special Table Height	\$150
WOD	Wood Legs	\$24 each



### CAPRI OCCASIONAL TABLE

Capri is the perfect portable tablet for many environments, including healthcare. Laminate tablet top mounted to two different solid steel base choices with 1.25" dia. steel tubing.



CAP105 LAMINATE TOP WITH  
EXPOSED MULTI-PLY EDGE



CAP103 LAMINATE TOP WITH  
EXPOSED MULTI-PLY EDGE

### ORDERING INFORMATION

- |                 |                  |
|-----------------|------------------|
| 1) Series Name  | 4) Frame Finish  |
| 2) Model Number | 5) Top Selection |
| 3) Quantity     |                  |

### CAPRI SPECIFICATIONS

#### Table Tops

Table tops offered for the Capri include 0.75" Laminate/Veneer with exposed multi-ply edge or 0.5" Solid Surface.

#### Frame

The Capri features a fully welded 1.25" dia. steel tube column with a solid steel base. Base is available in two shapes - rectangle and rounded ends.

#### Glides

Factory installed black vinyl glides.

### TABLE SHAPES

#### 3 Table Shapes for each base:

Tables are available in 6 shapes (3 per base).  
See dimensions on following pages for all table top sizes

#### Note:

- Tablet orders of 5 or less - choice of 3 standard laminate colors: Wilsonart Black 1595-60, Formica Brite White 459-58 and Nevamar Silver Alu Metalx MXT003.
- Tablet orders of 6 or more - any choice standard laminate colors.

### COLORS / FINISHES

#### Base:

Available in standard powder coat colors.

#### Veneer

Maple veneer top with exposed multi-ply edge in standard transparent wood stain colors.

#### Laminate

Standard laminate top with exposed multi-ply edge available in:  
Wilsonart Black 1595-60  
Formica Brite White 459-58  
Nevamar Silver Alu Metalx MXT003

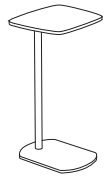
#### Solid Surface

Stock solid surface top is available in:  
**Corian** Bone, Bronzite, Glacier White, and Silver Grey.

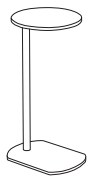
***Other Laminates and surfaces available with minimum quantities.***

### OPTIONS

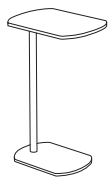
- CODE: LAM5 - Non-standard laminate for 5 or less tablets  
see options for upcharge
- CODE: SS5 - Non-standard Solid Surface top for 5 or less tablets


**MODEL / DESCRIPTION / LIST PRICING**


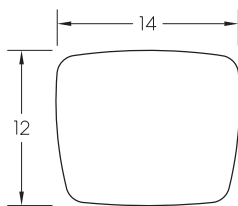
Model Number	Model Description	Tablet Shape	Table Height	Shipping Weight	MULTI-PLY LAMINATE TOP	VENEER TOP	SOLID SURFACE TOP
<b>CAP101</b>	Occasional	Almost Square	26"	28 lbs.	\$738	\$817	\$1271



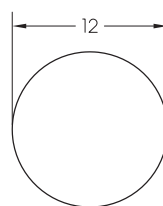
<b>CAP102</b>	Occasional	Round	26"	28 lbs.	\$738	\$817	\$1271
---------------	------------	-------	-----	---------	-------	-------	--------



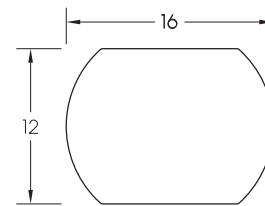
<b>CAP103</b>	Occasional	Rounded Ends	26"	28 lbs.	\$738	\$817	\$1271
---------------	------------	--------------	-----	---------	-------	-------	--------



CAP101



CAP102



CAP103

**OPTIONS**

Add upcharge to list price and code to model number

LAM5	Non-standard laminate (5 tablets or less)	\$250 ea. tablet	SS5	Non-standard Solid Surface (5 tablets or less)	Call For Quote
------	---	------------------	-----	--	----------------


**MODEL / DESCRIPTION / LIST PRICING**

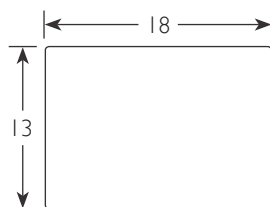

Model Number	Model Description	Tablet Shape	Table Height	Shipping Weight	MULTI-PLY LAMINATE TOP	VENEER TOP	SOLID SURFACE TOP
<b>CAP104</b>	Occasional	Rectangle	26"	28 lbs.	\$658	\$759	\$1392



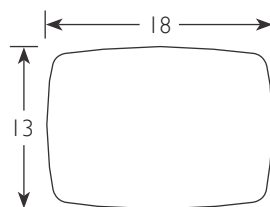
<b>CAP105</b>	Occasional	Almost Rectangle	26"	28 lbs.	\$682	\$759	\$1392
---------------	------------	------------------	-----	---------	-------	-------	--------



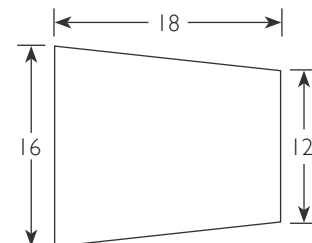
<b>CAP106</b>	Occasional	Trapezoid	26"	28 lbs.	\$759	\$759	\$1392
---------------	------------	-----------	-----	---------	-------	-------	--------



CAP104



CAP105



CAP106

**OPTIONS**

Add upcharge to list price and code to model number

LAM5	Non-standard laminate (5 tablets or less)	\$250 ea. tablet	SS5	Non-standard Solid Surface (5 tablets or less)	Call For Quote
------	---	------------------	-----	--	----------------

## CARLO COLLECTION

The Carlo Collection features fully upholstered armless chairs, arm chairs, ottomans and tabourets in choice of fabric. There are two designs for the armchairs and two designs for armless chairs, each with distinctive styling. Carlo is offered with a choice of brushed stainless 4-star swivel base, polished chrome finish auto return base or 5-star swivel base with casters..



CARLO TEN ARM CHAIR  
METAL 4 STAR SWIVEL BASE



CARLO TEN CHAIR  
METAL 4 STAR SWIVEL BASE



CARLO TWENTY ARM CHAIR  
METAL 4 STAR SWIVEL BASE



CARLO TWENTY CHAIR  
METAL 4 STAR SWIVEL BASE

## ORDERING INFORMATION

### To Order Please Specify:

- |                 |                            |
|-----------------|----------------------------|
| 1) Series Name  | 4) Fabric Grade and Number |
| 2) Model Number | 5) Optional Items          |
| 3) Quantity     |                            |



CARLO TWENTY ARM CHAIR  
5-STAR SWIVEL BASE  
WITH CASTERS

## CARLO GENERAL SPECIFICATIONS

### Seat

2" thick high resiliency foam with a seat frame made out of hardwood with flexible webbing installed for added support and soft sit.

### Upholstery

High resiliency foam, covered throughout by Dacron to protect final upholstery.

### Chair function (Three Base Choices)

- **Swivel 4-star base in stainless steel with adjustable glides.**  
Base spread is 27.5" (24" for Ottoman)  
Swivel 360° (Metal only)  
No tilt or height adjustment available.
- **Automatic Return 4-prong base** - Taper round tubing with adjustable glides in polished chrome and auto memory return swivel seat.
- **5-star base with casters** - polished aluminum base with two tone casters in silver and black.

### Chair Control (5-Star Swivel Base)

- Pneumatic height adjustment (18.5"-23.5" Seat Height)
- Tension adjustment
- Swivel, tilt and lock

### Tablet Arm

- Optional tablet arm is fixed and will swivel with the chair

### NOTE:

ALL METAL BASE CHAIRS AND ALL TABOURET WITH METAL BASE WILL SWIVEL.

## OPTIONS

- CODE: TAB-CT - Fixed Tablet Arm - swivel Tabouret (specify left or right arm)
- CODE: TAB-F - Fixed Tablet Arm - Armless Chair (specify left or right arm)
- CODE: SST - Solid Surface Top
- CODE: LAM5 - Non-standard laminate for 5 or less tablets.  
See Options for upcharge.
- CODE: FR - CAL 133 (TB 133) Fire Retardant.
- CODE: MB - Moisture Barrier
- CODE: 2FO - Two Fabric Option
- CODE: GC - Black Glides for 5-Star Base
- CODE: SS5 - Non-standard Solid Surface top for 5 or less tablets



OPTIONAL 5-STAR SWIVEL  
CHAIR GLIDES

## TABLET SHAPES

### Choose from 3 Tablet Shapes:

Tablets for all modular series are available in 3 shapes, choose from the three shapes shown and specify; A, B or C and left or right (outside tablet) when ordering. Example: TABF-(A) Left - this would be a fixed shape A tablet on the left side (when seated).

Optional Solid Surface available.

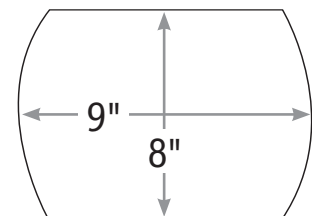
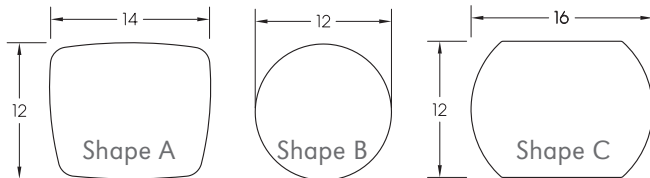
### Tablet orders of 5 or less:

#### 3 standard laminate colors:

Wilsonart Black 1595-60, Formica Brite White 459-58 or Nevamar Silver Alu Metalx MXT003.

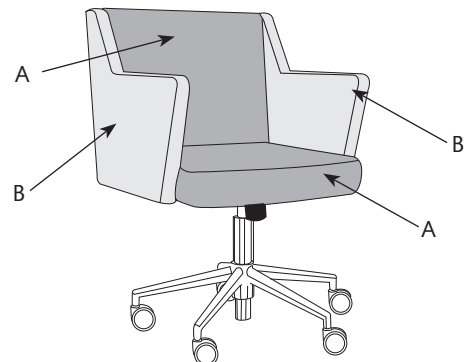

#### 4 standard Corian colors:

Bone, Bronzite, Glacier White, and Silver Grey.



OPTIONAL TABLET ARM  
SHAPE FOR TABOURET ONLY

## TWO FABRIC OPTION FABRIC PLACEMENT EXAMPLES



DIMENSIONS	Carlo Ten 4 Star Base	Carlo Twenty 4 Star Base
Seat Height:	18"	18"
Seat Width:	19"	19"
Seat Depth:	19"	19"
Arm Height**:	29"	26.5"
Overall Height:	30"	30"
Overall Width:	22.5"	22.5"
Overall Depth:	24"	24"
Qty./Wt.:	1 ea./52 lbs.	1 ea./52 lbs.



CARLO TWENTY  
4 STAR METAL BASE AND TABLET ARM



CARLO TEN  
4 STAR METAL BASE



CARLO TWENTY ARM CHAIR  
4 STAR METAL BASE

**\*\*APPLIES TO ARM CHAIR MODELS ONLY**

## MODEL / DESCRIPTION / LIST PRICING



### 3431 Carlo Ten 4 Star Base (Swivel Seat)

COM Yardage: 3.25 Yds. / Back/Arms: 2 Yds. / Seat: 1.25 Yd.

COM	GR1	GR2	GR3	GR4	GR5	GR6	GR7	GR8	GR9	GR10	LEA
\$1183	\$1265	\$1316	\$1368	\$1423	\$1481	\$1539	\$1601	\$1665	\$1731	\$1801	\$2129



### 3433 Carlo Ten Arm Chair 4 Star Base (Swivel Seat)

COM Yardage: 3.75 Yds. / Back/Arms: 2.5 Yds. / Seat: 1.25 Yd.

COM	GR1	GR2	GR3	GR4	GR5	GR6	GR7	GR8	GR9	GR10	LEA
\$1249	\$1335	\$1389	\$1444	\$1503	\$1563	\$1625	\$1691	\$1758	\$1828	\$1901	\$2247



### 3435 Carlo Twenty 4 Star Base (Swivel Seat)

COM Yardage: 3.25 Yds. / Back/Arms: 2 Yds. / Seat: 1.25 Yd.

COM	GR1	GR2	GR3	GR4	GR5	GR6	GR7	GR8	GR9	GR10	LEA
\$1208	\$1293	\$1344	\$1398	\$1454	\$1511	\$1572	\$1636	\$1701	\$1769	\$1839	\$2174



### 3437 Carlo Twenty Arm Chair 4 Star Base (Swivel Seat)

COM Yardage: 3.75 Yds. / Back/Arms: 2.5 Yds. / Seat: 1.25 Yd.

COM	GR1	GR2	GR3	GR4	GR5	GR6	GR7	GR8	GR9	GR10	LEA
\$1275	\$1364	\$1419	\$1475	\$1535	\$1596	\$1660	\$1726	\$1795	\$1867	\$1942	\$2295

## OPTIONS

Add upcharge to list price and code to model number

FR	CAL 133 (TB 133) Fire Retardant per yard	\$90/yd.
MB	Moisture Barrier - per seat	\$125
2FO	Two fabric option	\$98
TABF-(L)	Fixed Tablet (specify A, B or C, left or right arm)	\$495

SST	Solid Surface Tablet - add to tablet option	\$125
LAM5	Non-standard laminate (5 tablets or less)	\$250 ea. tablet
SS5	Non-standard Solid Surface (5 tablets or less)	Call For Quote

DIMENSIONS	Tabouret	Ottoman
Seat Height:	18"	16"
Seat Width:	20"	18"
Seat Depth:	21"	19"
4-Star Base Dia:	28"	24"
Overall Height:	18"	16"
Overall Width:	20"	18"
Overall Depth:	21"	19"
Qty./Wt.:	1 ea./25 lbs.	1 ea./22 lbs.

**NOTE:**

- WHICH SEAT SWIVELS?  
ALL METAL BASE CHAIRS AND ALL TABOURET WITH METAL BASE WILL SWIVEL, OTTOMAN DOES NOT SWIVEL.



CARLO OTTOMAN METAL BASE  
FIXED SEAT



CARLO SWIVEL TABOURET  
METAL BASE

### MODEL / DESCRIPTION / LIST PRICING



**3449** Carlo Tabouret 4 Star Base (Swivel Seat)

COM Yardage: 1.5 Yds.

COM	GR1	GR2	GR3	GR4	GR5	GR6	GR7	GR8	GR9	GR10	LEA
\$930	\$994	\$1034	\$1076	\$1119	\$1164	\$1210	\$1258	\$1309	\$1361	\$1416	\$1673



**3451** Carlo Ottoman 4 Star Base (Fixed Seat)

COM Yardage: 1.5 Yds.

COM	GR1	GR2	GR3	GR4	GR5	GR6	GR7	GR8	GR9	GR10	LEA
\$875	\$936	\$974	\$1012	\$1053	\$1095	\$1139	\$1184	\$1231	\$1280	\$1332	\$1574



CARLO SWIVEL TABOURETS WITH  
OPTIONAL TABLET ARMS

### OPTIONS

Add upcharge to list price and code to model number

FR	CAL 133 (TB 133) Fire Retardant per yard	\$90/yd.
MB	Moisture Barrier - per seat	\$125
2FO	Two fabric option	\$98
TABF(-)	Fixed Tablet (specify A, B or C, left or right arm)	\$495

SST	Solid Surface Tablet - add to tablet option	\$125
LAM5	Non-standard laminate (5 tablets or less)	\$250 ea. tablet
SS5	Non-standard Solid Surface (5 tablets or less)	Call For Quote



DIMENSIONS	Carlo Ten 4-Prong Swivel Auto Return Base	Carlo Twenty 4-Prong Swivel Auto Return Base
Seat Height:	18"	18"
Seat Width:	19"	19"
Seat Depth:	19"	19"
Arm Height**:	28.5"	26"
Overall Height:	30"	30"
Overall Width:	22.5"	22.5"
Overall Depth:	24"	24"
Qty./Wt.:	1 ea./52 lbs.	1 ea./52 lbs.



CARLO TEN ARM CHAIR 4-PRONG SWIVEL  
AUTO-RETURN BASE IN POLISHED CHROME

**\*\*APPLIES TO ARM CHAIR MODELS ONLY**

AUTOMATIC RETURN = RETURN TO ITS ORIGINAL POSITION

## MODEL / DESCRIPTION / LIST PRICING



**3439** Carlo Ten 4-Prong (Swivel Auto Return Base)

COM Yardage: 3.25 Yds. / Back/Arms: 2 Yds. / Seat: 1.25 Yd.

COM	GR1	GR2	GR3	GR4	GR5	GR6	GR7	GR8	GR9	GR10	LEA
\$1257	\$1345	\$1399	\$1455	\$1514	\$1574	\$1637	\$1702	\$1770	\$1841	\$1915	\$2263



**3441** Carlo Ten Arm Chair 4-Prong (Swivel Auto Return Base)

COM Yardage: 3.75 Yds. / Back/Arms: 2.5 Yds. / Seat: 1.25 Yd.

COM	GR1	GR2	GR3	GR4	GR5	GR6	GR7	GR8	GR9	GR10	LEA
\$1323	\$1416	\$1473	\$1531	\$1593	\$1657	\$1723	\$1792	\$1863	\$1938	\$2015	\$2383



**3443** Carlo Twenty 4-Prong (Swivel Auto Return Base)

COM Yardage: 3.25 Yds. / Back/Arms: 2 Yds. / Seat: 1.25 Yd.

COM	GR1	GR2	GR3	GR4	GR5	GR6	GR7	GR8	GR9	GR10	LEA
\$1278	\$1367	\$1422	\$1480	\$1539	\$1601	\$1664	\$1730	\$1800	\$1872	\$1947	\$2301



**3444** Carlo Twenty Arm Chair 4-Prong (Swivel Auto Return Base)

COM Yardage: 3.75 Yds. / Back/Arms: 2.5 Yds. / Seat: 1.25 Yd.

COM	GR1	GR2	GR3	GR4	GR5	GR6	GR7	GR8	GR9	GR10	LEA
\$1344	\$1439	\$1496	\$1555	\$1618	\$1683	\$1750	\$1819	\$1893	\$1968	\$2047	\$2420

## OPTIONS

Add upcharge to list price and code to model number

FR	CAL 133 (TB 133) Fire Retardant per yard	\$90/yd.
MB	Moisture Barrier - per seat	\$125
2FO	Two fabric option	\$98
TABF-(L)	Fixed Tablet (specify A, B or C, left or right arm)	\$495

SST	Solid Surface Tablet - add to tablet option	\$125
LAM5	Non-standard laminate (5 tablets or less)	\$250 ea. tablet
SS5	Non-standard Solid Surface (5 tablets or less)	Call For Quote

DIMENSIONS	Carlo Ten 5-Star Swivel Base	Carlo Twenty 5-Star Swivel Base
Seat Height:	18.5" - 23.5"	18.5" - 23.5"
Seat Width:	19"	19"
Seat Depth:	19"	19"
Arm Height**:	29" - 34"	26.5" - 31.5"
Overall Height:	31" - 36"	31" - 36"
Overall Width:	25.5"	25.5"
Overall Depth:	25.5"	25.5"
Qty./Wt.:	1 ea./52 lbs.	1 ea./52 lbs.

\*\*APPLIES TO ARM CHAIR MODELS ONLY



CARLO TEN ARM CHAIR  
5-STAR SWIVEL



CARLO TEN 5-STAR SWIVEL  
WITH OPTIONAL TABLET ARM

### MODEL / DESCRIPTION / LIST PRICING



#### 3452 Carlo Ten Swivel Base

COM Yardage - Total: 3.25 Yds. / Back & Arms: 2 Yds. / Seat: 1.25 Yd.

COM	GR1	GR2	GR3	GR4	GR5	GR6	GR7	GR8	GR9	GR10	LEA
\$1362	\$1458	\$1516	\$1576	\$1639	\$1705	\$1773	\$1844	\$1917	\$1994	\$2074	\$2451



#### 3454 Carlo Ten Arm Chair Swivel Base

COM Yardage - Total: 3.75 Yds. / Back & Arms: 2.5 Yds. / Seat: 1.25 Yd.

COM	GR1	GR2	GR3	GR4	GR5	GR6	GR7	GR8	GR9	GR10	LEA
\$1417	\$1516	\$1576	\$1640	\$1705	\$1773	\$1845	\$1918	\$1995	\$2075	\$2158	\$2550



#### 3456 Carlo Twenty Swivel Base

COM Yardage - Total: 3.25 Yds. / Back & Arms: 2 Yds. / Seat: 1.25 Yd.

COM	GR1	GR2	GR3	GR4	GR5	GR6	GR7	GR8	GR9	GR10	LEA
\$1362	\$1458	\$1516	\$1576	\$1639	\$1705	\$1773	\$1844	\$1917	\$1994	\$2074	\$2451



#### 3458 Carlo Twenty Arm Chair Swivel Base

COM Yardage - Total: 3.75 Yds. / Back & Arms: 2.5 Yds. / Seat: 1.25 Yd.

COM	GR1	GR2	GR3	GR4	GR5	GR6	GR7	GR8	GR9	GR10	LEA
\$1428	\$1528	\$1588	\$1652	\$1718	\$1788	\$1859	\$1933	\$2011	\$2091	\$2175	\$2570

### OPTIONS

Add upcharge to list price and code to model number

FR	CAL 133 (TB 133) Fire Retardant per yard	\$90/yd.
MB	Moisture Barrier - per seat	\$125
2FO	Two fabric option	\$98
GC	Black Glides for Carlo 5-Star Base	\$28

TABF(-)	Fixed Tablet (specify A, B or C, left or right arm)	\$495
SST	Solid Surface Tablet - add to tablet option	\$125
LAM5	Non-standard laminate (5 tablets or less)	\$250 ea. tablet
SS5	Non-standard Solid Surface (5 tablets or less)	Call For Quote



**CAYMAN TABLE OF CONTENTS**

Cayman Cafe .....	2
Cayman Occasional.....	4

**CAYMAN CAFE TABLE**

The Cayman Table Series feature a brushed stainless steel X-base which complements our Island Chair Collection.



36" DIA CAFE TABLE



24" DIA CAFE TABLE

**ORDERING INFORMATION**

- |  |                                    |
|--|------------------------------------|
| 1) Series Name   | 6) Edge Table Style Code and Color |
| 2) Model Number  | 7) Wood Species                    |
| 3) Size  | 8) Wood Stain Color                |
| 4) Quantity  | 9) Optional Items                  |
| 5) Laminate Selection and No. 10) Solid Surface Available. Please Call |                                    |

**CAYMAN/ISLAND TABLE BASE SPECIFICATIONS**
**Café**

**Table Height** Standard is 29" to 30" (cafe) or 42" (bar height) but may vary depending on table top specified.

**Occasional Table**

**Table Height** Table height is 17" and 22"

**Column**

- 2.5" dia. tubing - 20" and 24" inch bases
- 3" dia. tubing - 28" and 32" inch bases
- Steel tubing welded to top plate

**Base** Brushed Stainless Steel – 20", 24", 28" and 32" X-base spreads.

**Glides** Adjustable glides

**Metal Type** Stainless Steel

**Assembly** Top plate is welded to the vertical column and the vertical column is bolted to the Finish Brushed Stainless Steel 4-Star Base.

**Plate** 10" x 10" square • 12" X 12" square  
14" X 14" square

**TABLE TOP SPECIFICATIONS**
**Table Tops**

Table top core is CARB Phase I & Phase II Compliant. Laminate, wood veneer and phenolic backing are glued with water based adhesives.

**FINISHES**
**Laminate/Veneer Selections**

ERG offers over 1000 standard laminate choices from Nevamar, Wilsonart, Formica and Pionite. Wood veneer is available in transparent stain colors - custom stain matching available.

**Edge Selections:**

ERG offers a wide variety of table top edge materials including PVC, wood, aluminum and resin/urethane.

Special Edge Note: When ganging or butting tables together, ERG recommends using 3MM flat edge or flat wood edge. Square tables using PVC T-edge will have a 2" radius on all corners.

**OPTIONS**

- CODE: ASB - Anti-Sag Bar for tables under 72"
- CODE: SF - Powder Coat Color Finish (per base)
- CODE: FLIP-X - Flip Top per X-base
- CODE: STH - Special Table Height (any table height other than 29" or bar height)
- CODE: ULW - Ultra Lightweight Top
- CODE: RAD - Radius Corners for 3MM Edge



GLIDE DETAIL



CAYMAN 36" ROUND CAFE TABLE



CAYMAN 36" SQUARE CAFE TABLE

**MODEL / DESCRIPTION / LIST PRICING**
**CAYMAN/ISLAND CAFE TABLES (29" height)**

## LAMINATE TOP

## VENEER TOP

	Model	Table Top	Base	Shpg.	GRP 1	GRP 2	GRP 3	GRP 4	GRP 5	GRP 6	GRP 7	GRP 8	GRP 9
	Number	Size	Spread	Wght.									
	CAY24D	24" dia.	20"- X	32 lbs.	\$659	\$670	\$744	\$807	\$933	\$1038	\$1164	\$1488	\$1789
	CAY30D	30" dia.	24"- X	43 lbs.	\$703	\$716	\$814	\$897	\$1065	\$1202	\$1369	\$1627	\$1891
	CAY36D	36" dia.	28"- X	53 lbs.	\$780	\$798	\$916	\$1016	\$1218	\$1388	\$1587	\$1831	\$2092
	CAY42D	42" dia.	32"- X	81 lbs.	\$901	\$924	\$1077	\$1210	\$1470	\$1691	\$1953	\$2155	\$2405
	CAY24S	24" x 24"	20"- X	40 lbs.	\$657	\$667	\$744	\$809	\$941	\$1049	\$1180	\$1489	\$1780
	CAY2430S	24" x 30"	24"- X	49 lbs.	\$668	\$682	\$772	\$847	\$1001	\$1127	\$1280	\$1541	\$1804
	CAY30S	30" x 30"	28"- X	54 lbs.	\$692	\$707	\$803	\$887	\$1053	\$1192	\$1359	\$1608	\$1862
	CAY36S	36" x 36"	32"- X	67 lbs.	\$792	\$808	\$930	\$1033	\$1242	\$1415	\$1623	\$1858	\$2119

**CAYMAN/ISLAND BAR HEIGHT TABLES (42" height)**

## LAMINATE TOP

## VENEER TOP

	Model	Table Top	Base	Shpg.	GRP 1	GRP 2	GRP 3	GRP 4	GRP 5	GRP 6	GRP 7	GRP 8	GRP 9
	Number	Size	Spread	Wght.									
	CAYH24D	24" dia.	20"- X	40 lbs.	\$899	\$911	\$984	\$1046	\$1172	\$1279	\$1403	\$1967	\$2461
	CAYH30D	30" dia.	24"- X	50 lbs.	\$968	\$982	\$1078	\$1162	\$1329	\$1467	\$1634	\$2158	\$2631
	CAYH36D	36" dia.	32"- X	63 lbs.	\$1021	\$1038	\$1156	\$1257	\$1458	\$1626	\$1828	\$2312	\$2765

**OPTIONS**

Add upcharge to list price and code to model number

ASB	Anti-Sag Bar for tables under 72"	\$80
STH	Special Table Height (other than 29" or 42")	\$150
FLIP-X	Flip-Top per X-base (up to 42" top maximum)	\$125

ULW	Ultra-lightweight table top	\$190
SF	Powder Coat finish - in standard colors	\$60 per base
RAD	Radius Corners for 3MM Edge	\$200 per table

### CAYMAN OCCASIONAL TABLE

The Cayman Occasional Table feature a brushed stainless steel X-base which complements our Island Chair Collection.



SQUARE END TABLE



4" CORNER RADIUS



OVAL END TABLE

### ORDERING INFORMATION

- |                               |  |
|-------------------------------|--|
| 1) Series Name                | 6) Edge Table Style Code and Color       |
| 2) Model Number               | 7) Wood Species                          |
| 3) Size                       | 8) Wood Stain Color                      |
| 4) Quantity                   | 9) Optional Items                        |
| 5) Laminate Selection and No. | 10) Solid Surface Available. Please Call |

### CAYMAN/ISLAND TABLE BASE SPECIFICATIONS

#### Café

**Table Height** Standard is 29" to 30" (cafe) or 42" (bar height) but may vary depending on table top specified.

#### Occasional Table

**Table Height** Table height is 17" and 22"

**Column**

- 2.5" dia. tubing - 20" and 24" inch bases
- 3" dia. tubing - 28" and 32" inch bases
- Steel tubing welded to top plate

**Base** Brushed Stainless Steel - 20", 24" and 30" X-base spreads.

**Glides** Adjustable glides

**Metal Type** Stainless Steel

**Assembly** Top plate is welded to the vertical column and the vertical column is bolted to the Finish Brushed Stainless Steel 4-Star Base.

### TABLE TOP SPECIFICATIONS

#### Table Tops

Table top core is CARB Phase I & Phase II Compliant. Laminate, wood veneer and phenolic backing are glued with water based adhesives.

### FINISHES

#### Laminate/Veneer Selections

ERG offers over 1000 standard laminate choices from Nevamar, Wilsonart, Formica and Pionite. Wood veneer is available in transparent stain colors - custom stain matching available.

#### Edge Selections:

ERG offers a wide variety of table top edge materials including PVC, wood, aluminum, resin and laminate.

Special Edge Note: When ganging or butting tables together, ERG recommends using 3mm flat edge or flat wood edge. Square tables using PVC T-edge will have a 2" radius on all corners.

### OPTIONS

- CODE: SF - Powder Coat finish in choice of standard powder coat colors.



GLIDE DETAIL





30" ROUND END TABLE



OVAL END TABLE

**Features: Fixed Base**
**MODEL / DESCRIPTION / LIST PRICING**
**CAYMAN/ISLAND OCCASIONAL TABLES**

	Model Number	Model Description	Table Top Size	Table Height	Table Shape	Shpg. Weight	LAMINATE TOP EDGE 2B OR 3A	VENEER TOP EDGE 8G	SOLID SURFACE TOP
	CAYO20D	Occasional	20" dia.	17"	round	35 lbs.	\$850	\$884	CALL
	CAYO24D	Occasional	24" dia.	17"	round	40 lbs.	\$875	\$911	CALL
	CAYO30D	Occasional	30" dia.	17"	round	45 lbs.	\$901	\$937	CALL
	CAYO36D	Occasional	36" dia.	17"	round	50 lbs.	\$937	\$974	CALL
	CAYO20DT	Occasional	20" dia.	22"	round	35 lbs.	\$870	\$901	CALL
	CAYO24DT	Occasional	24" dia.	22"	round	40 lbs.	\$896	\$932	CALL
	CAYO30DT	Occasional	30" dia.	22"	round	45 lbs.	\$923	\$959	CALL
	CAYO36DT	Occasional	36" dia.	22"	round	50 lbs.	\$960	\$991	CALL
	CAYO2030	Occasional	20" x 30"	17"	oval	45 lbs.	\$907	\$943	CALL
	CAYO2036	Occasional	20" x 36"	17"	oval	50 lbs.	\$964	\$1,002	CALL
	CAYO2030T	Occasional	20" x 30"	22"	oval	47 lbs.	\$928	\$964	CALL
	CAYO2036T	Occasional	20" x 36"	22"	oval	52 lbs.	\$994	\$1,034	CALL

**Features: Brushed Stainless Steel Base and Column**
**OPTIONS**

Add upcharge to list price and code to model number

SF	Powder Coat Color (per base)	\$60
----	------------------------------	------




28" SQUARE END TABLE


 4" RADIUS CORNER  
 END TABLE

**MODEL / DESCRIPTION / LIST PRICING**
**CAYMAN/ISLAND OCCASIONAL TABLES**

	Model Number	Model Description	Table Top Size	Table Height	Table Shape	Shpg. Weight	LAMINATE TOP EDGE 2B OR 3A	VENEER TOP EDGE 8G	SOLID SURFACE TOP
	CAYO20S	Occasional	20" x 20"	17"	square	45 lbs.	\$850	\$884	CALL
	CAYO24S	Occasional	24" x 24"	17"	square	50 lbs.	\$875	\$911	CALL
	CAYO30S	Occasional	30" x 30"	17"	square	55 lbs.	\$901	\$937	CALL
	CAYO20ST	Occasional	20" x 20"	22"	square	47 lbs.	\$870	\$901	CALL
	CAYO24ST	Occasional	24" x 24"	22"	square	52 lbs.	\$896	\$932	CALL
	CAYO30ST	Occasional	30" x 30"	22"	square	55 lbs.	\$923	\$959	CALL

	Model Number	Model Description	Table Top Size	Table Height	Table Shape	Shpg. Weight	LAMINATE TOP EDGE 2B OR 3A	VENEER TOP EDGE 8G	SOLID SURFACE TOP
	CAYO20R	Occasional	20" x 20"	17"	4" radius square	45 lbs.	\$901	\$936	CALL
	CAYO24R	Occasional	24" x 24"	17"	4" radius square	50 lbs.	\$929	\$966	CALL
	CAYO30R	Occasional	30" x 30"	17"	4" radius square	55 lbs.	\$956	\$993	CALL
	CAYO20RT	Occasional	20" x 20"	22"	4" radius square	47 lbs.	\$912	\$947	CALL
	CAYO24RT	Occasional	24" x 24"	22"	4" radius square	52 lbs.	\$941	\$977	CALL
	CAYO30RT	Occasional	30" x 30"	22"	4" radius square	55 lbs.	\$968	\$1006	CALL

**Features: Brushed Stainless Steel Base and Column**
**OPTIONS**

Add upcharge to list price and code to model number

SF	Powder Coat Color (per base)	\$60
----	------------------------------	------



**CODY OCCASIONAL TABLE**

Cody Occasional Table built with your choice of laminate, wood veneer, stone, chroma or solid surface top on a welded 0.875" diameter steel tube frame.



**ORDERING INFORMATION**

- |                 |                                |
|-----------------|--------------------------------|
| 1) Series Name  | 4) Frame Finish                |
| 2) Model Number | 5) Laminate / Veneer Selection |
| 3) Quantity     | 6) Optional Items              |

**CODY SPECIFICATIONS**

**Table**

Table top is CARB Phase I & Phase II Compliant. Laminate, wood veneer and phenolic backing are glued with water based adhesives. Table Top is 0.75" thick.

**Table Tops**

ERG offers over 1000 standard laminate choices from Nevamar, Wilsonart, Formica and Pionite. Wood veneer in transparent stain colors and custom stain matching are also available. Solid Surface, 3Form Chroma and stone table tops will be quoted upon request.

**Frame**

The Cody features a welded 0.875" 14-gauge diameter steel tube frame. Frames are sandblasted prior to final powder coating in your choice of standard powder coat colors.

**Glides**

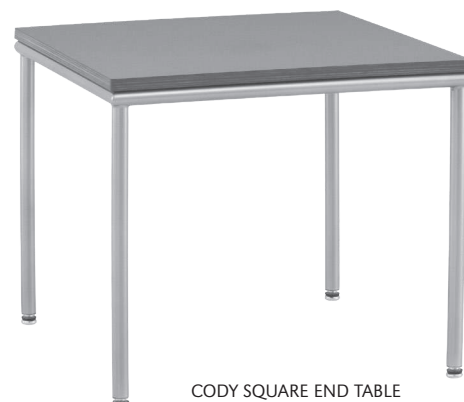
Factory installed adjustable steel glides.



CODY RECTANGLE COFFEE TABLE



CODY ROUND COFFEE TABLE


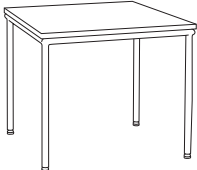




CODY SQUARE END TABLE



CODY ROUND END TABLE

**MODEL / DESCRIPTION / LIST PRICING**
**CODY OCCASIONAL TABLES**

	Model Number	Model Description	Table Top Size	Table Height	Table Shape	Shipping Weight	LAMINATE TOP EDGE 2B OR 3A	VENEER TOP EDGE 8G
	<b>COD102</b>	Occasional	24" dia.	17"	round	40 lbs.	\$850	\$1051
	<b>COD104</b>	Occasional	28" dia.	17"	round	50 lbs.	\$907	\$1107
	<b>COD106</b>	Occasional	24" dia.	22"	round	40 lbs.	\$871	\$1113
	<b>COD108</b>	Occasional	28" dia.	22"	round	45 lbs.	\$928	\$1174
	<b>COD110</b>	Occasional	20 x 20"	17"	square	45 lbs.	\$886	\$1190
	<b>COD112</b>	Occasional	24 x 24"	17"	square	60 lbs.	\$922	\$1226
	<b>COD114</b>	Occasional	28 x 28"	17"	square	60 lbs.	\$964	\$1164
	<b>COD116</b>	Occasional	20 x 20"	22"	square	80 lbs.	\$907	\$1211
	<b>COD118</b>	Occasional	24 x 24"	22"	square	90 lbs.	\$943	\$1246
	<b>COD120</b>	Occasional	28 x 28"	22"	square	90 lbs.	\$974	\$1174
	<b>COD122</b>	Occasional	36" dia.	17"	round	60 lbs.	\$984	\$1185
	<b>COD124</b>	Occasional	42" dia.	17"	round	60 lbs.	\$1026	\$1226
	<b>COD126</b>	Occasional	36" dia.	22"	round	60 lbs.	\$1015	\$1262
	<b>COD128</b>	Occasional	42" dia.	22"	round	60 lbs.	\$1067	\$1313
	<b>COD130</b>	Occasional	48" x 24"	17"	rectangular	45 lbs.	\$1262	\$1565
	<b>COD132</b>	Occasional	60" x 24"	17"	rectangular	60 lbs.	\$1442	\$1746
	<b>COD134</b>	Occasional	48" x 24"	22"	rectangular	60 lbs.	\$1287	\$1489
	<b>COD136</b>	Occasional	60" x 24"	22"	rectangular	60 lbs.	\$1493	\$1799

**POLISHED CHROME NOT AVAILABLE ON CODY TABLES**

**COMPUTER ACCESSORIES FOR TABLES**



**CPU Holder (under table)**

list price each

Under surface slide out CPU holder

**\$435**



**Monitor Arm**

Fully-articulating monitor arm

**\$417**



**Keyboard Support**

Fully-articulating adjustable  
height keyboard support with  
reversible mouse pad

**\$481**


**CONNOS TABLE OF CONTENTS**

Specifications.....	2
Options.....	3
Tabouret Pricing.....	4
Vertical Tablet Arm Tabouret Pricing .....	5
Diagonal Tablet Arm Tabouret Pricing .....	6
Two Seat Bench Pricing .....	7
Three Seat Bench Pricing .....	8
Cluster Component Pricing .....	9
Star Grande Component Pricing .....	10
Arc Unit Pricing.....	11-12
Corner Pricing .....	13
Bench W/ Online Table Pricing .....	14-15
End Table Pricing .....	16-17
24" Round Table Pricing.....	18
30" Round Table Pricing.....	19
End Table Pricing .....	20
Tufting Design Options .....	21
Decorative Ganging.....	22
Flat Ganging.....	23
Multiple Fabric Placement Diagram .....	24
Model Overview.....	25
Overall Dimensions.....	26
Angle Unit Dimensions.....	27
Configurations/Sample Pricing.....	28-33
Cluster Configurations .....	34
Seating Arrangements.....	35
Online Tables.....	36



### CONNOS CLUSTER SEATING

Connos features comfortable seating with a geometric layout. Each bench configuration can be extended at any time.



#### STAR CENTER CONFIGURATION

Configuration consists of 3 pieces:

Qty. Description

2 - 7410 Star

1 - 7408 3 Seat Bench

2 - 7433 Flat Ganging

### ORDERING INFORMATION

- |                          |                                  |
|--------------------------|----------------------------------|
| 1) Series Name           | 5) Optional Items                |
| 2) Model Number          | 6) Tufting                       |
| 3) Quantity              | 7) Ganging                       |
| 4) Fabric Grade & Number | 8) Specify Laminate or Stain Top |

### CONNOS SPECIFICATIONS

#### Upholstery

Seat is covered in choice of fabric, vinyl, crypton, leather or COM. ERG uses only water based glues and adhesives in our upholstery process.

#### Frame Construction

Frame made out of hardwood with flexible webbing installed on seat for added support and soft sit. Frame is machine screwed to wood frame for durability.

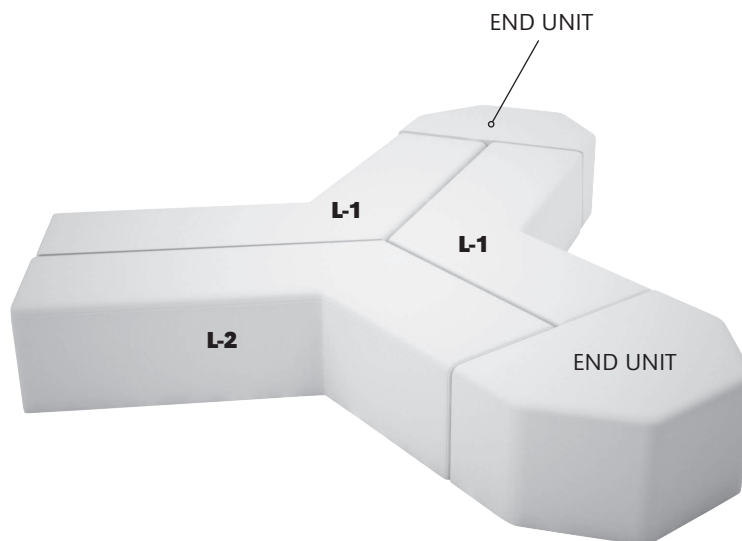
#### Power / Data

Units are available with cove or flush units offering power data and usb charging. Please consult with your network administrator and ERG Customer Service.

Factory installed power/data available, see accessories section for details and pricing

#### Glides

Each unit comes with 4 adjustable 1.75" polyvinyl glides.



#### STAR

Configuration consists of 3 pieces + end units:

Qty. Description

2 - **L-1** Angle Unit

1 - **L-2** Angle Unit

2 - 7411 Upholstered End Unit

5 - 7433 Flat Ganging

## TABLET SHAPES

### Choose from 2 Tablet Shapes:

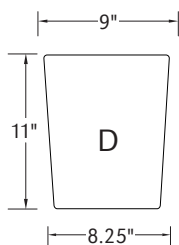
Tablets for Connos modular series are available in 2 shapes shown and specify A or B and left or right (outside tablet) when ordering.

Example: Model Number - (B) Left - this would be a fixed shape B tablet on the left side (when seated).

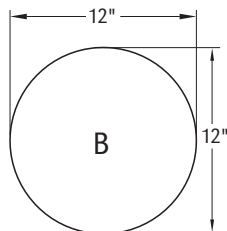
### Solid Surface

Stock solid surface top is available in:

**Corian** Bone, Bronzite, Glacier White, and Silver Grey.



TRAPEZOID



ROUND

Choice of Vertical or Diagonal fixed blade tablet arm.  
Select Laminate or Solid Surface Tablet Top  
2 tablet shape options available: Trapezoid and Round.  
**Tablet height is 27" from the floor.**




Vertical Arm



Diagonal Arm

- Tablet orders of 5 or less - choice of 3 standard laminate colors: Wilsonart Black 1595-60, Formica Brite White 459-58 or Nevamar Silver Alu Metalx MXT003.  
Choice of 4 standard Corian colors: Bone, Bronzite, Glacier White, and Silver Grey.
- Tablet orders of 6 or more - any choice standard laminate colors.
- Optional Solid Surface available. Optional Solid Surface available.
- Vertical blade tablet arm available only for this model.



Cove Power/Data/USB

Factory installed power/data available, see accessories section for details and pricing



1.75" Dia. Glide



3" Locking Casters



Decorative Ganging Bracket



Flat Ganging Bracket

**NOTE:** Decorative ganging devices used for straight configurations only

**NOTE:** Flat ganging devices used for curve and straight configurations

## OPTIONS

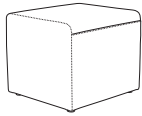
- CODE: FR - CAL 133 (TB 133) Fire Retardant.
- CODE: MB-1 - Moisture Barrier Single Seat
- CODE: MB-2 - Moisture Barrier Two Seat
- CODE: MB-3 - Moisture Barrier Three Seat
- CODE: MB-4 - Moisture Barrier Four Seat
- CODE: TABF( ) - Fixed Laminate Tablet - outside or between two modular units (specify tablet shape D or B)
- CODE: SST - Solid Surface Top
- CODE: TF1 - Tufting - single seat
- CODE: TF2 - Tufting - two seat
- CODE: TF3 - Tufting - three seat
- CODE: TFE - Tufting - end unit
- CODE: TFL-1 - Tufting - L-1 Corner
- CODE: TFL-2 - Tufting - L-2 Corner
- CODE: LAM5 - Non-standard laminate for 5 or less tablets  
see options for upcharge
- CODE: AGP - Adjustable Poly Glides (Laminate Cylinder Tables)
- CODE: SS5 - Non-standard Solid Surface top for 5 or less tablets

DIMENSIONS	Sq. Tabouret	Mobile Sq. Tabouret
Overall Width:	20"	20"
Overall Depth:	20"	20"
Seat Height:	18"	18"
# of Seats:	1	1
Qty./Wt. per carton:	1 ea./18 lbs.	1 ea./26 lbs.



SQUARE TABOURET

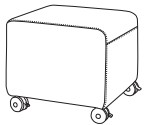
## MODEL / DESCRIPTION / LIST PRICING



### 7400 Square Tabouret (no casters)

COM Yardage: 2.25 Yds. / Top: .75 Yd. / Base: 1.5 Yd.

COM	GR1	GR2	GR3	GR4	GR5	GR6	GR7	GR8	GR9	GR10	LEA
\$957	\$1024	\$1065	\$1107	\$1152	\$1199	\$1246	\$1296	\$1347	\$1402	\$1457	\$1723



### 7401 Mobile Square Tabouret (w/ casters)

COM Yardage: 2.25 Yds. / Top: .75 Yd. / Base: 1.5 Yd.

COM	GR1	GR2	GR3	GR4	GR5	GR6	GR7	GR8	GR9	GR10	LEA
\$1065	\$1140	\$1185	\$1232	\$1282	\$1333	\$1386	\$1441	\$1499	\$1559	\$1621	\$1916



MOBILE SQUARE TABOURET

## OPTIONS

Add upcharge to list price and code to model number

FR	CAL 133 (TB 133) Fire Retardant per yard	\$90/yd.
MB-1	Moisture Barrier single seat	\$90

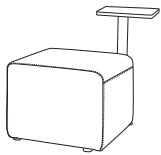
2FO	Two Fabric Option	\$98
TF1	Tufting - single seat	\$189

DIMENSIONS	Sq. Tabouret outside vert tablet arm	Mobile Sq. Tabouret outside vertical tablet arm
Overall Width:	21"	21"
Overall Depth:	25"	25"
Tablet Height:	-	27"
Seat Height:	18"	18"
# of Seats:	1	1
Qty./Wt. per carton:	1 ea./22 lbs.	1 ea./22 lbs.



MOBILE SQUARE TABOURET  
W/ VERTICAL TABLET ARM

## MODEL / DESCRIPTION / LIST PRICING



**7402(B/D)** Square Tabouret outside vertical tablet arm (no casters) COM Yardage: 2.25 Yds. / Top: .75 Yd. / Base: 1.5 Yd.

COM	GR1	GR2	GR3	GR4	GR5	GR6	GR7	GR8	GR9	GR10	LEA
\$1413	\$1511	\$1572	\$1634	\$1700	\$1768	\$1839	\$1912	\$1989	\$2068	\$2152	\$2543



**7403(B/D)** Mobile Square Tabouret outside vertical tablet arm (w/ casters) COM Yardage: 2.25 Yds. / Top: .75 Yd. / Base: 1.5 Yd.

COM	GR1	GR2	GR3	GR4	GR5	GR6	GR7	GR8	GR9	GR10	LEA
\$1516	\$1622	\$1687	\$1756	\$1826	\$1898	\$1975	\$2054	\$2135	\$2220	\$2310	\$2729

## TABLET SHAPES

### Choose from 2 Tablet Shapes::

Tablets for all modular series are available in 2 shapes, choose from the two shapes shown and specify; D or B and left or right (outside tablet) when ordering.

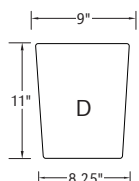
Optional Solid Surface available.

### Note:

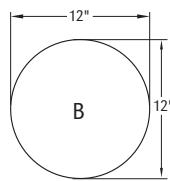
- Tablet orders of 5 or less - choice of 3 standard laminate colors: Wilsonart Black 1595-60, Formica Brite White 459-58 or Nevamar Silver Alu Metalx MXT003.
- Choice of 4 standard Corian colors: Bone, Bronzite, Glacier White, and Silver Grey.
- Tablet orders of 6 or more - any choice standard laminate colors.

Select from Laminate or Solid Surface Tablet Top  
2 tablet shape options available:  
Trapezoid and Round.

Tablet height is 27" from the floor.



TRAPEZOID



ROUND



Vertical Arm



Diagonal Arm

## OPTIONS

Add upcharge to list price and code to model number

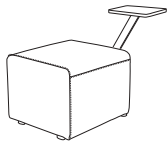
FR	CAL 133 (TB 133) Fire Retardant per yard	\$90/yd.
MB-1	Moisture Barrier on single seat	\$90
SST	Solid Surface Tablet Arm - add to tablet option	\$125
2FO	Two Fabric Option	\$98

TF1	Tufting - single seat	\$189
LAM5	Non-standard laminate (5 tablets or less)	\$250 ea. tablet
SS5	Non-standard Solid Surface (5 tablets or less)	Call For Quote

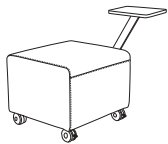



 MOBILE SQUARE TABOURET  
 W/ DIAGONAL TABLET ARM

DIMENSIONS	Sq. Tabouret outside diagonal tablet arm	Mobile Sq. Tabouret outside diagonal tablet arm
Overall Width:	21"	21"
Overall Depth:	25"	25"
Tablet Height:	-	27"
Seat Height:	18"	18"
# of Seats:	1	1
Qty./Wt. per carton:	1 ea./18 lbs.	1 ea./22 lbs.

**MODEL / DESCRIPTION / LIST PRICING**

**7404(B/D)** Square Tabouret outside diagonal tablet arm (no casters) COM Yardage: 2.25 Yds. / Top: .75 Yd. / Base: 1.5 Yd.

COM	GR1	GR2	GR3	GR4	GR5	GR6	GR7	GR8	GR9	GR10	LEA
\$1506	\$1611	\$1675	\$1743	\$1813	\$1885	\$1960	\$2039	\$2120	\$2205	\$2293	\$2711


**7405 (B/D)** Mobile Square Tabouret outside diagonal tablet arm (w/ casters) COM Yardage: 2.25 Yds. / Top: .75 Yd. / Base: 1.5 Yd.

COM	GR1	GR2	GR3	GR4	GR5	GR6	GR7	GR8	GR9	GR10	LEA
\$1623	\$1736	\$1805	\$1878	\$1953	\$2032	\$2112	\$2197	\$2285	\$2376	\$2471	\$2921

**TABLET SHAPES**
**Choose from 2 Tablet Shapes::**

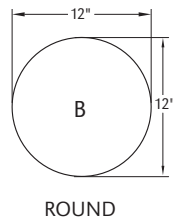
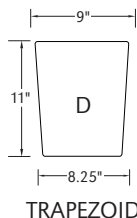
Tablets for all modular series are available in 2 shapes, choose from the two shapes shown and specify; D or B and left or right (outside tablet) when ordering.

Optional Solid Surface available.

**Note:**

- Tablet orders of 5 or less - choice of 3 standard laminate colors: Wilsonart Black 1595-60, Formica Brite White 459-58 or Nevamar Silver Alu Metalx MXT003.
- Choice of 4 standard Corian colors: Bone, Bronzite, Glacier White, and Silver Grey.
- Tablet orders of 6 or more - any choice standard laminate colors.

 Select from Laminate or Solid Surface Tablet Top  
 2 tablet shape options available:  
 Trapezoid and Round.

**Tablet height is 27" from the floor.**


Vertical Arm



Diagonal Arm

**OPTIONS**

Add upcharge to list price and code to model number

FR	CAL 133 (TB 133) Fire Retardant per yard	\$90/yd.
MB-1	Moisture Barrier on single seat	\$90
SST	Solid Surface Tablet Arm - add to tablet option	\$125
2FO	Two Fabric Option	\$98

TF1	Tufting - single seat	\$189
LAM5	Non-standard laminate (5 tablets or less)	\$250 ea. tablet
SS5	Non-standard Solid Surface (5 tablets or less)	Call For Quote

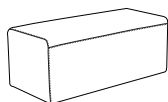
DIMENSIONS	Two seat bench	Two seat bench outside vertical tablet arms
Overall Width:	42"	56"
Overall Depth:	20"	20"
Tablet Height:	-	27"
Seat Height:	18"	18"
Qty./Wt. per carton:	1 ea./42 lbs.	1 ea./45 lbs.



TWO SEAT BENCH


TWO SEAT BENCH / TWO OUTSIDE  
VERTICAL TABLET ARMS  
/ TRAPEZOID SHAPE TABLETS

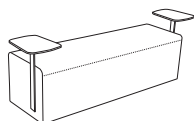
## MODEL / DESCRIPTION / LIST PRICING


**7406**

Two seat bench

COM Yardage: 4.25 Yds. / Top: 1.75 Yds. / Base: 2.5 Yds.

COM	GR1	GR2	GR3	GR4	GR5	GR6	GR7	GR8	GR9	GR10	LEA
\$1440	\$1540	\$1602	\$1666	\$1732	\$1802	\$1874	\$1949	\$2026	\$2108	\$2192	\$2591


**7407 (B/D)**

Two seat bench w/ two outside vertical tablet

COM Yardage: 4.25 Yds. / Top: 1.75 Yds. / Base: 2.5 Yds..

COM	GR1	GR2	GR3	GR4	GR5	GR6	GR7	GR8	GR9	GR10	LEA
\$2128	\$2277	\$2369	\$2462	\$2562	\$2664	\$2771	\$2882	\$2996	\$3116	\$3241	\$3830

## TABLET SHAPES

### Choose from 2 Tablet Shapes:

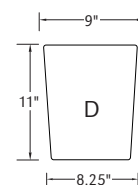
Tablets for Connos modular series are available in 2 shapes trapezoid or round.  
Specify D (trapezoid) or B (round)

- Tablet orders of 5 or less - choice of 3 standard laminate colors: Wilsonart Black 1595-60, Formica Brite White 459-58 or Nevamar Silver Alu Metalx MXT003.  
Choice of 4 standard Corian colors: Bone, Bronzite, Glacier White, and Silver Grey.
- Tablet orders of 6 or more - any choice standard laminate colors.
- Optional Solid Surface available. Optional Solid Surface available.
- Vertical blade tablet arm available only for this model.

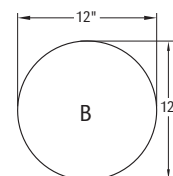
**Tablet height is 27" from the floor.**



Vertical Arm



TRAPEZOID



ROUND


## OPTIONS

Add upcharge to list price and code to model number

FR	CAL 133 (TB 133) Fire Retardant per yard	\$90/yd.
MB-2	Moisture Barrier two seat	\$180
SST	Solid Surface Tablet Arm - add to tablet option	\$125
2FO	Two Fabric Option	\$98

TF2	Tufting - two seat	\$340
LAM5	Non-standard laminate (5 tablets or less)	\$250 ea. tablet
SS5	Non-standard Solid Surface (5 tablets or less)	Call For Quote

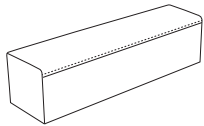
DIMENSIONS	Three seat bench	Three seat bench outside vertical tablet arms
Overall Width:	64"	78"
Overall Depth:	20"	20"
Tablet Height:	-	27"
Seat Height:	18"	18"
Qty./Wt. per carton:	1 ea./42 lbs.	1 ea./45 lbs.



THREE SEAT BENCH


 THREE SEAT BENCH / 2 OUTSIDE TABLET ARMS  
 / ROUND TABLET TOPS

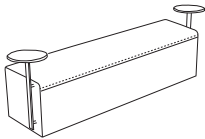
## MODEL / DESCRIPTION / LIST PRICING



### 7408 Three Seat Bench

COM Yardage: 5.75 Yds. / Top: 2.5 Yds. / Base: 3.25 Yds..

COM	GR1	GR2	GR3	GR4	GR5	GR6	GR7	GR8	GR9	GR10	LEA
\$1710	\$1830	\$1903	\$1979	\$2058	\$2142	\$2227	\$2316	\$2408	\$2505	\$2605	\$3078



### 7409 (B/D) Three Seat Bench W/ 2 Outside Vertical Tablet Arms

COM Yardage : 5.75 Yds. / Top: 2.5 Yds. / Base: 3.25 Yds..

COM	GR1	GR2	GR3	GR4	GR5	GR6	GR7	GR8	GR9	GR10	LEA
\$2523	\$2701	\$2809	\$2921	\$3038	\$3160	\$3285	\$3416	\$3553	\$3695	\$3843	\$4543

## ARM DETAIL

### Arm Detail

Tablet Arms for Connos are available in diagonal and vertical. Tablet arms for the Connos series are spaced to accentuate the sleek thin blade arm.

- Tablet orders of 5 or less - choice of 3 standard laminate colors: Wilsonart Black 1595-60, Formica Brite White 459-58 or Nevamar Silver Alu Metalx MXT003.  
Choice of 4 standard Corian colors: Bone, Bronzite, Glacier White, and Silver Grey.
- Tablet orders of 6 or more - any choice standard laminate colors
- Optional Solid Surface available. Optional Solid Surface available.
- Vertical blade tablet arm available only for this model.

Tablet height is 27" from the floor.



## OPTIONS

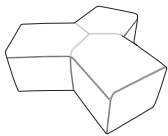
Add upcharge to list price and code to model number

FR	CAL 133 (TB 133) Fire Retardant per yard	\$90/yd.
MB-3	Moisture Barrier three seat	\$270
SST	Solid Surface Tablet Arm - add to tablet option	\$125
2FO	Two Fabric Option	\$98

TF3	Tufting - three seat	\$486
LAM5	Non-standard laminate (5 tablets or less)	\$250 ea. tablet
SS5	Non-standard Solid Surface (5 tablets or less)	Call For Quote

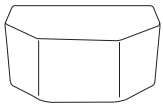
DIMENSIONS	Star	Upholstered End Unit
Overall Width:	48"	41"
Overall Depth:	55"	20"
Seat Height:	18"	18"
# of Seats:	3	2
Qty./Wt. per carton:	1 ea./40 lbs.	1 ea./40 lbs.


**STAR**

**UPHOLSTERED END UNIT**
**MODEL / DESCRIPTION / LIST PRICING**

**7410 Star (One piece construction)**

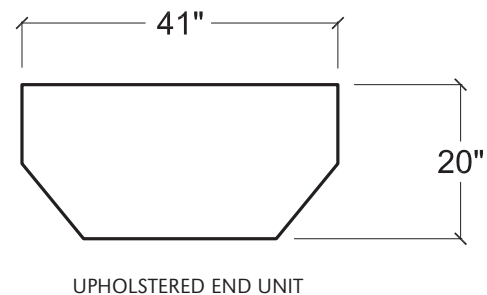
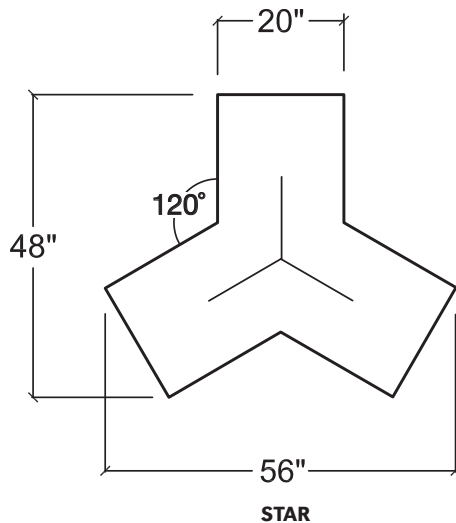
COM Yardage: 4 Yds. / Top: 1.75 Yd. / Base: 2.25 Yds.

COM	GR1	GR2	GR3	GR4	GR5	GR6	GR7	GR8	GR9	GR10	LEA
\$3990	\$4270	\$4441	\$4617	\$4803	\$4994	\$5194	\$5402	\$5618	\$5842	\$6077	\$7182


**7411 Upholstered End Unit**

COM Yardage: 3.25 Yds. / Top: 1.25 Yd. / Base: 2 Yds.

COM	GR1	GR2	GR3	GR4	GR5	GR6	GR7	GR8	GR9	GR10	LEA
\$1748	\$1872	\$1946	\$2023	\$2105	\$2189	\$2277	\$2369	\$2462	\$2560	\$2663	\$3148

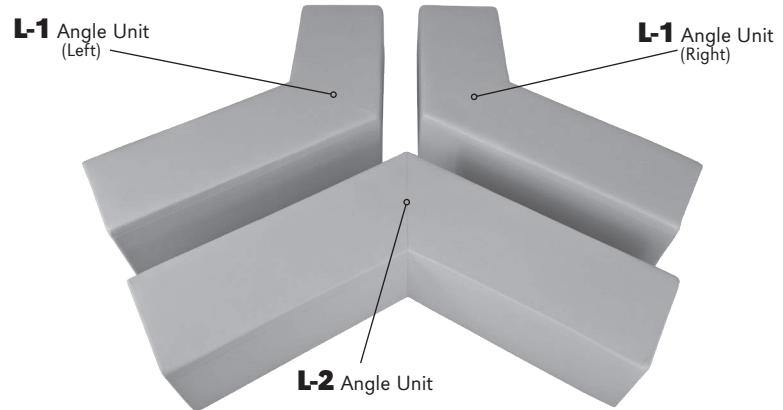
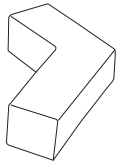

**OPTIONS**

Add upcharge to list price and code to model number

FR	CAL 133 (TB 133) Fire Retardant per yard	\$90/yd.
MB-2	Moisture Barrier two seat (End Unit)	\$180
MB-3	Moisture Barrier three seat (Star)	\$270

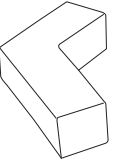
2FO	Two Fabric Option	\$98
TFE	Tufting - End Unit	\$340

DIMENSIONS	L-1 Angle Unit	L-2 Angle Unit
Overall Width:	70"	97"
Overall Depth:	20"	20"
Seat Height:	18"	18"
# of Seats:	4	4
Qty./Wt. per carton:	1 ea./50 lbs.	1 ea./55 lbs.


**STAR GRANDE**
**MODEL / DESCRIPTION / LIST PRICING**

**7412L L-1 Angle Unit (Left)**

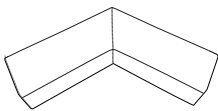
COM Yardage: 6.5 Yds. / Top: 2.5 Yds. / Base: 4 Yds.

COM	GR1	GR2	GR3	GR4	GR5	GR6	GR7	GR8	GR9	GR10	LEA
\$3188	\$3411	\$3548	\$3690	\$3837	\$3990	\$4151	\$4316	\$4490	\$4668	\$4855	\$5739


**7412R L-1 Angle Unit (Right)**


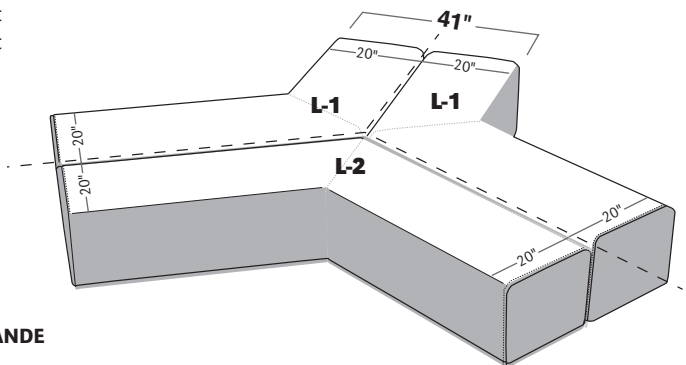
COM Yardage: 6.5 Yds. / Top: 2.5 Yds. / Base: 4 Yds.

COM	GR1	GR2	GR3	GR4	GR5	GR6	GR7	GR8	GR9	GR10	LEA
\$3188	\$3411	\$3548	\$3690	\$3837	\$3990	\$4151	\$4316	\$4490	\$4668	\$4855	\$5739


**7413 L-2 Angle Unit**

COM Yardage: 6.5 Yds. / Top: 2.5 Yds. / Base: 4 Yds.

COM	GR1	GR2	GR3	GR4	GR5	GR6	GR7	GR8	GR9	GR10	LEA
\$3804	\$4070	\$4234	\$4403	\$4579	\$4762	\$4953	\$5151	\$5356	\$5571	\$5793	\$6848


 Star Grande consists of 3 pieces:  
 2 - L-1 Angle Unit  
 1 - L-2 Angle Unit

**STAR GRANDE**

NOTE: For overall angle unit dimensions please refer to page 11.

**OPTIONS**

Add upcharge to list price and code to model number

FR	CAL 133 (TB 133) Fire Retardant per yard	\$90/yd.
MB-4	Moisture Barrier four seat	\$360
2FO	Two Fabric Option	\$98

TFL-1	Tufting - L-1 Angle Unit	\$590
TFL-2	Tufting - L-2 Angle Unit	\$650

DIMENSIONS	30° Arc	45° Arc
Overall Width:	26.5"	33"
Overall Depth:	20"	20"
Seat Height:	18"	18"
# of Seats:	1	1
Qty./Wt. per carton:	1 ea./35 lbs.	1 ea./40 lbs.



30° ARC

## MODEL / DESCRIPTION / LIST PRICING



### 7414 30° Arc

COM Yardage: 3 Yds. / Top: 1 Yd. / Base: 2 Yds.

COM	GR1	GR2	GR3	GR4	GR5	GR6	GR7	GR8	GR9	GR10	LEA
\$1024	\$1095	\$1140	\$1185	\$1232	\$1282	\$1333	\$1386	\$1442	\$1499	\$1559	\$1843



### 7415 45° Arc

COM Yardage: 4.5 Yds. / Top: 2 Yds. / Base: 2.5 Yds.

COM	GR1	GR2	GR3	GR4	GR5	GR6	GR7	GR8	GR9	GR10	LEA
\$1386	\$1485	\$1543	\$1606	\$1669	\$1735	\$1805	\$1878	\$1952	\$2032	\$2112	\$2496



45° ARC

- NOTE:
- Tufting not available on curved and corner units.
  - Decorative ganging not applicable to curved units.

## OPTIONS

Add upcharge to list price and code to model number

FR	CAL 133 (TB 133) Fire Retardant per yard	\$90/yd.
MB-1	Moisture Barrier single seat	\$90

2FO	Two Fabric Option	\$98
-----	-------------------	------

DIMENSIONS	60° Arc	90° Arc
Overall Width:	43"	64"
Overall Depth:	20"	20"
Seat Height:	18"	18"
# of Seats:	2	3
Qty./Wt. per carton:	1 ea./45 lbs.	1 ea./50 lbs.



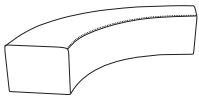
60° ARC

## MODEL / DESCRIPTION / LIST PRICING


**7416** 60° Arc

COM Yardage: 4.5 Yds. / Top: 2 Yds. / Base: 2.5 Yds.

COM	GR1	GR2	GR3	GR4	GR5	GR6	GR7	GR8	GR9	GR10	LEA
\$1604	\$1717	\$1784	\$1856	\$1930	\$2008	\$2088	\$2171	\$2258	\$2349	\$2443	\$2887


**7417** 90° Arc

COM Yardage: 7 Yds. / Seat: 3.5 Yds. / Base: 3.5 Yds.

COM	GR1	GR2	GR3	GR4	GR5	GR6	GR7	GR8	GR9	GR10	LEA
\$1874	\$2005	\$2085	\$2168	\$2255	\$2346	\$2439	\$2538	\$2638	\$2744	\$2854	\$3372



90° ARC

- NOTE: • Tufting not available on curved and corner units.  
 • Decorative ganging not applicable to curved units.

## OPTIONS

Add upcharge to list price and code to model number

FR	CAL 133 (TB 133) Fire Retardant per yard	\$90/yd.
MB-2	Moisture Barrier two seat	\$180

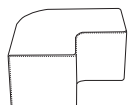
MB-3	Moisture Barrier three seat	\$270
2FO	Two Fabric Option	\$98

DIMENSIONS	90° Round Corner	90° Square Corner
Overall Width:	42"	32"
Overall Depth:	42"	32"
Seat Height:	18"	18"
# of Seats:	1	1
Qty./Wt. per carton:	1 ea./47 lbs.	1 ea./47 lbs.



90° ROUND CORNER

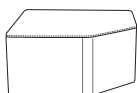
### MODEL / DESCRIPTION / LIST PRICING



#### 7418 90° Round Corner

COM Yardage: 4 Yds. / Seat: 1.5 Yds. / Base: 2.5 Yds.

COM	GR1	GR2	GR3	GR4	GR5	GR6	GR7	GR8	GR9	GR10	LEA
\$1775	\$1899	\$1975	\$2054	\$2135	\$2221	\$2311	\$2402	\$2498	\$2599	\$2703	\$3194



#### 7419 90° Square Corner

COM Yardage: 3 Yds. / Seat: 1.25 Yd. / Base: 1.75 Yds.

COM	GR1	GR2	GR3	GR4	GR5	GR6	GR7	GR8	GR9	GR10	LEA
\$1705	\$1824	\$1897	\$1972	\$2051	\$2133	\$2219	\$2309	\$2400	\$2496	\$2596	\$3067



90° SQUARE CORNER

NOTE: Tufting not available on curved and corner units.

### OPTIONS


Add upcharge to list price and code to model number

FR	CAL 133 (TB 133) Fire Retardant per yard	\$90/yd.
MB-1	Moisture Barrier single seat	\$90

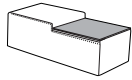
2FO	Two Fabric Option	\$98
TFC	Tufting 90° Square Corner Piece	\$486



DIMENSIONS	1 seat bench w/ online end table (Laminate Top)
Overall Width:	42"
Overall Depth:	20"
Seat Height:	18"
Table Height:	16"
Qty./Wt. per carton:	1 ea./25 lbs.



1 SEAT BENCH W/ LAMINATE TOP ONLINE TABLE

**MODEL / DESCRIPTION / LIST PRICING**

**7420-L 1 Seat Bench w/ Laminate Top Online Table**

COM Yardage: 3.75 Yds. / Top: 1.5 Yds. / Base: 2.25 Yds.

COM	GR1	GR2	GR3	GR4	GR5	GR6	GR7	GR8	GR9	GR10	LEA
\$1777	\$1901	\$1977	\$2057	\$2137	\$2224	\$2313	\$2406	\$2502	\$2602	\$2706	\$3199

**7420-W 1 Seat Bench w/ Wood Veneer Top Online Table**

COM Yardage: 3.75 Yds. / Top: 1.5 Yds. / Base: 2.25 Yds.

COM	GR1	GR2	GR3	GR4	GR5	GR6	GR7	GR8	GR9	GR10	LEA
\$1865	\$1995	\$2074	\$2158	\$2243	\$2334	\$2427	\$2523	\$2625	\$2730	\$2839	\$3355

NOTE: Edge: GR 2B or 3A available only 3 mm PVC

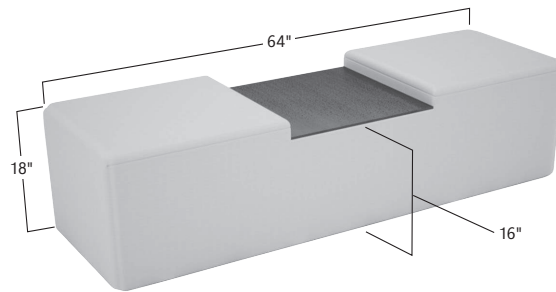
**OPTIONS**

Add upcharge to list price and code to model number

FR	CAL 133 (TB 133) Fire Retardant per yard	\$90/yd.
MB-1	Moisture Barrier single seat	\$90
TABF(-)	Fixed Tablet (specify blade or outside(L/R), shape D, B)	\$370

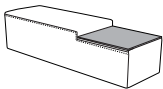
2FO	Two Fabric Option	\$98
TF1	Tufting - one seat	\$189
SST	Solid Surface	CALL
LAM5	Non-standard laminate (5 tablets or less)	\$250 ea. tablet

DIMENSIONS	2 seat bench w/ online end table (Laminate Top)	2 seat bench w/ online middle table (Laminate Top)
Overall Width:	64"	64"
Overall Depth:	20"	20"
Seat Height:	18"	18"
Table Height:	16"	16"
Qty./Wt. per carton:	1 ea./30 lbs.	1 ea./35 lbs.



2 SEAT BENCH W/ LAMINATED TOP ONLINE CENTER TABLE

## MODEL / DESCRIPTION / LIST PRICING

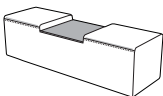


**7421-L** 2 Seat Bench w/ Laminate Top Online Table (Left or Right end) COM Yardage: 4.5 Yds. / Seat: 1.5 Yds. / Base: 3 Yds.

COM	GR1	GR2	GR3	GR4	GR5	GR6	GR7	GR8	GR9	GR10	LEA
\$2091	\$2236	\$2326	\$2419	\$2515	\$2616	\$2721	\$2830	\$2942	\$3060	\$3182	\$3762

**7421-W** 2 Seat Bench w/ Wood Veneer Top Online Table (Left or Right end) COM Yardage: 4.5 Yds. / Seat: 1.5 Yds. / Base: 3 Yds.

COM	GR1	GR2	GR3	GR4	GR5	GR6	GR7	GR8	GR9	GR10	LEA
\$2194	\$2348	\$2443	\$2541	\$2642	\$2747	\$2857	\$2971	\$3090	\$3214	\$3342	\$3950



**7422-L** 2 Seat Bench w/ Laminate Top Online Table COM Yardage: 4 Yds. / Seat: 1 Yds. / Base: 3 Yds.

COM	GR1	GR2	GR3	GR4	GR5	GR6	GR7	GR8	GR9	GR10	LEA
\$2091	\$2236	\$2326	\$2419	\$2515	\$2616	\$2721	\$2830	\$2942	\$3060	\$3182	\$3762

**7422-W** 2 Seat Bench w/ Wood Veneer Top Online Table COM Yardage: 4 Yds. / Seat: 1 Yds. / Base: 3 Yds.

COM	GR1	GR2	GR3	GR4	GR5	GR6	GR7	GR8	GR9	GR10	LEA
\$2194	\$2348	\$2443	\$2541	\$2642	\$2747	\$2857	\$2971	\$3090	\$3214	\$3342	\$3950



2 SEAT BENCH W/ LAMINATE  
TOP ONLINE TABLE

NOTE: Edge: GR 2B or 3A available only 3 mm PVC



## OPTIONS

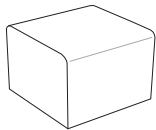
Add upcharge to list price and code to model number

FR	CAL 133 (TB 133) Fire Retardant per yard	\$90/yd.
MB-2	Moisture Barrier two seat	\$180
TABF-( )	Fixed Tablet (specify blade or outside(L/R), shape D, B)	\$370
2FO	Two Fabric Option	\$98

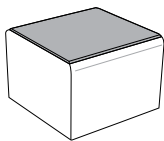
TF2	Tufting - two seat	\$340
SST	Solid Surface	CALL
LAM5	Non-standard laminate (5 tablets or less)	\$250 ea. tablet

DIMENSIONS	Online Solid Table	Upholstered Online Table w/ Laminate Top
Overall Width:	20"	20"
Overall Depth:	20"	20"
Overall Height:	16"	16"
Qty./Wt. per carton:	1 ea./35 lbs.	1 ea./40 lbs.


 ONLINE SOLID TABLE  
 W/ 2 LAMINATE OPTION PROFILE

 UPHOLSTERED ONLINE TABLE  
 W/ LAMINATE TOP

**MODEL / DESCRIPTION / LIST PRICING**

**7423** Online Solid Laminated Table (Cube Type)

 LAMINATE  
 \$1313

 ONLINE SOLID TABLE  
 W/ 2 LAMINATE OPTION

**7424-L** Upholstered Online Table w/ Laminate Top

COM Yardage: 1.5 Yds. / Base: 1.5 Yds.

COM	GR1	GR2	GR3	GR4	GR5	GR6	GR7	GR8	GR9	GR10	LEA
\$1454	\$1557	\$1619	\$1683	\$1752	\$1821	\$1893	\$1969	\$2048	\$2130	\$2215	\$2618

**7424-W** Upholstered Online Table w/ Wood Veneer Top

COM Yardage: 1.5 Yds. / Base: 1.5 Yds.

COM	GR1	GR2	GR3	GR4	GR5	GR6	GR7	GR8	GR9	GR10	LEA
\$1527	\$1635	\$1700	\$1769	\$1839	\$1912	\$1989	\$2069	\$2152	\$2238	\$2327	\$2750

NOTE: Edge: GR 2B or 3A available only 3 mm PVC

NOTE: Flat ganging brackets attaching units to tables may be used.


**OPTIONS**

Add upcharge to list price and code to model number

FR	CAL 133 (TB 133) Fire Retardant per yard	\$90/yd.
2LC	Two Laminate Option	\$125

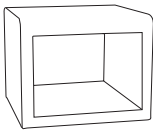
SST	Solid Surface	CALL
-----	---------------	------

DIMENSIONS	Online Open End Table
Overall Width:	20"
Overall Depth:	20"
Overall Height:	16"
Qty./Wt. per carton:	1 ea./30 lbs.



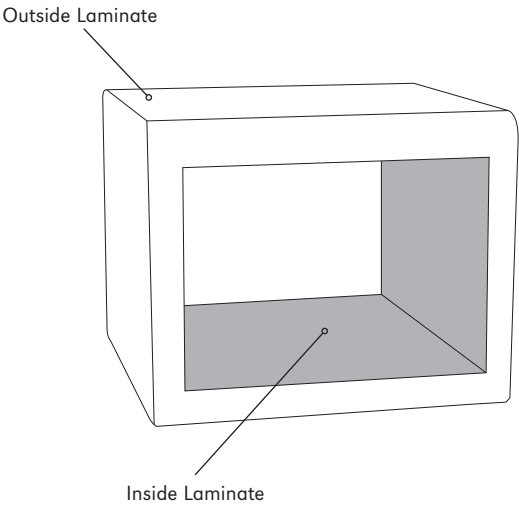

ONLINE OPEN END TABLE

**MODEL / DESCRIPTION / LIST PRICING**



**7425** Online Open End Table

**LAMINATE**  
\$1820



ONLINE OPEN END TABLE  
W/ 2 LAMINATE PLACEMENT OPTION


NOTE: Flat ganging brackets may be used to attach units to tables.

**OPTIONS**

Add upcharge to list price and code to model number

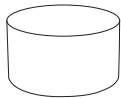
2LC	Two Laminate Option	\$125
-----	---------------------	-------

DIMENSIONS	24" dia. round table
Overall Width:	24"
Overall Depth:	24"
Overall Height:	16"
Qty./Wt. per carton:	1 ea./30 lbs.



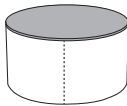
24" DIA ROUND TABLE

## MODEL / DESCRIPTION / LIST PRICING


**7426** 24" Round Laminate Table

LAMINATE  
\$1136

NOTE: Laminate cylinder tables have factory installed tap-in glides.


**7427-L** 24" Round Upholstered Table w/ Laminate Top

COM Yardage: 1.5 Yds. / Base: 1.5 Yds.

COM	GR1	GR2	GR3	GR4	GR5	GR6	GR7	GR8	GR9	GR10	LEA
\$1583	\$1693	\$1761	\$1832	\$1905	\$1982	\$2061	\$2144	\$2229	\$2318	\$2410	\$2849

**7427-W** 24" Round Upholstered Table w/ Wood Veneer Top

COM Yardage: 1.5 Yds. / Base: 1.5 Yds.

COM	GR1	GR2	GR3	GR4	GR5	GR6	GR7	GR8	GR9	GR10	LEA
\$1662	\$1779	\$1850	\$1924	\$2001	\$2081	\$2164	\$2250	\$2340	\$2435	\$2532	\$2992

NOTE: Edge: GR 2B or 3A available only 3 mm PVC

## OPTIONS

Add upcharge to list price and code to model number

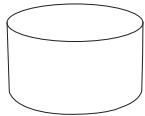
FR	CAL 133 (TB 133) Fire Retardant per yard	\$90/yd.
2LC	Two Laminate Option	\$125

SST	Solid Surface	CALL
AGP	Adjustable Poly Glides (Laminate Cylinder Table)	\$60

DIMENSIONS	30" dia. round table
Overall Width:	30"
Overall Depth:	30"
Overall Height:	16"
Qty./Wt. per carton:	1 ea./35 lbs.


 30" DIA ROUND  
 UPHOLSTERED TABLE  
 WITH LAMINATE TOP

## MODEL / DESCRIPTION / LIST PRICING

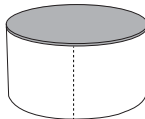

**7428** 30" Round Laminate Table

LAMINATE  
\$1317



30" DIA ROUND TABLE

NOTE: Laminate cylinder tables have factory installed tap-in glides.


**7429-L** 30" Round Upholstered Table w/ Laminate Top

COM Yardage: 1.75 Yds. / Base: 1.75 Yds.

COM	GR1	GR2	GR3	GR4	GR5	GR6	GR7	GR8	GR9	GR10	LEA
\$1636	\$1752	\$1821	\$1894	\$1970	\$2049	\$2130	\$2216	\$2304	\$2397	\$2493	\$2946

**7429-W** 30" Round Upholstered Table w/ Wood Veneer Top

COM Yardage: 1.75 Yds. / Base: 1.75 Yds.

COM	GR1	GR2	GR3	GR4	GR5	GR6	GR7	GR8	GR9	GR10	LEA
\$1700	\$1819	\$1891	\$1966	\$2046	\$2128	\$2213	\$2301	\$2394	\$2490	\$2589	\$3060

NOTE: Edge: GR 2B or 3A available only 3 mm PVC


## OPTIONS

Add upcharge to list price and code to model number

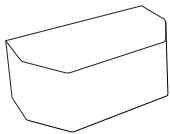
FR	CAL 133 (TB 133) Fire Retardant per yard	\$90/yd.
2LC	Two Laminate Option	\$125

SST	Solid Surface	CALL
AGP	Adjustable Poly Glides (Laminate Cylinder Table)	\$60

DIMENSIONS	Laminate End Unit	Upholstered End Unit w/ Laminate Top
Overall Width:	41"	41"
Overall Depth:	20"	20"
Overall Height:	16"	16"
Qty./Wt. per carton:	1 ea./35 lbs.	1 ea./40 lbs.


 UPHOLSTERED BOTTOM END UNIT  
 W/ LAMINATE TOP

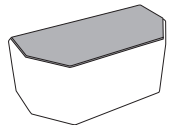
## MODEL / DESCRIPTION / LIST PRICING


**7430** Laminate End Unit

LAMINATE  
\$1754



LAMINATE END UNIT


**7431-L** Upholstered End Unit w/ Laminate Top

COM Yardage: 2 Yds.

COM	GR1	GR2	GR3	GR4	GR5	GR6	GR7	GR8	GR9	GR10	LEA
\$1860	\$1990	\$2069	\$2153	\$2238	\$2328	\$2421	\$2518	\$2618	\$2723	\$2832	\$3347

**7431-W** Upholstered End Unit w/ Wood Veneer Top

COM Yardage: 2 Yds.

COM	GR1	GR2	GR3	GR4	GR5	GR6	GR7	GR8	GR9	GR10	LEA
\$1953	\$2091	\$2173	\$2261	\$2350	\$2445	\$2543	\$2644	\$2749	\$2859	\$2975	\$3515

NOTE: Edge: GR 2B or 3A available only 3 mm PVC

## OPTIONS

Add upcharge to list price and code to model number

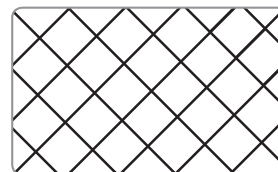

FR	CAL 133 (TB 133) Fire Retardant per yard	\$90/yd.
2LC	Two Laminate Option	\$125

SST	Solid Surface	CALL
-----	---------------	------


## TUFTING

### Choose from 2 Tufting Designs:

Tufting for all lounge, ottoman and bench series are available in 2 designs.  
Please specify Square or Diamond tufting when ordering.



diamond



square

Tufting available only for the following models:

**Tabourets:** 7401, 7402, 7403, 7404, 7405

**L-1 Corner** 7412

**Two Seat Benches:** 7406, 7407

**L-2 Corner** 7413


**Three Seat Benches:** 7408, 7409

**90° Square Corner** 7419


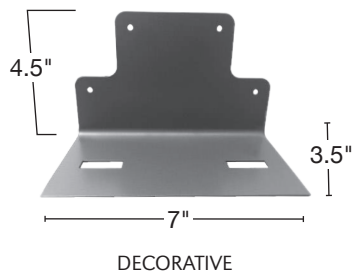
**End Unit** 7411

**Straight Unit w/ Online Tables:** 7420, 7421, 7422






3 - CONNOS 2 SEAT BENCH W/ 2 SETS OF DECORATIVE GANGING BRACKETS



DECORATIVE GANGING  
INSTALLED WITH 1.75" GLIDES



DECORATIVE GANGING DETAIL



1 Ganging Kit includes 2 brackets and 2 sets of screws  
(to be installed in the field)

Decorative ganging brackets available only for the following models:

**Two Seat Benches:**  
7406, 7407

**Three Seat Benches:**  
7408, 7409

**Star** 7410

**End Units:**  
7411, 7431

**L-1 Corner** 7412

**L-2 Corner** 7413

**90° Round Corner** 7418

**90° Square Corner** 7419

**Benches w/ Online Tables:**  
7420, 7421, 7422

- NOTES:
- Decorative ganging or flat ganging brackets can be used for straight configurations.
  - Curved configurations use flat ganging brackets only.
  - One ganging bracket installed on each side of the unit.

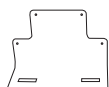
#### Ganging Bracket Finishing

Add a little color accent to any Decorative Ganging Bracket with 4 standard powder coat finishes or Polished Chrome. Other colors available at extra cost.

- **Brushed Aluminum**
- **Black Gloss**
- **Oiled Bronze**

- **White**
- **Polished Chrome**

#### MODEL / DESCRIPTION / LIST PRICING




**7432**

90° Decorative Ganging Bracket  
\$98/pair

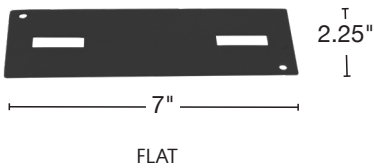


**7432-P**

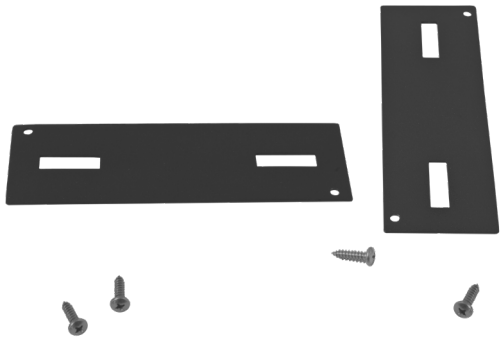
90° Decorative Ganging Bracket - Polished Chrome  
\$177/pair



2 - CONNOS 2 SEAT BENCH W/ 1 SET OF FLAT GANGING BRACKETS



FLAT GANGING WITH 1.75" GLIDES




1 Ganging Kit includes 2 flat brackets and 2 sets of screws  
(to be installed in the field)

NOTE: Flat ganging brackets are used on curved configurations.



FLAT GANGING DETAIL WITH GLIDES



WITHOUT GANGING

**Flat ganging is available for all models  
in standard black powder coat color.**

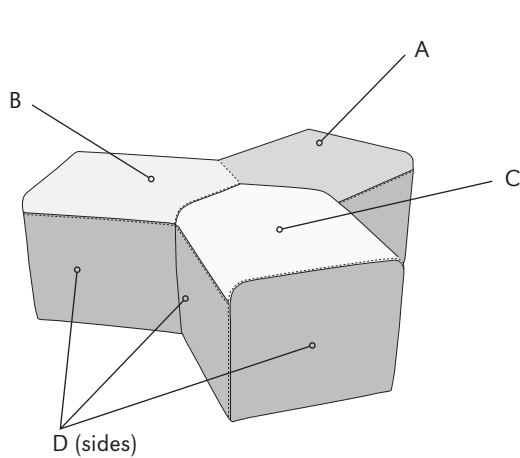
**MODEL / DESCRIPTION / LIST PRICING**



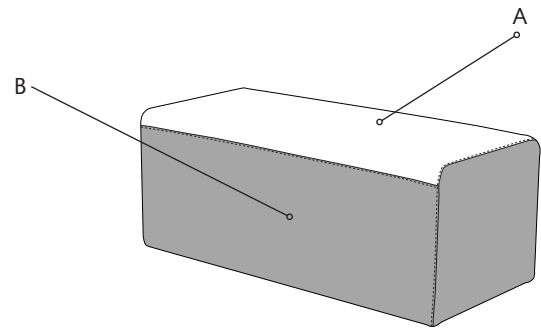
**7433**

Flat Ganging Bracket  
\$58/pair

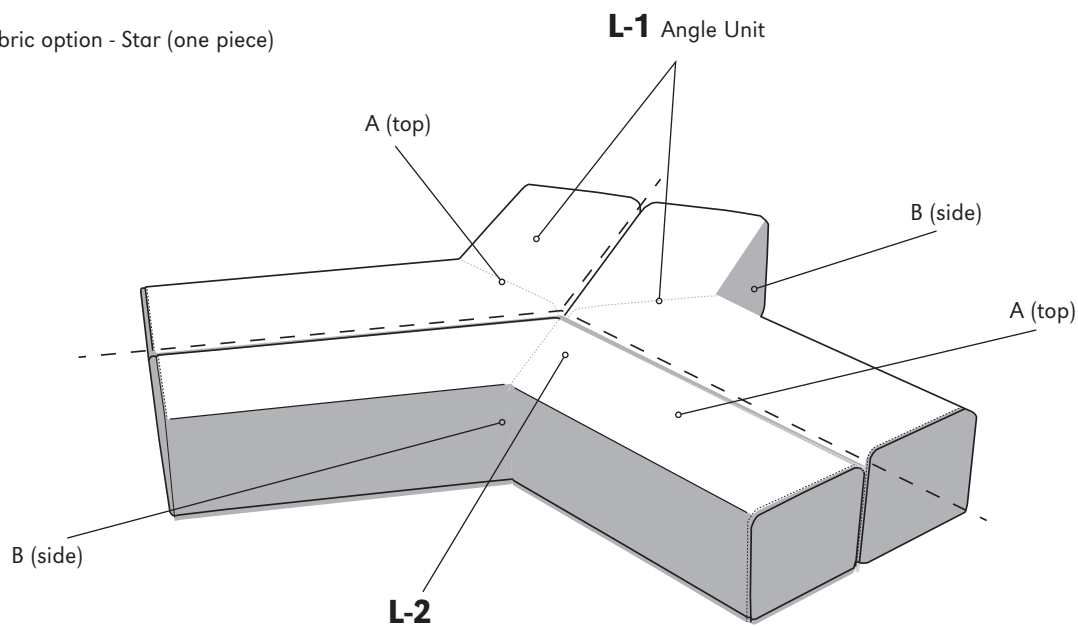
Choose from the following fabric options:



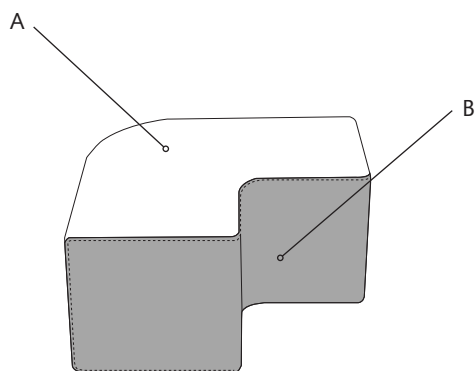
4 Fabric option - Star (one piece)



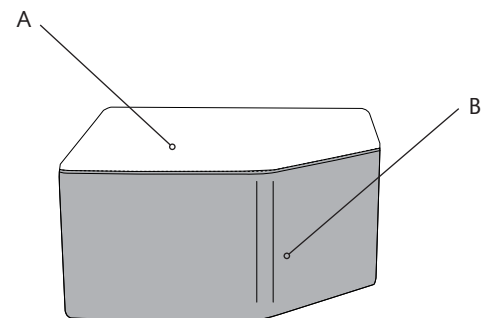
2 Fabric option - Bench



2 Fabric option - Star Grande - **L-1** Angle Unit and **L-2** Angle Unit (3-pieces)



2 Fabric option - 90° Round Corner



2 Fabric option - Square Corner



SQUARE TABOURET



TWO SEAT BENCH



THREE SEAT BENCH



90° SQUARE CORNER



90° ROUND CORNER



30° ARC




45° ARC



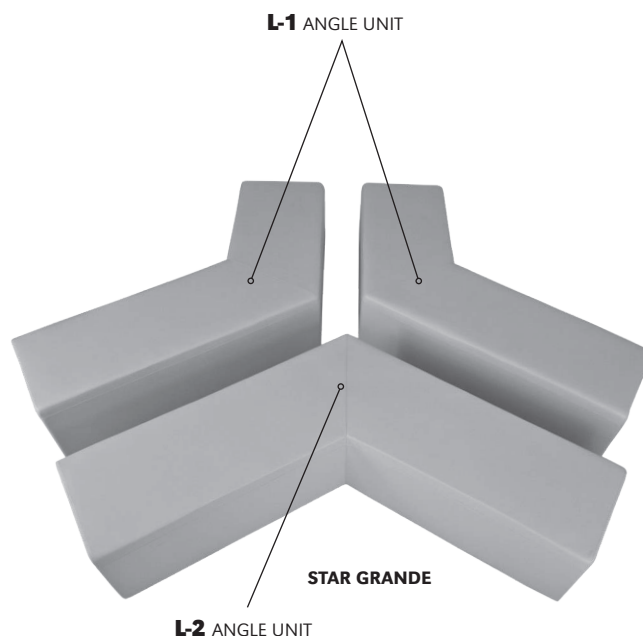
60° ARC



90° ARC



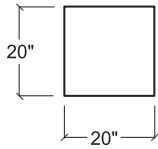
**STAR**  
(one piece construction)



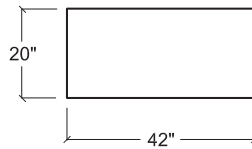
**L-1** ANGLE UNIT

**L-2** ANGLE UNIT

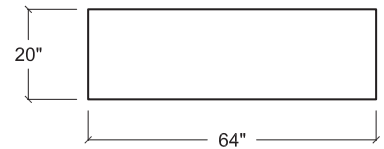
**STAR GRANDE**



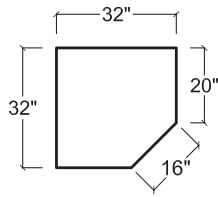
SQUARE TABOURET



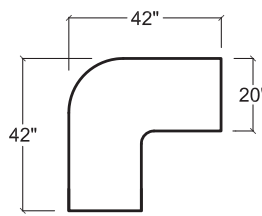
TWO SEAT BENCH



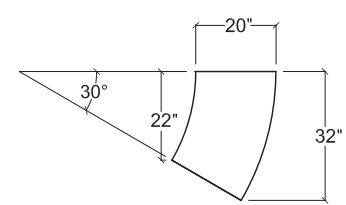
THREE SEAT BENCH



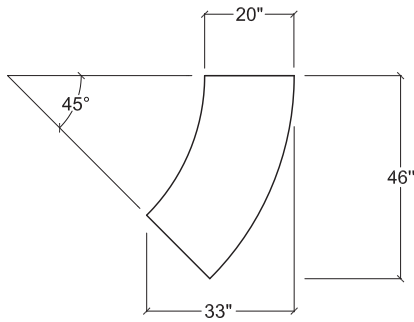
90° SQUARE CORNER



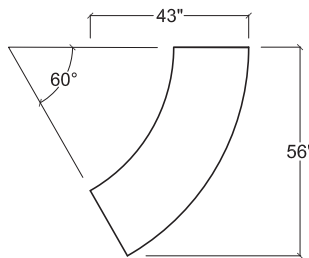
90° ROUND CORNER



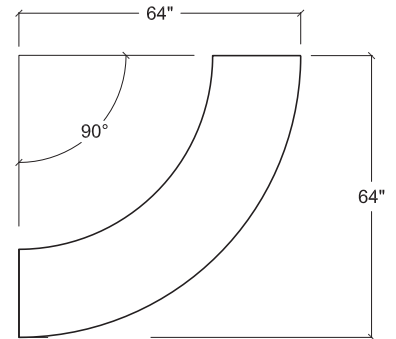
30° ARC



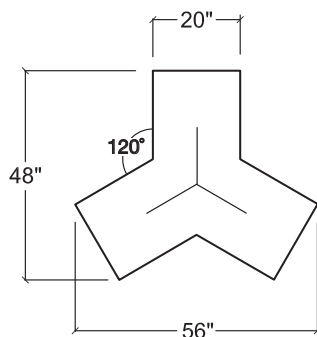
45° ARC



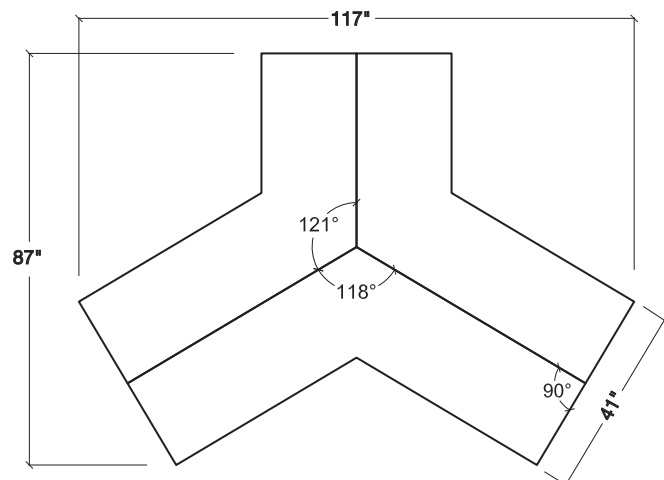
60° ARC



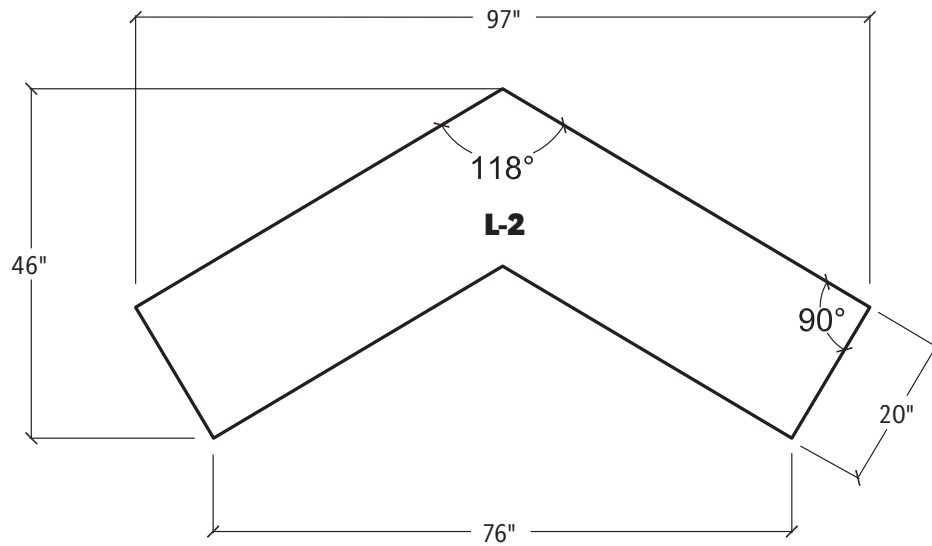
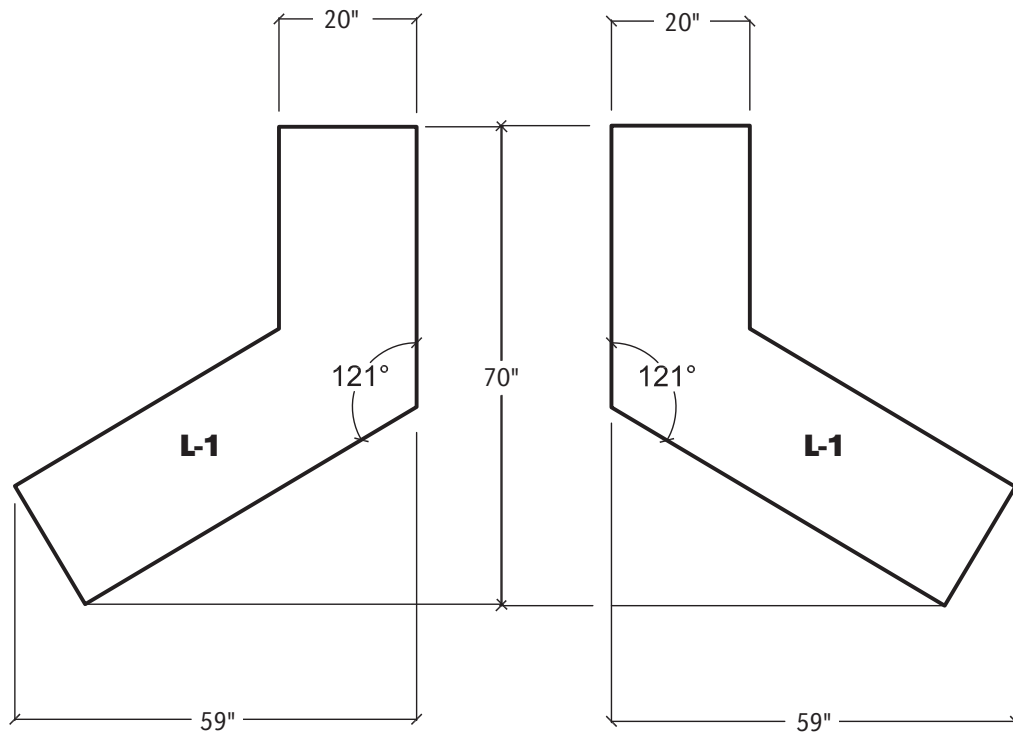
90° ARC



STAR



STAR GRANDE

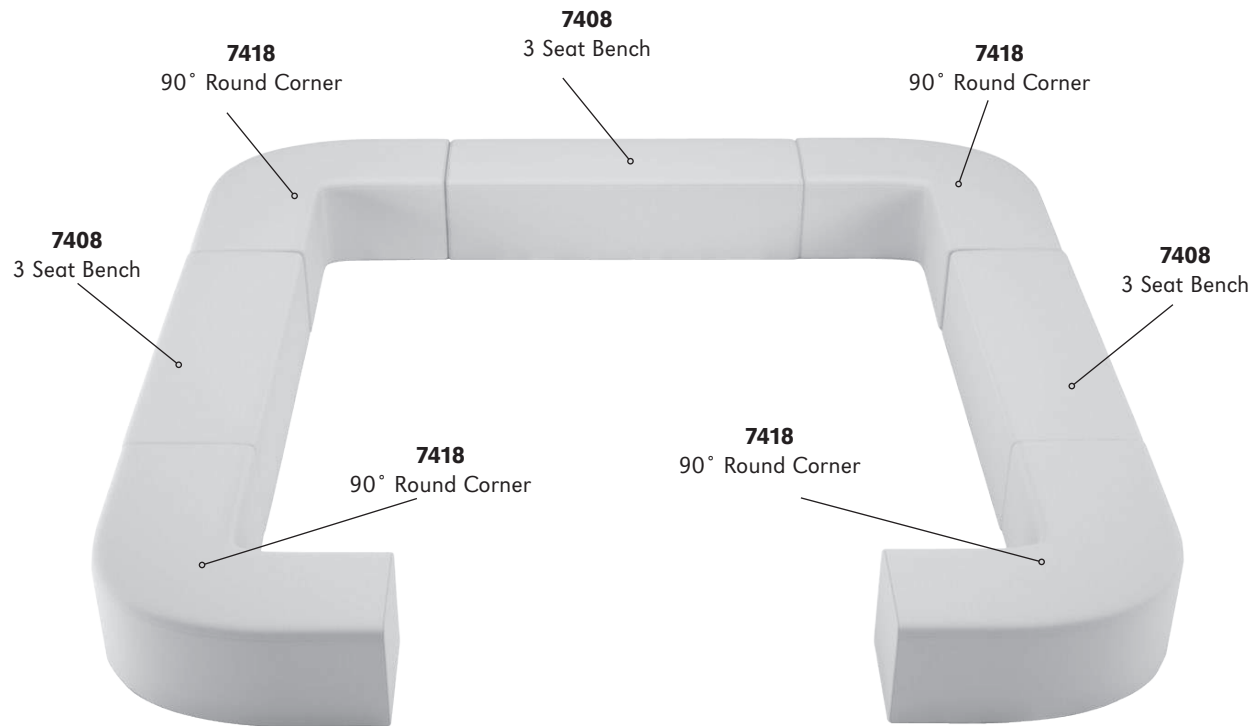


**STAR GRANDE**

Note 1: The three illustrated components above are required for the Star Grande configuration.

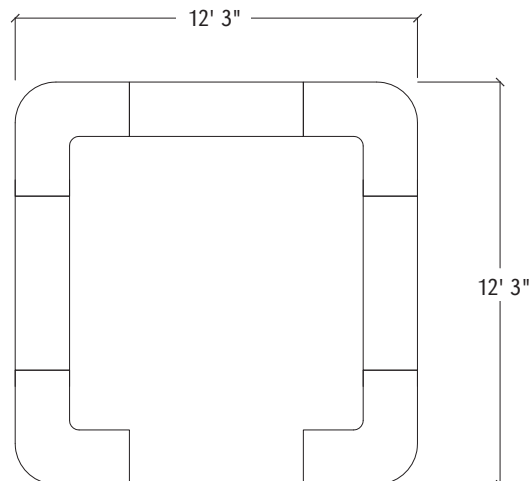
Note 2: For Star Grande overall dimensions please see previous page.

**"C" CONFIGURATION**

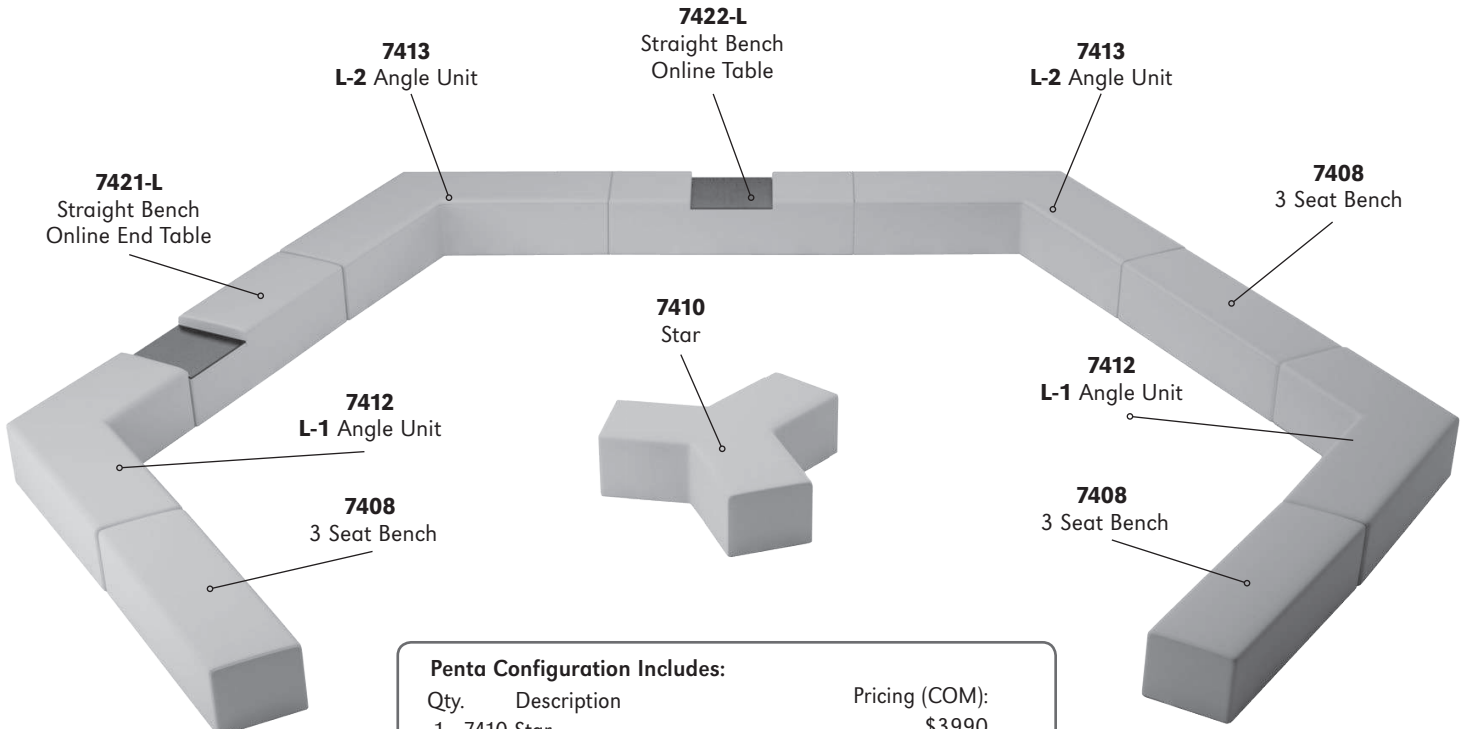


**"C" Configuration Includes:**

Qty.	Description	Pricing (COM):
4 -	7418 90° Round Corner	\$7098
3 -	7408 3 Seat Bench	\$5131
6 -	7433 Flat Ganging Sets	\$347
		<hr/>
		\$12576 list



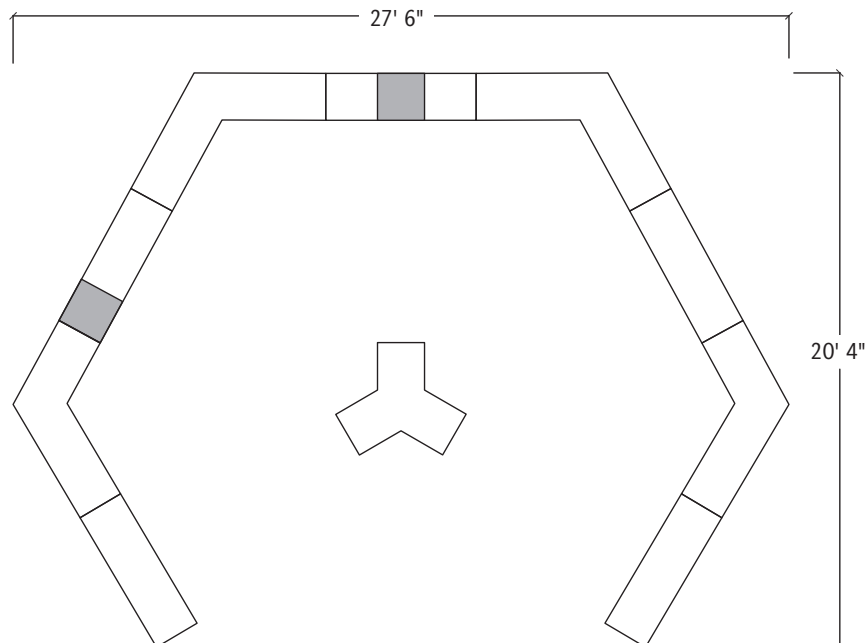
**"PENTA" CONFIGURATION**



**Penta Configuration Includes:**

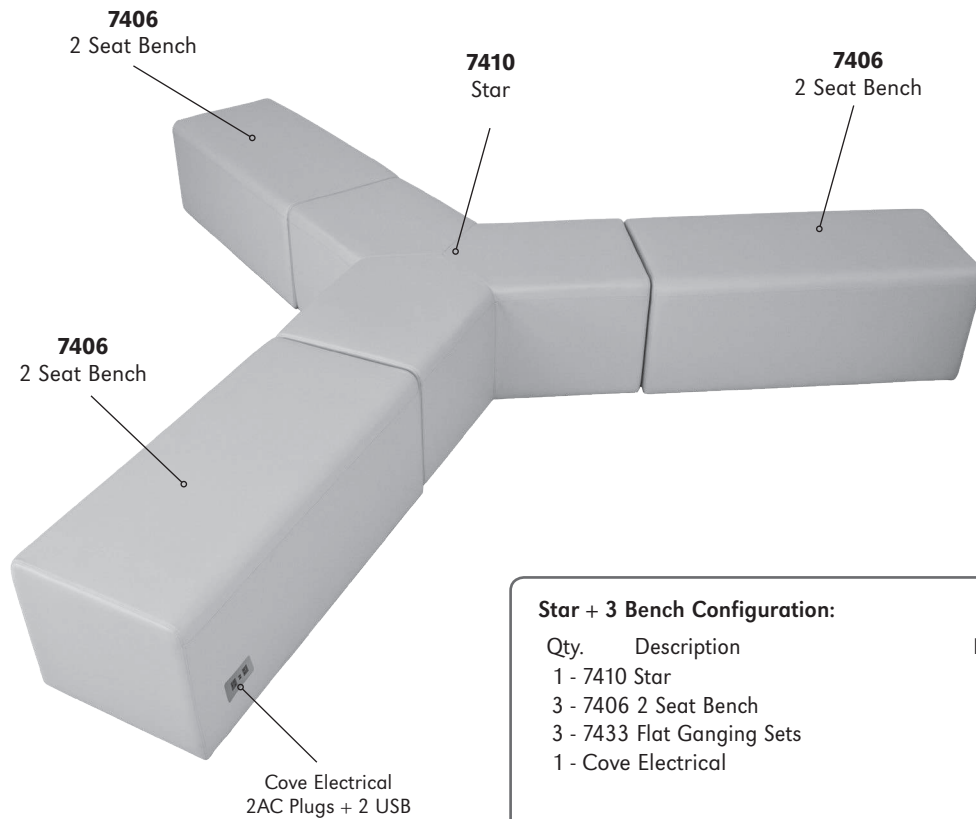
Qty.	Description	Pricing (COM):
1	7410 Star	\$3990
3	7408 3 Seat Bench	\$5131
1	7421-L 3 Straight Bench Online Table	\$3188
1	7422-L 3 Straight Bench Online Table	\$2091
2	7412 L-1 Corner	\$6377
2	7413 L-2 Corner	\$7608
8	7433 Flat Ganging Sets	\$462
		<u>\$28847</u> list

Note: Star can be replaced with the larger Star Grande or any other choices from our selection of furniture.



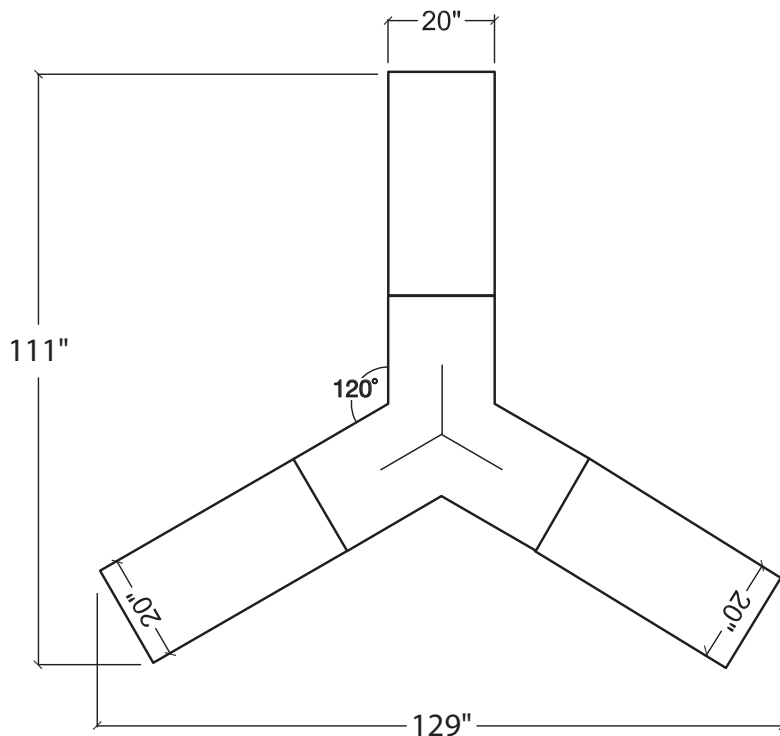


**STAR BENCHING CONFIGURATION**




**Star + 3 Bench Configuration:**

Qty.	Description	Pricing (COM):
1	7410 Star	\$3990
3	7406 2 Seat Bench	\$4320
3	7433 Flat Ganging Sets	\$173
1	Cove Electrical	\$509
		<hr/> \$8992 list



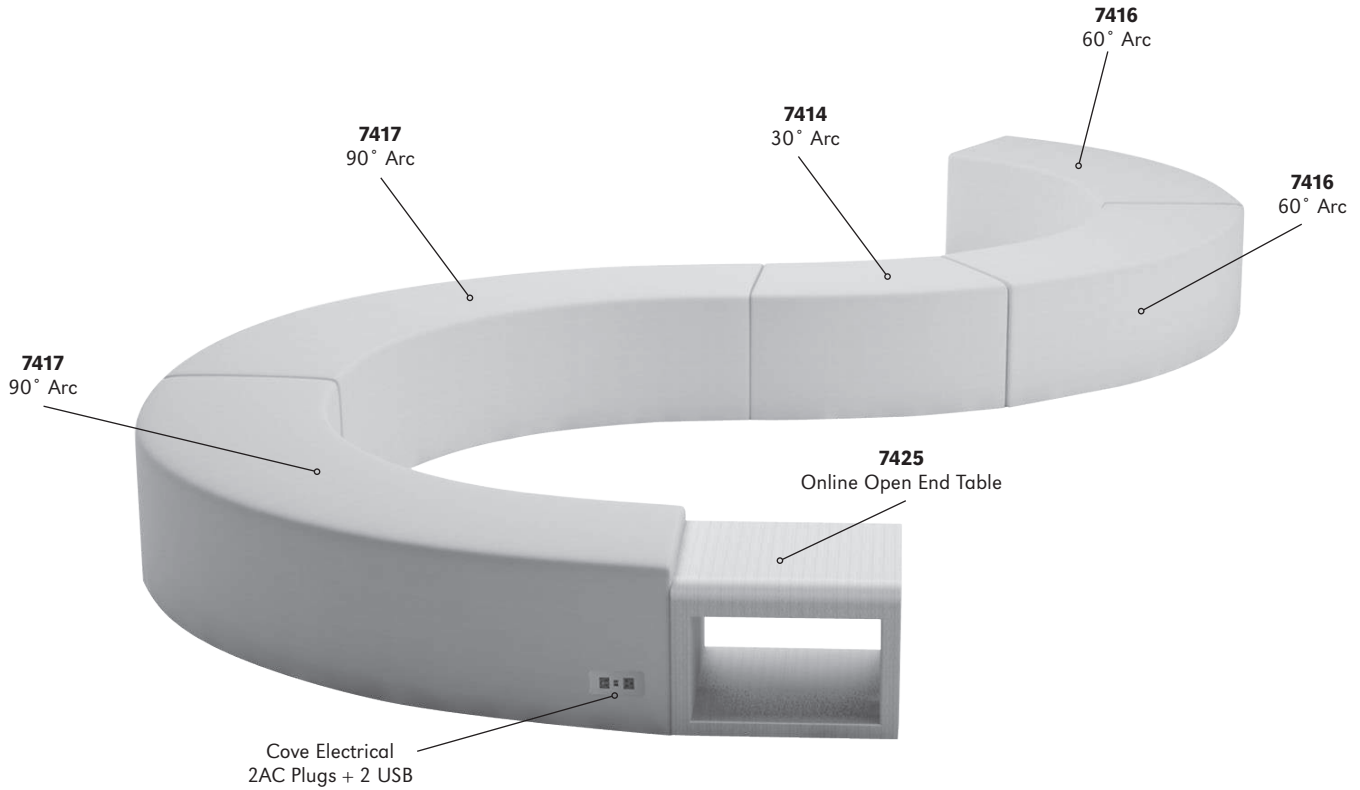
**STAR WITH 3 BENCH CONFIGURATION**



**Star (one piece construction)**

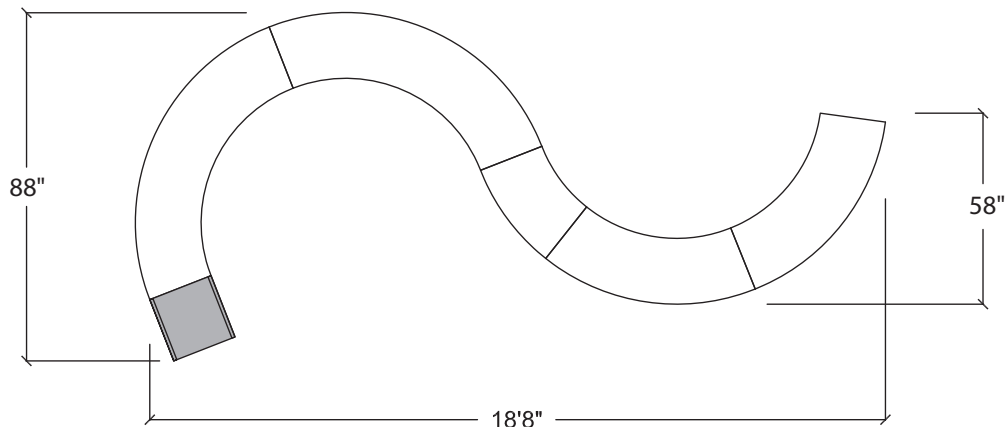
Qty.	Description	Pricing (COM):
1	7410 Star	\$3661

**SERPENTINE WITH ONLINE OPEN END TABLE**

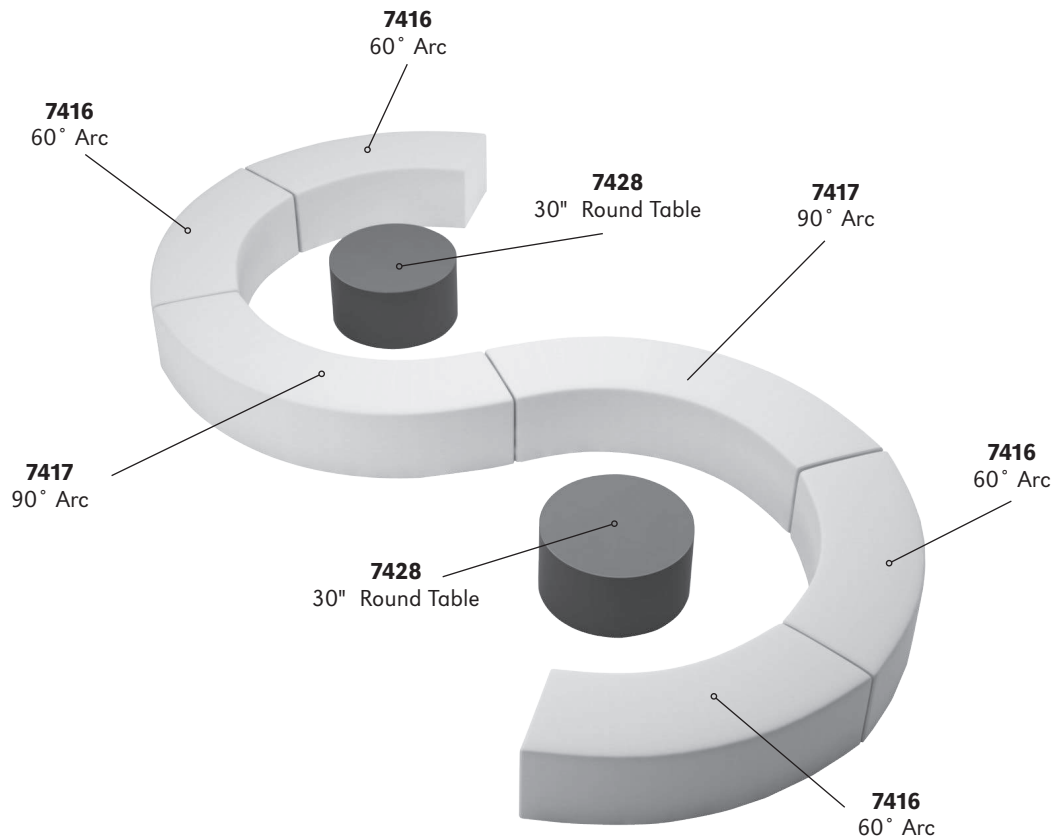


**Serpentine Configuration with Online Open End Table:**

Qty.	Description	Pricing (COM):
2 -	7417 90° Arc	\$3747
2 -	7416 60° Arc	\$3209
1 -	7414 30° Arc	\$1024
1 -	7425 Online Open End Table	\$1820
1 -	Cove Electrical	\$509
5 -	Flat Ganging Sets	\$289
		<hr/>
		\$10598 list

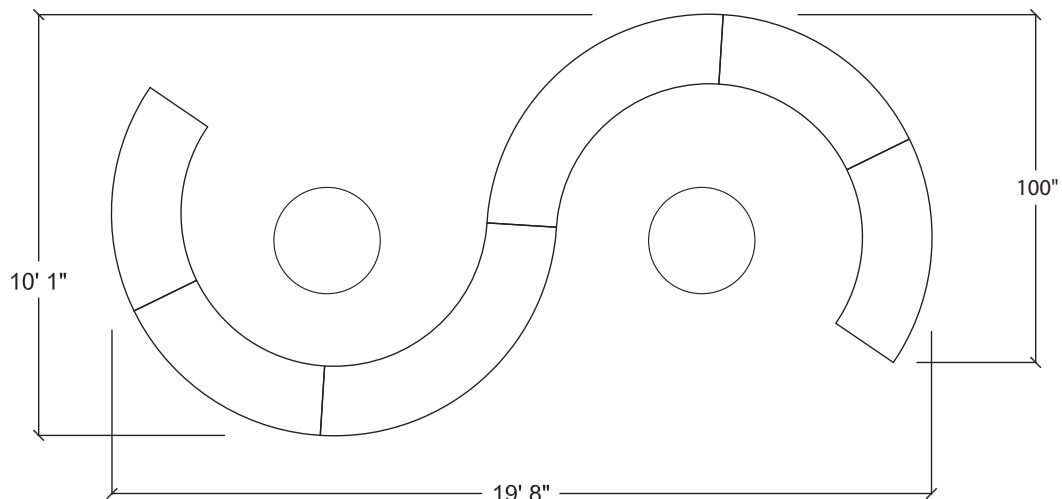


**SERPENTINE CONFIGURATION**

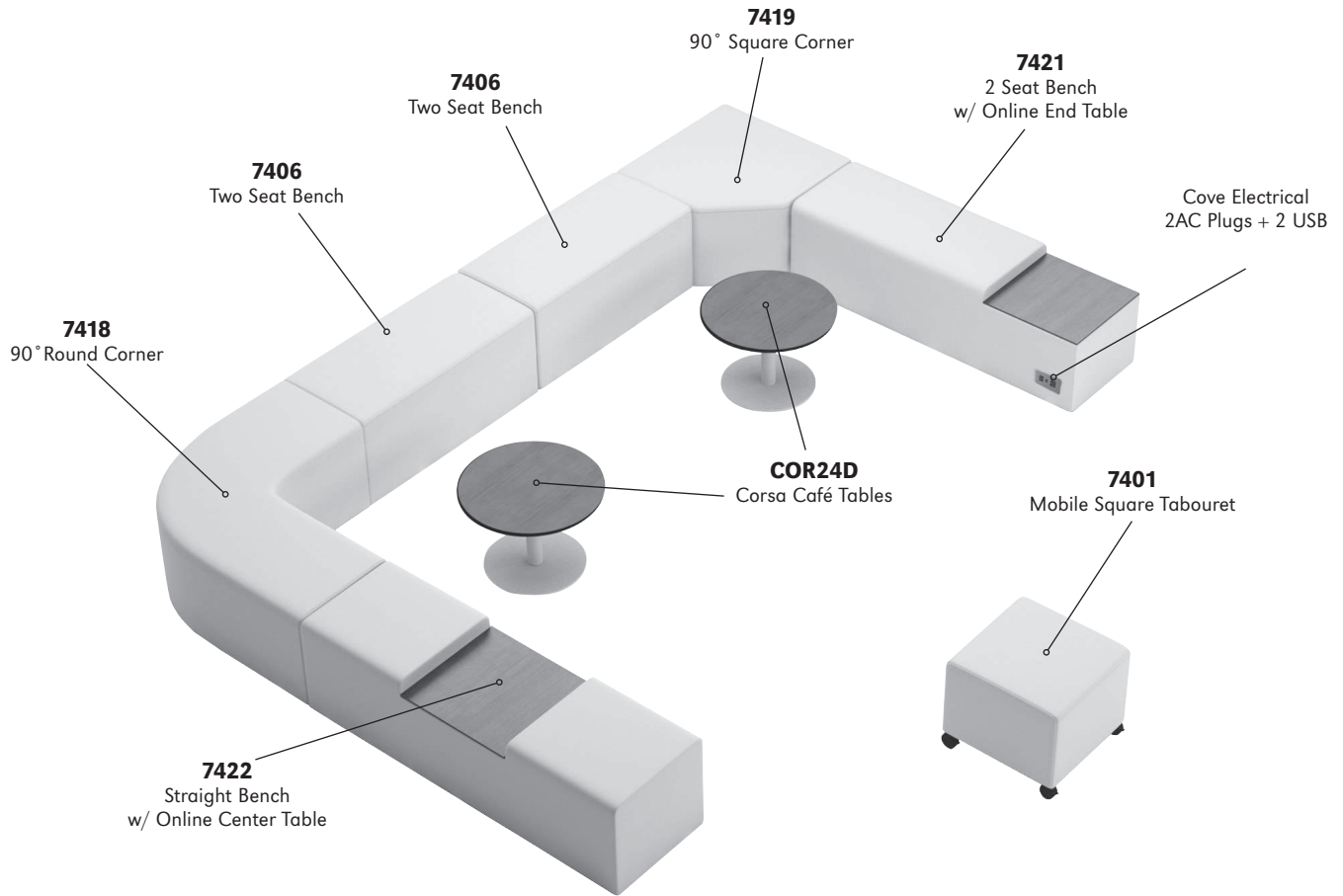


**"S" Configuration with Round Tables Includes:**

Qty.	Description	Pricing (COM):
2	- 7417 90° Arc	\$3747
2	- 7428 30" Round Table	\$2633
4	- 7416 60° Arc	\$6418
5	- 7433 Flat Ganging Sets	\$289
		<hr/>
		\$13087 list

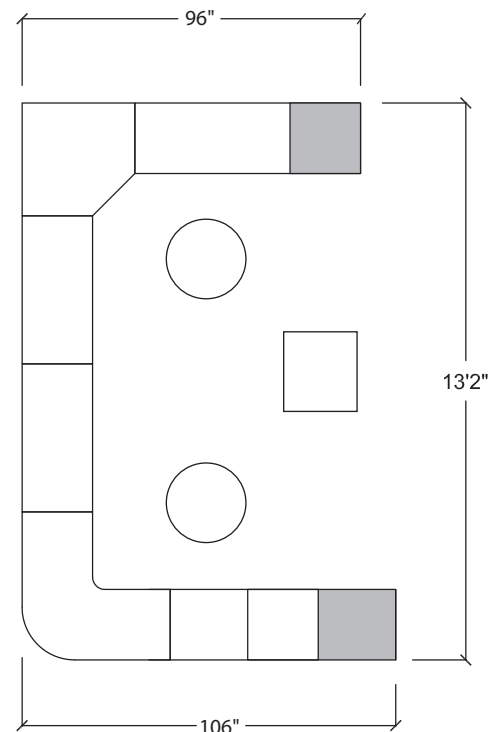


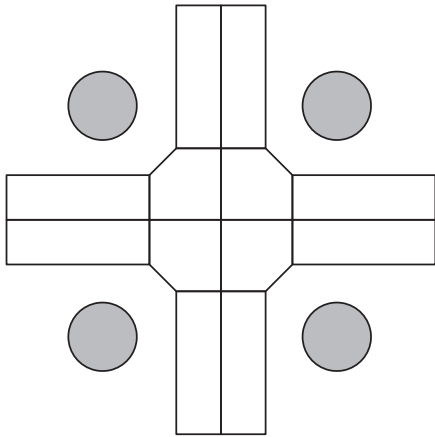
**"U" CONFIGURATION WITH ONLINE TABLES**



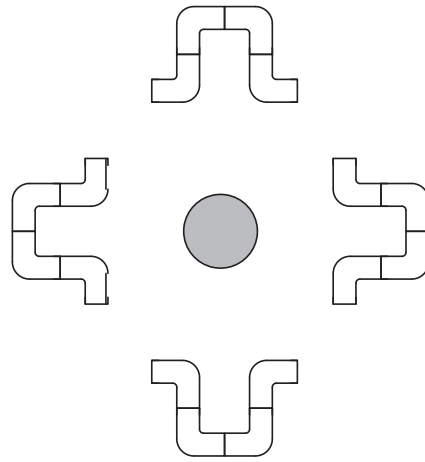
**"U"- Configuration with online tables Include:**

Qty.	Description	Pricing (COM):
2 -	7406 Two Seat Bench	\$2880
1 -	7418 90° Round Corner	\$1775
1 -	7419 90° Square Corner	\$1705
1 -	7421 Straight Bench w/ Online Table	\$2194
1 -	7422 Straight Bench w/ Online Center Table	\$2194
1 -	7401 Square Tabouret on Casters	\$1065
2 -	COR24D Corsa Café Tables - Wood Veneer	\$2215
1 -	Cove Electrical 2 AC Plugs + 2 USB	\$509
5 -	7433 Flat Ganging Sets	\$289
		<hr/>
		\$14826 list

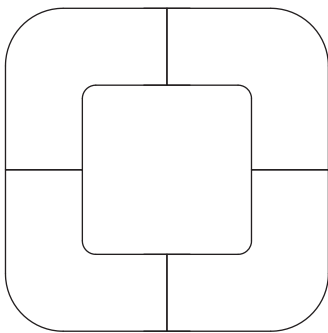




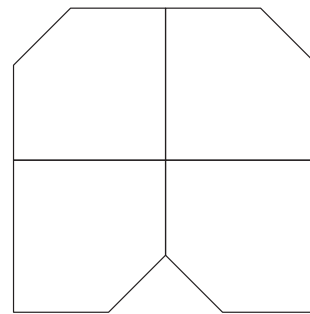
CROSS CORNER CLUSTER



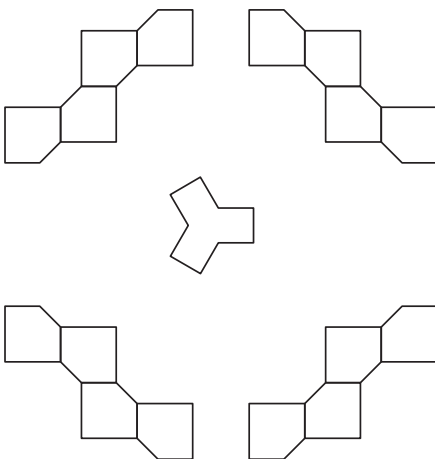
CLUSTER UNITS



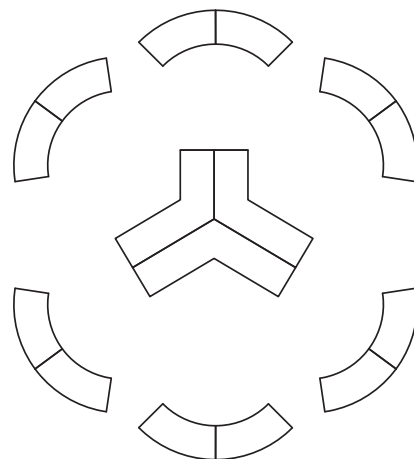
SQUARE CLUSTER



HORSE SHOE CLUSTER



HONEYCOMB CLUSTER



COLLABORATIVE CLUSTER

## Connos Collaborative Seating Arrangement



2 seat benches shown with optional decorative ganging




mobile tabouret with straight  
tablet arm and casters

mobile tabouret with diagonal  
tablet arm and casters

tabouret


## Connos Benches and Online Tables



2 TWO SEAT BENCHES WITH SOLID ONLINE TABLE



2 TWO SEAT BENCHES WITH OPEN END ONLINE TABLE



2 TWO SEAT BENCHES WITH OPEN END ONLINE TABLE AND SOLID END TABLE

NOTE: Flat ganging brackets may be used to attach units to tables.



### CORSA TABLE OF CONTENTS

Corsa Cafe.....	2
Corsa Conferece.....	5
Corsa Occasional.....	7



## CORSA SERIES

Corsa Series has a round stainless steel base with a 3" diameter brushed stainless steel column. Corsa is an ERG economically priced offering.



CORSA WITH KRYSTALCAST® TOP



CORSA LAMINATE TOP

## STAINLESS STEEL

### ORDER INFORMATION

- |                 |                               |
|-----------------|-------------------------------|
| 1) Series Name  | 6) Laminate Selection and No. |
| 2) Model Number | 7) Edge Style Code and Color  |
| 3) Size         | 8) Wood Species               |
| 4) Quantity     | 9) Wood Stain Color           |
| 5) Base Finish  | 10) Optional Items            |

### CORSA CAFÉ BASE SPECIFICATIONS

#### Corsa Base

<b>Table Height</b>	Table height is 29" to 30" depending on table top specified. Bar Height table is 42".
<b>Column</b>	3" diameter stainless steel #201.
<b>Base</b>	Brushed stainless steel #201 finish. Base spreads are 17", 22" or 28"
<b>Glides</b>	Adjustable glides
<b>Assembly</b>	Base mounts to tabletop with 1/4-20 x 1" machine screws into metal inserts in top. NO WOOD SCREWS ARE USED.
<b>Plate</b>	10" x 10" square • 12" X 12" square 14" X 14" square • 24" x 24" square

### TABLE TOP SPECIFICATIONS

#### Table Tops

Table top core is CARB Phase I & Phase II Compliant. Laminate, wood veneer and phenolic backing are glued with water based adhesives.

### FINISHES

#### Table Base

Brushed stainless steel #201 finish is standard. Optional powder coat colors are available.

#### Laminate/Veneer Selections

ERG offers over 1000 standard laminate choices from Nevamar, Wilsonart, Formica and Pionite. Wood veneer is available in transparent stain colors - custom stain matching available.

#### Special Edge Note:

Square tables using PVC T-edge will have a 2" radius on all corners. When ganging or butting tables together, ERG recommends using 3MM flat edge or flat wood edge.

### OPTIONS

- CODE: SF - Powder Coat finish in choice of standard powder coat colors.
- PC-CO: - Polished Chrome Finish
- CODE: FLIP-X - Flip Top per Corsa base
- CODE: GD - Ganging
- CODE: STH - Special Table Height, for any table height other than 29" or bar-height
- CODE: ULW - Ultra Lightweight Top
- CODE: RAD - Radius Corners for 3MM Edge
- CODE: FTBH - Flip top support bar for rectangular bar height tables.  
(Maximum table top size 30x72)

**MODEL / DESCRIPTION / LIST PRICING**

**CORSA | CAFÉ | ROUND | STAINLESS STEEL BASE**



Model Number	Table Top Size	Shpg. Wght.	Base Spread	LAMINATE TOP ASSORTED EDGES							VENEER TOP	
				GRP 1	GRP 2	GRP 3	GRP 4	GRP 5	GRP 6	GRP 7	GRP 8	GRP 9
COR24D	24" Dia.	32	17"	\$489	\$500	\$576	\$642	\$772	\$881	\$1014	\$1152	\$1307
COR30D	30" Dia.	43	22"	\$580	\$594	\$695	\$783	\$956	\$1101	\$1274	\$1391	\$1543
COR36D	36" Dia.	53	22"	\$661	\$680	\$801	\$906	\$1116	\$1292	\$1500	\$1603	\$1755
COR42D	42" Dia.	72	22"	\$788	\$811	\$970	\$1107	\$1381	\$1609	\$1880	\$1940	\$2078
COR48D	48" Dia.	86	28"	\$1041	\$1067	\$1260	\$1426	\$1757	\$2032	\$2361	\$2520	\$2757
COR54D	54" Dia.	135	28"	\$1546	\$1857	\$2087	\$2284	\$2675	\$3003	\$3398	\$4045	\$4262
COR60D	60" Dia.	160	28"	\$1927	\$1964	\$2230	\$2457	\$2911	\$3291	\$3744	\$4388	\$4571

Note: 54" and 60" tables have 6" diameter column for stability.

**CORSA | CAFÉ | SQUARE | STAINLESS STEEL BASE**



Model Number	Table Top Size	Shpg. Wght.	Base Spread	LAMINATE TOP ASSORTED EDGES							VENEER TOP	
				GRP 1	GRP 2	GRP 3	GRP 4	GRP 5	GRP 6	GRP 7	GRP 8	GRP 9
COR24S	24" Sq.	40	17"	\$530	\$543	\$629	\$703	\$850	\$976	\$1121	\$1257	\$1415
COR2430S	24x30 Sq.	49	22"	\$572	\$585	\$686	\$774	\$946	\$1090	\$1263	\$1373	\$1519
COR30S	30" Sq.	54	22"	\$620	\$638	\$748	\$841	\$1031	\$1187	\$1377	\$1493	\$1650
COR36S	36" Sq.	67	22"	\$734	\$751	\$888	\$1007	\$1243	\$1439	\$1675	\$1780	\$1942
COR42S	42" Sq.	90	28"	\$1030	\$1054	\$1227	\$1377	\$1675	\$1923	\$2220	\$2455	\$2742
COR48S	48" Sq.	138	28"	\$1145	\$1175	\$1390	\$1574	\$1941	\$2248	\$2614	\$2780	\$3035

**OPTIONS**

Add upcharge to list price and code to model number

SF	Powder Coat finish - in standard colors	\$60 per base	ULW	Ultra Lightweight Top	\$190
STH	Special Table Height, other than 29" or 42"	\$150 per base	RAD	Radius Corners for 3MM Edge	\$200 per table
GD	Ganging per table	\$95	FLIP-X	Flip-Top per Corsa base (up to 42" top maximum)	\$125
PC-CO	Polished Chrome Finish	\$150 per base			

**MODEL / DESCRIPTION / LIST PRICING**
**CORSA | CAFÉ | RECTANGLE | STAINLESS STEEL BASE**
  
RECTANGLE

Model Number	Table Top Size	Shpg. Wght.	Base Spread	LAMINATE TOP ASSORTED EDGES							VENEER TOP	
				GRP 1	GRP 2	GRP 3	GRP 4	GRP 5	GRP 6	GRP 7	GRP 8	GRP 9
COR2448	24x48 Sq.	70	2-17"	\$823	\$839	\$967	\$1076	\$1295	\$1477	\$1695	\$1933	\$2199
COR2460	24x60 Sq.	79	2-17"	\$861	\$881	\$1024	\$1145	\$1388	\$1589	\$1832	\$2047	\$2300
COR3048	30x48 Sq.	79	2-17"	\$900	\$920	\$1061	\$1182	\$1421	\$1621	\$1863	\$2121	\$2408
COR3060	30x60 Sq.	90	2-17"	\$957	\$980	\$1140	\$1277	\$1551	\$1781	\$2054	\$2279	\$2550

Note: When optional base finish is required, please multiply upcharge by 2 for tables supported with an extra base.

**CORSA | BAR HEIGHT | ROUND | STAINLESS STEEL BASE**
  
ROUND

Model Number	Table Top Size	Shpg. Wght.	Base Spread	LAMINATE TOP ASSORTED EDGES							VENEER TOP	
				GRP 1	GRP 2	GRP 3	GRP 4	GRP 5	GRP 6	GRP 7	GRP 8	GRP 9
CORH24D	24" Dia.	40	17"	\$628	\$641	\$716	\$783	\$913	\$1022	\$1153	\$1433	\$1700
CORH30D	30" Dia.	55	22"	\$700	\$714	\$815	\$903	\$1076	\$1219	\$1393	\$1632	\$1878
CORH36D	36" Dia.	63	28"	\$859	\$876	\$998	\$1104	\$1312	\$1489	\$1698	\$1999	\$2308

**CORSA | BAR HEIGHT | SQUARE | STAINLESS STEEL BASE**
  
SQUARE

Model Number	Table Top Size	Shpg. Wght.	Base Spread	LAMINATE TOP ASSORTED EDGES							VENEER TOP	
				GRP 1	GRP 2	GRP 3	GRP 4	GRP 5	GRP 6	GRP 7	GRP 8	GRP 9
CORH36S	36" Sq.	67	28"	\$885	\$904	\$1028	\$1138	\$1354	\$1534	\$1751	\$2060	\$2378

Note: FTBH option is required with STH option when ordering rectangle flip-top tables over 29" table height.

**OPTIONS**

Add upcharge to list price and code to model number

SF	Powder Coat finish - in standard colors	\$60 per base	ULW	Ultra Lightweight Top	\$190
STH	Special Table Height, other than 29"	\$150 per base	RAD	Radius Corners for 3MM Edge	\$200 per table
GD	Ganging per table	\$95	FLIP-X	Flip-Top per Corsa base (up to 42" top maximum)	\$125
PC-CO	Polished Chrome Finish	\$150 per base	FTBH	All rectangular bar height tables with flip top	\$300



RECTANGLE  
CONFERENCE TABLE

## ORDER INFORMATION

- |                            |                               |
|----------------------------|-------------------------------|
| 1) Series Name             | 6) Laminate Selection and No. |
| 2) Model Number            | 7) Edge Style Code and Color  |
| 3) Size                    | 8) Wood Species               |
| 4) Quantity                | 9) Wood Stain Color           |
| 5) Powder Coat Frame Color | 10) Optional Items            |

## CORSA CONFERENCE SPECIFICATIONS

### Corsa Base

<b>Table Height</b>	Table height is 29" to 30" depending on table top specified. Bar Height table is 42".
<b>Column</b>	3" diameter brushed stainless steel #201.
<b>Base</b>	Brushed Stainless steel #201 finish. Base spreads are 22" or 28"
<b>Spider</b>	24" x 24" square
<b>Glides</b>	Adjustable glides
<b>Assembly</b>	Base mounts to tabletop with 1/4-20 x 1" machine screws into metal inserts in top. NO WOOD SCREWS ARE USED.

## TABLE TOP SPECIFICATIONS

### Table Tops

Table top core is CARB Phase I & Phase II Compliant. Laminate, wood veneer and phenolic backing are glued with water based adhesives.

### Edge Selections

ERG offers a wide variety of table top edge materials including PVC, wood and laminate.

## FINISHES

### Table Base

Brushed stainless steel #201 finish is standard. Optional powder coat colors are available.

### Laminate/Veneer Selections

ERG offers over 1000 standard laminate choices from Nevamar, Wilsonart, Formica and Pionite. Wood veneer is available in transparent stain colors - custom stain matching available.

### Special Edge Note:

Square tables using PVC T-edge will have a 2" radius on all corners. When ganging or butting tables together, ERG recommends using 3MM flat edge or flat wood edge.

## OPTIONS

- CODE: SF - Powder Coat finish in choice of standard colors.
- CODE: GD - Ganging per table
- CODE: CRT - Racetrack table top
- CODE: COT - Oval table top
- CODE: PC-CO - Polished Chrome Finish
- CODE: CBT - Boat table top
- CODE: STH - Special Table Height, for any table height other than 29" or bar-height
- CODE: RAD - Radius Corners for 3MM Edge
- CODE: CAT - Almost Rectangle Table Top



RACETRACK  
TABLE TOP OPTION

**MODEL / DESCRIPTION / LIST PRICING**
**CORSA | CONFERENCE | RECTANGLE**

	Model Number	Table Top Size	Shpg. Wght.	Base Spread	LAMINATE TOP ASSORTED EDGES							VENEER TOP	
					GRP 1	GRP 2	GRP 3	GRP 4	GRP 5	GRP 6	GRP 7	GRP 8	GRP 9
 RECTANGLE	CORC4272	42 X 72	129	2-28"	\$2311	\$2359	\$2702	\$2998	\$3586	\$4077	\$4665	\$6220	\$6927
	CORC4284	42 X 84	144	2-28"	\$2407	\$2458	\$2826	\$3140	\$3770	\$4296	\$4926	\$6512	\$7217
	CORC4296	42 X 96	160	2-28"	\$2474	\$2530	\$2922	\$3258	\$3929	\$4489	\$5160	\$6743	\$7425
	CORC4872	48 X 72	142	2-28"	\$2365	\$2419	\$2782	\$3093	\$3715	\$4235	\$4856	\$6409	\$7097
	CORC4884	48 X 84	160	2-28"	\$2636	\$2691	\$3081	\$3414	\$4085	\$4642	\$5312	\$7090	\$7901
	CORC4896	48 X 96	178	2-28"	\$2713	\$2772	\$3190	\$3548	\$4263	\$4859	\$5575	\$7351	\$8136
	CORC48108*	48 X 108	196	3-28"	\$2899	\$2963	\$3406	\$3788	\$4551	\$5186	\$5948	\$7852	\$8695
	CORC48120*	48 X 120	214	3-28"	\$2977	\$3043	\$3516	\$3921	\$4730	\$5404	\$6212	\$8112	\$8930
	CORC48144*	48 X 144	250	3-28"	\$3514	\$3589	\$4115	\$4566	\$5469	\$6218	\$7121	\$9472	\$10536
	CORC6096	60 X 96	214	2-28"	\$3078	\$3146	\$3617	\$4019	\$4823	\$5493	\$6299	\$8329	\$9233
	CORC60108*	60 X 108	237	3-28"	\$3229	\$3301	\$3803	\$4234	\$5097	\$5814	\$6676	\$8768	\$9685
	CORC60120*	60 X 120	259	3-28"	\$3405	\$3483	\$4019	\$4478	\$5397	\$6163	\$7083	\$9269	\$10215
	CORC60144*	60 X 144	304	3-28"	\$4114	\$4200	\$4803	\$5319	\$6353	\$7215	\$8249	\$11048	\$12334

\* Asterisk after model number indicates 2 piece tops with center seam for tables over 96" and longer

Note: Other sizes upon request, call ERG customer service.

**OPTIONS**

Add upcharge to list price and code to model number

SF	Powder Coat finish - in standard colors	\$60 per base
GD	Ganging per table	\$95
CRT	Racetrack table top - add to rectangle top price	add 20%
COT	Elliptical table top - add to rectangle top price	add 20%
CBT	Boat table top - add to rectangle top price	add 25%

STH	Special Table Height, other than 29" or 42"	\$150 per base
PC-CO	Polished Chrome Finish	\$150 per base
RAD	Radius Corners for 3MM Edge	\$200 per table
CAT	Almost Rectangle table top	add 25%

## CORSA SERIES

Corsa Series has a round cast iron base with a stainless steel cover. This series is an ERG special economically priced offering.



SOLID SURFACE SQUARE TOP CORSA  
SIDE TABLE



LAMINATE ROUND TOP CORSA W/  
WHITE POWDER COAT FINISH BASE



4" RADIUS CORNER TOP  
SIDE TABLE

### ORDER INFORMATION

- |                 |                               |
|-----------------|-------------------------------|
| 1) Series Name  | 6) Laminate Selection and No. |
| 2) Model Number | 7) Edge Style Code and Color  |
| 3) Size         | 8) Wood Species               |
| 4) Quantity     | 9) Wood Stain Color           |
| 5) Base Finish  | 10) Optional Items            |

### CORSA OCCASIONAL TABLE BASE SPECIFICATIONS

#### Corsa Base

<b>Table Height</b>	Available table height is 17" to 22".
<b>Column</b>	3" diameter stainless steel.
<b>Base</b>	Stainless steel. Base spread is 17", 22", 28".
<b>Glides</b>	Adjustable glides
<b>Assembly</b>	Base mounts to tabletop with 1/4-20 x 1" machine screws into metal inserts in top. NO WOOD SCREWS ARE USED.

### TABLE TOP SPECIFICATIONS

#### Table Tops

Table top core is CARB Phase I & Phase II Compliant. Laminate, wood veneer and phenolic backing are glued with water based adhesives.

### FINISHES

#### Table Base

Stainless steel #201 finish is standard. Optional standard powder coat colors are available.

#### Laminate/Veneer Selections

ERG offers over 1000 standard laminate choices from Nevamar, Wilsonart, Formica and Pionite. Wood veneer is available in transparent stain colors - custom stain matching available.

#### Special Edge Note:

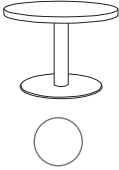
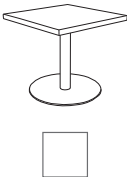
Square tables using PVC T-edge will have a 2" radius on all corners. We also offer 4" radius corners.

### OPTIONS

- CODE: SF - Powder Coat finish in choice of standard powder coat colors.
- CODE: PC-CO - Polished Chrome Finish


 SOLID SURFACE SQUARE TOP  
 CORSA SIDE TABLE

**ROUND AND SQUARE TOP**

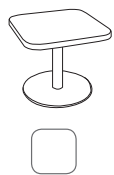
	Model Number	Table Top Size	Table Height	Table Shape	Shpg. Weight	LAMINATE TOP EDGE 2B OR 3A OR SELF EDGE	VENEER TOP EDGE 8G	SOLID SURFACE TOP
	<b>CORO20D</b>	20" dia.	17"	round	35 lbs.	\$937	\$984	CALL
	<b>CORO24D</b>	24" dia.	17"	round	40 lbs.	\$976	\$1032	CALL
	<b>CORO30D</b>	30" dia.	17"	round	45 lbs.	\$1000	\$1059	CALL
	<b>CORO36D</b>	36" dia.	17"	round	50 lbs.	\$1039	\$1100	CALL
	<b>CORO20DT</b>	20" dia.	22"	round	35 lbs.	\$952	\$1008	CALL
	<b>CORO24DT</b>	24" dia.	22"	round	40 lbs.	\$989	\$1047	CALL
	<b>CORO30DT</b>	30" dia.	22"	round	45 lbs.	\$1014	\$1074	CALL
	<b>CORO36DT</b>	36" dia.	22"	round	50 lbs.	\$1050	\$1113	CALL
	<b>CORO20S</b>	20" x 20"	17"	square	45 lbs.	\$952	\$1008	CALL
	<b>CORO24S</b>	24" x 24"	17"	square	50 lbs.	\$989	\$1047	CALL
	<b>CORO30S</b>	30" x 30"	17"	square	55 lbs.	\$1014	\$1074	CALL
	<b>CORO36S</b>	36" x 36"	17"	square	55 lbs.	\$1039	\$1100	CALL
	<b>CORO20ST</b>	20" x 20"	22"	square	47 lbs.	\$962	\$1021	CALL
	<b>CORO24ST</b>	24" x 24"	22"	square	52 lbs.	\$1000	\$1059	CALL
	<b>CORO30ST</b>	30" x 30"	22"	square	55 lbs.	\$1025	\$1087	CALL
	<b>CORO36ST</b>	36" x 36"	22"	square	55 lbs.	\$1062	\$1113	CALL

**OPTIONS**

Add upcharge to list price and code to model number

SF	Powder Coat Color (per base)	\$60	PC-CO	Polished Chrome Finish	\$150 per base
----	------------------------------	------	-------	------------------------	----------------


 4" RADIUS CORNER TOP  
 SIDE TABLE

**4" RADIUS CORNER EDGE**


Model Number	Model Description	Table Top Size	Table Height	Table Shape	Shpg. Weight	LAMINATE TOP EDGE 2B OR 3A OR SELF EDGE	VENEER TOP EDGE 8G	SOLID SURFACE TOP
<b>CORO20R</b>	Occasional	20" x 20"	17"	4" radius corner	35 lbs.	\$994	\$1053	CALL
<b>CORO24R</b>	Occasional	24" x 24"	17"	4" radius corner	40 lbs.	\$1032	\$1095	CALL
<b>CORO30R</b>	Occasional	30" x 30"	17"	4" radius corner	45 lbs.	\$1059	\$1123	CALL
<b>CORO36R</b>	Occasional	36" x 36"	17"	4" radius corner	50 lbs.	\$1100	\$1165	CALL
<b>CORO20RT</b>	Occasional	20" x 20"	22"	4" radius corner	47 lbs.	\$1021	\$1083	CALL
<b>CORO24RT</b>	Occasional	24" x 24"	22"	4" radius corner	52 lbs.	\$1059	\$1123	CALL
<b>CORO30RT</b>	Occasional	30" x 30"	22"	4" radius corner	55 lbs.	\$1087	\$1152	CALL
<b>CORO36RT</b>	Occasional	36" x 36"	22"	4" radius corner	55 lbs.	\$1112	\$1180	CALL

**OPTIONS**

Add upcharge to list price and code to model number

SF	Powder Coat Color (per base)	\$60	PC-CO	Polished Chrome Finish	\$150 per base
----	------------------------------	------	-------	------------------------	----------------





**CROSSFIRE TABLE OF CONTENTS**

Crossfire Cafe .....	2
Crossfire Training .....	4
Crossfire Conference .....	7
Crossfire Occasional.....	9

## ORDERING INFORMATION

- |                            |                               |
|----------------------------|-------------------------------|
| 1) Series Name             | 6) Laminate Selection and No. |
| 2) Model Number            | 7) Edge Style Code and Color  |
| 3) Size                    | 8) Wood Species               |
| 4) Quantity                | 9) Wood Stain Color           |
| 5) Powder Coat Frame Color | 10) Optional Items            |

## CROSSFIRE CAFÉ BASE SPECIFICATIONS

### Crossfire X Base

<b>Table Height</b>	Table height is 29" to 30" depending on table top specified. Bar Height table is 42".
<b>Column</b>	2.25" diameter 14 gauge steel tubing welded to top plate.
<b>Base</b>	Diecast aluminum tubing – 26", 33" and 38" X-base spreads.
<b>Plate</b>	8" x 8" square 12" X 12" square
<b>Glides</b>	Adjustable zinc rubber cushion glides
<b>Assembly</b>	Top plate is welded to the vertical column and the vertical column is bolted to the horizontal base. No tie rod assembly. Base mounts to tabletop with ¼-20 x 1" machine screws into metal inserts in top.
<b>Finish</b>	Choice of standard powder coat colors – See "Color Selections" brochure.

### Flip-Top Mechanism

Durable all-steel construction with a spring-loaded release handle and a safety catch to maintain flipped-up position.

## TABLE TOP SPECIFICATIONS

### Table Tops

Table top core is CARB Phase I & Phase II Compliant. Laminate, wood veneer and phenolic backing are glued with water based adhesives.



CROSSFIRE ROUND X-BASE

## FINISHES

### Laminate/Veneer Selections

ERG offers over 1000 standard laminate choices from Nevamar, Wilsonart, Formica and Pionite. Wood veneer is available in transparent stain colors - custom stain matching available.


### Edge Selections:

ERG offers a wide variety of table top edge materials including PVC, wood, aluminum and resin.

Square tables using PVC T-edge will have a 2" radius on all corners.

## OPTIONS

- CODE: FLIP-X - Flip Top per X-base
- CODE: FLIP-T - Flip Top for two T-legs
- CODE: ASB - Anti-Sag Bar for tables under 72"
- CODE: PC - Polished Chrome
- CODE: RP - Painted Foot-ring for bar height
- CODE: STH - Special Table Height (any table height other than 29" or bar height)
- CODE: CAS - Mobile Casters per table
- CODE: GD - Ganging
- CODE: ULW - Ultra Lightweight Top
- CODE: RAD - Radius Corners for 3MM Edge
- CODE: FTBH – Flip top support bar for rectangular bar height tables.  
(Maximum table top size 30x72)



GLIDE DETAIL

**MODEL / DESCRIPTION / LIST PRICING**
**CROSSFIRE | CAFÉ | ROUND**


Model Number	Table Top Size	Shpg. Wght.	Base Spread	LAMINATE TOP ASSORTED EDGES							VENEER TOP	
				GRP 1	GRP 2	GRP 3	GRP 4	GRP 5	GRP 6	GRP 7	GRP 8	GRP 9
CF30D	30" Dia.	43	26"- X	\$689	\$704	\$806	\$893	\$1068	\$1213	\$1389	\$1853	\$2066
CF36D	36" Dia.	53	33"- X	\$772	\$790	\$912	\$1017	\$1230	\$1405	\$1616	\$2106	\$2314
CF42D	42" Dia.	72	33"- X	\$930	\$954	\$1113	\$1251	\$1526	\$1756	\$2031	\$2579	\$2791
CF48D	48" Dia.	103	38"- X	\$1026	\$1054	\$1249	\$1416	\$1748	\$2026	\$2359	\$2903	\$3084

**CROSSFIRE | CAFÉ | SQUARE**


Model Number	Table Top Size	Shpg. Wght.	Base Spread	LAMINATE TOP ASSORTED EDGES							VENEER TOP	
				GRP 1	GRP 2	GRP 3	GRP 4	GRP 5	GRP 6	GRP 7	GRP 8	GRP 9
CF2430S	24x30 Sq.	49	26"- X	\$633	\$646	\$739	\$821	\$980	\$1113	\$1273	\$1701	\$1899
CF30S	30" Sq.	54	26"- X	\$667	\$682	\$784	\$871	\$1046	\$1191	\$1367	\$1807	\$2003
CF36S	36" Sq.	67	33"- X	\$802	\$822	\$947	\$1057	\$1274	\$1456	\$1673	\$2187	\$2408
CF42S	42" Sq.	90	38"- X	\$935	\$958	\$1119	\$1256	\$1531	\$1760	\$2035	\$2589	\$2807

**CROSSFIRE | CAFÉ | RECTANGLE**


Model Number	Table Top Size	Shpg. Wght.	Base Spread	LAMINATE TOP ASSORTED EDGES							VENEER TOP	
				GRP 1	GRP 2	GRP 3	GRP 4	GRP 5	GRP 6	GRP 7	GRP 8	GRP 9
CF2448	24x48 Sq.	70	2-20"- T	\$799	\$815	\$935	\$1039	\$1245	\$1417	\$1623	\$2155	\$2395
CF2460	24x60 Sq.	79	2-20"- T	\$839	\$859	\$992	\$1107	\$1337	\$1529	\$1760	\$2291	\$2518
CF3048	30x48 Sq.	79	2-26"- T	\$844	\$863	\$1000	\$1115	\$1348	\$1542	\$1777	\$2308	\$2532
CF3060	30x60 Sq.	90	2-26"- T	\$893	\$916	\$1068	\$1198	\$1462	\$1680	\$1942	\$2472	\$2680

**CROSSFIRE | CAFÉ | BAR HEIGHT**


Model Number	Table Top Size	Shpg. Wght.	Base Spread	LAMINATE TOP ASSORTED EDGES							VENEER TOP	
				GRP 1	GRP 2	GRP 3	GRP 4	GRP 5	GRP 6	GRP 7	GRP 8	GRP 9
CFH24D	24" Dia.	40	20"- X	\$853	\$864	\$942	\$1008	\$1139	\$1250	\$1381	\$2133	\$2554
CFH30D	30" Dia.	50	26"- X	\$898	\$913	\$1015	\$1102	\$1277	\$1422	\$1598	\$2314	\$2690
CFH36D	36" Dia.	63	33"- X	\$1033	\$1051	\$1173	\$1280	\$1491	\$1668	\$1878	\$2681	\$3093
CFH36S	36" Sq.	67	33"- X	\$1070	\$1089	\$1215	\$1323	\$1541	\$1722	\$1940	\$2774	\$3205

Note: FTBH option is required with STH option when ordering rectangle flip-top tables over 29" table height.

**OPTIONS**

Add upcharge to list price and code to model number

FLIP-X	Flip-Top per X-base	\$125
FLIP-T	Flip-Top for two T-legs	\$358
ASB	Anti-Sag Bar for tables under 72"	\$80
STH	Special Table Height (other than 29")	\$150 per base
RP	Painted Foot-ring for Bar Height	\$110
CAS	Mobile Casters per table	\$98

PC	Polished Chrome (X and T Bases)	\$90 per base
GD	Ganging per table	\$95
ULW	Ultra Lightweight Top	\$190
RAD	Radius Corners for 3MM Edge	\$200 per table
FTBH	All t-base bar height tables with flip top	\$300



## ORDERING INFORMATION

- |                            |                               |
|----------------------------|-------------------------------|
| 1) Series Name             | 6) Laminate Selection and No. |
| 2) Model Number            | 7) Edge Style Code and Color  |
| 3) Size                    | 8) Wood Species               |
| 4) Quantity                | 9) Wood Stain Color           |
| 5) Powder Coat Frame Color | 10) Optional Items            |

## CROSSFIRE TRAINING BASE SPECIFICATIONS

### Crossfire T Base

<b>Table Height</b>	Table height is 29" to 30" depending on table top specified.
<b>Column</b>	2.25" diameter 14 gauge steel tubing welded to top plate.
<b>Base</b>	Diecast aluminum tubing – 20", 26" spreads
<b>Plate</b>	8" x 8" square 12 gauge stamped steel 5" x 5" or 2" x 4" 12 gauge stamped steel (Flip-Top or Folding)
<b>Glides</b>	Adjustable zinc rubber cushion steel glides
<b>Assembly</b>	Top plate is welded to the vertical column and the vertical column is welded to the horizontal base plate. No tie rod assembly. Base mounts to tabletop with ¼-20 x 1" machine screws into metal inserts in top. Stretcher steel bars are used on tops 72" and longer.
<b>Finish</b>	Choice of standard powder coat colors – See "Color Selections" brochure

### Flip-Top Mechanism

Aluminum die-cast top plate and aluminum housing with single handle cable release.

### Folding Mechanism

Nylon injection molded housing, cast aluminum pivot and metal locking slider. Rigid, taper locking design is activated by single lever that also locks in folded position.


## TABLE TOP SPECIFICATIONS

### Table Tops

Table top core is CARB Phase I & Phase II Compliant. Laminate, wood veneer and phenolic backing are glued with water based adhesives.

### Ultra-Lightweight Table Tops

Ultra-lightweight tables have an exceptionally strong manufactured MDF top made from 100% recovered and recycled wood fiber with at least 25% post-industrial recycled fiber; the balance consisting of recovered waste fiber. Ultra-light tables are 18% lighter than standard tables.



GLIDE DETAIL



STATIONARY T-BASE

## FINISHES

### Laminate/Veneer Selections

ERG offers over 1000 standard laminate choices from Nevamar, Wilsonart, Formica and Pionite. Wood veneer is available in transparent stain colors - custom stain matching available.

### Edge Selections:

ERG offers a wide variety of table top edge materials including PVC, wood, aluminum and resin/urethane.

Special Edge Note: When ganging or butting tables together, ERG recommends using 3MM flat edge or flat wood edge. Square tables using PVC T-edge will have a 2" radius on all corners.

## OPTIONS

- CODE: FLIP-T - Flip-Top for two T-legs
- CODE: ASB - Anti-Sag Bar for tables under 72"
- CODE: FOLD - Lightweight Folding Leg Mechanism per table
- CODE: STH - Special Table Height (any table height other than 29")
- CODE: ULW - Ultra-lightweight table top
- CODE: CAS3 - 3" Mobile Casters
- CODE: GD - Ganging per table
- CODE: PC - Polished Chrome
- CODE: CIN - Crossfire Inline Nesting
- CODE: RAD - Radius Corners for 3MM Edge
- CODE: FTBH - Flip top support bar for rectangular bar height tables.  
(Maximum table top size 30x72)
- TABLE ACCESSORIES – Modesty Panels, Bridges, Grommets, Wire Management, Power & Communication Options, Table Dollies – see appropriate section in price list

Note: When ordering modesty panel, table and panel must have 3MM edge.



CROSSFIRE SLANTED LEGS WITH CASTERS

**MODEL / DESCRIPTION / LIST PRICING**
**CROSSFIRE | RECTANGLE**

	Model Number	Table Top Size	Shpg. Wght.	Base Spread	LAMINATE TOP ASSORTED EDGES							VENEER TOP	
					GRP 1	GRP 2	GRP 3	GRP 4	GRP 5	GRP 6	GRP 7	GRP 8	GRP 9
 <b>RECTANGLE</b>	CF2436	24 X 36	61	2-20"- T	\$758	\$774	\$880	\$970	\$1151	\$1303	\$1485	\$2019	\$2272
	CF2448	24 X 48	70	2-20"- T	\$799	\$815	\$935	\$1039	\$1245	\$1417	\$1623	\$2155	\$2395
	CF2460	24 X 60	79	2-20"- T	\$839	\$859	\$992	\$1107	\$1337	\$1529	\$1760	\$2291	\$2518
	CF2472	24 X 72	88	2-20"- T	\$1010	\$1032	\$1182	\$1308	\$1563	\$1776	\$2030	\$2716	\$3030
	CF2484	24 X 84	97	2-20"- T	\$1073	\$1097	\$1267	\$1413	\$1703	\$1946	\$2238	\$2922	\$3218
	CF2496	24 X 96	106	2-20"- T	\$1113	\$1139	\$1323	\$1482	\$1797	\$2060	\$2376	\$3060	\$3340
	CF3036	30 X 36	68	2-26"- T	\$796	\$811	\$931	\$1032	\$1236	\$1405	\$1608	\$2142	\$2383
	CF3048	30 X 48	79	2-26"- T	\$844	\$863	\$1000	\$1115	\$1348	\$1542	\$1777	\$2308	\$2532
	CF3060	30 X 60	90	2-26"- T	\$893	\$916	\$1068	\$1198	\$1462	\$1680	\$1942	\$2472	\$2680
	CF3072	30 X 72	102	2-26"- T	\$1073	\$1098	\$1268	\$1415	\$1706	\$1948	\$2240	\$2924	\$3219
	CF3084	30 X 84	113	2-26"- T	\$1142	\$1171	\$1366	\$1534	\$1867	\$2145	\$2478	\$3160	\$3430
	CF3096	30 X 96	124	2-26"- T	\$1192	\$1222	\$1434	\$1616	\$1981	\$2282	\$2647	\$3326	\$3578
	CF3648	36 X 48	88	2-26"- T	\$899	\$921	\$1077	\$1211	\$1477	\$1698	\$1965	\$2494	\$2571
	CF3660	36 X 60	102	2-26"- T	\$957	\$982	\$1159	\$1308	\$1609	\$1858	\$2160	\$2687	\$2875
	CF3672	36 X 72	115	2-26"- T	\$1147	\$1173	\$1369	\$1537	\$1873	\$2152	\$2488	\$3168	\$3439
	CF3684	36 X 84	129	2-26"- T	\$1225	\$1256	\$1480	\$1670	\$2054	\$2373	\$2754	\$3432	\$3678
	CF3696	36 X 96	142	2-26"- T	\$1282	\$1317	\$1560	\$1768	\$2184	\$2533	\$2951	\$3626	\$3850

Note: FTBH option is required with STH option when ordering rectangle flip-top tables over 29" table height.

**OPTIONS**

Add upcharge to list price and code to model number

FLIP-T	Flip-Top for two t-legs	\$358
ASB	Anti-Sag Bar for tables under 72"	\$80
FOLD	Lightweight Folding Leg Mechanism per table	\$298
STH	Special Table Height (other than 29")	\$150 per leg
ULW	Ultra-lightweight table top	\$190
CAS3	3" Mobile Casters (2 Casters per leg)	\$25 each

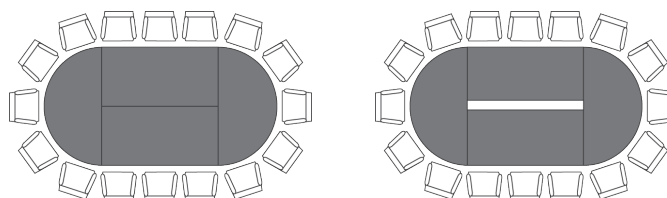
GD	Ganging per table	\$95
PC	Polished Chrome	\$90 per leg
CIN	Crossfire Inline Nesting	\$65
RAD	Radius Corners for 3MM Edge	\$200 per table
FTBH	All t-base bar height tables with flip top	\$300

**MODEL / DESCRIPTION / LIST PRICING**
**CROSSFIRE | TRAPEZOID**


Model Number	Table Top Size	Shpg. Wght.	Base Spread	LAMINATE TOP ASSORTED EDGES								VENEER TOP	
				GRP 1	GRP 2	GRP 3	GRP 4	GRP 5	GRP 6	GRP 7	GRP 8	GRP 9	GRP 10
CFT2448	24 X 48	70	2-20"- T	\$941	\$964	\$1135	\$1280	\$1571	\$1812	\$2104	\$2630	\$2823	
CFT2460	24 X 60	79	2-20"- T	\$1029	\$1057	\$1257	\$1428	\$1771	\$2058	\$2401	\$2924	\$3088	
CFT3060	30 X 60	90	2-26"- T	\$1074	\$1104	\$1321	\$1506	\$1877	\$2187	\$2557	\$3079	\$3226	
CFT3672	36 X 72	115	2-26"- T	\$1319	\$1355	\$1611	\$1831	\$2269	\$2637	\$3074	\$3750	\$3961	

**CROSSFIRE | SECTIONAL | HALF ROUND**


Model Number	Table Top Size	Shpg. Wght.	Base Spread	LAMINATE TOP ASSORTED EDGES								VENEER TOP	
				GRP 1	GRP 2	GRP 3	GRP 4	GRP 5	GRP 6	GRP 7	GRP 8	GRP 9	GRP 10
CFHR2448	24 X 48	70	2-20"- T	\$1066	\$1097	\$1309	\$1492	\$1858	\$2165	\$2531	\$3052	\$3204	
CFHR3060	30 X 60	90	2-20"- T	\$1152	\$1187	\$1431	\$1640	\$2058	\$2406	\$2823	\$3342	\$3463	
CFHR3672	36 X 72	115	2-26"- T	\$1397	\$1438	\$1721	\$1964	\$2450	\$2856	\$3342	\$4013	\$4199	



SAMPLE CONFIGURATIONS

Note: FTBH option is required with STH option when ordering rectangle flip-top tables over 29" table height.

**OPTIONS**

Add upcharge to list price and code to model number

FLIP-T	Flip-Top for two t-legs	\$358
ASB	Anti-Sag Bar for tables under 72"	\$80
FOLD	Lightweight Folding Leg Mechanism per table	\$298
STH	Special Table Height (other than 29")	\$150 per leg
ULW	Ultra-lightweight table top	\$190

CAS3	3" Mobile Casters (2 Casters per leg)	\$25 each
GD	Ganging per table	\$95
PC	Polished Chrome	\$90 per leg
FTBH	All t-base bar height tables with flip top	\$300
CIN	Crossfire Inline Nesting	\$65



CONFERENCE TABLE WITH Y-BASE  
AND OPTIONAL OVAL TOP

Note: Y-leg base pricing includes floor crossbar.

## ORDER INFORMATION

- |                            |                               |
|----------------------------|-------------------------------|
| 1) Series Name             | 6) Laminate Selection and No. |
| 2) Model Number            | 7) Edge Style Code and Color  |
| 3) Size                    | 8) Wood Species               |
| 4) Quantity                | 9) Wood Stain Color           |
| 5) Powder Coat Frame Color | 10) Optional Items            |

## CROSSFIRE CONFERENCE SPECIFICATIONS

### Conference Base

<b>Table Height</b>	Table height is 29" to 30" depending on table top specified.
<b>Column</b>	2.25" diameter 14 gauge steel tubing welded to top plate.
<b>Base</b>	Diecast aluminum tubing – two base styles 34" TT-Base and 29" or 33" Y-Base
<b>Plate</b>	8" x 8" square 12 gauge stamped steel
<b>Glides</b>	Adjustable zinc rubber cushion steel glides
<b>Assembly</b>	Top plate is welded to the vertical column and the vertical column is bolted to the horizontal base and crossbar (on Y-base). No tie rod assembly. Base mounts to tabletop with 1/4-20 x 1" machine screws into metal inserts in top.
<b>Finish</b>	Choice of standard powder coat colors – See "Color Selections" brochure

### Table Tops

Table top core is CARB Phase I & Phase II Compliant. Laminate, wood veneer and phenolic backing are glued with water based adhesives.

### Edge Selections

ERG offers a wide variety of table top edge materials including PVC, wood and laminate.

## FINISHES

### Table Bases and Legs

Finished in your choice of standard powder coat colors. Finishes listed at beginning of price list. For colors refer to "Color Selections" brochure. For actual color samples, please call Customer Service.

### Laminate/Veneer Selections

ERG offers over 1000 standard laminate choices from Nevamar, Wilsonart, Formica and Pionite. Wood veneer is available in transparent stain colors - custom stain matching available.

## OPTIONS

- CODE: STH - Special Table Height (any table height other than 29")
- CODE: GD - Ganging per table
- CODE: CRT - Racetrack table top
- CODE: COT - Oval table top
- CODE: CBT - Boat table top
- CODE: PC - Polished Chrome
- CODE: CAT - Almost Rectangle Table Top.
- CODE: RAD - Radius Corners for 3MM Edge
- TABLE ACCESSORIES – Modesty Panels, Bridges, Grommets, Wire Management, Power & Communication Options, Table Dollies – see appropriate section in price list.

Note: When ordering modesty panel, table and panel must have 3MM edge.

**MODEL / DESCRIPTION / LIST PRICING**
**CROSSFIRE | CONFERENCE | RECTANGLE**
  
RECTANGLE

Model Number	Table Top Size	Shpg. Wght.	Base Spread	LAMINATE TOP ASSORTED EDGES							VENEER TOP	
				GRP 1	GRP 2	GRP 3	GRP 4	GRP 5	GRP 6	GRP 7	GRP 8	GRP 9
CF4272	42 X 72	129	2-34TT	\$2221	\$2268	\$2599	\$2882	\$3448	\$3920	\$4485	\$5981	\$6661
CF4284	42 X 84	144	2-34TT	\$2314	\$2363	\$2717	\$3019	\$3625	\$4130	\$4736	\$6261	\$6939
CF4296	42 X 96	160	2-34TT	\$2379	\$2433	\$2810	\$3133	\$3778	\$4316	\$4962	\$6483	\$7140
CF4872	48 X 72	142	2-34TT	\$2275	\$2326	\$2675	\$2975	\$3572	\$4072	\$4670	\$6163	\$6824
CF4884	48 X 84	160	2-34TT	\$2534	\$2588	\$2963	\$3283	\$3928	\$4464	\$5108	\$6818	\$7597
CF4896	48 X 96	178	2-34TT	\$2608	\$2665	\$3067	\$3412	\$4099	\$4673	\$5361	\$7069	\$7823
CF48108*	48 X 108	196	3-34TT	\$2788	\$2848	\$3275	\$3642	\$4375	\$4987	\$5719	\$7550	\$8360
CF48120*	48 X 120	214	3-34TT	\$2862	\$2927	\$3381	\$3770	\$4547	\$5196	\$5973	\$7800	\$8587
CF48144*	48 X 144	250	3-34TT	\$3379	\$3451	\$3957	\$4391	\$5258	\$5980	\$6847	\$9108	\$10130
CF6096	60 X 96	214	2-34TT	\$2959	\$3025	\$3477	\$3864	\$4638	\$5281	\$6057	\$8008	\$8878
CF60108*	60 X 108	237	3-34TT	\$3104	\$3174	\$3657	\$4071	\$4901	\$5591	\$6419	\$8431	\$9312
CF60120*	60 X 120	259	3-34TT	\$3274	\$3348	\$3864	\$4306	\$5189	\$5926	\$6810	\$8913	\$9823
CF60144*	60 X 144	304	3-34TT	\$3956	\$4038	\$4618	\$5114	\$6108	\$6937	\$7932	\$10623	\$11860

\* Asterisk after model number indicates 2 piece tops with center seam for tables over 96" and longer

**CROSSFIRE | CONFERENCE | RECTANGLE Y-BASE**

Model Number	Table Top Size	Shpg. Wght.	Base Spread	LAMINATE TOP ASSORTED EDGES							VENEER TOP	
				GRP 1	GRP 2	GRP 3	GRP 4	GRP 5	GRP 6	GRP 7	GRP 8	GRP 9
CFY3672	36 X 72	115	2-29Y	\$2221	\$2268	\$2599	\$2882	\$3448	\$3920	\$4485	\$5981	\$6661
CFY3684	36 X 84	129	2-29Y	\$2314	\$2363	\$2717	\$3019	\$3625	\$4130	\$4736	\$6261	\$6939
CFY3696	36 X 96	142	2-29Y	\$2379	\$2433	\$2810	\$3133	\$3778	\$4316	\$4962	\$6483	\$6799
CFY4272	42 X 72	129	2-33Y	\$2275	\$2326	\$2675	\$2975	\$3572	\$4072	\$4670	\$6163	\$6824
CFY4284	42 X 84	144	2-33Y	\$2534	\$2588	\$2963	\$3283	\$3928	\$4464	\$5108	\$6818	\$7597
CFY4296	42 X 96	160	2-33Y	\$2608	\$2665	\$3067	\$3412	\$4099	\$4673	\$5361	\$7069	\$7823
CFY4872	48 X 72	142	2-33Y	\$2788	\$2848	\$3275	\$3642	\$4375	\$4987	\$5719	\$7550	\$8360
CFY4884	48 X 84	160	2-33Y	\$2862	\$2927	\$3381	\$3770	\$4547	\$5196	\$5973	\$7800	\$8587
CFY4896	48 X 96	178	2-33Y	\$3379	\$3451	\$3957	\$4391	\$5258	\$5980	\$6847	\$9108	\$10130

Note: Y-leg base pricing includes floor crossbar.

**OPTIONS**

Add upcharge to list price and code to model number

GD	Ganging per table	\$95
CRT	Racetrack table top	add 20%
COT	Oval table top	add 20%
CBT	Boat table top	add 25%
PC	Polished Chrome - TT-Base	\$150 per base

PC	Polished Chrome - Y-Bases & Crossbar	\$225 per table
STH	Special Table Height - any height other than 29"	\$350 per table
RAD	Radius Corners for 3MM Edge	\$200 per table
CAT	Almost Rectangle table top	add 25%





CROSSFIRE OCCASIONAL TABLE WITH  
OPTIONAL POLISHED CHROME BASE AND KRYSTALCAST™ TOP

## ORDERING INFORMATION

- |                            |                               |
|----------------------------|-------------------------------|
| 1) Series Name             | 6) Laminate Selection and No. |
| 2) Model Number            | 7) Edge Style Code and Color  |
| 3) Size                    | 8) Optional Items             |
| 4) Quantity                |                               |
| 5) Powder Coat Frame Color |                               |

## CROSSFIRE OCCASIONAL BASE SPECIFICATIONS

<b>Table Height</b>	Table height is 17".
<b>Column</b>	2.25" diameter 14 gauge steel tubing welded to top plate.
<b>Base</b>	Diecast aluminum – 20", 26", 33" and 38" X-base spreads.
<b>Plate</b>	8" x 8" square 12" X 12" square
<b>Glides</b>	Adjustable zinc rubber cushion glides
<b>Assembly</b>	Top plate is welded to the vertical column and the vertical column is bolted to the horizontal base. No tie rod assembly. Base mounts to tabletop with ¼-20 x 1" machine screws into metal inserts in top.
<b>Finish</b>	Choice of standard powder coat colors – See "Color Selections" brochure.

## TABLE TOP SPECIFICATIONS

### Table Tops

Table top core is CARB Phase I & Phase II Compliant. Laminate, wood veneer and phenolic backing are glued with water based adhesives.

## FINISHES

### Laminate/Veneer Selections


ERG offers over 1000 standard laminate choices from Nevamar, Wilsonart, Formica and Pionite. Wood veneer is available in transparent stain colors - custom stain matching available.

### Edge Selections:

ERG offers a wide variety of table top edge materials including PVC and wood.

## OPTIONS

- CODE: PC - Polished Chrome
- CODE: STH - Special Table Height



GLIDE DETAIL

**MODEL / DESCRIPTION / LIST PRICING**
**CROSSFIRE | OCCASIONAL | ROUND**

**ROUND**

Model Number	Table Top Size	Table Height	Table Shape	Shpg. Weight	LAMINATE TOP EDGE 2B OR 3A	veneer TOP EDGE 8G	SOLID SURFACE TOP
CFO18D	18" Dia.	17"	round	35 lbs.	\$829	\$1978	CALL
CFO24D	24" Dia.	17"	round	40 lbs.	\$840	\$1989	CALL
CFO30D	30" Dia.	17"	round	45 lbs.	\$868	\$2017	CALL
CFO36D	36" Dia.	17"	round	50 lbs.	\$954	\$2269	CALL
CFO42D	42" Dia.	17"	round	35 lbs.	\$1117	\$2742	CALL
CFO48D	48" Dia.	17"	round	40 lbs.	\$1218	\$3066	CALL

**CROSSFIRE | OCCASIONAL | SQUARE**

**SQUARE**

Model Number	Table Top Size	Table Height	Table Shape	Shpg. Weight	LAMINATE TOP EDGE 2B OR 3A	veneer TOP EDGE 8G	SOLID SURFACE TOP
CFO24S	24"X24"	17"	square	35 lbs.	\$819	\$1943	CALL
CFO30S	30"X30"	17"	square	40 lbs.	\$846	\$1971	CALL
CFO36S	36"X36"	17"	square	45 lbs.	\$985	\$2350	CALL
CFO42S	42"X42"	17"	square	50 lbs.	\$1122	\$2752	CALL

**CROSSFIRE | OCCASIONAL | RECTANGLE**

**RECTANGLE**

Model Number	Table Top Size	Table Height	Table Shape	Shpg. Weight	LAMINATE TOP EDGE 2B OR 3A OR SELF EDGE	veneer TOP EDGE 8G	SOLID SURFACE TOP
CFO2448	24x48	17"	rectangle	52 lbs.	\$1349	\$2689	CALL
CFO2460	24x60	17"	rectangle	56 lbs.	\$1393	\$2825	CALL

**OPTIONS**

Add upcharge to list price and code to model number

PC	Polished Chrome	\$90	STH	Special Table Height	\$150
----	-----------------	------	-----	----------------------	-------



### CUBE PLUS OCCASIONAL TABLE

Cube Occasional Tables features covered top and laminate sides. Contrasting laminates, solid wood inlay top edge and a recessed base can give you various combinations.



OVAL TABLE



ROUND TABLE WITH OPTIONAL  
WOOD INLAY TOP EDGE AND  
RECESSED BASE



SQUARE END TABLE

### ORDERING INFORMATION

- |                 |                           |
|-----------------|---------------------------|
| 1) Series Name  | 4) Laminate Name & Number |
| 2) Model Number | 5) Optional Items         |
| 3) Quantity     |                           |

### CUBE PLUS SPECIFICATIONS

#### Table

Tables are covered top and sides with high pressure laminate, or choose Optional Two Different Color Laminates: top portion of table in one color, sides of table in another color.

- **Square tables feature a 3" corner radius**

#### Table Tops

ERG offers over 1000 standard laminate choices from Nevamar, Wilsonart, Formica and Pionite. Wood veneer in transparent stain colors and custom stain matching are also available. Solid Surface, 3Form Chroma and stone table tops will be quoted upon request

#### Glides

Four factory installed tap-in glides.

### OPTIONS

- CODE: 2LC - Two Color Laminate Choices - top portion of table (& recessed base) in one color, sides of table in another color.
- CODE: STH - Special Table Height - under 17"
- CODE: STH+ - Special Table Height - between 17" and 24"
- CODE: STH24+ - Special Table Height - between 24" and 29"
- CODE: RB - Recessed Base
- CODE: CPI - Solid Maple Wood Inlay - top edge
- CODE: APG - Adjustable Poly Glides
- TABLE ACCESSORIES - Wire Management, Power & Communication Options - see Accessories section in price list or call for quote.



SQUARE TABLE WITH SOLID SURFACE  
TOP AND OPTIONAL RECESSED BASE



ROUND END TABLE



SQUARE END TABLE

**CUBE PLUS**  
OCCASIONAL TABLES

**MODEL / DESCRIPTION / LIST PRICING**
**CUBE PLUS OCCASIONAL TABLES**

	Model	Table Size	Table Height	Table Shape	Shipping Weight.	LAMINATE	WOOD VENEER
 ROUND SHOWN WITH OPTIONAL SOLID SURFACE TOP	CUB18D	18" dia.	17"	round	29 lbs.	\$1038	\$1349
	CUB18DT	18" dia.	24"	round	36 lbs.	\$1311	\$1705
	CUB24D	24" dia.	17"	round	50 lbs.	\$1237	\$1515
	CUB24DT	24" dia.	24"	round	60 lbs.	\$1450	\$1864
	CUB30D	30" dia.	17"	round	109 lbs.	\$1523	\$2185
	CUB30DT	30" dia.	24"	round	119 lbs.	\$1669	\$2250
	CUB36D	36" dia.	17"	round	121 lbs.	\$1799	\$2540
	CUB36DT	36" dia.	24"	round	129 lbs.	\$1940	\$2823
 SQUARE • FEATURES 3" RADIUS CORNERS	CUB18S	18 x 18"	17"	square	40 lbs.	\$1168	\$1624
	CUB18ST	18 x 18"	24"	square	48 lbs.	\$1315	\$1777
	CUB24S	24" x 24"	17"	square	60 lbs.	\$1390	\$1984
	CUB24ST	24" x 24"	24"	square	69 lbs.	\$1563	\$2062
	CUB30S	30" x 30"	17"	square	95 lbs.	\$1709	\$2110
	CUB30ST	30" x 30"	24"	square	105 lbs.	\$1846	\$2169
	CUB36S	36" x 36"	17"	square	140 lbs.	\$2021	\$3078
	CUB36ST	36" x 36"	24"	square	151 lbs.	\$2220	\$3266
 OVAL	CUB1827	18" x 27"	17"	oval	45 lbs.	\$1536	\$2224
	CUB2234	22" x 34"	17"	oval	60 lbs.	\$1797	\$2844

**NOTE:** SOLID SURFACE TOPS ARE AVAILABLE, PLEASE CALL FOR QUOTE

**OPTIONS**

Add upcharge to list price and code to model number


2LC	Two Laminate Color Choices - add to list price	\$125	STH+	Special Table Height between 17" and 24"	\$185
RB	Recessed Base	\$150	STH24+	Special Table Height between 24" and 29"	\$225
CPI	Solid Maple Wood Inlay - top edge	\$850	AGP	Adjustable Poly Glides (Laminate Cylinder/Cube)	\$60
STH	Special Table Height less than 17"	\$150			

### DAL BENCH

The Dal Bench features two- and three-seat benches on metal or wood frames. Dal fully upholstered benches easily coordinate with any public space.



THREE SEAT WOOD FRAME BENCH



TWO SEAT METAL FRAME BENCH

### ORDERING INFORMATION

#### To Order Please Specify:

- |                 |                          |
|-----------------|--------------------------|
| 1) Series Name  | 4) Frame Color           |
| 2) Model Number | 5) Fabric Grade & Number |
| 3) Quantity     | 6) Optional Items        |

### DAL GENERAL SPECIFICATIONS

#### Frame Construction

Frame assembly is welded 1" x 1.5" steel construction. All welds are hand brazed to a smooth finish. Wood frames are 1.25" x 2" solid Maple wood. Bench seats feature a 1" multi-ply wood support.

#### Upholstery

All foam is fully bonded to frame. Seat cushions are 4" graded high resiliency (H.R.) block foam, covered entirely with special bonded polyester fiber to protect final upholstery. ERG uses only water based glues and adhesives in our upholstery process. Seat is covered in choice of fabric, vinyl, crypton, leather or COM.

#### Glides

Nylon glides are factory installed on all benches.

### COLORS / FINISHES

#### Metal Frame Finish Colors:

Standard powder coat colors available.


#### Wood Frame Finish Colors:

Standard transparent stain colors available.

### OPTIONS

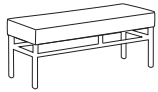
- CODE: FR - CAL 133 (TB 133) Fire Retardant.
- CODE: MB - Moisture Barrier.
- CODE: SBH - Special Height.

DIMENSIONS	2-Seat Bench 16"	2-Seat Bench 20"	3-Seat Bench 16"	3-Seat Bench 20"
Overall Length:	44"	44"	66"	66"
Overall Depth:	16"	20"	16"	20"
Seat Height:	18"	18"	18"	18"
Qty./Wt.:	1 ea./110 lbs.	1 ea./120 lbs.	1 ea./130 lbs.	1 ea./140 lbs.



METAL FRAME THREE SEAT BENCH

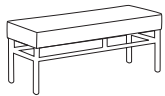
## MODEL / DESCRIPTION / LIST PRICING



### 511 Metal Two Seat Bench - 16" x 44"

COM Yardage: 2 Yds.

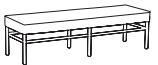
COM	GR1	GR2	GR3	GR4	GR5	GR6	GR7	GR8	GR9	GR10	LEA
\$2083	\$2229	\$2318	\$2410	\$2507	\$2607	\$2711	\$2820	\$2932	\$3051	\$3173	\$3750



### 517 Metal Two Seat Bench - 20" x 44"

COM Yardage: 2.5 Yds.

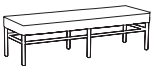
COM	GR1	GR2	GR3	GR4	GR5	GR6	GR7	GR8	GR9	GR10	LEA
\$2155	\$2306	\$2398	\$2494	\$2593	\$2698	\$2806	\$2918	\$3035	\$3156	\$3282	\$3879



### 513 Metal Three Seat Bench - 16" x 66"

COM Yardage: 2.75 Yds.

COM	GR1	GR2	GR3	GR4	GR5	GR6	GR7	GR8	GR9	GR10	LEA
\$2757	\$2950	\$3067	\$3189	\$3318	\$3450	\$3588	\$3732	\$3881	\$4036	\$4198	\$4962



### 519 Metal ThreeSeat Bench - 20" x 66"

COM Yardage: 3 Yds.

COM	GR1	GR2	GR3	GR4	GR5	GR6	GR7	GR8	GR9	GR10	LEA
\$2874	\$3075	\$3198	\$3327	\$3459	\$3597	\$3742	\$3891	\$4046	\$4208	\$4377	\$5173

## OPTIONS

Add upcharge to list price and code to model number

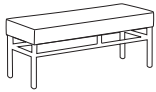
FR	CAL 133 (TB 133) Fire Retardant - per yd.	\$90/yd.
MB	Moisture Barrier - per seat	\$125

SBH	Special Height - each piece	\$295
-----	-----------------------------	-------

DIMENSIONS	2-Seat Bench 16"	2-Seat Bench 20"	3-Seat Bench 16"	3-Seat Bench 20"
Overall Length:	44"	44"	66"	66"
Overall Depth:	16"	20"	16"	20"
Seat Height:	18"	18"	18"	18"
Qty./Wt.:	1 ea./100 lbs.	1 ea./110 lbs.	1 ea./120 lbs.	1 ea./130 lbs.

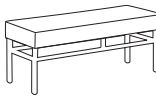


THREE SEAT WOOD BENCH

**MODEL / DESCRIPTION / LIST PRICING**

**511W Wood Two Seat Bench - 16" x 44"**

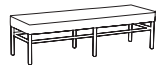
COM Yardage: 2 Yds.

COM	GR1	GR2	GR3	GR4	GR5	GR6	GR7	GR8	GR9	GR10	LEA
\$2216	\$2371	\$2467	\$2566	\$2667	\$2774	\$2885	\$3001	\$3120	\$3246	\$3375	\$3989


**517W Wood Two Seat Bench - 20" x 44"**

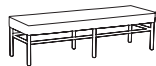
COM Yardage: 2.5 Yds.

COM	GR1	GR2	GR3	GR4	GR5	GR6	GR7	GR8	GR9	GR10	LEA
\$2421	\$2590	\$2693	\$2801	\$2914	\$3029	\$3150	\$3278	\$3407	\$3545	\$3685	\$4356


**513W Wood Three Seat Bench - 16" x 66"**

COM Yardage: 2.75 Yds.

COM	GR1	GR2	GR3	GR4	GR5	GR6	GR7	GR8	GR9	GR10	LEA
\$2932	\$3138	\$3263	\$3394	\$3529	\$3671	\$3818	\$3971	\$4129	\$4296	\$4467	\$5279


**519W Wood Three Seat Bench - 20" x 66"**

COM Yardage: 3 Yds.

COM	GR1	GR2	GR3	GR4	GR5	GR6	GR7	GR8	GR9	GR10	LEA
\$3286	\$3516	\$3658	\$3804	\$3956	\$4114	\$4278	\$4449	\$4628	\$4813	\$5005	\$5915

**OPTIONS**

Add upcharge to list price and code to model number

FR	CAL 133 (TB 133) Fire Retardant - per yd.	\$90/yd.
MB	Moisture Barrier - per seat	\$125

SBH	Special Height - each piece	\$295
-----	-----------------------------	-------

HIGH PRESSURE  
LAMINATES  
**LPS**  
available on Dekko

### DEKKO CHAIR COLLECTION

Dekko chair features a one piece Beech wood shell available with several veneer species and many design options on five frame styles. Dekko shells also available in LPS, see LPS section for details.



4-LEG CHAIR



FULLY UPHOLSTERED WITH  
OFFSET TWO FABRIC

### ORDERING INFORMATION

#### To Order Please Specify:

- |                              |   |
|------------------------------|---|
| 1) Series Name               | 7) Fabric Grade & Number                  |
| 2) Model Number              | 8) Back Cutout Design Option              |
| 3) Quantity                  | 9) Optional Items                         |
| 4) Wood Stain Finish Color   | 10) Back Cutouts                          |
| 5) Epoxy Frame Color         | 11) Engraving                             |
| 6) Arm Cap Color (Angle Arm) | 12) <b>LPS</b> (Laminate Plywood Seating) |

### DEKKO CHAIR GENERAL SPECIFICATIONS

#### Shell

- Compound angle .50" thick multi-ply Beech wood shell.
- Shell is available with vertical running wood grain.

#### Upholstery

- Shell or upholstered inserts can be finished in choice of fabric, vinyl, crypton, leather or approved COM.

#### Frames

- Sled base frames are .75" diameter, 14 gauge continuous steel tubing.
- 4-Leg frames are .75" diameter, 14 gauge steel tubing with hand brazed welds, available in café and bar stool heights.
- 4-Leg café height are available with arms and with optional casters.

#### Glides

- Factory installed self leveling steel glides.
- Sled frames come with clear polyvinyl glides.

#### Stacking

- Both chair and stools stack 4-6 high on the floor.

### COLORS / FINISHES

#### Wood Stain Finish Colors:

Standard wood stain colors.

#### Frame Finish Colors:

Standard powder coat colors.

Optional polished chrome available with upcharge.

### OPTIONS

- CODE: FR - CAL 133 (TB 133) Fire Retardant.
- CODE: MB - Moisture Barrier.
- CODE: UBI - Upholstered Back Insert.
- CODE: 2FO/C - Two Fabric Option (front - back).
- CODE: O2FO/C - Two Fabric Option (offset).
- CODE: CAS2 - 2" Black Casters for Models 744 & 746.
- CODE: TT - Two Tone stain colors (For solid, no hole back design only).
- CODE: ENG - Laser Engraved.
- CODE: SQ - Square Hole Cutout Back Design.  
RD - Round Hole Cutout Back Design.  
RECT - Rectilinear Hole Cutout Design.-
- CODE: PC - Polished Chrome.
- CODE: PC-S - Polished Chrome finish - Sled Base
- CODE: LPS - Laminate Plywood Seating.  
\*\*Laminate seats (LPS) requires minimum 15 chair order
- CODE: HG - Hand Grip Cutout.



SOLID BACK



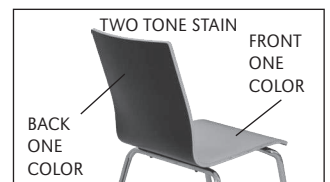
ROUND HOLE



SQUARE HOLE



RECTILINEAR HOLE





DIMENSIONS	4 Leg Chair	Sled Base
Seat Width:	17.5"	17.5"
Seat Depth:	15.5"	15.5"
Seat Height:	17.5"	17.5"
Back Height:	33.5"	33.5"
Overall Width:	20.5"	20.5"
Overall Depth:	22"	22"
Qty./Wt. per carton:	3 ea./50 lbs.	3 ea./50 lbs.



FULLY UPHOLSTERED



SLED BASE

**MODEL / DESCRIPTION / LIST PRICING**

**744** 4-Leg Chair - Single Piece Beech wood Shell

 Chair  
\$480

**744/SI** 4-Leg Chair - Single Piece Beech wood Shell, Upholstered Seat Insert

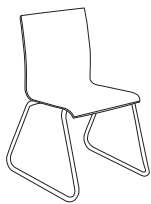
COM Yardage: 0.75 Yds

COM	GR1	GR2	GR3	GR4	GR5	GR6	GR7	GR8	GR9	GR10	LEA
\$608	\$651	\$677	\$704	\$731	\$762	\$791	\$824	\$856	\$891	\$927	\$1095

**744/U** 4-Leg Chair - Fully Upholstered Shell

COM Yardage: 1.5 Yds

COM	GR1	GR2	GR3	GR4	GR5	GR6	GR7	GR8	GR9	GR10	LEA
\$626	\$669	\$698	\$725	\$754	\$784	\$815	\$847	\$882	\$916	\$953	\$1126


**740** Sled Base Chair - Single Piece Beech wood Shell

 Chair  
\$519

**740/SI** Sled Base Chair - Single Piece Beech wood Shell, Upholstered Seat Insert

COM Yardage: 0.75 Yds

COM	GR1	GR2	GR3	GR4	GR5	GR6	GR7	GR8	GR9	GR10	LEA
\$650	\$695	\$723	\$752	\$782	\$813	\$845	\$879	\$913	\$950	\$989	\$1168

**740/U** Sled Base Chair - Fully Upholstered Shell

COM Yardage: 1.5 Yds

COM	GR1	GR2	GR3	GR4	GR5	GR6	GR7	GR8	GR9	GR10	LEA
\$666	\$712	\$740	\$771	\$800	\$833	\$867	\$900	\$937	\$974	\$1013	\$1198

**OPTIONS**

Add upcharge to list price and code to model number

FR	CAL 133 (TB 133) Fire Retardant - per yd.	\$90/yd.
MB	Moisture Barrier - Per Seat	\$68
UBI	Upholstered Back Insert - per back	\$95
2FO/C	Two Fabric Option (frnt - bk)	\$49
O2FO/C	Two Fabric Option (offset)	\$49
CAS2	2" Black Casters - for Models 744 & 746	\$22 each
TT	Two Tone Stains	\$75
ENG	Laser Engraving Back Design*	\$85

SQ	Square Hole Back Cutouts	\$75
RD	Round Hole Back Cutouts	\$75
RECT	Rectilinear Hole Back Cutouts	\$75
PC-S	Polished Chrome finish - Sled Base	\$120
PC	Polished Chrome finish - 4-leg Chair	\$38
LPS	Laminate Plywood Seating**	Call
HG	Hand Grip Cutout	\$75

\*One time setup fee of \$245. Minimum 12 chairs (of same design and series)

\*\*Laminate seats (LPS) requires minimum 15 chair order

DIMENSIONS	Arm Chair
Seat Width:	17.5"
Seat Depth:	15.5"
Seat Height:	17.5"
Arm Height:	26"
Back Height:	33.5"
Overall Width:	20.5"
Overall Depth:	22"
Qty./Wt. per carton:	3 ea./62 lbs.



ANGLE ARM CHAIR

### MODEL / DESCRIPTION / LIST PRICING



#### 746 Angle Arm Chair - Single Piece Beech wood Shell

Chair  
\$585

#### 746/SI Angle Arm Chair - Single Piece Beech wood Shell, Upholstered Seat Insert

COM Yardage: 0.75 Yds

COM	GR1	GR2	GR3	GR4	GR5	GR6	GR7	GR8	GR9	GR10	LEA
\$738	\$789	\$821	\$853	\$888	\$924	\$960	\$998	\$1039	\$1080	\$1124	\$1328

#### 746/U Angle Arm Chair - Fully Upholstered shell

COM Yardage: 1.5 Yds

COM	GR1	GR2	GR3	GR4	GR5	GR6	GR7	GR8	GR9	GR10	LEA
\$834	\$892	\$928	\$965	\$1003	\$1043	\$1086	\$1128	\$1174	\$1221	\$1270	\$1500

### OPTIONS

Add upcharge to list price and code to model number

FR	CAL 133 (TB 133) Fire Retardant - per yd.	\$90/yd.
MB	Moisture Barrier - Per Seat	\$68
UBI	Upholstered Back Insert - per seat	\$95
2FO/C	Two Fabric Option (frnt - bk)	\$49
O2FO/C	Two Fabric Option (offset)	\$49
CAS2	2" Black Casters - for Models 744 & 746	\$22 each
TT	Two Tone Stains	\$75

ENG	Laser Engraving Back Design*	\$85
SQ	Square Hole Back Cutouts	\$75
RD	Round Hole Back Cutouts	\$75
RECT	Rectilinear Hole Back Cutouts	\$75
LPS	Laminate Plywood Seating**	Call
HG	Hand Grip Cutout	\$75

\*One time setup fee of \$245. Minimum 12 chairs (of same design and series)

\*\*Laminate seats (LPS) requires minimum 15 chair order

HIGH PRESSURE  
LAMINATES  
**LPS**  
available on Dekko

## DEKKO STOOLS

Dekko Stool has a Beech wood shell offered in several veneer species and designs in two back heights on two frame styles. Dekko shells are available in LPS, see LPS section for details.



4-LEG DEMI BACK STOOL



4-LEG TALL BACK STOOL

## ORDERING INFORMATION

### To Order Please Specify:

- |                            |  |
|----------------------------|--|
| 1) Series Name             | 6) Fabric Grade & Number                 |
| 2) Model Number            | 7) Back Cutout Design Option             |
| 3) Quantity                | 8) Optional Items                        |
| 4) Wood Stain Finish Color | 9) <b>LPS</b> (Laminate Plywood Seating) |
| 5) Epoxy Frame Color       |  |

## DEKKO STOOL GENERAL SPECIFICATIONS

### Shell

- Compound angle .50" thick multi-ply Beech wood shell.
- Shell is available in full or demi back with vertical running wood grain.
- Four specialty veneers are also offered for the Dekko shell (see options).

### Upholstery

- Shell or upholstered inserts can be finished in choice of fabric, vinyl, crypton, leather or aproved COM.

### Frame

- Dekko bar stool frames are .75" diameter, 14 gauge steel tubing with hand brazed welds.

### Glides

- Factory installed self leveling steel glides.

## COLORS / FINISHES

### Wood Stain Finish Colors:

Standard wood stain colors.

### Stool Frame Finish Colors:

Standard powder coat finishes

Optional polished chrome available with upcharge.

## OPTIONS

- CODE: FR - CAL 133 (TB 133) Fire Retardant.
- CODE: MB - Moisture Barrier.
- CODE: UBI - Upholstered Back Insert.
- CODE: 2FO/C - Two Fabric Option (front - back).
- CODE: O2FO/C - Two Fabric Option (offset).
- CODE: TT - Two Tone Stains.
- CODE: ENG - Laser Engraving.
- CODE: CH - Counter Height (24" seat height)
- CODE: SH - Specialty Height (any custom height)
- CODE: SQ - Square Hole Back Cutout.  
RD - Round Hole Back Cutout.  
RECT - Rectilinear Hole Back Cutout
- CODE: PC - Polished Chrome frame finish.
- CODE: HG - Hand Grip Cutout.



SOLID BACK





ROUND HOLE



SQUARE HOLE



RECTILINEAR HOLE



DIMENSIONS	Demi Back Bar Stool	Tall Back Bar Stool
Seat Width:	17.5"	17.5"
Seat Depth:	15.5"	15.5"
Seat Height:	30"	30"
Back Height:	34.5"	44"
Overall Width:	22"	22"
Overall Depth:	24"	24"
Qty./Wt. per carton:	3 ea./62 lbs.	2 ea./46 lbs.



4-LEG DEMI BACK STOOL

### MODEL / DESCRIPTION / LIST PRICING



#### 743 Demi Back Stool

Chair  
\$647

#### 743/SI Demi Back Stool - Upholstered Seat Insert

COM Yardage: 0.75 Yds

COM	GR1	GR2	GR3	GR4	GR5	GR6	GR7	GR8	GR9	GR10	LEA
\$737	\$789	\$820	\$853	\$887	\$922	\$959	\$998	\$1038	\$1079	\$1123	\$1327



#### 752 Tall Back Bar Stool



Chair  
\$617

#### 752/SI Tall Back Stool - Upholstered Seat Insert


COM Yardage: 0.75 Yds

COM	GR1	GR2	GR3	GR4	GR5	GR6	GR7	GR8	GR9	GR10	LEA
\$700	\$748	\$778	\$809	\$841	\$875	\$910	\$947	\$984	\$1024	\$1065	\$1259

#### 752/U Tall Back Stool - Fully Upholstered Shell

COM Yardage: 1.5 Yds

COM	GR1	GR2	GR3	GR4	GR5	GR6	GR7	GR8	GR9	GR10	LEA
\$760	\$813	\$846	\$880	\$915	\$952	\$990	\$1029	\$1070	\$1113	\$1158	\$1368



### OPTIONS

Add upcharge to list price and code to model number

FR	CAL 133 (TB 133) Fire Retardant - per yd.	\$90/yd.
MB	Moisture Barrier - Per Seat	\$68
UBI	Upholstered Back Insert - per seat	\$95
2FO/C	Two Fabric Option (frnt - bk)	\$49
O2FO/C	Two Fabric Option (offset)	\$49
TT	Two Tone Stains	\$75
ENG	Laser Engraving Back Design*	\$85

CH	Counter Height (24" seat height)	\$28
SH	Specialty Height (any custom height)	\$28
SQ	Square Hole Back Cutouts	\$75
RD	Round Hole Back Cutouts	\$75
RECT	Rectilinear Hole Back Cutouts	\$75
PC	Polished Chrome finish - Bar Stool	\$58
HG	Hand Grip Cutout	\$75

\*One time setup fee of \$245. Minimum 12 chairs (of same design and series)

## DEL STOOLS

Del Stools feature an upholstered seat over 4" high resiliency foam in two heights with a fully welded square metal tube or solid hardwood frame.



METAL FRAME BAR STOOL



WOOD FRAME BAR STOOL

## ORDERING INFORMATION

### To Order Please Specify:

- |                 |                           |
|-----------------|---------------------------|
| 1) Series Name  | 4) Frame Color/Wood Stain |
| 2) Model Number | 5) Fabric Grade & Number  |
| 3) Quantity     | 6) Optional Items         |

## DEL GENERAL SPECIFICATIONS

### Upholstery

- Seat is fully upholstered over 4" high resiliency foam.
- Seat can be upholstered with choice of fabric, vinyl, crypton, leather or approved COM.

### Frame

- Fully welded 1"x1" 14 gauge square steel tubing.
- Wood stool frames are solid 1.25" X 2" Maple wood.

### Glides

- Factory installed polyvinyl glides.

### Scuff Guard

- Standard factory installed stainless steel scuff guard.

## COLORS / FINISHES

### Frame Finish Colors:

- Standard powder coat colors.
- Standard wood stain colors.


## OPTIONS

- CODE: FR - CAL 133 (TB 133) Fire Retardant.
- CODE: MB - Moisture Barrier.

### STANDARD STAINLESS STEEL SCUFF GUARD DETAIL



METAL FRAME

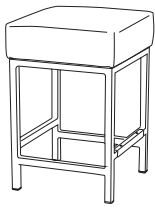


WOOD FRAME

DIMENSIONS	Counter Stool	Bar Stool
Seat Height:	24"	30"
Overall Width:	15"	15"
Overall Depth:	15"	15"
Qty./Wt. per carton:	1 ea./33 lbs.	1 ea./35 lbs.



METAL FRAME COUNTER STOOL

**MODEL / DESCRIPTION / LIST PRICING**

**5110 Counter Stool - Metal Frame**


COM Yardage: 1.25 Yd

COM	GR1	GR2	GR3	GR4	GR5	GR6	GR7	GR8	GR9	GR10	LEA
\$794	\$849	\$883	\$918	\$955	\$993	\$1032	\$1074	\$1117	\$1162	\$1208	\$1428

**5114 Counter Stool - Wood Frame**

COM Yardage: 1.25 Yd

COM	GR1	GR2	GR3	GR4	GR5	GR6	GR7	GR8	GR9	GR10	LEA
\$806	\$862	\$897	\$932	\$970	\$1008	\$1049	\$1091	\$1135	\$1179	\$1227	\$1451


**5112 Bar Stool - Metal Frame**

COM Yardage: 1.25 Yd

COM	GR1	GR2	GR3	GR4	GR5	GR6	GR7	GR8	GR9	GR10	LEA
\$829	\$888	\$923	\$960	\$998	\$1039	\$1080	\$1124	\$1168	\$1215	\$1263	\$1493

**5116 Bar Stool - Wood Frame**

COM Yardage: 1.25 Yd

COM	GR1	GR2	GR3	GR4	GR5	GR6	GR7	GR8	GR9	GR10	LEA
\$841	\$900	\$936	\$973	\$1013	\$1053	\$1095	\$1139	\$1185	\$1232	\$1281	\$1514

**OPTIONS**

Add upcharge to list price and code to model number

FR	CAL 133 (TB 133) Fire Retardant per yard	\$90/yd.	MB	Moisture Barrier - Per Seat	\$68
----	--	----------	----	-----------------------------	------

**HURRY!**  
**QUANTITIES**  
**LIMITED!**

### DELFI SERIES

The Delfi Series chair features exceptional comfort. Contoured plastic shell is designed for long hours of sitting pleasure. Delfi multipurpose stacking chairs are available in 4 stacking frame styles.



4-LEG

**DRASTICALLY**  
**REDUCED**



4-LEG W/ARMS AND INSERTS

### ORDERING INFORMATION

#### To Order Please Specify:

- |                     |                          |
|---------------------|--------------------------|
| 1) Series Name      | 5) Frame Color           |
| 2) Model Number     | 6) Fabric Grade & Number |
| 3) Quantity         | 7) Optional Items        |
| 4) Poly Shell Color |                          |

### DELFI GENERAL SPECIFICATIONS

#### Shell

- 100% Polypropylene two piece shell available in several shell colors.

#### Upholstery

- Upholstered insert on seat and back can be upholstered with choice of fabric, vinyl, crypton, leather or approved COM.

#### Frame

- Sled Base chair frame is .625" dia., 12 gauge continuous steel tubing.
- Four leg café chair and bar stool frames are .875" diameter, 12 gauge steel tubing.
- Four Leg with Elliptical Arms model 085 is 12 gauge steel tubing with 1.25" elliptical steel on arm section and .875" diameter on back legs.

#### Glides

- Sled base and arm chair includes clear, non-marking polyvinyl glides.
- Self leveling steel glides are installed on the 4-Leg chairs and stools.

#### Stacking

- Sled chairs stack 4 high on the floor, 16-18 high on a dolly.
- Upholstered sled stacks 8-10 on a dolly.
- Four leg chairs and stools stack 4 high on the floor.
- Four leg chairs stack 6-8 high on dolly.



#196 Stacking Chair Dolly

This dolly will accommodate Delfi Stacking Models. Square laminate base insert protects chairs. Approx. 25" x 25".

### COLORS / FINISHES

#### Frame Finish Colors:

Standard powder coat finishes.

Optional polished chrome available with upcharge.

- Chrome not available on Bar and Counter Height Stools.

#### Polypropylene Shell Colors:

- |             |             |
|-------------|-------------|
| • Burgundy  | • Persimmon |
| • White     | • Gray      |
| • Charcoal  | • Plum      |
| • Navy Blue | • Big Sky   |

### OPTIONS

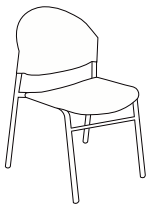
- CODE: FR - CAL 133 (TB 133) Fire Retardant.
- CODE: MB - Moisture Barrier.
- CODE: JB - Jury Base - Includes swivel.
- CODE: PC - Polished chrome frame (chairs only).
- CODE: GD - Metal Ganging welded to frame. Not available for polished chrome.
- CODE: GD - Plastic Ganging.
- CODE: CH - Counter Height (24" seat height)
- CODE: SH - Specialty Height (any custom height)
- CODE: 2FO/C - Two Fabric Option (Seat and Back Inserts)
- Dolly Model #196. Made of heavy duty steel. Available in black powder coated finish. Dolly specifications with chair models.

DIMENSIONS	4-Leg Stacking
Seat Width:	18.5"
Seat Depth:	17.5"
Seat Height:	18"
Back Height:	32"
Overall Width:	21"
Overall Depth:	18"
Qty./Wt. per carton:	4 ea./50 lbs.



4-LEG STACKING CHAIR  
UPHOLSTERED SEAT AND BACK INSERTS

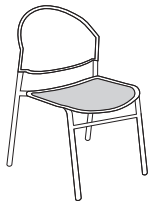
## MODEL / DESCRIPTION / LIST PRICING



### 083 4-Leg Stacking Chair




Chair  
\$241



### 083/SI 4-Leg Stacking Chair with Upholstered Seat Insert

COM Yardage: 0.75 Yard

COM	GR1	GR2	GR3	GR4	GR5	GR6	GR7	GR8	GR9	GR10	LEA
\$364	\$390	\$405	\$421	\$438	\$456	\$474	\$493	\$513	\$533	\$554	\$655



### 083/S 4-Leg Stacking Chair with Upholstered Seat and Back Inserts

COM Yardage (Two Color): Seat: 0.75 Yard / Back: 0.5 Yard

COM Yardage (One Color): 0.75 Yard

COM	GR1	GR2	GR3	GR4	GR5	GR6	GR7	GR8	GR9	GR10	LEA
\$446	\$477	\$496	\$516	\$536	\$558	\$580	\$604	\$627	\$653	\$679	\$802

## PLASTIC SHELL COLORS



## OPTIONS

Add upcharge to list price and code to model number

FR	CAL 133 (TB 133) Fire Retardant - per yd.	\$90/yd.
MB	Moisture Barrier - Per Seat	\$68
JB	Jury Base	\$390
PC	Polished Chrome frame - 4-Leg Chair	\$38

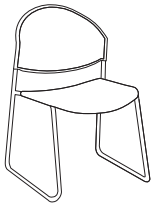
2FO/C	Two Fabric Option	\$49
GD	Metal Ganging	\$28
GD	Plastic Ganging	\$26
196	Stacking Chair Dolly	\$483




DIMENSIONS	Sled Base Stacker
Seat Width:	18.5"
Seat Depth:	17.5"
Seat Height:	18"
Back Height:	32"
Overall Width:	21.25"
Overall Depth:	18"
Qty./Wt. per carton:	4 ea./50 lbs.



SLED BASE WITH SEAT AND BACK INSERTS

**MODEL / DESCRIPTION / LIST PRICING**

**080** Sled Base Stacking Chair

 Chair  
 \$207

**080/SI** Sled Base Stacking Chair with Upholstered Seat Insert

COM Yardage: 0.75 Yard

COM	GR1	GR2	GR3	GR4	GR5	GR6	GR7	GR8	GR9	GR10	LEA
\$353	\$377	\$393	\$409	\$424	\$441	\$459	\$477	\$497	\$516	\$538	\$635


**080/S** Sled Base Stacking Chair with Upholstered Seat and Back Inserts

 COM Yardage (One Color): 0.75 Yard  
 COM Yardage (Two Color): Seat: 0.75 Yard / Back: 0.5 Yard

COM	GR1	GR2	GR3	GR4	GR5	GR6	GR7	GR8	GR9	GR10	LEA
\$435	\$465	\$484	\$503	\$523	\$544	\$566	\$588	\$612	\$636	\$662	\$782

**PLASTIC SHELL COLORS**

**OPTIONS**

Add upcharge to list price and code to model number

FR	CAL 133 (TB 133) Fire Retardant - per yd.	\$90/yd.
MB	Moisture Barrier - Per Seat	\$68
JB	Jury Base	\$390
PC	Polished Chrome frame - sled base chair	\$38

2FO/C	Two Fabric Option	\$49
GD	Metal Ganging	\$28
GD	Plastic Ganging	\$26
#196	Stacking Chair Dolly	\$483

DIMENSIONS	4-Leg with Arms
Seat Width:	18.5"
Seat Depth:	17.5"
Seat Height:	18"
Arm Height:	26"
Back Height:	32"
Overall Width:	23"
Overall Depth:	18"
Qty./Wt. per carton:	4 ea./68 lbs.



4-LEG STACKING CHAIR WITH ARMS  
UPHOLSTERED SEAT AND BACK INSERTS

### MODEL / DESCRIPTION / LIST PRICING



#### 085 4-Leg Stacking Chair with Arms

Chair  
\$386



#### 085/SI 4-Leg Stacking Chair with Arms - Upholstered Seat Insert

COM Yardage: 0.75 Yard

COM	GR1	GR2	GR3	GR4	GR5	GR6	GR7	GR8	GR9	GR10	LEA
\$559	\$598	\$622	\$646	\$673	\$700	\$728	\$757	\$787	\$819	\$851	\$1006

COM Yardage (Two Color): Seat: 0.75 Yard / Back: 0.5 Yard



#### 085/S 4-Leg Stacking Chair with Arms - Upholstered Seat and Back Inserts

COM Yardage (One Color): 0.75 Yard

COM	GR1	GR2	GR3	GR4	GR5	GR6	GR7	GR8	GR9	GR10	LEA
\$661	\$707	\$736	\$765	\$795	\$828	\$860	\$895	\$931	\$968	\$1007	\$1189

### OPTIONS

Add upcharge to list price and code to model number

FR	CAL 133 (TB 133) Fire Retardant - per yd.	\$90/yd.
MB	Moisture Barrier - Per Seat	\$68
PC	Polished Chrome frame - 4-Leg Chair w/ arms	\$68
2FO/C	Two Fabric Option	\$49

GD	Metal Ganging	\$28
GD	Plastic Ganging	\$26
196	Stacking Chair Dolly	\$483

DIMENSIONS	Bar Stool
Seat Width:	18.5"
Seat Depth:	17.5"
Seat Height:	30"
Back Height:	42"
Overall Width:	21.25"
Overall Depth:	24"
Qty./Wt. per carton:	3 ea./64 lbs.



STACKING BAR STOOL

### MODEL / DESCRIPTION / LIST PRICING



#### 083H Stacking Bar Stool



Chair  
\$413



#### 083H/SI Stacking Bar Stool - Upholstered Seat Insert

COM Yardage: 0.75 Yard

COM	GR1	GR2	GR3	GR4	GR5	GR6	GR7	GR8	GR9	GR10	LEA
\$610	\$653	\$679	\$707	\$735	\$764	\$794	\$827	\$859	\$894	\$930	\$1099



#### 083H/S Stacking Bar Stool - Upholstered Seat and Back Inserts

COM Yardage (Two Color): Seat: 0.75 Yard / Back: 0.5 Yard

COM Yardage (One Color): 0.75 Yard

COM	GR1	GR2	GR3	GR4	GR5	GR6	GR7	GR8	GR9	GR10	LEA
\$692	\$740	\$771	\$801	\$833	\$867	\$902	\$937	\$974	\$1014	\$1054	\$1245

### PLASTIC SHELL COLORS



### OPTIONS

Add upcharge to list price and code to model number

FR	CAL 133 (TB 133) Fire Retardant - per yd.	\$90/yd.
MB	Moisture Barrier - Per Seat	\$68
2FO/C	Two Fabric Option	\$49

CH	Counter Height (24" seat height)	\$28
SH	Specialty Height (any custom height)	\$28

### DION OCCASIONAL TABLE

Jackson / Dion Occasional Table features a 1.25" thick table top

- rectangular steel tubed crossed table frame
- standard powder coat finish.



SQUARE END TABLE



ROUND END TABLE

### ORDERING INFORMATION

- |                 |                           |
|-----------------|---------------------------|
| 1) Series Name  | 4) Laminate Name & Number |
| 2) Model Number | 5) Edge Selection         |
| 3) Quantity     | 6) Optional Items         |

### DION SPECIFICATIONS

#### Table Frame

Table frame is made of formed and welded 14 gauge steel 0.75" x 1.5" rectangular steel tubing with welded metal brackets for attaching tops. Frames are sandblasted and finished in your choice of standard powder coat colors or optional polished chrome. Product shipped completely assembled and ready for use.

#### Table Tops/Solid Surface

Laminate tops are 1.25" thick, finished with high pressure laminate.

**Solid Surface and Corian table tops will be quoted upon request.**

#### Laminate

ERG offers over 1000 standard laminate choices from Nevamar, Wilsonart, Formica and Pionite.

#### Glides

Four factory installed polyvinyl glides.

### OPTIONS


- CODE: PC - Polished Chrome Frame



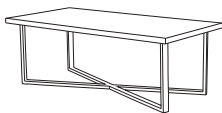
RECTANGULAR COFFEE TABLE

**MODEL / DESCRIPTION / LIST PRICING**
**DION OCCASIONAL TABLES**


Model Number	Model Description	Table Top Size	Table Height	Table Top Shape	Shipping Weight	LAMINATE TOP EDGE 2B OR 3A OR SELF EDGE	WOOD VENEER TOP EDGE 8G
DION20D	Occasional	20" dia.	17"	round	29 lbs.	\$1058	\$1123
DION24D	Occasional	24" dia.	17"	round	36 lbs.	\$1153	\$1222
DION28D	Occasional	28" dia.	17"	round	43 lbs.	\$1391	\$1474
DION36D	Occasional	36" dia.	17"	round	50 lbs.	\$1557	\$1649
DION20DT	Occasional	20" dia.	22"	round	29 lbs.	\$1257	\$1332
DION24DT	Occasional	24" dia.	22"	round	36 lbs.	\$1351	\$1432
DION28DT	Occasional	28" dia.	22"	round	43 lbs.	\$1414	\$1498
DION36DT	Occasional	36" dia.	22"	round	50 lbs.	\$1579	\$1673



DION20S	Occasional	20" x 20"	17"	square	29 lbs.	\$1138	\$1207
DION24S	Occasional	24" x 24"	17"	square	36 lbs.	\$1167	\$1237
DION28S	Occasional	28" x 28"	17"	square	43 lbs.	\$1331	\$1412
DION20ST	Occasional	20" x 20"	22"	square	29 lbs.	\$1212	\$1285
DION24ST	Occasional	24" x 24"	22"	square	36 lbs.	\$1264	\$1341
DION28ST	Occasional	28" x 28"	22"	square	43 lbs.	\$1376	\$1458
DION36ST	Occasional	36 x 36"	22"	square	49 lbs.	\$1546	\$1637



DION2448	Occasional	24" x 48"	17"	rectangular	79 lbs.	\$1877	\$1989
DION2460	Occasional	24" x 60"	17"	rectangular	88 lbs.	\$1991	\$2110
DION2448T	Occasional	24" x 48"	22"	rectangular	79 lbs.	\$1940	\$2056
DION2460T	Occasional	24" x 60"	22"	rectangular	88 lbs.	\$2055	\$2177

**OPTIONS**

Add upcharge to list price and code to model number

PC	Polished Chrome Frame	\$285
----	-----------------------	-------

## DIXON OCCASIONAL TABLE

Dixon Occasional Table features a polished chrome column and base in three shapes. Dixon is also available in two heights: occasional and laptop.



ALMOST SQUARE BASES  
RECTANGLE KRYSTALCAST® TOP



ROUND BASE  
LAMINATE KNIFE EDGE TOP



ALMOST SQUARE BASE  
KNIFE EDGE TOP

## ORDER INFORMATION

- |                 |                               |
|-----------------|-------------------------------|
| 1) Series Name  | 6) Laminate Selection and No. |
| 2) Model Number | 7) Edge Style Code and Color  |
| 3) Size         | 8) Wood Species               |
| 4) Quantity     | 9) Wood Stain Color           |
| 5) Base Shape   | 10) Optional Items            |

## DIXON OCCASIONAL TABLE BASE SPECIFICATIONS

### Dixon Base

<b>Table Height</b>	Available table height is 18" or 26".
<b>Column</b>	2" diameter polished chrome.
<b>Assembly</b>	Base mounts to tabletop with ¼-20 x 1" machine screws into metal inserts in top. NO WOOD SCREWS ARE USED.
<b>Base</b>	Polished Chrome in three different shapes (specify base shape when ordering): <b>RDB</b> - 15" diameter round <b>SQB</b> - 16" x 16" square <b>ASB</b> - 15" x 15" almost square.

## TABLE TOP SPECIFICATIONS

### Table Tops

Table top core is CARB Phase I & Phase II Compliant. Laminate, wood veneer and phenolic backing are glued with water based adhesives. Also available in solid surface and acrylic.

Shapes available in round, elliptical, square, rectangle, almost square and almost rectangle.

## FINISHES

### Table Base

Polished chrome finish is standard.  
Optional standard powder coat colors are available.

### Laminate/Veneer Selections

ERG offers over 1000 standard laminate choices from Nevamar, Wilsonart, Formica and Pionite. Wood veneer is available in transparent stain colors - custom stain matching available.

## OPTIONS

- CODE: SF - Powder Coat finish in choice of standard powder coat colors.

## DIXON OCCASIONAL TABLE BASE SHAPE CHOICES - SPECIFY WHEN ORDERING



15" ALMOST SQUARE - **ASB**



16" SQUARE - **SQB**



15" ROUND - **RDB**

Specify base shape when ordering:

**RDB** - 15" diameter round

**SQB** - 16" x 16" square

**ASB** - 15" x 15" almost square.



ROUND BASE  
KNIFE EDGE TOP



SQUARE BASE  
KRYSTALCAST® TOP

Model Number	Table Top Size	Table Height	Shpg. Weight	LAMINATE TOP EDGE 2B OR 3A	LAMINATE TOP KNIFE EDGE 6-J	VENEER TOP EDGE 8G
--------------	----------------	--------------	--------------	-------------------------------	--------------------------------	-----------------------

#### ROUND TOP



DXOR16	16" dia.	18"	35 lbs.	\$774	\$992	\$1289
DXOR18	18" dia.	18"	40 lbs.	\$785	\$1003	\$1304
DXOR24	24" dia.	18"	45 lbs.	\$883	\$1079	\$1403

#### ELLIPTICAL TOP



DXOE1620	16" x 20"	18"	45 lbs.	\$905	\$1145	\$1488
DXOE1624	16" x 24"	18"	50 lbs.	\$1036	\$1297	\$1686

#### SQUARE TOP



DXOR16S	16" x 16"	18"	35 lbs.	\$790	\$997	\$1297
DXOR18S	18" x 18"	18"	40 lbs.	\$801	\$1008	\$1311
DXOR24S	24" x 24"	18"	45 lbs.	\$937	\$1259	\$1637

#### ALMOST SQUARE TOP



DXOR16AS	16" x 16"	18"	35 lbs.	\$909	\$1147	\$1491
DXOR18AS	18" x 18"	18"	40 lbs.	\$921	\$1160	\$1507
DXOR24AS	24" x 24"	18"	45 lbs.	\$1078	\$1448	\$1881

#### RECTANGLE TOP



DXOR1620RT	16" x 20"	18"	70 lbs.	\$1021	\$1260	\$1638
DXOR1624RT	16" x 24"	18"	80 lbs.	\$1034	\$1272	\$1654

#### ALMOST RECTANGLE TOP



DXOR1620AR	16" x 20"	18"	70 lbs.	\$1175	\$1449	\$1884
DXOR1624AR	16" x 24"	18"	80 lbs.	\$1189	\$1463	\$1902

Call for pricing on other edge profiles and KrystalCast® or solid surface tops.

#### OPTIONS

Add upcharge to list price and code to model number

SF	Powder Coat Color (per base)	\$60
----	------------------------------	------

Specify base shape when ordering:

**RDB** - 15" diameter round

**SQB** - 16" x 16" square

**ASB** - 15" x 15" almost square.



DOUBLE ALMOST SQUARE BASES WITH ALMOST RECTANGLE TOP

### RECTANGLE TOP (DOUBLE BASES)



Model Number	Table Top Size	Table Height	Shpg. Weight	LAMINATE TOP EDGE 2B OR 3A	LAMINATE TOP KNIFE EDGE 6-J	VENEER TOP EDGE 8G
DXOR2448RT	24" x 48"	18"	70 lbs.	\$1842	\$2267	\$2947
DXOR2460RT	24" x 60"	18"	80 lbs.	\$1951	\$2387	\$3103

### ALMOST RECTANGLE TOP (DOUBLE BASES)



DXOR2448AR	24" x 48"	18"	70 lbs.	\$2119	\$2607	\$3390
DXOR2460AR	24" x 60"	18"	80 lbs.	\$2244	\$2746	\$3570



DOUBLE SQUARE BASES WITH RECTANGLE TOP

Call for pricing on other edge profiles and KrystalCast® or solid surface tops.

### OPTIONS

Add upcharge to list price and code to model number

SF	Powder Coat Color (per base)	\$60
----	------------------------------	------



Specify base shape when ordering:

**RDB** - 15" diameter round

**SQB** - 16" x 16" square

**ASB** - 15" x 15" almost square.



ROUND BASE  
KNIFE EDGE TOP



ALMOST SQUARE BASE SOLID  
SURFACE TOP / KNIFE EDGE

### ROUND TOP



Model Number	Table Top Size	Table Height	Shpg. Weight	LAMINATE TOP EDGE 2B OR 3A	LAMINATE TOP KNIFE EDGE 6-J	VENEER TOP EDGE 8G
DXLR16	16" dia.	26"	35 lbs.	\$719	\$927	\$1204
DXLR18	18" dia.	26"	40 lbs.	\$730	\$937	\$1219
DXLR24	24" dia.	26"	45 lbs.	\$818	\$1025	\$1332

### ELLIPTICAL TOP



DXLE1620	16" x 20"	26"	45 lbs.	\$839	\$1079	\$1403
DXLE1624	16" x 24"	26"	50 lbs.	\$970	\$1243	\$1615

### SQUARE TOP



DXLR16S	16"X16"	26"	35 lbs.	\$790	\$997	\$1297
DXLR18S	18"X18"	26"	40 lbs.	\$801	\$1008	\$1311
DXLR24S	24"X24"	26"	45 lbs.	\$937	\$1259	\$1637

### ALMOST SQUARE TOP



DXLR16AS	16"X16"	26"	35 lbs.	\$1215	\$1624	\$2111
DXLR18AS	18"X18"	26"	40 lbs.	\$1482	\$1973	\$2565
DXLR24AS	24"X24"	26"	45 lbs.	\$1602	\$2093	\$2721

### RECTANGLE TOP



DXLR1620	16" x 20"	26"	45 lbs.	\$948	\$1188	\$1545
DXLR1624	16" x 24"	26"	50 lbs.	\$1079	\$1352	\$1757

### ALMOST RECTANGLE TOP



DXLR1620AR	16" x 20"	26"	45 lbs.	\$1003	\$1243	\$1615
DXLR1624AR	16" x 24"	26"	50 lbs.	\$1134	\$1406	\$1828

Call for pricing on other edge profiles and KrystalCast® or solid surface tops.

### OPTIONS

Add upcharge to list price and code to model number

SF	Powder Coat Color (per base)	\$60
----	------------------------------	------

**STACKING CHAIR DOLLY / LIST PRICING\***



#196 DOLLY SHOWN WITH  
WEBBY 4-LEG STACKING CHAIRS



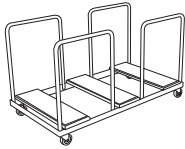
#196 DOLLY SHOWN WITH  
REWIND 4-LEG STACKING CHAIRS



This dolly will accommodate all stacking chairs up to 22.5" deep.  
Square laminate base insert protects chairs. Approx. 25" x 25".

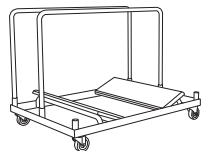
#196 - DOLLY FOR 4-LEG AND SLED BASE CHAIRS

\$526

**MODEL / DESCRIPTION / LIST PRICING**
**VERTICAL STORAGE DOLLY | FOR RECTANGULAR TABLES**


Model Number	Stacking Capacity	Dolly Dimensions	Shipping Weight	LIST PRICE
D-OL-MP	6	34"W x 72"L x 40"H	40 lbs.	\$1825

VERTICAL STORAGE DOLLY. Ideal for rectangular tables with overlapping legs or removable modesty panels. All dollies are manufactured by ERG based on the table size. Dollies are constructed of 2"x 2"x 3/16" heavy gauge steel and 1.25" round steel tubing. Special removable posts are designed so that tables WILL NOT fall off dolly. The posts can be removed when tables are ready to be loaded or unloaded from the dolly. Upholstered boards are finished in black vinyl and are attached to the metal frame to protect the tables during storage. Dolly includes a removable handle for storage. Two each, 5" swivel and two each, 5" non-swivel casters are welded to frame for maximum strength and guidability. Dollies are finished in black textured powder coat paint. Designed for tables & modesty panels to store vertically.


**VERTICAL STORAGE DOLLY | FOR ROUND TABLES**


Model Number	Stacking Capacity	Dolly Dimensions	Shipping Weight	LIST PRICE
D60	6	34"W x 72"L x 40"H	40 lbs.	\$1784

VERTICAL STORAGE DOLLY. Ideal for "round tables". All dollies are manufactured by ERG based on the table size. Dollies are constructed of 2"x 2"x 3/16" heavy gauge steel and 1.25" round steel tubing. Special removable posts are designed so that tables WILL NOT fall off dolly. The posts can be removed when tables are ready to be loaded or unloaded from the dolly. Upholstered boards are finished in black vinyl and are attached to the metal frame to protect the tables during storage. Dolly includes a removable handle for storage. Two each, 5" swivel and two each, 5" non-swivel casters are welded to frame for maximum strength and guidability. Dollies are finished in black textured powder coat paint. Designed for round tables to store vertically.





DOME ROUND CAFÉ



DOME SQUARE CAFÉ



DOME BAR HEIGHT

## ORDER INFORMATION

- |                            |                               |
|----------------------------|-------------------------------|
| 1) Series Name             | 6) Laminate Selection and No. |
| 2) Model Number            | 7) Edge Style Code and Color  |
| 3) Size                    | 8) Wood Species               |
| 4) Quantity                | 9) Wood Stain Color           |
| 5) Powder Coat Frame Color | 10) Optional Items            |

## DOME CAFÉ BASE SPECIFICATIONS

### Dome Base

<b>Table Height</b>	Table height is 29" to 30" depending on table top specified. Bar Height table is 42".
<b>Column</b>	3" round 14 gauge steel tubing.
<b>Base</b>	Base is made of 17", 22" or 28" diameter base spread steel formed metal cover and cast iron substrate, depending on size of tabletop. Steel cover offers a smooth, clean powdercoat finish in any standard color.
<b>Plate</b>	10" x 10" square • 12" X 12" square 14" X 14" square
<b>Glides</b>	Adjustable zinc rubber cushion glides
<b>Assembly</b>	A ¼" thick stamped plate is ½-13 threaded and welded to the interior bottom portion of the 3" column. Dome disc base is field assembled to column with a ½-13 x 4" bolt from bottom of base into the welded plate in column for maximum strength, no tie-rod assembly. Base mounts to tabletop with ¼-20 x 1" machine screws into metal inserts in top. NO WOOD SCREWS ARE USED.
<b>Finish</b>	Choice of standard powder coat colors – See "Color Selections" brochure.

### Table Top

Table top core is CARB Compliant 1.25" particle board. Laminate, wood veneer and phenolic backing are glued with water based adhesives.

### Edge Selections

ERG offers a wide variety of table top edge materials including PVC, wood, aluminum and resin/urethane.

## FINISHES

### Table Bases and Legs

Finished in your choice of standard powder coat colors. Finishes listed at beginning of price list. For colors refer to "Color Selections" brochure. For actual color samples, please call Customer Service.

### Laminate/Veneer Selections

ERG offers over 1000 standard laminate choices from Nevamar, Wilsonart, Formica and Pionite. Wood veneer is available in transparent stain colors - custom stain matching available.


## OPTIONS

- CODE: STH - Special Table Height (any table height other than 29"
- CODE: RC - Polished Chrome Footring.
- CODE: RP - Painted Footring.
- CODE: ULW - Ultra Lightweight Top
- CODE: RAD - Radius Corners for 3MM Edge




OPTIONAL FOOTRING


**MODEL / DESCRIPTION / LIST PRICING**
**DOME | CAFÉ | ROUND**

	Model Number	Table Top Size	Shpg. Wght.	Base Spread	LAMINATE TOP ASSORTED EDGES							VENEER TOP	
					GRP 1	GRP 2	GRP 3	GRP 4	GRP 5	GRP 6	GRP 7	GRP 8	GRP 9
 ROUND	DM24D	24" Dia.	38	17"	\$516	\$526	\$601	\$668	\$799	\$907	\$1040	\$1385	\$1543
	DM30D	30" Dia.	55	22"	\$617	\$631	\$732	\$818	\$992	\$1137	\$1309	\$1692	\$1850
	DM36D	36" Dia.	65	22"	\$724	\$741	\$863	\$969	\$1179	\$1354	\$1564	\$1999	\$2172
	DM42D	42" Dia.	100	22"	\$937	\$961	\$1121	\$1258	\$1529	\$1758	\$2032	\$2594	\$2817
	DM48D	48" Dia.	125	28"	\$1033	\$1062	\$1256	\$1420	\$1753	\$2025	\$2357	\$2915	\$3108

**DOME | CAFÉ | SQUARE**



	Model Number	Table Top Size	Shpg. Wght.	Base Spread	LAMINATE TOP ASSORTED EDGES							VENEER TOP	
					GRP 1	GRP 2	GRP 3	GRP 4	GRP 5	GRP 6	GRP 7	GRP 8	GRP 9
 SQUARE	DM24S	24" Dia.	48	22"	\$513	\$523	\$602	\$671	\$806	\$920	\$1054	\$1389	\$1537
	DM2430S	24x30 Sq.	53	22"	\$550	\$564	\$656	\$736	\$895	\$1026	\$1185	\$1518	\$1651
	DM30S	30" Sq.	69	22"	\$607	\$620	\$720	\$809	\$982	\$1126	\$1300	\$1669	\$1818
	DM36S	36" Sq.	82	22"	\$735	\$753	\$879	\$986	\$1202	\$1383	\$1598	\$2034	\$2205
	DM42S	42" Sq.	125	28"	\$950	\$971	\$1133	\$1268	\$1541	\$1768	\$2042	\$2616	\$2849

**DOME | CAFÉ | RECTANGLE**

	Model Number	Table Top Size	Shpg. Wght.	Base Spread	LAMINATE TOP ASSORTED EDGES							VENEER TOP	
					GRP 1	GRP 2	GRP 3	GRP 4	GRP 5	GRP 6	GRP 7	GRP 8	GRP 9
 RECTANGLE	DM2448	24x48 Sq.	86	2-17"	\$920	\$937	\$1065	\$1174	\$1393	\$1575	\$1792	\$2445	\$2756
	DM2460	24x60 Sq.	95	2-17"	\$959	\$981	\$1122	\$1243	\$1485	\$1688	\$1929	\$2580	\$2879
	DM3048	30x48 Sq.	95	2-17"	\$957	\$977	\$1116	\$1237	\$1478	\$1679	\$1919	\$2570	\$2869
	DM3060	30x60 Sq.	106	2-17"	\$1014	\$1037	\$1196	\$1333	\$1609	\$1837	\$2110	\$2759	\$3039

Note: When optional base finish is required, please multiply upcharge by 2 for tables supported with an extra base.

**DOME | CAFÉ | BAR HEIGHT**

	Model Number	Table Top Size	Shpg. Wght.	Base Spread	LAMINATE TOP ASSORTED EDGES							VENEER TOP	
					GRP 1	GRP 2	GRP 3	GRP 4	GRP 5	GRP 6	GRP 7	GRP 8	GRP 9
 ROUND	DMH24D	24" Dia.	59	17"	\$741	\$753	\$828	\$895	\$1025	\$1135	\$1265	\$1884	\$2218
	DMH30D	30" Dia.	77	22"	\$785	\$799	\$900	\$986	\$1160	\$1305	\$1478	\$2062	\$2351
 SQUARE	DMH36D	36" Dia.	111	28"	\$884	\$901	\$1024	\$1127	\$1337	\$1513	\$1723	\$2350	\$2648
	DMH36S	36" Sq.	111	28"	\$895	\$911	\$1039	\$1146	\$1361	\$1542	\$1758	\$2384	\$2681

**OPTIONS**

Add upcharge to list price and code to model number

STH	Special Table Height - (other than 29" or 42")	\$150 per base
RP	Painted Foot-ring for Bar Height	\$110
RC	Polished Chrome Foot-ring for Bar Height	\$140

ULW	Ultra Lightweight Top	\$190
RAD	Radius Corners for 3MM Edge	\$200 per table




---

## DRAKE TABLE OF CONTENTS

---

Complete Line - At-A-Glance . . . . .	2	Drake Training Table Special Shape Pricing . . . . .	12
Drake Cafe Table Specifications . . . . .	3	Drake Podium Pricing . . . . .	13
Drake Cafe Table Finishes & Options . . . . .	4	Drake Presentation Board Pricing . . . . .	13
Drake Cafe Table Option Details . . . . .	5	Drake Center Modesty Panel Pricing . . . . .	14
Drake Cafe Table Pricing . . . . .	6	Drake Conference Table Specifications . . . . .	15
Drake Training Table Specifications . . . . .	7	Drake Conference Table Finishes & Options . . . . .	16
Drake Training Table Finishes & Options . . . . .	8	Drake Conference Table Pricing . . . . .	17
Drake Training Table Option Details . . . . .	9	Drake 4-Column Table Specifications . . . . .	18
New Urethane Edges . . . . .	10	Drake 4-Column Table Pricing . . . . .	19
Drake Training Table Pricing . . . . .	11	Drake Wire Management Pricing . . . . .	20

**CAFE / TRAINING / CONFERENCE**



CAFE TABLE WITH OPTIONAL POWER



TRAINING TABLE WITH OPTIONAL FLIP TOP AND CASTERS



INLINE NESTING WITH FLIP TOP AND CASTERS



Y-BASE CONFERENCE TABLE



TT-LEG CONFERENCE TABLE



4-COLUMN TABLE

**PODIUM / PRESENTATION BOARD**



ECONOMY MOBILE PODIUM



MOBILE PODIUM WITH MODESTY



MOBILE PRESENTATION WHITE BOARD



## DRAKE CAFÉ TABLE

Drake offers a comprehensive line of cafe tables designed with the highest performance in mind. With a high-tech look and solid structural build, the Drake is a perfect fit for any dining space. The array of options and bases make Drake our most versatile, stylish and functional line yet!



DRAKE CAFÉ TABLE

### ORDERING INFORMATION

- |                            |                               |
|----------------------------|-------------------------------|
| 1) Series Name             | 6) Laminate Selection and No. |
| 2) Model Number            | 7) Edge Style Code and Color  |
| 3) Size                    | 9) Optional Items             |
| 4) Quantity                |                               |
| 5) Powder Coat Frame Color |                               |

### DRAKE CAFÉ BASE SPECIFICATIONS

#### Drake X-Base

<b>Table Height</b>	Table height is 29" to 30" depending on table top specified. Bar Height table is 42".
<b>Column</b>	2.25" diameter 14 gauge steel tubing welded to top plate. <b>Round Column Only.</b>
<b>Base</b>	Diecast aluminum – 20", 26", 32" and 38" X-base spreads.
<b>Plate</b>	9.5" x 9.5" square 12" X 12" square
<b>Glides</b>	Adjustable poly glide with steel trim
<b>Assembly</b>	Top plate is welded to the vertical column and the vertical column is bolted to the horizontal base. No tie rod assembly. Base mounts to tabletop with ¼-20 x 1" machine screws into metal inserts in top.
<b>Finish</b>	Choice of standard powder coat colors – See "Colors & Finishes" brochure.

### DRAKE CAFÉ BASE SPECIFICATIONS

#### Drake T-Leg or C-Leg

<b>Table Height</b>	Table height is 29" to 30" depending on table top specified.
<b>Column</b>	T-Leg: 2.25" dia. round steel tubing welded to top plate. C-Leg: 1.625" x 2.875" oval tubing welded to top plate
<b>Base</b>	Diecast aluminum – 20", 26" spreads
<b>Plate</b>	6" x 8" 12 gauge stamped steel 5" x 5" 12 gauge stamped steel (Flip-Top)
<b>Glides</b>	Adjustable poly glide with steel trim
<b>Assembly</b>	Top plate is welded to the vertical column and the vertical column is bolted to the horizontal feet. No tie rod assembly. Base mounts to tabletop with ¼-20 x 1" machine screws into metal inserts in top. Stretcher steel bars are used on tops 72" and longer.
<b>Finish</b>	Choice of standard powder coat colors – See "Colors & Finishes" brochure

### TABLE TOP SPECIFICATIONS

#### Table Tops

Table top core is CARB Phase I & Phase II Compliant. Laminate, wood veneer and phenolic backing are glued with water based adhesives.

#### Flip-Top Mechanism

Durable all-steel construction with a spring-loaded release handle and a safety catch to maintain flipped-up position.





DRAKE CAFÉ TABLE  
WITH DRAKE POWER  
UNIT & COLUMN

## FINISHES

### Table Bases and Legs

Finished in your choice of standard powder coat colors. Finishes listed at beginning of price list. For colors refer to "Colors & Finishes" brochure. For actual color samples, please call Customer Service.

### Laminate/Veneer Selections

ERG offers over 1000 standard laminate choices from Nevamar, Wilsonart, Formica and Pionite. Wood veneer is available in transparent stain colors - custom stain matching available.

### Edge Selections:

ERG offers a wide variety of table top edge materials including PVC, wood, aluminum and resin.

Square tables using PVC T-edge will have a 2" radius on all corners.



X-BASE FLIP TOP MECHANISM



GLIDE DETAIL

## OPTIONS

- CODE: FLIP-D - Flip-Top (Drake T-Legs)
- CODE: FLIP-X - Flip-Top per X-base
- CODE: FTCW - Flip-Top Crossbar with Wire Management (Drake)
- CODE: CASD - Locking Casters - Black (Drake)
- CODE: CAS-W - Locking Casters - White
- CODE: DCL - C-Leg instead of T-Leg
- CODE: DOV - Oval Column
- CODE: DPD - Pencil Drawer
- CODE: DPC - Column with Power Plate
- CODE: DPU-A (S or B) - Cove Mini 2-Power in Silver or Black
- CODE: DPU-B (S or B) - Cove Mini 1-Power / 2-USB in Silver or Black
- CODE: CIN - Inline Nesting Legs
- CODE: ASB - Anti-Sag Bar for Tables Under 72"
- CODE: PC-DX: Polished Chrome (X-Base)
- CODE: PC-DXB: Polished Chrome (X-Base Bar Height)
- CODE: PC-DT - Polished Chrome (T-Leg) (Flip-Top not available)
- CODE: PC-DTB: Polished Chrome (T-Leg Bar Height)
- CODE: STH - Special Table Height (any table height other than 29" or bar height)
- CODE: ULW - Ultra Lightweight Top
- CODE: RAD - Radius Corners for 3MM Edge
- CODE: FTBH - Flip Top Support Bar For Rectangular Bar Height Tables.  
(Maximum table top size 30x72)

Note: Polished chrome only available on round column, not oval column.




X-BASE FLIP TOP WITH CASTERS



3" LOCKING CASTER - BLACK



3" LOCKING CASTER - WHITE



C-LEG



T-LEG (STANDARD)



1.625" X 2.875" OVAL COLUMN  
(T-LEG OR C-LEG ONLY)




2.25" DIA. ROUND COLUMN  
(STANDARD)



DRAKE X-BASE COLUMN WITH POWER PLATE




DPU-AS: COVE MINI ROUND SILVER  
(2-POWER OUTLETS)




DPU-BS: COVE MINI ROUND SILVER  
(1-POWER / 2-USB OUTLETS)


**MODEL / DESCRIPTION / LIST PRICING**
**DRAKE | CAFÉ | ROUND**

	Model Number	Table Top Size	Shpg. Wght.	Base Spread	LAMINATE TOP ASSORTED EDGES							VENEER TOP	
					GRP 1	GRP 2	GRP 3	GRP 4	GRP 5	GRP 6	GRP 7	GRP 8	GRP 9
 ROUND	DR30D	30" Dia.	43	26"- X	\$642	\$655	\$749	\$828	\$989	\$1122	\$1282	\$1721	\$1925
	DR36D	36" Dia.	53	32"- X	\$716	\$732	\$845	\$942	\$1136	\$1297	\$1490	\$1950	\$2148
	DR42D	42" Dia.	72	38"- X	\$882	\$904	\$1051	\$1176	\$1428	\$1638	\$1890	\$2429	\$2648
	DR48D	48" Dia.	103	38"- X	\$971	\$996	\$1174	\$1327	\$1632	\$1886	\$2191	\$2725	\$2916



**DRAKE | CAFÉ | SQUARE**

	Model Number	Table Top Size	Shpg. Wght.	Base Spread	LAMINATE TOP ASSORTED EDGES							VENEER TOP	
					GRP 1	GRP 2	GRP 3	GRP 4	GRP 5	GRP 6	GRP 7	GRP 8	GRP 9
 SQUARE	DR2430S	24x30 Sq.	49	26"- X	\$619	\$631	\$717	\$790	\$936	\$1058	\$1204	\$1646	\$1856
	DR30S	30" Sq.	54	26"- X	\$642	\$655	\$749	\$828	\$989	\$1122	\$1282	\$1721	\$1925
	DR36S	36" Sq.	67	32"- X	\$726	\$742	\$859	\$958	\$1158	\$1323	\$1523	\$1982	\$2178
	DR42S	42" Sq.	90	38"- X	\$882	\$904	\$1051	\$1176	\$1428	\$1638	\$1890	\$2429	\$2648

**DRAKE | CAFÉ | RECTANGLE**

	Model Number	Table Top Size	Shpg. Wght.	Base Spread	LAMINATE TOP ASSORTED EDGES							VENEER TOP	
					GRP 1	GRP 2	GRP 3	GRP 4	GRP 5	GRP 6	GRP 7	GRP 8	GRP 9
 RECTANGLE	DR2448	24x48 Sq.	70	2-20"- T	\$722	\$737	\$847	\$942	\$1130	\$1287	\$1476	\$1952	\$2164
	DR2460	24x60 Sq.	79	2-20"- T	\$759	\$776	\$899	\$1005	\$1215	\$1391	\$1602	\$2076	\$2277
	DR3048	30x48 Sq.	79	2-26"- T	\$763	\$780	\$905	\$1012	\$1225	\$1403	\$1616	\$2091	\$2289
	DR3060	30x60 Sq.	90	2-26"- T	\$808	\$828	\$968	\$1088	\$1329	\$1529	\$1769	\$2242	\$2425

**DRAKE | CAFÉ | BAR HEIGHT | ROUND/SQUARE**

	Model Number	Table Top Size	Shpg. Wght.	Base Spread	LAMINATE TOP ASSORTED EDGES							VENEER TOP	
					GRP 1	GRP 2	GRP 3	GRP 4	GRP 5	GRP 6	GRP 7	GRP 8	GRP 9
 ROUND	DRH24D	24" Dia.	40	20"- X	\$724	\$734	\$804	\$864	\$985	\$1086	\$1207	\$1825	\$2165
	DRH30D	30" Dia.	50	26"- X	\$788	\$801	\$895	\$974	\$1135	\$1268	\$1428	\$2044	\$2361
 SQUARE	DRH36D	36" Dia.	63	32"- X	\$863	\$879	\$992	\$1089	\$1282	\$1443	\$1637	\$2273	\$2585
	DRH30S	30" Sq.	54	32"- X	\$829	\$844	\$943	\$1028	\$1198	\$1340	\$1510	\$2155	\$2486
	DRH36S	36" Sq.	67	32"- X	\$898	\$915	\$1031	\$1130	\$1330	\$1495	\$1695	\$2361	\$2691

**OPTIONS**

Add upcharge to list price and code to model number

FLIP-X	X-Base Flip-Top	\$125
FLIP-D	T-Leg Flip Top (Drake) - 2 T-Legs	\$340
CASD	Casters - Black (Drake)	\$20 each
CAS-W	Casters - White	\$30 each
DCL	C-Leg instead of T-Leg	\$60 per table
DOV	Oval Column (C- or T-Leg Only)*	\$48 per table
DPC	Column with Power Plate	\$160 per base
DPU-AB	Cove Mini 2-Power Black (COV-SM-R-2-B-108)	\$320
DPU-AS	Cove Mini 2-Power Silver (COV-SM-R-2-S-108)	\$320
DPU-BB	Cove Mini Power/USB Black (COV-SM-R-1U-B-108)	\$453
DPU-BS	Cove Mini Power/USB Silver (COV-SM-R-1U-S-108)	\$453
CIN	Inline Nesting Legs	\$65 per table

ASB	Anti-Sag Bar for Tables Under 72"	\$80
STH	Special Table Height (other than 29")	\$150 per base
PC-DT	Polished Chrome (T-Leg)* (Flip-Top not available)	\$60 per base
PC-DTB	Polished Chrome (T-Leg Bar Height)*	\$110 per base
PC-DX	Polished Chrome (X base)	\$95 per base
PC-DXB	Polished Chrome (X Base Bar Height)	\$150 per base
GD	Ganging per table	\$95
ULW	Ultra Lightweight Top	\$190
RAD	Radius Corners for 3MM Edge	\$200 per table
FTBH	All t-base bar height tables with flip top	\$300
FTCW	Flip Top Crossbar wth Wire Management	\$75

\*Polished chrome only available on round column, not oval column.

**Note:** FTBH option is required with STH option when ordering rectangle flip-top tables over 29" table height.

## DRAKE TRAINING TABLE

Drake offers a comprehensive line of training tables designed with the highest performance in mind. With a high-tech look and solid structural build, the Drake is a perfect fit for any training space. The array of options available make Drake our most versatile, stylish and functional line yet!



DRAKE TRAINING TABLE WITH WHITE CASTERS AND FLIP-TOP

### ORDERING INFORMATION

- |                            |                               |
|----------------------------|-------------------------------|
| 1) Series Name             | 6) Laminate Selection and No. |
| 2) Model Number            | 7) Edge Style Code and Color  |
| 3) Size                    | 8) Center Panel Laminate      |
| 4) Quantity                | (Teacher Desk/Podium Modesty) |
| 5) Powder Coat Frame Color | 9) Optional Items             |

### DRAKE TRAINING BASE SPECIFICATIONS

#### Drake T Base

<b>Table Height</b>	Table height is 29" to 30" depending on table top specified.
<b>Column</b>	2.25" diameter 14 gauge steel tubing welded to top plate.
<b>Base</b>	Diecast aluminum tubing – 14", 20", 26" and 32" spreads
<b>Plate</b>	6" x 8" square 12 gauge stamped steel 5" x 5" 12 gauge stamped steel (Flip-Top)
<b>Glides</b>	Adjustable poly glide with steel trim
<b>Assembly</b>	Top plate is welded to the vertical column and the vertical column is bolted to the feet. No tie rod assembly. Base mounts to tabletop with ¼-20 x 1" machine screws into metal inserts in top. Stretcher steel bars are used on tops 72" and longer.
<b>Finish</b>	Choice of standard powder coat colors – See "Colors & Finishes" brochure

- TABLE ACCESSORIES – Modesty Panels, Bridges, Grommets, Wire Management, Power & Communication Options, Table Dollies – see Table Accessories online:  
[http://www.erginternational.com/training\\_table\\_accessories.php](http://www.erginternational.com/training_table_accessories.php)

### TABLE TOP SPECIFICATIONS

#### Table Tops

Table top core is CARB Phase I & Phase II Compliant. Laminate, wood veneer and phenolic backing are glued with water based adhesives.

#### Ultra-Lightweight Table Tops

Ultra-lightweight tables have an exceptionally strong manufactured MDF top made from 100% recovered and recycled wood fiber with at least 25% post-industrial recycled fiber; the balance consisting of recovered waste fiber. Ultra-light tables are 18% lighter than standard tables.

#### Flip-Top Mechanism

Aluminum die-cast top plate and aluminum housing with single handle cable release.



HEXAGON CLASSROOM TABLE  
WITH BRIO FLIP CHAIRS



DRAKE TRAINING TABLE  
WITH KNIFE-EDGE TOP

## FINISHES

### Table Bases and Legs

Finished in your choice of standard powder coat colors. Finishes listed at beginning of price list. For colors refer to "Colors & Finishes" brochure. For actual color samples, please call Customer Service.

### Laminate/Veneer Selections

ERG offers over 1000 standard laminate choices from Nevamar, Wilsonart, Formica and Pionite. Wood veneer is available in transparent stain colors - custom stain matching available.

### Edge Selections:

ERG offers a wide variety of table top edge materials including PVC, wood, aluminum and resin/urethane.

Special Edge Note: When ganging or butting tables together, ERG recommends using 3MM flat edge or flat wood edge. Square tables using PVC T-edge will have a 2" radius on all corners.



GLIDE DETAIL

## OPTIONS

- CODE: FLIP-D - Flip-Top (Drake)
- CODE: FTCW - Flip-Top Crossbar with Wire Management (Drake)
- CODE: ASB - Anti-Sag bar for Tables Under 72"
- CODE: STH - Special Table Height (any table height other than 29")
- CODE: ULW - Ultra-lightweight table top
- CODE: CASD - 3" Locking Casters - Black
- CODE: CAS-W - 3" Locking Casters - White
- CODE: DCL - C-Leg instead of T-Leg
- CODE: DOV - Oval Column
- CODE: DPD - Pencil Drawer
- CODE: GD - Ganging per table
- CODE: PC-DT - Polished Chrome (T-Leg) (Flip-Top not available)
- CODE: PC-DTB: Polished Chrome (T-Leg Bar Height)
- CODE: CIN - Inline Nesting
- CODE: RAD - Radius Corners for 3MM Edge
- CODE: FTBH - Flip top support bar for rectangular bar height tables.  
(Maximum table top size 30x72)
- TABLE ACCESSORIES - Modesty Panels, Bridges, Grommets, Wire Management, Power & Communication Options, Table Dollies - see Table Accessories online:  
[http://www.erginternational.com/training\\_table\\_accessories.php](http://www.erginternational.com/training_table_accessories.php)

Note: When ordering standard modesty panel, table and panel must have 3MM edge.

Note: Polished chrome only available on round column, not oval column.



FLIP TOP



EASY INLINE NESTING



3" LOCKING CASTER - BLACK



3" LOCKING CASTER - WHITE



C-LEG



T-LEG (STANDARD)



1.625" X 2.875" OVAL COLUMN




2.25" DIA. ROUND COLUMN  
(STANDARD)



PENCIL DRAWER

**NEW URETHANE KNIFE EDGES**



**EDGE 6-K**  
**SINGLE EDGE:** URETHANE KNIFE  
**REMAINING THREE EDGES:** 3MM PVC



**EDGE 6-M**  
**ALL FOUR EDGES:** URETHANE KNIFE



EDGE 6-K DETAIL


DRAKE C-LEG TRAINING TABLE  
WITH URETHANE KNIFE EDGE 6-K



**NEW URETHANE COMFORT EDGES**



**EDGE 6-L**  
**SINGLE EDGE:** URETHANE COMFORT  
**REMAINING THREE EDGES:** 3MM PVC



**EDGE 6-N**  
**ALL FOUR EDGES:** URETHANE COMFORT



EDGE 6-L DETAIL

DRAKE T-LEG TRAINING TABLE WITH  
URETHANE COMFORT EDGE 6-L





**MODEL / DESCRIPTION / LIST PRICING**
**DRAKE | RECTANGLE**

	Model Number	Table Top Size	Shpg. Wght.	Base Spread	LAMINATE TOP ASSORTED EDGES							VENEER TOP	
					GRP 1	GRP 2	GRP 3	GRP 4	GRP 5	GRP 6	GRP 7	GRP 8	GRP 9
 RECTANGLE	DR1836	18 X 36	54	2-14"- T	\$634	\$645	\$725	\$792	\$929	\$1042	\$1178	\$1658	\$1900
	DR1848	18 X 48	61	2-14"- T	\$664	\$676	\$766	\$843	\$996	\$1124	\$1277	\$1756	\$1988
	DR1860	18 X 60	68	2-14"- T	\$693	\$707	\$807	\$893	\$1064	\$1207	\$1378	\$1855	\$2078
	DR1872	18 X 72	75	2-14"- T	\$814	\$829	\$940	\$1034	\$1223	\$1380	\$1570	\$2155	\$2438
	DR1884	18 X 84	81	2-14"- T	\$862	\$881	\$1007	\$1116	\$1334	\$1516	\$1734	\$2318	\$2585
	DR1896	18 X 96	88	2-14"- T	\$892	\$911	\$1049	\$1166	\$1402	\$1599	\$1834	\$2418	\$2675
	DR2436	24 X 36	61	2-20"- T	\$685	\$699	\$796	\$879	\$1044	\$1183	\$1349	\$1827	\$2051
	DR2448	24 X 48	70	2-20"- T	\$722	\$737	\$847	\$942	\$1130	\$1287	\$1476	\$1952	\$2164
	DR2460	24 X 60	79	2-20"- T	\$759	\$776	\$899	\$1005	\$1215	\$1391	\$1602	\$2076	\$2277
	DR2472	24 X 72	88	2-20"- T	\$887	\$907	\$1043	\$1160	\$1393	\$1587	\$1820	\$2403	\$2662
	DR2484	24 X 84	97	2-20"- T	\$944	\$966	\$1122	\$1256	\$1522	\$1744	\$2011	\$2592	\$2832
	DR2496	24 X 96	106	2-20"- T	\$981	\$1005	\$1174	\$1319	\$1608	\$1849	\$2137	\$2717	\$2944
	DR3036	30 X 36	68	2-26"- T	\$718	\$734	\$843	\$935	\$1122	\$1277	\$1463	\$1940	\$2153
	DR3048	30 X 48	79	2-26"- T	\$763	\$780	\$905	\$1012	\$1225	\$1403	\$1616	\$2091	\$2289
	DR3060	30 X 60	90	2-26"- T	\$808	\$828	\$968	\$1088	\$1329	\$1529	\$1769	\$2242	\$2425
	DR3072	30 X 72	102	2-26"- T	\$944	\$967	\$1123	\$1257	\$1524	\$1746	\$2013	\$2594	\$2834
	DR3084	30 X 84	113	2-26"- T	\$1008	\$1034	\$1212	\$1366	\$1671	\$1926	\$2231	\$2810	\$3028
	DR3096	30 X 96	124	2-26"- T	\$1054	\$1081	\$1275	\$1442	\$1775	\$2051	\$2385	\$2962	\$3164
	DR3648	36 X 48	88	2-32"- T	\$814	\$834	\$977	\$1099	\$1342	\$1546	\$1790	\$2262	\$2444
	DR3660	36 X 60	102	2-32"- T	\$867	\$889	\$1051	\$1188	\$1464	\$1693	\$1969	\$2439	\$2603
	DR3672	36 X 72	115	2-32"- T	\$1012	\$1037	\$1215	\$1369	\$1676	\$1933	\$2240	\$2818	\$3036
	DR3684	36 X 84	129	2-32"- T	\$1083	\$1112	\$1317	\$1491	\$1842	\$2134	\$2484	\$3060	\$3253
	DR3696	36 X 96	142	2-32"- T	\$1136	\$1167	\$1391	\$1582	\$1963	\$2281	\$2664	\$3237	\$3413

TABLE ACCESSORIES – Modesty Panels, Bridges, Grommets, Wire Management, Power & Data Options, Table Dollies

– see Table Accessories online:

[http://www.erginternational.com/training\\_table\\_accessories.php](http://www.erginternational.com/training_table_accessories.php)

**OPTIONS**

Add upcharge to list price and code to model number

FLIP-D	T-Leg Flip Top (Drake)	\$340 per table
CASD	Locking Casters - Black (Drake)	\$20 each
CAS-W	Locking Casters - White	\$30 each
DCL	C-Leg instead of T-Leg	\$60 per table
DOV	Oval Column (C- or T-Leg Only)*	\$48 per table
DPD	Pencil Drawer	\$310
CIN	Inline Nesting Legs	\$65 per table
ASB	Anti-Sag bar for Tables Under 72"	\$80

STH	Special Table Height (other than 29")	\$150 per leg
PC-DT	Polished Chrome (T-Leg)* (Flip-Top not available)	\$60 per leg
PC-DTB	Polished Chrome (T-Leg Bar Height)*	\$110 per leg
GD	Ganging per table	\$95
ULW	Ultra Lightweight Top	\$190
RAD	Radius Corners for 3MM Edge	\$200 per table
FTBH	All t-base bar height tables with flip top	\$300
FTCW	Flip Top Crossbar wth Wire Management	\$75

Note: FTBH option is required with STH option when ordering rectangle flip-top tables over 29" table height.

\*Polished chrome only available on round column, not oval column.



**MODEL / DESCRIPTION / LIST PRICING**
**DRAKE | TRAPEZOID**

**TRAPEZOID**

**LEG  
PLACEMENT**

Model Number	Table Top Size	Shpg. Wght.	Base Spread	LAMINATE TOP ASSORTED EDGES							VENEER TOP	
				GRP 1	GRP 2	GRP 3	GRP 4	GRP 5	GRP 6	GRP 7	GRP 8	GRP 9
DRT2448	24 X 48	70	2-20"- T	\$851	\$873	\$1029	\$1162	\$1428	\$1649	\$1916	\$2387	\$2556
DRT2460	24 X 60	79	2-20"- T	\$932	\$958	\$1141	\$1298	\$1612	\$1875	\$2189	\$2657	\$2799
DRT3060	30 X 60	90	2-26"- T	\$973	\$1002	\$1200	\$1369	\$1709	\$1993	\$2332	\$2798	\$2926
DRT3672	36 X 72	115	2-26"- T	\$1170	\$1202	\$1438	\$1638	\$2040	\$2376	\$2777	\$3350	\$3514

**DRAKE | SECTIONAL | HALF ROUND**

**HALF ROUND**

**LEG  
PLACEMENT**

Model Number	Table Top Size	Shpg. Wght.	Base Spread	LAMINATE TOP ASSORTED EDGES							VENEER TOP	
				GRP 1	GRP 2	GRP 3	GRP 4	GRP 5	GRP 6	GRP 7	GRP 8	GRP 9
DRHR2448	24 X 48	70	2-20"- T	\$966	\$994	\$1189	\$1357	\$1693	\$1972	\$2308	\$2774	\$2904
DRHR3060	30 X 60	90	2-20"- T	\$1045	\$1077	\$1300	\$1492	\$1875	\$2193	\$2576	\$3040	\$3144
DRHR3672	36 X 72	115	2-26"- T	\$1242	\$1279	\$1538	\$1760	\$2206	\$2577	\$3023	\$3592	\$3731

**DRAKE | COMMUNITY TABLE - 6-SIDED w/3 C-LEGS**

**HEXAGON**

**LEG  
PLACEMENT**

Model Number	Table Top Size	Shpg. Wght.	Base Spread	LAMINATE TOP ASSORTED EDGES							VENEER TOP	
				GRP 1	GRP 2	GRP 3	GRP 4	GRP 5	GRP 6	GRP 7	GRP 8	GRP 9
DR6S	54 x 60	148	3-20"- C	\$1855	\$1887	\$2109	\$2301	\$2682	\$3001	\$3383	\$4819	\$5556


 6-SIDED CLASSROOM TABLE  
 WITH 3 C-LEGS

**OPTIONS**

Add upcharge to list price and code to model number

FLIP-D	T-Leg Flip Top (Drake)	\$340 per table
CASD	Locking Casters - Black (Drake)	\$20 each
CAS-W	Locking Casters - White	\$30 each
DCL	C-Leg instead of T-Leg	\$60 per table
DOV	Oval Column (C- or T-Leg Only)*	\$48 per table
DPD	Pencil Drawer	\$310
CIN	Inline Nesting Legs	\$65 per table
ASB	Anti-Sag Bar for tables under 72"	\$80

STH	Special Table Height (other than 29")	\$150 per leg
PC-DT	Polished Chrome (T-Leg)* (Flip-Top not available)	\$60 per leg
PC-DTB	Polished Chrome (T-Leg Bar Height)*	\$110 per leg
GD	Ganging per table	\$95
ULW	Ultra Lightweight Top	\$190
RAD	Radius Corners for 3MM Edge	\$200 per table
FTBH	All t-base bar height tables with flip top	\$300
FTCW	Flip Top Crossbar wth Wire Management	\$75

Note: FTBH option is required with STH option when ordering rectangle flip-top tables over 29" table height.

\*Polished chrome only available on round column, not oval column.

**MODEL / DESCRIPTION / LIST PRICING**


ANGLED TOP PROFILE

**DRPDS Economy Podium** **\$1150 list**

Includes Black Casters  
 Standard Round Column  
 Angled 3/4" Top with 3MM PVC Edge (2-B)

PLEASE SPECIFY THE FOLLOWING WHEN ORDERING:

- TOP LAMINATE
- 3MM EDGE COLOR
- POWDER COAT BASE FINISH

DIMENSIONS	Overall
X-Base Spread:	23" x 23"
Overall Depth:	24"
Overall Width:	28"
Overall Height:	44"
Table Depth:	18"
Table Width:	28"
Table Height (Front):	39"


 PODIUM WITH  
 OPTIONAL WHITE  
 LOCKING CASTERS

**DRPD Podium** **\$1619 list**

Includes Modesty and Black Casters  
 Standard with Oval Column  
 3/4" Top with 3MM PVC Edge (2-B)

PLEASE SPECIFY THE FOLLOWING WHEN ORDERING:

- TOP LAMINATE
- 3MM EDGE COLOR
- MODESTY LAMINATES (FRONT/BACK)
- POWDER COAT BASE FINISH

DIMENSIONS	Overall
Base Spread:	22.5"
Overall Width:	28"
Overall Height:	38"
Table Depth:	18"
Table Width:	28"
Table Height:	38"


 PRESENTATION BOARD  
 WITH OPTIONAL WHITE  
 LOCKING CASTERS

**DRWB White Board Presentation Stand** **\$2692 list**

Standard with Oval Column and Black Casters  
 Standard with Whiteboard (Front/Back)

PLEASE SPECIFY THE FOLLOWING WHEN ORDERING:

- POWDER COAT BASE FINISH

DIMENSIONS	Overall
Base Spread:	27"
Overall Width:	45"
Overall Height:	77"
Whiteboard Width:	42"
Whiteboard Height:	47"

**OPTIONS**

Add upcharge to list price and code to model number

CAS-W	Locking Casters (White)	\$10 each
-------	-------------------------	-----------

**MODEL / DESCRIPTION / LIST PRICING**

**DRAKE | INSET MODESTY PANELS**  
**(Requires oval column option - DOV)**

TEACHER DESK COMBO CONSISTS OF A STANDARD T-LEG OR C-LEG TABLE WITH 1.25" TOP. TO INCLUDE THE CENTER MODESTY PANEL, THE OPTIONAL OVAL COLUMN MUST BE ORDERED FOR THE LEGS. TO SPECIFY, PLEASE CALL OUT THE FOLLOWING ON THE ORDER:

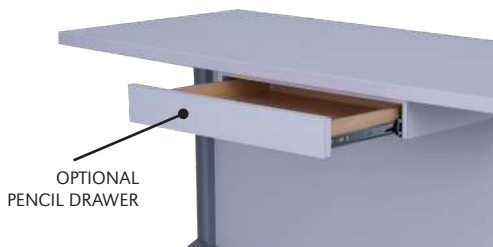
- TOP LAMINATE
- 3MM EDGE COLOR
- MODESTY LAMINATE (FRONT/BACK)
- POWDER COAT FRAME FINISH

Model Number	Table Top Size	LIST PRICE
DMP36	36" width top	\$250
DMP42	42" width top	\$275
DMP48	48" width top	\$328
DMP60	60" width top	\$353
DMP72	72" width top	\$402
DMP84	84" width top	\$471
DMP96	96" width top	\$487

Note: For standard modesty panel pricing, please see the modesty panel pricing under accessories.



**DRAKE | PENCIL DRAWER**

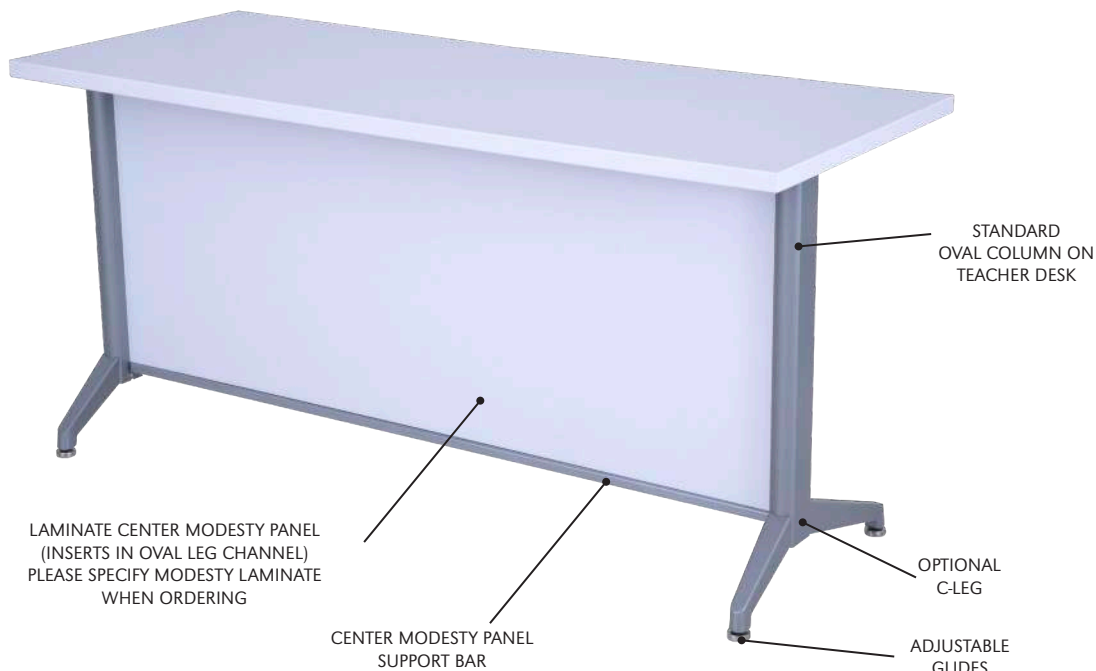


**DPD Optional Pencil Drawer**

OPTIONAL PENCIL DRAWER CAN BE PLACED RIGHT, LEFT OR CENTER OF DESK. PLEASE SPECIFY LAMINATE AND PLACEMENT WHEN ORDERING.

DIMENSIONS	OVERALL	LIST
Drawer Width:	22"	\$310
Drawer Height:	3.25"	
Drawer Depth:	16"	

Note: Teacher Desk is shipped K-D with assembly instructions.



## DRAKE CONFERENCE TABLE

Drake conference tables are designed with the highest performance in mind. With a high-tech look and solid structural build, the Drake is a perfect fit for any meeting space.



CONFERENCE TABLE WITH Y-BASE AND OPTIONAL OVAL TOP

Note: Y-leg base pricing includes floor crossbar.

### ORDER INFORMATION

- |                            |                               |
|----------------------------|-------------------------------|
| 1) Series Name             | 6) Laminate Selection and No. |
| 2) Model Number            | 7) Edge Style Code and Color  |
| 3) Size                    | 8) Optional Items             |
| 4) Quantity                |                               |
| 5) Powder Coat Frame Color |                               |

### DRAKE CONFERENCE SPECIFICATIONS

#### Conference Base

- |                     |  |
|---------------------|--|
| <b>Table Height</b> | Table height is 29" to 30" depending on table top specified.   |
| <b>Column</b>       | 2.25" diameter 14 gauge steel tubing welded to top plate.  |
| <b>Base</b>         | Diecast aluminum – 36" and 47" TT-Legs and 28" and 34" Y-Base  |
| <b>Plate</b>        | Y-Base: 12" x 12" square 12 gauge stamped steel<br>TT-Base: (2)6" x 8" 12 gauge stamped steel  |
| <b>Glides</b>       | Adjustable poly glide with steel trim  |
| <b>Assembly</b>     | Top plate is welded to the vertical column and the vertical column is bolted to the horizontal base and crossbar (on Y-base).<br>No tie rod assembly. Base mounts to tabletop with 1/4-20 x 1" machine screws into metal inserts in top. Stretcher steel bars are used on tops 72" and longer. |
| <b>Finish</b>       | Choice of standard powder coat colors – See "Colors & Finishes" brochure   |

#### Table Tops

Table top core is CARB Phase I & Phase II Compliant. Laminate, wood veneer and phenolic backing are glued with water based adhesives.

#### Edge Selections

ERG offers a wide variety of table top edge materials including PVC, wood and laminate.



CONFERENCE TABLE WITH  
TT-LEGS

## FINISHES

### Table Bases and Legs

Finished in your choice of standard powder coat colors. Finishes listed at beginning of price list. For colors refer to "Colors & Finishes" brochure. For actual color samples, please call Customer Service.

### Laminate/Veneer Selections

ERG offers over 1000 standard laminate choices from Nevamar, Wilsonart, Formica and Pionite. Wood veneer is available in transparent stain colors - custom stain matching available.

## OPTIONS

- CODE: STH - Special Table Height (any table height other than 29")
- CODE: GD - Ganging per table
- CODE: CRT - Racetrack table top
- CODE: COT - Oval table top
- CODE: CBT - Boat table top
- CODE: CAT - Almost Rectangle table top
- CODE: PC-DY - Polished Chrome (Y-Base)
- CODE: PC-DTT - Polished Chrome (TT-Leg)
- CODE: RAD - Radius Corners for 3MM Edge
- TABLE ACCESSORIES - Modesty Panels, Bridges, Grommets, Wire Management, Power & Communication Options, Table Dollies - see appropriate section in price list.

## OPTIONAL CONFERENCE TABLE SHAPES



RACETRACK TOP  
CODE: CRT



OVAL TOP  
CODE: COT



BOAT TOP  
CODE: CBT



ALMOST RECTANGLE TOP  
CODE: CAT

Note: Base Spreads may differ on Racetrack and Oval tops - please call factory for detailed specifications.

**MODEL / DESCRIPTION / LIST PRICING**
**DRAKE | CONFERENCE | RECTANGLE TT-BASE**
  
 RECTANGLE

Model Number	Table Top Size	Shpg. Wght.	Base Spread	LAMINATE TOP ASSORTED EDGES							VENEER TOP	
				GRP 1	GRP 2	GRP 3	GRP 4	GRP 5	GRP 6	GRP 7	GRP 8	GRP 9
DR4272	42 X 72	129	2-36TT	\$2024	\$2068	\$2370	\$2629	\$3148	\$3580	\$4097	\$5457	\$6071
DR4284	42 X 84	144	2-36TT	\$2109	\$2155	\$2479	\$2757	\$3310	\$3772	\$4327	\$5713	\$6325
DR4296	42 X 96	160	2-36TT	\$2169	\$2219	\$2564	\$2859	\$3450	\$3943	\$4533	\$5915	\$6508
DR4872	48 X 72	142	2-36TT	\$2074	\$2120	\$2439	\$2714	\$3262	\$3719	\$4267	\$5623	\$6222
DR4884	48 X 84	160	2-36TT	\$2311	\$2360	\$2703	\$2998	\$3587	\$4078	\$4667	\$6222	\$6928
DR4896	48 X 96	178	2-36TT	\$2378	\$2432	\$2799	\$3114	\$3744	\$4270	\$4900	\$6452	\$7135
DR48108*	48 X 108	196	3-36TT	\$2543	\$2599	\$2991	\$3327	\$3997	\$4556	\$5228	\$6892	\$7628
DR48120*	48 X 120	214	3-36TT	\$2612	\$2671	\$3086	\$3442	\$4155	\$4748	\$5460	\$7122	\$7834
DR48144*	48 X 144	250	3-36TT	\$3084	\$3150	\$3613	\$4010	\$4805	\$5466	\$6261	\$8320	\$9248
DR6096	60 X 96	214	2-47TT	\$2701	\$2760	\$3174	\$3528	\$4237	\$4828	\$5536	\$7313	\$8102
DR60108*	60 X 108	237	3-47TT	\$2833	\$2896	\$3340	\$3719	\$4478	\$5110	\$5870	\$7701	\$8499
DR60120*	60 X 120	259	3-47TT	\$2989	\$3056	\$3528	\$3934	\$4743	\$5417	\$6226	\$8141	\$8967
DR60144*	60 X 144	304	3-47TT	\$3612	\$3689	\$4219	\$4674	\$5584	\$6343	\$7253	\$9708	\$10832

\* Asterisk after model number indicates 2 piece tops with center seam for tables over 96" and longer

**DRAKE | CONFERENCE | RECTANGLE Y-BASE**
  
 RECTANGLE

Model Number	Table Top Size	Shpg. Wght.	Base Spread	LAMINATE TOP ASSORTED EDGES							VENEER TOP	
				GRP 1	GRP 2	GRP 3	GRP 4	GRP 5	GRP 6	GRP 7	GRP 8	GRP 9
DRY3672	36 X 72	115	2-28Y	\$1529	\$1554	\$1733	\$1887	\$2194	\$2450	\$2758	\$3957	\$4578
DRY3684	36 X 84	129	2-28Y	\$1601	\$1630	\$1834	\$2009	\$2360	\$2652	\$3002	\$4199	\$4796
DRY3696	36 X 96	142	2-28Y	\$1654	\$1685	\$1909	\$2099	\$2481	\$2799	\$3182	\$4376	\$4955
DRY4272	42 X 72	129	2-34Y	\$2130	\$2173	\$2475	\$2735	\$3253	\$3685	\$4203	\$5688	\$6385
DRY4284	42 X 84	144	2-34Y	\$2191	\$2237	\$2560	\$2837	\$3392	\$3854	\$4409	\$5891	\$6568
DRY4296	42 X 96	160	2-34Y	\$2251	\$2300	\$2645	\$2941	\$3532	\$4024	\$4615	\$6095	\$6751
DRY4872	48 X 72	142	2-34Y	\$2180	\$2226	\$2545	\$2820	\$3367	\$3825	\$4372	\$5855	\$6536
DRY4884	48 X 84	160	2-34Y	\$2417	\$2466	\$2809	\$3103	\$3693	\$4183	\$4773	\$6454	\$7243
DRY4896	48 X 96	178	2-34Y	\$2484	\$2536	\$2905	\$3220	\$3850	\$4375	\$5005	\$6684	\$7449

Note: Y-leg base pricing includes floor crossbar.

**OPTIONS**

Add upcharge to list price and code to model number

GD	Ganging per table	\$95
CRT	Racetrack table top	add 20%
COT	Oval table top	add 20%
CBT	Boat table top	add 25%
CAT	Almost Square table top	add 25%

PC-DTT	Polished Chrome - TT-Base	Call Factory
PC-DY	Polished Chrome - Y-Bases & Crossbar	Call Factory
STH	Special Table Height - any height other than 29"	\$350
RAD	Radius Corners for 3MM Edge	\$200 per table

Note: Base Spreads may differ on Racetrack and Oval tops - please call factory for detailed specifications.



DRAKE 4-COLUMN BASE

## ORDERING INFORMATION

- |                            |                               |
|----------------------------|-------------------------------|
| 1) Series Name             | 6) Laminate Selection and No. |
| 2) Model Number            | 7) Edge Style Code and Color  |
| 3) Size                    | 9) Optional Items             |
| 4) Quantity                |                               |
| 5) Powder Coat Frame Color |                               |

## DRAKE CAFÉ BASE SPECIFICATIONS

### Drake 4-Column Base

<b>Table Height</b>	Table height is 29" to 30" depending on table top specified.
<b>Columns</b>	2.25" round 14 gauge steel tubing.
<b>Base</b>	Diecast aluminum – 48" and 54" base spreads.
<b>Plate</b>	6" x 6" square per column
<b>Glides</b>	Adjustable poly glide with steel trim
<b>Assembly</b>	Top plate is welded to the vertical columns and the vertical columns are bolted to the horizontal foot. No tie rod assembly. Base mounts to tabletop with ¼-20 x 1" machine screws into metal inserts in top.
<b>Finish</b>	Choice of standard powder coat colors – See "Color Selections" brochure.

## TABLE TOP SPECIFICATIONS

### Table Tops

Table top core is CARB Phase I & Phase II Compliant. Laminate, wood veneer and phenolic backing are glued with water based adhesives.

## FINISHES

### Table Bases and Legs

Finished in your choice of standard powder coat colors. Finishes listed at beginning of price list. For colors refer to "Colors & Finishes" brochure. For actual color samples, please call Customer Service.

### Laminate/Veneer Selections

ERG offers over 1000 standard laminate choices from Nevamar, Wilsonart, Formica and Pionite. Wood veneer is available in transparent stain colors - custom stain matching available.

### Edge Selections:

ERG offers a wide variety of table top edge materials including PVC, wood, aluminum and resin/urethane.

Special Edge Note: When ganging or butting tables together, ERG recommends using 3MM flat edge or flat wood edge. Square tables using PVC T-edge will have a 2" radius on all corners. Table Bases and Legs

## OPTIONS

- CODE: STH - Special Table Height (any table height other than 29")
- CODE: ULW - Ultra Lightweight Top
- CODE: RAD - Radius Corners for 3MM Edge

**MODEL / DESCRIPTION / LIST PRICING**
**DRAKE | 4 COLUMN | ROUND | FIXED/STATIONARY BASE**

**ROUND**

Model Number	Table Top Size	Shpg. Wght.	Base Spread	LAMINATE TOP ASSORTED EDGES							VENEER TOP	
				GRP 1	GRP 2	GRP 3	GRP 4	GRP 5	GRP 6	GRP 7	GRP 8	GRP 9
DR54D*	54" Dia.	101	48"-4COL	\$1655	\$1685	\$1897	\$2079	\$2441	\$2744	\$3105	\$4343	\$4958
DR60D*	60" Dia.	118	48"-4COL	\$1749	\$1784	\$2028	\$2239	\$2659	\$3007	\$3427	\$4660	\$5244

**DRAKE | 4 COLUMN | SQUARE | FIXED/STATIONARY BASE**

**SQUARE**

Model Number	Table Top Size	Shpg. Wght.	Base Spread	LAMINATE TOP ASSORTED EDGES							VENEER TOP	
				GRP 1	GRP 2	GRP 3	GRP 4	GRP 5	GRP 6	GRP 7	GRP 8	GRP 9
DR48S*	48" Sq.	107	54"-4COL	\$1639	\$1669	\$1875	\$2051	\$2405	\$2699	\$3052	\$4288	\$4909


**OPTIONS**

Add upcharge to list price and code to model number

STH	Special Table Height (other than 29")	\$200 per base	ULW	Ultra Lightweight Top	\$190
RAD	Radius Corners for 3MM Edge	\$200 per table			





**DRAKE TABLE LEG WIRE MANAGEMENT**

Located on each column of Drake tables, the wire access hole allows cords and cables from table top power/data units to travel down the inside of the column toward the floor. Available on all Drake table bases with a round or oval column.



**X-Base wire management**

features:

- 1.5" diameter access hole
- hole located at top of column

**MODEL**

DMH01

**LIST PRICE**

\$71 per table



**T-Leg / C-Leg wire management**

features:

- 1.5" diameter access hole
- hole located at top of each column
- access hole on both columns

**MODEL**

DMH02

**LIST PRICE**

\$142 per table



**4-Column wire management**

features:

- 1.5" diameter access hole
- hole located at top of each column
- access hole on all four columns

**MODEL**

DMH03

**LIST PRICE**

\$283 per table



**Y-Base wire management**

features:

- 1.5" diameter access hole
- hole located at top of each column
- access hole on both columns

**MODEL**

DMH04

**LIST PRICE**

\$142 per table



**TT-Leg wire management**

features:

- 1.5" diameter access hole
- hole located at top of each column
- access hole on both columns

**MODEL**

DMH05

**LIST PRICE**

\$142 per leg

### DUNCAN OCCASIONAL TABLE

Duncan Occasional Tables feature laminated covered top and sides. Choose 2 different colors for an offset appearance. Metal legs are 8.25" tall, triangular with factory installed poly vinyl glides.



DUNCAN END TABLE



ROUND COFFEE TABLE

### ORDERING INFORMATION

- |                          |                                |
|--------------------------|--------------------------------|
| 1) Series Name           | 5) Laminate / Veneer Selection |
| 2) Model Number          | 6) Optional 2nd Laminate       |
| 3) Quantity              | 7) Optional Items              |
| 4) Powder Coat Leg Color |                                |

### CABANA SPECIFICATIONS

#### Table

Table core is CARB Phase I & Phase II Compliant. Laminate and phenolic backing are glued with water based adhesives.

#### Table Finish

Covered top and sides with high pressure laminate, or choose Optional 2 Different Color laminates.

#### Laminate Selections

ERG offers over 1000 standard laminate choices from Nevamar, Wilsonart, Formica and Pionite. Solid Surface Corian overlay top tables will be quoted upon request.

#### Metal Legs

Legs are of tapered triangular metal and are 8.25" tall. Legs are sandblasted prior to final powder coating in your choice of standard powder coat colors. Optional polished chrome finish is available. Legs have a factory installed metal adjustable glide.

### OPTIONS

- CODE: 2LC - 2 different color laminates
- CODE: PC - Polished Chrome Legs
- CODE: WOD - 4 Wood Legs
- TABLE ACCESSORIES - Wire Management, Power & Communication Options - see Accessories section in price list or call for quote.



POLISHED CHROME LEGS



ELECTRICAL / DATA

Note: Factory installed power/data available, see accessories section for details and pricing.



END TABLE


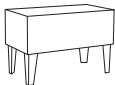





ROUND COFFEE TABLE

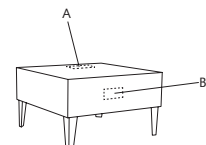
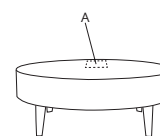

Applies to:  
DUN18D  
DUN24D  
DUN18S

## MODEL / DESCRIPTION / LIST PRICING

### DUNCAN / MALIBU OCCASIONAL TABLES

	Model Number	Model Description	Table Top Size	Legs	Table Height	Table Shape	Shipping Weight.	LAMINATE	VENEER
	DUN18D	Occasional	18" dia.	4 legs	18"	round	38 lbs.	\$1282	\$1374
	DUN18S	Occasional	18" x 18" sq.	4 legs	18"	square	48 lbs.	\$1373	\$1511
	DUN1426	Occasional	14" x 26" rect.	4 legs	18"	rectangle	48 lbs.	\$1488	\$1637
	DUN24D	Occasional	24" dia.	4 legs	18"	round	42 lbs.	\$1482	\$1891
	DUN30D	Occasional	30" dia.	4 legs	18"	round	45 lbs.	\$1597	\$1940
	DUN36D	Occasional	36" dia.	4 legs	18"	round	56 lbs.	\$1809	\$1967
	DUN30S	Occasional	30" x 30" sq.	4 legs	18"	square	62 lbs.	\$1591	\$1729
	DUN36S	Occasional	36" x 36" sq.	4 legs	18"	square	70 lbs.	\$1654	\$1793
	DUN20W	Occasional	20° wedge	4 legs	18"	wedge	70 lbs.	\$1951	\$2245

Please specify placement of electrical box for upholstered units or occasional tables  
On rectangular coffee tables, please specify electrical placement on long side or short side




## OPTIONS

Add upcharge to list price and code to model number



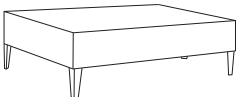
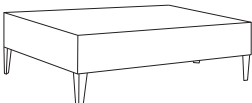
2LC	2 Color Laminate option	\$125
PC	Polished Chrome Legs	\$35 per leg

WOD	Wood Legs	\$24 each
-----	-----------	-----------

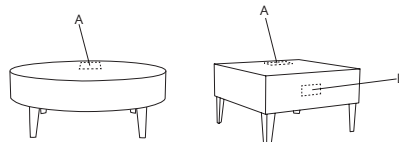


RECTANGLE COFFEE TABLE

**MODEL / DESCRIPTION / LIST PRICING**
**DUNCAN / MALIBU OCCASIONAL TABLES**

	Model Number	Model Description	Table Top Size	Legs	Table Height	Table Shape	Shipping Weight.	LAMINATE	VENEER
	DUN2442	Occasional	24" x 42"	4 legs	18"	rectangle	47 lbs.	\$1555	\$1633
	DUN2460	Occasional	24" x 60"	4 legs	18"	rectangle	52 lbs.	\$1795	\$1885
	DUN3042	Occasional	30" x 42"	4 legs	18"	rectangle	57 lbs.	\$1957	\$2055
	DUN3060	Occasional	30" x 60"	4 legs	18"	rectangle	65 lbs.	\$2036	\$2136

Please specify placement of electrical box for upholstered units or occasional tables  
 On rectangular coffee tables, please specify electrical placement on long side or short side


**OPTIONS**

Add upcharge to list price and code to model number

2LC	2 Color Laminate option	\$125
PC	Polished Chrome Legs	\$35 per leg

WOD	Wood Legs	\$24 each
-----	-----------	-----------



### ELLIOT TABLE OF CONTENTS

Elliot Specifications .....	2
Elliot chair (metal frame).....	3
Elliot bar stool (metal frame).....	4
Elliot chair (wood legs - metal grid).....	5
Elliot bar stool (wood legs - metal grid and foot ring) .....	6
Elliot Tabouret (wood legs) .....	9
Elliot backless stool (wood legs).....	8 & 10
Elliot Features.....	11-12
Elliot Occasional.....	13

## ELLIOT SERIES

Elliot chairs and bar stools feature a contoured polypropylene shell featuring a vertical grooved back design and two clean outs on the seat. **A Mid Century Modern Design.** The fully upholstered version does not have the clean outs.



TAPERED WOOD LEGS / POLISHED  
METAL GRID



SIDE CHAIR FRONT VIEW



BAR STOOL

## ORDERING INFORMATION

### To Order Please Specify:

- |                     |  |
|---------------------|--|
| 1) Series Name      | 5) Fabric Grade & Number                       |
| 2) Model Number     | 6) Optional Items                              |
| 3) Quantity         | 7) Optional Frame Powder Coat Color            |
| 4) Wood Stain Color | 8) Optional Black/White Color (Grid/Foot Ring) |

## ELLIOT GENERAL SPECIFICATIONS

### Shell

- Elliot polypropylene chairs feature a contoured one piece shell and two large cleanout slots on each side of seat and vertical groove design on the back.

Note: Molded polypropylene material is shatter proof and scratch resistant. Seat width is 16".

### Upholstery

- Seat insert is upholstered over 1/2" foam.
- Backless stools upholstered over 2" foam
- Seat can be upholstered with choice of fabric, vinyl, crypton, leather or approved COM.

### Metal Frame - Four Leg

- Metal frames are made of .75" diameter, 14 gauge steel tubing with hand brazed welds.
- Underseat** plastic plate is color matched to shell.

### Wood Legs

- Tapered stained wood legs with metal grid.
- Stool and backless stool tapered wood legs 1.25" - 1.625" dia.
- Wood Leg Chairs and Stools have a 250 lb. weight limit.**

### Glides

- Factory installed self leveling steel glides. (On metal frame)
- Plastic glides on wood legs (metal grid only).

### Stacking

- Elliot metal frame cafe chair will stack 4 high on the floor, up to 6 chairs on a dolly.
- Wood leg and metal bar stools will not stack.

## COLORS / FINISHES

### Frame Finish Colors:

#### Standard polished chrome frame finish.

Optional powder coat colors available with upcharge.

### 7 Shell Colors:

- |                    |               |
|--------------------|---------------|
| • Black            | • White       |
| • Medium Gray      | • Soft Yellow |
| • Tangerine Orange | • Red         |
| • Ivy Green        |               |

### Wood Stain Finish for Tapered Beech Wood Legs:

- All Wood Stain Colors Available

### Metal Grid Underseat or Foot Ring:

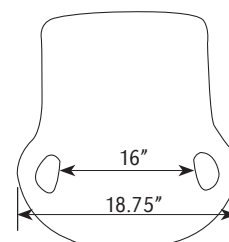
- Standard Polished Chrome
- Optional Black Gloss or White Powder Coat

**NOTE: Due to paint scuffing, ERG does not recommend a painted foot ring on bar stools.**

## OPTIONS

- CODE: FR - CAL 133 (TB 133) Fire Retardant.
- CODE: MB - Moisture Barrier.
- CODE: SF - Powder Coat Frame Color
- CODE: CH - Counter Height
- CODE: SH - Specialty Height
- CODE: SFG - Powder Coat Color - Metal Grid
- CODE: SFF - Powder Coat Color - Grid & Foot Ring

SEAT  
DIMENSIONS



## ELLIOT CHAIR SERIES

### POLYPROPYLENE SHELL CHAIRS

DIMENSIONS	4-Leg
Seat Width:	16"
Seat Depth:	16"
Seat Height:	18"
Back Height:	31"
Overall Width:	18"
Overall Depth:	19"
Qty./Wt. per carton:	2 ea./48 lbs.



4-LEG SIDE CHAIR



BACK VIEW

### MODEL / DESCRIPTION / LIST PRICING



**6260** Cafe Chair  
Polypropylene Shell  
\$242



**6261** Cafe Chair - Upholstered Seat Insert

COM Yardage: 0.75 Yard

COM	GR1	GR2	GR3	GR4	GR5	GR6	GR7	GR8	GR9	GR10	LEA
\$336	\$360	\$374	\$390	\$404	\$421	\$438	\$456	\$474	\$493	\$512	\$606



**6262** Cafe Chair - Fully Upholstered Shell

COM Yardage: 1.50 Yard

COM	GR1	GR2	GR3	GR4	GR5	GR6	GR7	GR8	GR9	GR10	LEA
\$584	\$624	\$650	\$675	\$702	\$730	\$759	\$790	\$821	\$855	\$888	\$1049

### 7 PLASTIC SHELL COLORS



black



medium gray



white



red



tangerine orange



soft yellow



ivy green

### OPTIONS

Add upcharge to list price and code to model number

FR	CAL 133 (TB 133) Fire Retardant per yard.	\$90/yd.
MB	Moisture Barrier	\$68

SF	Powder Coat Finish - Chair	\$38
----	----------------------------	------

## ELLIOT CHAIR SERIES

### POLYPROPYLENE SHELL BAR STOOLS

DIMENSIONS	Stool
Seat Width:	16"
Seat Depth:	16"
Seat Height:	29"
Back Height:	43"
Overall Width:	19"
Overall Depth:	20.75"
Qty./Wt. per carton:	1 ea./48 lbs.



BAR STOOL WITH UPHOLSTERED  
SEAT INSERT



PROFILE VIEW

### MODEL / DESCRIPTION / LIST PRICING



**6264** Bar Stool  
Polypropylene Shell  
\$441



**6265** Bar Stool - Upholstered Seat Insert

COM Yardage: 0.75 Yard

COM	GR1	GR2	GR3	GR4	GR5	GR6	GR7	GR8	GR9	GR10	LEA
\$540	\$577	\$600	\$624	\$650	\$675	\$702	\$730	\$759	\$790	\$822	\$971



**6266** Bar Stool - Fully Upholstered Shell

COM Yardage: 1.50 Yard

COM	GR1	GR2	GR3	GR4	GR5	GR6	GR7	GR8	GR9	GR10	LEA
\$797	\$853	\$887	\$924	\$960	\$998	\$1038	\$1081	\$1123	\$1168	\$1215	\$1436

### 7 PLASTIC SHELL COLORS



black



medium gray



white



red



tangerine orange



soft yellow



ivy green

### OPTIONS

Add upcharge to list price and code to model number

FR	CAL 133 (TB 133) Fire Retardant per yard.	\$90/yd.
MB	Moisture Barrier	\$68
SF	Powder Coat Finish - Bar Stool	\$58

CH	Counter Height	\$28
SH	Specialty Height	\$28



## ELLIOT CHAIR SERIES

### POLYPROPYLENE SHELL CHAIRS TAPERED WOOD LEGS / METAL GRID

DIMENSIONS	4-Leg
Seat Width:	16"
Seat Depth:	16.5"
Seat Height:	18"
Back Height:	30.5"
Overall Width:	18"
Overall Depth:	19"
Qty./Wt. per carton:	1 ea./48 lbs.

**NOW!**  
All Wood Stain Colors  
are Available.



TAPERED WOOD LEGS / BLACK  
METAL GRID



TAPERED WOOD LEGS / POLISHED CHROME GRID  
UPHOLSTERED SEAT INSERT

### MODEL / DESCRIPTION / LIST PRICING



**6283-W** Side Chair - Tapered Wood Legs / Metal Grid - Chrome Finish

Chair  
\$432



**6285-W** Side Chair - Tapered Wood Legs - Metal Grid Chrome Finish - Upholstered Seat Insert

COM Yardage: 0.75 Yard

COM	GR1	GR2	GR3	GR4	GR5	GR6	GR7	GR8	GR9	GR10	LEA
\$522	\$559	\$581	\$604	\$628	\$653	\$680	\$707	\$735	\$764	\$795	\$940



**6287-W** Side Chair - Tapered Wood Legs - Metal Grid Chrome Finish - Fully Upholstered Shell

COM Yardage: 1.50 Yard


COM	GR1	GR2	GR3	GR4	GR5	GR6	GR7	GR8	GR9	GR10	LEA
\$756	\$809	\$841	\$875	\$909	\$946	\$984	\$1024	\$1064	\$1107	\$1151	\$1361

**NOTE:** ELLIOT WOOD LEG CHAIRS AND STOOLS HAVE A WEIGHT CAPACITY OF 250 POUNDS

### 7 PLASTIC SHELL COLORS



black



medium gray



white



red



tangerine orange



soft yellow



ivy green

### OPTIONS

Add upcharge to list price and code to model number

FR	CAL 133 (TB 133) Fire Retardant per yard.	\$90/yd.
MB	Moisture Barrier	\$68

SFG	Black Gloss or White Powder Coat Color - <b>Metal Grid</b>	\$48
-----	--	------

DIMENSIONS	Stool
Seat Width:	16"
Seat Depth:	16"
Seat Height:	29"
Back Height:	41"
Overall Width:	19"
Overall Depth:	19"
Qty./Wt. per carton:	1 ea./48 lbs.

**NOW!**  
All Wood Stain Colors  
are Available.



FRONT VIEW



FRONT VIEW

## MODEL / DESCRIPTION / LIST PRICING



**6273-W** Bar Stool - Tapered Wood Legs - Metal Grid Polished Chrome

Chair  
\$603



**6275-W** Bar Stool - Tapered Wood Legs - Metal Grid Polished Chrome - Upholstered Seat Insert

COM Yardage: 0.75 Yard

COM	GR1	GR2	GR3	GR4	GR5	GR6	GR7	GR8	GR9	GR10	LEA
\$692	\$740	\$771	\$801	\$833	\$867	\$902	\$937	\$974	\$1014	\$1054	\$1245



**6277-W** Bar Stool - Tapered Wood Legs - Metal Grid Polished Chrome - Fully Upholstered Shell

COM Yardage: 1.50 Yard

COM	GR1	GR2	GR3	GR4	GR5	GR6	GR7	GR8	GR9	GR10	LEA
\$926	\$991	\$1030	\$1072	\$1114	\$1159	\$1206	\$1254	\$1304	\$1356	\$1410	\$1668

Note: Due to paint scuffing ERG does not recommend foot ring to be painted.

**NOTE:** ELLIOT WOOD LEG CHAIRS AND STOOLS HAVE A WEIGHT CAPACITY OF 250 POUNDS

## 7 PLASTIC SHELL COLORS



black



medium gray



white



red



tangerine orange



soft yellow



ivy green

## OPTIONS

Add upcharge to list price and code to model number

FR	CAL 133 (TB 133) Fire Retardant per yard.	\$90/yd.
MB	Moisture Barrier	\$68
CH	Counter Height	\$28

SFG	Black Gloss or White Color - <b>Metal Grid Only</b>	\$48
SFF	Black Gloss or White Color - <b>Metal Grid &amp; Foot Ring</b>	\$59

## ELLIOT CHAIR SERIES

### BACKLESS BAR STOOL

### TAPERED WOOD LEGS

DIMENSIONS	4-Leg (Round Seat)	4-Leg (Square Seat)	4-Leg (Elongated Seat)
Seat Width:	15"	14.5"	15"
Seat Depth:	15"	14.5"	15"
Seat Height:	<b>30"</b>	<b>30"</b>	<b>30"</b>
Overall Width:	19"	19"	19"
Overall Depth:	19"	19"	19"
Qty./Wt. per carton:	1 ea./25 lbs.	1 ea./25 lbs.	1 ea./25 lbs.

**Note: Minimum quantity of 2 backless stools per order.**

**NOW!**

All Wood Stain Colors are Available.



BACKLESS STOOL ROUND SEAT

## MODEL / DESCRIPTION / LIST PRICING



### 6272-W Backless Bar Stool (Round Seat)

COM Yardage: 0.75 Yard

COM	GR1	GR2	GR3	GR4	GR5	GR6	GR7	GR8	GR9	GR10	LEA
\$547	\$585	\$608	\$633	\$657	\$684	\$711	\$740	\$769	\$801	\$832	\$983



### 6274-W Backless Bar Stool (Square Seat)

COM Yardage: 0.75 Yard

COM	GR1	GR2	GR3	GR4	GR5	GR6	GR7	GR8	GR9	GR10	LEA
\$558	\$597	\$620	\$645	\$671	\$698	\$726	\$755	\$785	\$816	\$849	\$1004



### 6276-W Backless Bar Stool (Elongated Seat)

COM Yardage: 0.75 Yard

COM	GR1	GR2	GR3	GR4	GR5	GR6	GR7	GR8	GR9	GR10	LEA
\$562	\$601	\$626	\$651	\$676	\$703	\$732	\$762	\$792	\$823	\$857	\$1012

**NOTE: ELLIOT WOOD LEG CHAIRS AND STOOLS HAVE A WEIGHT CAPACITY OF 250 POUNDS**

## OPTIONS

Add upcharge to list price and code to model number

FR	CAL 133 (TB 133) Fire Retardant per yard.	\$90/yd.	SFG	Black Gloss or White Powder Coat Color - <b>Metal Grid</b>	\$48
MB	Moisture Barrier	\$68	SFF	Black Gloss or White Color - <b>Metal Grid &amp; Foot Ring</b>	\$59

Note: Due to paint scuffing ERG does not recommend foot ring to be painted.

DIMENSIONS	4-Leg (Round Seat)	4-Leg (Square Seat)	4-Leg (Elongated Seat)
Seat Width:	15"	14.5"	15"
Seat Depth:	15"	14.5"	15"
Seat Height:	<b>24"</b>	<b>24"</b>	<b>24"</b>
Overall Width:	19"	19"	19"
Overall Depth:	19"	19"	19"
Qty./Wt. per carton:	1 ea./25 lbs.	1 ea./25 lbs.	1 ea./25 lbs.



BACKLESS COUNTER HEIGHT STOOL ELONGATED SEAT

**Note: Minimum quantity of 2 backless stools per order.**

**NOW!**

**All Wood Stain Colors are Available.**

### MODEL / DESCRIPTION / LIST PRICING



#### 6278-W Backless Stool (Round Seat) Counter Height

COM Yardage: 0.75 Yard

COM	GR1	GR2	GR3	GR4	GR5	GR6	GR7	GR8	GR9	GR10	LEA
\$570	\$610	\$634	\$660	\$687	\$713	\$743	\$772	\$803	\$834	\$868	\$1026



#### 6280-W Backless Stool (Square Seat) Counter Height

COM Yardage: 0.75 Yard

COM	GR1	GR2	GR3	GR4	GR5	GR6	GR7	GR8	GR9	GR10	LEA
\$581	\$622	\$647	\$673	\$700	\$728	\$757	\$787	\$819	\$851	\$885	\$1046



#### 6282-W Backless Stool (Elongated Seat) Counter Height

COM Yardage: 0.75 Yard

COM	GR1	GR2	GR3	GR4	GR5	GR6	GR7	GR8	GR9	GR10	LEA
\$586	\$627	\$652	\$678	\$704	\$734	\$763	\$793	\$824	\$858	\$892	\$1054

**NOTE: ELLIOT WOOD LEG CHAIRS AND STOOLS HAVE A WEIGHT CAPACITY OF 250 POUNDS**

### OPTIONS

Add upcharge to list price and code to model number

FR	CAL 133 (TB 133) Fire Retardant per yard.	\$90/yd.
MB	Moisture Barrier	\$68

SFG	Black Gloss or White Powder Coat Color - <b>Metal Grid</b>	\$48
SFF	Black Gloss or White Color - <b>Metal Grid &amp; Foot Ring</b>	\$59

Note: Due to paint scuffing ERG does not recommend foot ring to be painted.

DIMENSIONS	4-Leg (Round Seat)	4-Leg (Square Seat)	4-Leg (Elongated Seat)
Seat Width:	15"	14.5"	15"
Seat Depth:	15"	14.5"	15"
Seat Height:	<b>18"</b>	<b>18"</b>	<b>18"</b>
Overall Width:	16"	16"	16"
Overall Depth:	16"	16"	16"
Qty./Wt. per carton:	1 ea./25 lbs.	1 ea./25 lbs.	1 ea./25 lbs.



TABOURET WITH ROUND SEAT

**Note: Minimum quantity of 2 backless stools per order.**

**NOW!**

**All Wood Stain Colors are Available.**

### MODEL / DESCRIPTION / LIST PRICING



#### 6284-W Tabouret (Round Seat)

COM Yardage: 0.75 Yard

COM	GR1	GR2	GR3	GR4	GR5	GR6	GR7	GR8	GR9	GR10	LEA
\$484	\$517	\$539	\$560	\$582	\$606	\$629	\$655	\$681	\$709	\$737	\$871



#### 6286-W Tabouret (Square Seat)

COM Yardage: 0.75 Yard

COM	GR1	GR2	GR3	GR4	GR5	GR6	GR7	GR8	GR9	GR10	LEA
\$496	\$531	\$552	\$575	\$597	\$622	\$646	\$672	\$699	\$727	\$756	\$893



#### 6288-W Tabouret (Elongated Seat)

COM Yardage: 0.75 Yard

COM	GR1	GR2	GR3	GR4	GR5	GR6	GR7	GR8	GR9	GR10	LEA
\$508	\$544	\$566	\$588	\$612	\$636	\$662	\$689	\$716	\$745	\$774	\$915

**NOTE: ELLIOT WOOD LEG CHAIRS AND STOOLS HAVE A WEIGHT CAPACITY OF 250 POUNDS**

### OPTIONS

Add upcharge to list price and code to model number

FR	CAL 133 (TB 133) Fire Retardant per yard.	\$90/yd.
MB	Moisture Barrier	\$68

SFG	Black Gloss or White Powder Coat Color - <b>Metal Grid</b>	\$48
-----	--	------



BAR STOOL - 30" HEIGHT

**NOW!**  
All Wood Stain Colors  
are Available.



TABOURET - 18" HEIGHT

**NOTE:** ALL BAR STOOLS - 30" SEAT HEIGHT  
ALL COUNTER HEIGHT STOOLS - 24" SEAT HEIGHT  
ALL TABOURETS - 18" SEAT HEIGHT

ELLIOT WOOD LEG CHAIRS AND STOOLS HAVE A  
WEIGHT CAPACITY OF 250 POUNDS

#### HEIGHT OPTIONS



TABOURET

COUNTER HEIGHT

BAR STOOL



COUNTER STOOL - 24" HEIGHT

#### SEAT OPTIONS



ROUND SEAT



SQUARE SEAT



ELONGATED SEAT

Note: Due to paint scuffing ERG does not recommend foot ring to be painted.





**NOTE:** ELLIOT WOOD LEG CHAIRS AND STOOLS HAVE A WEIGHT CAPACITY OF 250 POUNDS



**ELLIOT OCCASIONAL TABLE**

Elliot Series features four wood legs with metal grids. Choose from our large selection of laminate or wood veneer tops.



OCCASIONAL TABLE  
TWO BASE MEDIUM WALNUT BASE WITH METAL GRID

**NOW!**  
All Wood Stain Colors  
are Available.

**ORDERING INFORMATION**

- |                                |                               |
|--------------------------------|-------------------------------|
| 1) Series Name                 | 5) Edge Selection             |
| 2) Model Number                | 6) Grid Metal Selection Color |
| 3) Quantity                    | 7) Exposed Stained Edge Color |
| 4) Laminate / Veneer Selection | 8) Leg Stain                  |

**ELLIOT SPECIFICATIONS**

**Table Top**

Laminate tops are available in 3/4" thick exposed multi-ply or 3mm edge. Table top core is CARB Phase I & Phase II Compliant. Laminate, wood veneer and phenolic backing are glued with water based adhesives.

**Cafe Table Base**

Tapered round stained wood legs in beech. Diameter leg is 1.5". Table base has four to eight legs with metal grids.

**Metal grid standard in polished chrome.**

**FINISHES**

**Laminate/Veneer Selections**

ERG offers over 1000 standard laminate choices from Nevamar, Wilsonart, Formica and Pionite. Wood veneer is available in transparent stain colors - custom stain matching available.

**Edge Finish:**

3mm or exposed multi-ply (natural stain)

**OPTIONS**

- CODE: SFG-T - Powder Coat Color - Metal Grid (Black gloss or white)



ELLIOT OCCASIONAL TABLE



THREE BASE ELLIOT OCCASIONAL TABLE



SINGLE ROUND TABLE  
ULTRA CLEAR MAPLE LEGS



SINGLE 4" RADIUS CORNER TABLE  
MEDIUM WALNUT LEGS

**MODEL / DESCRIPTION / LIST PRICING**

**ELLIOT OCCASIONAL SINGLE TABLES | ROUND**



Model Number	Model Description	Table Top Size	Table Height	Table Shape	Shpg. Weight	2B, 4B LAMINATE TOP	8G WOOD VENEER TOP
OELL24D	Occasional	24" Dia	17"	round	40 lbs.	\$633	\$695
OELL30D	Occasional	30" Dia	17"	round	45 lbs.	\$746	\$820

**ELLIOT OCCASIONAL SINGLE TABLES | 4" RADIUS CORNER**



Model Number	Model Description	Table Top Size	Table Height	Table Shape	Shpg. Weight	2B, 4B LAMINATE TOP	8G WOOD VENEER TOP
OELL24S	Occasional	24" x 24"	17"	4" radius corner	50 lbs.	\$657	\$724
OELL30S	Occasional	30" x 30"	17"	4" radius corner	55 lbs.	\$777	\$855

**OPTIONS**

Add upcharge to list price and code to model number

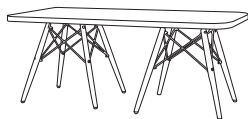
SFG-T Black Gloss or White Powder Coat Color - **Metal Grid** \$48 per base



OCCASIONAL TABLE TWO BASE WITH METAL GRID

**MODEL / DESCRIPTION / LIST PRICING**

**ELLIOT OCCASIONAL TABLE | 4" RADIUS CORNER**



Model Number	Model Description	Table Top Size	Table Height	Table Shape	Shpg. Weight	2B 4B LAMINATE TOP	8G WOOD VENEER TOP
OELL2460	Occasional	24" x 60"	17"	rectangle	65 lbs.	\$901	\$991
OELL3048	Occasional	30" x 48"	17"	rectangle	65 lbs.	\$1022	\$1124
OELL3060	Occasional	30" x 60"	17"	rectangle	65 lbs.	\$1127	\$1239



ELLIOT OCCASIONAL TABLE WITH CAFE CHAIRS

**OPTIONS**

Add upcharge to list price and code to model number

SFG-T Black Gloss or White Powder Coat Color - **Metal Grid** \$48 per base



BIG ROUND TABLE  
ULTRA CLEAR MAPLE LEGS

**MODEL / DESCRIPTION / LIST PRICING**

**ELLIOT OCCASIONAL TABLES | BIG ROUND**



Model Number	Model Description	Table Top Size	Table Height	Table Shape	Shpg. Weight	2B 4B LAMINATE TOP	8G WOOD VENEER TOP
OELL48D	Occasional	48" Dia	17"	round	35 lbs.	\$1417	\$1488
OELL54D	Occasional	54" Dia	17"	round	40 lbs.	\$1536	\$1612
OELL60D	Occasional	60" Dia	17"	round	45 lbs.	\$1666	\$1748

**ELLIOT OCCASIONAL TABLES | BIG SQUARE | 4" RADIUS CORNER**



Model Number	Model Description	Table Top Size	Table Height	Table Shape	Shpg. Weight	2B 4B LAMINATE TOP	8G WOOD VENEER TOP
OELL48S	Occasional	48" Sq	17"	round	35 lbs.	\$1538	\$1615
OELL54S	Occasional	54" Sq	17"	round	40 lbs.	\$1658	\$1741
OELL60S	Occasional	60" Sq	17"	round	45 lbs.	\$1791	\$1880



BIG SQUARE TABLE  
MEDIUM WALNUT LEGS

**OPTIONS**

Add upcharge to list price and code to model number

SFG-T	Black Gloss or White Powder Coat Color - <b>Metal Grid</b>	\$48 per base
-------	--	---------------

**ELLIOT CAFE TABLE**

Elliot Series features four wood legs with metal grids. Choose from our large selection of laminate or wood veneer tops.



MEDIUM WALNUT BASE WITH METAL GRID

**NOW!**  
All Wood Stain Colors  
are Available.

**ORDERING INFORMATION**

- |                                |                               |
|--------------------------------|-------------------------------|
| 1) Series Name                 | 5) Edge Selection             |
| 2) Model Number                | 6) Grid Metal Selection Color |
| 3) Quantity                    | 7) Exposed Stained Edge Color |
| 4) Laminate / Veneer Selection | 8) Leg Stain                  |

**ELLIOT SPECIFICATIONS**

**Table Top**

Laminate tops are available in 3/4" thick exposed multi-ply or 3MM edge. Table top core is CARB Phase I & Phase II Compliant. Laminate, wood veneer and phenolic backing are glued with water based adhesives.

**Cafe Table Base**

Tapered round stained wood legs in beech. Diameter leg is 1.5". Table base has four legs with metal grids. 29" cafe table height.

**Metal grid standard in polished chrome.**

**Bar Height Table Base**

Tapered round stained wood legs in beech. Diameter leg is 1.5". 40" bar height table features no metal grids.

**Metal ring standard in polished chrome.**

**FINISHES**

**Laminate/Veneer Selections**

ERG offers over 1000 standard laminate choices from Nevamar, Wilsonart, Formica and Pionite. Wood veneer is available in transparent stain colors - custom stain matching available.

**Edge Finish:**

3MM or exposed multi-ply (natural stain)

**OPTIONS**

- CODE: SFG-T - Powder Coat Color - Metal Grid (Black gloss or white)
- CODE: ULW - Ultra Lightweight Top
- CODE: RAD - Radius Corners for 3MM Edge



ULTRA CLEAR MAPLE FINISH ON ELLIOT CHAIRS AND TABLE

**MODEL / DESCRIPTION / LIST PRICING**
**ELLIOT CAFE TABLES | ROUND**


Model Number	Table Top Size	Shpg. Wght.	Base Spread	LAMINATE TOP		veneer TOP
				GRP 2B/3A	GRP 4B	GRP 8G
ELL30D	30" Dia.	35 lbs.	22"x22"	\$752	\$944	\$1038
ELL36D	36" Dia.	42 lbs.	22"x22"	\$825	\$1142	\$1363

**ELLIOT CAFE TABLES | SQUARE**


Model Number	Table Top Size	Shpg. Wght.	Base Spread	LAMINATE TOP		veneer TOP
				GRP 2B/3A	GRP 4B	GRP 8G
ELL24S	24" Sq.	28 lbs.	22"x22"	\$707	\$921	\$932
ELL30S	30" Sq.	35 lbs.	22"x22"	\$771	\$1053	\$1119

NOTE: CAFE TABLE HEIGHT = 29"



NOTE: NO SPECIAL HEIGHTS ON TABLES

**OPTIONS**

Add upcharge to list price and code to model number

SFG-T	Black Gloss or White Powder Coat Color - <b>Metal Grid</b>	\$48 per base	ULW	Ultra Lightweight Top	\$190
			RAD	Radius Corners for 3MM Edge	\$200 per table

**MODEL / DESCRIPTION / LIST PRICING**

**ELLIOT/FORAY BAR HEIGHT TABLES | ROUND**



Model Number	Table Top Size	Shpg. Wght.	Base Spread	LAMINATE TOP		veneer TOP
				GRP 2B/3A	GRP 4B	GRP 8G
ELLH24D	24" Dia.	32 lbs.	25"x25"	\$819	\$1126	\$1238
ELLH30D	30" Dia.	40 lbs.	25"x25"	\$1061	\$1261	\$1371

**ELLIOT/FORAY BAR HEIGHT TABLES | SQUARE**



Model Number	Table Top Size	Shpg. Wght.	Base Spread	LAMINATE TOP		veneer TOP
				GRP 2B/3A	GRP 4B	GRP 8G
ELLH24S	24" Sq.	32 lbs.	25"x25"	\$908	\$1158	\$1273
ELLH30S	30" Sq.	40 lbs.	25"x25"	\$990	\$1324	\$1413

NOTE: BAR HEIGHT TABLE HEIGHT = 40"



## ELOS WOOD SERIES

Elos has a wood backrest and seat. Also available with upholstered seat or fully upholstered, frames offered with or without arms and in bar stool heights.



SIDE CHAIR WITH ROUND  
HOLE CUTOUT OPTION



BAR STOOL WITH UPHOLSTERED SEAT AND  
ROUND HOLE CUTOUT OPTION

### ORDERING INFORMATION

#### To Order Please Specify:

- |                            |                          |
|----------------------------|--------------------------|
| 1) Series Name             | 6) Fabric Grade & Number |
| 2) Model Number            | 7) Optional Items        |
| 3) Quantity                | 8) Back Cutouts          |
| 4) Wood Stain Finish Color | 9) Engraving             |
| 5) Frame Color             |                          |

### ELOS GENERAL SPECIFICATIONS

#### Shell

- Contoured seat and backrest made of .50" thick, multi-ply Beech wood, available in transparent wood stain colors.
- Backrest measures 11.5" high by 17" wide.

#### Upholstery

- Seat is upholstered over 1" foam.
- Seat and/or back can be upholstered with choice of fabric, vinyl, crypton, leather or approved COM.

#### Frame

- .75" diameter, 14 gauge steel tubing with hand brazed welds.
- Available in 4-leg, 4-leg with arms, bar stool and bar stool with arms.

#### Glides

- Factory installed self leveling steel glides.

#### Stacking

- Elos stacks 4 high on the floor up to 6 on a dolly.

### COLORS / FINISHES

#### Wood Stain Finish Colors:

- Standard wood stain colors.
- Contrasting stain colors available.

#### Frame Finish Colors:

- Standard powder coat colors.

### OPTIONS

- CODE: FR - CAL 133 (TB 133) Fire Retardant.
- CODE: MB - Moisture Barrier.
- CODE: WAC - Wood Arm Caps.
- CODE: RD - Round hole cutout back design.
- CODE: ENG - Laser Engraving.
- CODE: TT - Two Tone stain colors, inside and outside back.  
For plain, no hole design.
- CODE: CS - Contrasting Stain Colors, Seat and Back.
- CODE: CH - Counter Height (24" seat height)
- CODE: SH - Specialty Height (any custom height)
- CODE: 2FO/C - Two Fabric Option



TWO TONE



SOLID BACK




LASER ENGRAVED



CONTRASTING SEAT/BACK



ROUND HOLE BACK DESIGN



WOOD ARM CAPS



DIMENSIONS	Chair	w/arms
Seat Width:	16.5"	16.5"
Seat Depth:	17.5"	17.5"
Seat Height:	18.25"	18.25"
Arm Height:	26"	26"
Back Height:	33.5"	33.5"
Overall Width:	18"	23"
Overall Depth:	18"	18"
Qty./Wt. per carton:	3 ea./48 lbs.	3 ea./48 lbs.



SIDE CHAIR, WOOD SEAT &amp; BACK



SIDE CHAIR, FULLY UPHOLSTERED

**MODEL / DESCRIPTION / LIST PRICING**

**240 4-Leg Side Chair**

 Chair  
\$538

**243 4-Leg Side Chair with Upholstered Seat**

COM Yardage: 0.75 Yard

COM	GR1	GR2	GR3	GR4	GR5	GR6	GR7	GR8	GR9	GR10	LEA
\$562	\$603	\$626	\$652	\$677	\$705	\$732	\$762	\$792	\$824	\$857	\$1013

**245 4-Leg Side Chair with Upholstered Seat and Back**

COM Yardage: 1.5 Yards

COM	GR1	GR2	GR3	GR4	GR5	GR6	GR7	GR8	GR9	GR10	LEA
\$589	\$629	\$655	\$680	\$709	\$736	\$766	\$796	\$828	\$862	\$896	\$1059


**241 4-Leg Side Chair with Arms**

 Chair  
\$680

**244 4-Leg Side Chair with Arms - Upholstered Seat**

COM Yardage: 0.75 Yard

COM	GR1	GR2	GR3	GR4	GR5	GR6	GR7	GR8	GR9	GR10	LEA
\$706	\$756	\$786	\$818	\$850	\$884	\$920	\$956	\$994	\$1034	\$1075	\$1271

**252 4-Leg Side Chair with Arms - Upholstered Seat and Back**

COM Yardage: 1.5 Yards

COM	GR1	GR2	GR3	GR4	GR5	GR6	GR7	GR8	GR9	GR10	LEA
\$730	\$782	\$813	\$846	\$880	\$915	\$952	\$990	\$1030	\$1070	\$1113	\$1316

**OPTIONS**

Add upcharge to list price and code to model number

FR	CAL 133 (TB 133) Fire Retardant per yard.	\$90/yd.
MB	Moisture Barrier - Per Seat	\$68
WAC	Wood Arm Caps	\$108
RD	Round Hole Back Cutouts	\$75
ENG	Laser Engraving Back Design*	\$85

TT	Two Tone Stain Colors	\$75
CS	Contrasting Stain Colors, Seat and Back	\$79
#196	Stacking Dolly	\$483
2FO/C	2 Fabric Option	\$49

\*One time setup fee of \$245. Minimum 12 chairs (of same design and series)

## ELOS WOOD SERIES 4-LEG BAR AND SPECIALTY HEIGHT STOOLS

DIMENSIONS	Bar Stool	w/arms
Seat Width:	16.5"	16.5"
Seat Depth:	17.5"	17.5"
Seat Height:	30"	30"
Arm Height:	39"	39"
Back Height:	43"	43"
Overall Width:	18"	23"
Overall Depth:	18"	18"
Qty./Wt. per carton:	1 ea./36 lbs.	1 ea./36 lbs.

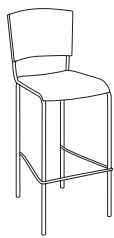


BAR STOOL, UPHOLSTERED SEAT



BAR STOOL WITH ARMS, UPHOLSTERED SEAT

### MODEL / DESCRIPTION / LIST PRICING



#### 248 Maple wood Bar Stool

Chair  
\$755

#### 249 Bar Stool with Upholstered Seat

COM Yardage: 0.75 Yard

COM	GR1	GR2	GR3	GR4	GR5	GR6	GR7	GR8	GR9	GR10	LEA
\$779	\$834	\$869	\$903	\$938	\$977	\$1015	\$1056	\$1099	\$1142	\$1187	\$1404

#### 242 Bar Stool with Upholstered Seat and Back

COM Yardage: 1.5 Yards

COM	GR1	GR2	GR3	GR4	GR5	GR6	GR7	GR8	GR9	GR10	LEA
\$807	\$862	\$896	\$932	\$969	\$1008	\$1049	\$1091	\$1134	\$1179	\$1226	\$1450



#### 250 Maple wood Bar Stool with Arms

Chair  
\$874

#### 251 Bar Stool with Arms - Upholstered Seat


COM Yardage: 0.75 Yard

COM	GR1	GR2	GR3	GR4	GR5	GR6	GR7	GR8	GR9	GR10	LEA
\$924	\$989	\$1027	\$1068	\$1112	\$1156	\$1202	\$1249	\$1299	\$1352	\$1406	\$1662

#### 246 Bar Stool with Arms - Upholstered Seat and Back

COM Yardage: 1.5 Yards

COM	GR1	GR2	GR3	GR4	GR5	GR6	GR7	GR8	GR9	GR10	LEA
\$948	\$1014	\$1055	\$1098	\$1141	\$1186	\$1234	\$1283	\$1335	\$1389	\$1443	\$1707



### OPTIONS

Add upcharge to list price and code to model number

FR	CAL 133 (TB 133) Fire Retardant per yard.	\$90/yd.
MB	Moisture Barrier - Per Seat	\$68
WAC	Wood Arm Caps	\$108
RD	Round Hole Back Cutouts	\$75
ENG	Laser Engraving Back Design*	\$85

TT	Two Tone Stain Colors	\$75
CS	Contrasting Stain Colors, Seat and Back	\$79
CH	Counter Height (24" seat height)	\$28
SH	Specialty Height (any custom height)	\$28
2FO/C	2 Fabric Option	\$49

\*One time setup fee of \$245. Minimum 12 chairs (of same design and series)

**ERINA SERIES TABLES**

The Erina Series features 1000 laminate table top options with a rectangular steel bolted frame. Custom sizes are available.



ROUND COFFEE TABLE



SQUARE END TABLE



RECTANGULAR COFFEE TABLE

**ORDERING INFORMATION**
**To Order Please Specify:**

- |                 |                             |
|-----------------|-----------------------------|
| 1) Series Name  | 4) Laminate Name and Number |
| 2) Model Number | 5) Edge Selection           |
| 3) Quantity     | 6) Powder Coat Leg Color    |

**ERINA TABLE GENERAL SPECIFICATIONS**
**Table Tops**

Table tops are 1.25" thick, finished in choice of laminate. Choose from over 1000 laminate choices from Wilsonart, Nevamar, Formica & Pionite.

**Frame**

Table legs are 12 gauge, 1" x 1.5" rectangular steel bolted to table top with metal inserts (No wood screws are used).





**Finish**

Standard powder coat colors available.

**Glides**

Tables come with factory installed black polyvinyl glides.

**MODEL / DESCRIPTION / LIST PRICING**
**ERINA OCCASIONAL TABLES**

	Model Number	Model Description	Table Top Size	Table Height	Table Shape	Shpg. Weight	LAMINATE TOP EFGE 2B OR 3A
	ER550	Occasional	20" x 20"	17"	square	23 lbs.	\$673
	ER551	Occasional	24" x 24"	17"	square	30 lbs.	\$711
	ER559	Occasional	36" x 36"	17"	square	46 lbs.	\$791
	ER558	Occasional	27.5" x 27.5"	17"	square	55 lbs.	\$855
	ER552	Occasional	30" dia.	17"	round	38 lbs.	\$750
	ER553	Occasional	36" dia.	17"	round	44 lbs.	\$803
	ER556	Occasional	28" x 42"	17"	rectangle	48 lbs.	\$909



FLAIR SINGLE SEAT LOUNGE WITH TABLET ARM, STORAGE SHELF AND OPTIONAL CASTERS

### FLAIR LOUNGE

The Flair Lounge design includes polished chrome or brushed aluminum legs in one, two or three seat lounges.



FLAIR TWO SEAT LOUNGE WITH BRUSHED ALUMINUM LEGS

### ORDERING INFORMATION

#### To Order Please Specify:

- |                 |                           |
|-----------------|---------------------------|
| 1) Series Name  | 4) Metal Leg Finish Color |
| 2) Model Number | 5) Fabric Grade & Number  |
| 3) Quantity     | 6) Optional Items         |

### FLAIR GENERAL SPECIFICATIONS

#### Frame Construction

Frame assembly is constructed of multi-ply hardwood, with tongue and groove construction. All foam is fully bonded to frame. Seat cushions are 4" graded high resiliency (H.R.) block foam with back 2" (H.R.) foam, covered entirely with special bonded polyester fiber to protect final upholstery. No-sag springs are installed in seat & back along with interlocking helicoil springs to prevent sagging and provide additional lower back and seat support.

#### Upholstery

Seat and back are covered in choice of fabric, vinyl, crypton, leather or COM. ERG uses only water based glues and adhesives in our upholstery process.

#### Legs

Standard polished chrome or brushed aluminum legs. Optional powder coat colors or solid maple wood legs available.

#### Note:

- Tablet orders of 5 or less - choice of 3 standard laminate colors: Wilsonart Black 1595-60, Formica Brite White 459-58 or Nevamar Silver Alu Metalx MXT003.
- Tablet orders of 6 or more - any choice standard laminate colors.

### COLORS / FINISHES

#### Metal Legs Finish Colors:

Polished chrome or brushed aluminum is standard with optional powder coat colors available.

#### Solid Maple Wood Legs Stain Colors:

Transparent wood stain colors.

### OPTIONS

- CODE: FR - CAL 133 (TB 133) Fire Retardant
- CODE: MB - Moisture Barrier
- CODE: SF - Optional powder coat finish - Legs
- CODE: CAS4 - 4" Casters.
- CODE: TAB( ) - Non-Removable Swivel Tablet (shape A, B or C, left or right arm).
- CODE: TABR1( ) - Removable Swivel Tablet (laminate shape A, B or C specify left or right arm)
- CODE: TABR2( ) - Removable Swivel Tablet (laminate shape A, B or C with opening for tablet on both arms)
- CODE: SST - Solid Surface Tablet Arm (add to Tablet option)
- CODE: WOD - Solid Maple Wood Legs, set of four
- CODE: 2FO - Two Fabric Option
- CODE: 3FO - Three Fabric Option
- CODE: AHG - Metal Hand Grip (Powder Coat Color)
- CODE: AHG/PC - Metal Hand Grip in Polished Chrome
- CODE: SSI - Laminated Inset Storage Shelf. White or Black
- CODE: CUP - Plastic Cup Holder (Black)
- CODE: FWC - Flair Wood Arm Caps
- CODE: CO - Cleanout up to 50"
- CODE: CO1 - Cleanout over 50"
- CODE: LAM5 - Non-standard laminate for 5 or less tablets see options for upcharge

Note: Factory installed power/data available, see accessories section for details and pricing.



BACK VIEW SHOWN WITH HAND GRIP & REMOVABLE TABLET



MAPLE WOOD LEGS



4" CASTERS



TABLET HARDWARE



SOLID SURFACE TABLET OPTION



CUP HOLDER

DIMENSIONS	Single Seat	Two Seat	Three Seat
Seat Width:	23"	48"	67"
Seat Depth:	19.5"	19.5"	19.5"
Seat Height:	17.5"	17.5"	17.5"
Arm Height:	23.5"	23.5"	23.5"
Back Height:	32"	32"	32"
Overall Width:	34"	59"	78"
Overall Depth:	28"	28"	28"
Qty./Wt.:	1 ea./85 lbs.	1 ea./155 lbs.	1 ea./190 lbs.



FLAIR SINGLE SEAT LOUNGE

## MODEL / DESCRIPTION / LIST PRICING

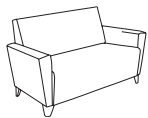


### 3495 Arm Chair - fully upholstered



COM Yardage: 6 Yds. / Back: 2 Yds. / Seat: 1.5 Yds. / Arms: 2.5 Yds.

COM	GR1	GR2	GR3	GR4	GR5	GR6	GR7	GR8	GR9	GR10	LEA
\$1748	\$1870	\$1946	\$2023	\$2104	\$2188	\$2276	\$2366	\$2462	\$2559	\$2662	\$3147

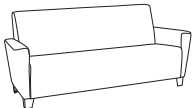


### 3498 Two Seat Lounge - fully upholstered

COM Yardage: 8.5 Yds. / Back: 3.5 Yds. / Seat: 2.5 Yds. / Arms: 2.5 Yds.

COM	GR1	GR2	GR3	GR4	GR5	GR6	GR7	GR8	GR9	GR10	LEA
\$2506	\$2682	\$2789	\$2899	\$3017	\$3137	\$3262	\$3393	\$3528	\$3670	\$3817	\$4512

COM Yardage (Optional two fabrics):



### 3499 Three Seat Lounge - fully upholstered

COM Yardage: 10.5 Yds. / Back: 4.5 Yds. / Seat: 3.5 Yds. / Arms: 2.5 Yds.

COM	GR1	GR2	GR3	GR4	GR5	GR6	GR7	GR8	GR9	GR10	LEA
\$3089	\$3305	\$3437	\$3575	\$3717	\$3866	\$4020	\$4182	\$4349	\$4522	\$4704	\$5560

## TABLET SHAPES

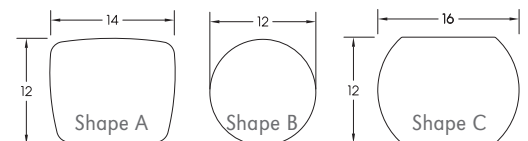
### Choose from 3 Tablet Shapes::

Tablets for all modular series are available in 3 shapes, choose from the three shapes shown and specify; A, B or C and left or right (outside tablet) when ordering. Example: TAB-(A) Left - this would be a fixed swivel shape A tablet on the left side (when seated).

Optional Solid Surface available.

#### Note:

- Tablet orders of 5 or less - choice of 3 standard laminate colors: Wilsonart Black 1595-60, Formica Brite White 459-58 and Nevamar Silver Alu Metalx MXT003.
- Tablet orders of 6 or more - any choice standard laminate colors.



## OPTIONS

Add upcharge to list price and code to model number

FR	CAL 133 (TB 133) Fire Retardant per yard	\$90/yd.
MB	Moisture Barrier - per seat	\$125
SF	Powder coat finish - legs	\$48
CAS4	4" Casters	\$30 ea.
TAB-( )	Swivel Tablet Non-Removable (specify A, B or C, left or right arm)	\$395
TABR1-( )	Removable Tablet (specify A, B or C, left or right arm)	\$470
TABR2-( )	Removable Tablet (specify A, B or C both arm openings)	\$570
SST	Solid Surface Tablet Arm - add to tablet option	\$125
WOD	Solid Maple Wood Legs	\$24 ea.
2FO	Two Fabric Option	\$98

3FO	Three Fabric Option	\$148
AHG	Metal Hand Grip (Powder Coat Color) - per seat	\$150
AHG/PC	Metal Hand Grip in Polished Chrome - per seat	\$198
SSI	Inset Storage Shelf	\$345
CUP	Plastic Cup Holder (Black)	\$95
CO	Clean out (overall width up to 50")	\$250
CO1	Clean out (overall width over 50")	\$385
LAM5	Non-standard laminate (5 tablets or less)	\$250 ea. tablet
FWC	Flair Wood Arm Caps	\$125

## FLATCUT

Flatcut Series has a round cast iron base with a steel cover. This series is an ERG special economically priced offering.



ROUND TOP  
BLACK TEXTURE FINISH



SQUARE TOP  
POLISHED CHROME FINISH



BAR HEIGHT  
POLISHED CHROME FINISH

## ORDER INFORMATION

- |                            |                               |
|----------------------------|-------------------------------|
| 1) Series Name             | 6) Laminate Selection and No. |
| 2) Model Number            | 7) Edge Style Code and Color  |
| 3) Size                    | 8) Wood Species               |
| 4) Quantity                | 9) Wood Stain Color           |
| 5) Powder Coat Frame Color | 10) Optional Items            |

## FLATCUT BASE SPECIFICATIONS

### Flatcut Base

<b>Table Height</b>	Table height is 29" to 30" depending on table top specified. Bar Height table is 42".
<b>Column</b>	3" , 14 gauge round steel tubing or optional wood.
<b>Base</b>	Base has a 17" 22" and 28" base spread of cast iron with steel cover.
<b>Plate</b>	10" x 10" square • 12" X 12" square 14" X 14" square • 24" x 24" square
<b>Glides</b>	Adjustable zinc rubber cushion glides
<b>Assembly</b>	Base mounts to tabletop with ¼-20 x 1" machine screws into metal inserts in top. NO WOOD SCREWS ARE USED.

### Table Top

Table top core is CARB Compliant 1.25" particle board. Laminate, wood veneer and phenolic backing are glued with water based adhesives.

### Edge Selections

ERG offers a wide variety of table top edge materials including PVC, wood, aluminum and resin/urethane.

## FINISHES

### Table Bases and Legs


Finished in standard powder coat colors.

### Laminate/Veneer Selections

ERG offers over 1000 standard laminate choices from Nevamar, Wilsonart, Formica and Pionite. Wood veneer is available in transparent stain colors - custom stain matching available.

## OPTIONS

- CODE: PC - Polished Chrome base.
- CODE: STH - Special Table Height (any table height other than 29" or bar height).
- CODE: RP - Painted Footring for Bar Height.
- CODE: RC - Polished Chrome Footring for Bar Height.
- CODE: WC - Wood Column for Café Height base.
- CODE: GD - Ganging
- CODE: ULW - Ultra Lightweight Top
- CODE: RAD - Radius Corners for 3MM Edge



FLATCUT BASE DETAIL  
BLACK TEXTURE FINISH



OPTIONAL  
SQUARE WOOD COLUMN

**MODEL / DESCRIPTION / LIST PRICING**
**FLATCUT | CAFE | ROUND**

	Model Number	Table Top Size	Shpg. Wght.	Base Spread	LAMINATE TOP ASSORTED EDGES							VENEER TOP	
					GRP 1	GRP 2	GRP 3	GRP 4	GRP 5	GRP 6	GRP 7	GRP 8	GRP 9
ROUND	HFLT24D	24" Dia.	38	17"	\$489	\$500	\$573	\$637	\$763	\$868	\$993	\$1321	\$1468
	HFLT30D	30" Dia.	55	22"	\$584	\$596	\$693	\$777	\$944	\$1082	\$1250	\$1604	\$1748
	HFLT36D	36" Dia.	88	22"	\$686	\$704	\$821	\$921	\$1124	\$1291	\$1492	\$1900	\$2059
	HFLT42D	42" Dia.	100	28"	\$1022	\$1045	\$1197	\$1330	\$1591	\$1810	\$2074	\$2759	\$3066
	HFLT48D	48" Dia.	120	28"	\$1115	\$1141	\$1328	\$1486	\$1804	\$2069	\$2386	\$3067	\$3345

**FLATCUT | CAFE | SQUARE**

	Model Number	Table Top Size	Shpg. Wght.	Base Spread	LAMINATE TOP ASSORTED EDGES							VENEER TOP	
					GRP 1	GRP 2	GRP 3	GRP 4	GRP 5	GRP 6	GRP 7	GRP 8	GRP 9
SQUARE	HFLT24S	24" Sq.	48	17"	\$487	\$499	\$574	\$639	\$771	\$879	\$1009	\$1325	\$1462
	HFLT2430S	24x30 Sq.	53	22"	\$524	\$536	\$626	\$703	\$855	\$982	\$1135	\$1449	\$1574
	HFLT30S	30" Sq.	69	22"	\$572	\$588	\$685	\$768	\$934	\$1073	\$1239	\$1582	\$1719
	HFLT36S	36" Sq.	111	22"	\$695	\$713	\$834	\$938	\$1147	\$1319	\$1527	\$1933	\$2090
	HFLT42S	42" Sq.	125	28"	\$1033	\$1054	\$1209	\$1340	\$1602	\$1821	\$2083	\$2778	\$3097

**FLATCUT | CAFE | RECTANGLE**

	Model Number	Table Top Size	Shpg. Wght.	Base Spread	LAMINATE TOP ASSORTED EDGES							VENEER TOP	
					GRP 1	GRP 2	GRP 3	GRP 4	GRP 5	GRP 6	GRP 7	GRP 8	GRP 9
RECTANGLE	HFLT2448	24x48 Sq.	70	2-17"	\$873	\$892	\$1014	\$1119	\$1329	\$1504	\$1715	\$2328	\$2618
	HFLT2460	24x60 Sq.	79	2-17"	\$913	\$932	\$1068	\$1185	\$1418	\$1611	\$1845	\$2458	\$2737
	HFLT3048	30x48 Sq.	79	2-17"	\$1014	\$1033	\$1167	\$1284	\$1515	\$1708	\$1939	\$2678	\$3039
	HFLT3060	30x60 Sq.	90	2-22"	\$1069	\$1091	\$1244	\$1376	\$1640	\$1861	\$2124	\$2860	\$3204

Note: When optional base finish is required, please multiply upcharge by 2 for tables supported with an extra base.

**FLATCUT | BAR HEIGHT**

	Model Number	Table Top Size	Shpg. Wght.	Base Spread	LAMINATE TOP ASSORTED EDGES							VENEER TOP	
					GRP 1	GRP 2	GRP 3	GRP 4	GRP 5	GRP 6	GRP 7	GRP 8	GRP 9
ROUND	HFLTH24D	24" Dia.	59	17"	\$650	\$661	\$735	\$797	\$922	\$1029	\$1153	\$1673	\$1946
	HFLTH30D	30" Dia.	83	22"	\$691	\$706	\$802	\$886	\$1052	\$1191	\$1358	\$1844	\$2074
	HFLTH36D	36" Dia.	111	28"	\$922	\$940	\$1057	\$1159	\$1359	\$1528	\$1730	\$2420	\$2765

**OPTIONS**

Add upcharge to list price and code to model number

PC	Polished Chrome, for each 17" base.	\$75	RC	Polished Chrome Footring - each base	\$130
PC	Polished Chrome, for each 22" base.	\$110	GD	Ganging per table	\$95
PC	Polished Chrome, for each 28" base.	\$160	ULW	Ultra Lightweight Top	\$190
STH	Special Table Height, for height other than 29"	\$150 per base	RAD	Radius Corners for 3MM Edge	\$200 per table
RP	Painted Footring - each base	\$110			





FLIP-TOP T BASE W/ OPTIONAL WHITE CASTERS

## ORDERING INFORMATION

- |                            |                               |
|----------------------------|-------------------------------|
| 1) Series Name             | 6) Laminate Selection and No. |
| 2) Model Number            | 7) Edge Style Code and Color  |
| 3) Size                    | 8) Wood Species               |
| 4) Quantity                | 9) Wood Stain Color           |
| 5) Powder Coat Frame Color | 10) Optional Items            |

## FLIGHT TRAINING BASE SPECIFICATIONS

### Flight T Base

<b>Table Height</b>	Table height is 29" to 30" depending on table top specified.
<b>Column</b>	2" round 14 gauge
<b>Base</b>	Laser-cut 12 gauge stamped steel plate – 16", 22" and 26" spreads
<b>Plate</b>	6" x 8" square
<b>Glides</b>	Adjustable zinc rubber cushion steel glides
<b>Assembly</b>	Top plate is welded to the vertical column and the vertical column is welded to the horizontal base. No tie rod assembly. Base mounts to tabletop with ¼-20 x 1" machine screws into metal inserts in top. Stretcher steel bars are used on tops 72" and longer.
<b>Finish</b>	Choice of standard powder coat colors – See "Color Selections" brochure

### Flip-Top Mechanism

Aluminum die-cast top plate and aluminum housing with single handle cable release.

### Folding Mechanism

Lightweight nylon injection molded housing, cast aluminum pivot and metal locking slider. Rigid, taper locking design is activated by single lever that also locks in folded position.


## TABLE TOP SPECIFICATIONS

### Table Tops


Table top core is CARB Phase I & Phase II Compliant. Laminate, wood veneer and phenolic backing are glued with water based adhesives.

### Ultra-Lightweight Table Tops


Ultra-lightweight tables have an exceptionally strong manufactured MDF top made from 100% recovered and recycled wood fiber with at least 25% post-industrial recycled fiber; the balance consisting of recovered waste fiber. Ultra-light tables are 18% lighter than standard tables.



STEEL GLIDE  
DETAIL



CASTERS IN  
BLACK  
OR WHITE



FLIP-TOP  
MECHANISM



FLIPPED-UP AND NESTED

## FINISHES

### Laminate/Veneer Selections

ERG offers over 1000 standard laminate choices from Nevamar, Wilsonart, Formica and Pionite. Wood veneer is available in transparent stain colors - custom stain matching available.

### Edge Selections:

ERG offers a wide variety of table top edge materials including PVC, wood, aluminum and resin/urethane.

Special Edge Note: When ganging or butting tables together, ERG recommends using 3MM flat edge or flat wood edge. Square tables using PVC T-edge will have a 2" radius on all corners..

## OPTIONS

- CODE: FLIP-T - Flip-Top mechanism per table
- CODE:ASB - Anti-Sag Bar for tables under 72"
- CODE: FOLD - Lightweight Folding Leg Mechanism per table
- CODE: CAS3 - 3" Locking Casters - Black
- CODE: CAS-W - 3" Locking Casters - White
- CODE: ULW - Ultra-lightweight table top
- CODE: GD - Ganging per table
- CODE: RAD - Radius Corners for 3MM Edge
- CODE: FTBH – Flip top support bar for rectangular bar height tables.  
(Maximum table top size 30x72)
- TABLE ACCESSORIES – Modesty Panels, Bridges, Grommets, Wire Management, Power & Communication Options, Table Dollies – see "Accessories" section in price list

Note: When ordering modesty panel, table and panel must have 3MM edge.

