

# ERG

INTERNATIONAL

CHAIRS • TABLES • LOUNGES

JANUARY 2023  
PRICE LIST AND WORKBOOK



Contract Holder  
GS-27F-021DA & GS-27F-020DA

ERGONOM CORPORATION  
ERG INTERNATIONAL

1-800-446-1186  
[www.ERGinternational.com](http://www.ERGinternational.com)

GSA Contract Information .....	3
Company Info .....	4
Terms & Conditions .....	5
Freight Programs .....	6
Ordering Information .....	8
Fabric Information .....	10
Com Specifications .....	11

## PRODUCTS

QuickShip .....	13	Gobi .....	244
Abby .....	45	Harmony.....	250
Addy .....	51	Hazel .....	254
Amelia.....	56	Hermosa.....	262
Archer .....	58	Hetfield .....	267
Aristo.....	63	Island .....	271
Ashton.....	66	Jayden.....	276
Aspen .....	71	Kayden .....	285
Barri .....	77	Laguna.....	291
Benton.....	82	Libra .....	328
Beta .....	88	Lotus .....	330
Brandon.....	91	Malibu.....	340
Brentwood.....	99	Marlo .....	371
Brighton.....	102	Maxwell .....	375
Bruno.....	119	Mia .....	377
Bryant.....	125	Mingle.....	385
Burton .....	129	Modesty Panels.....	392
Cabana.....	133	Monaco.....	394
Capri .....	135	Morgan.....	398
Carlton.....	138	Muffet .....	401
Cayman .....	144	Napoli .....	403
Charlotte .....	149	Nathan.....	409
Clayton .....	152	Newport .....	411
Clyde .....	154	Nikki .....	417
Cody .....	156	Ojai .....	426
Computer Accessories .....	158	Oliver.....	435
Connos.....	159	Oslo .....	437
Corsa.....	175	Ozark.....	440
Crossfire .....	181	Parma.....	444
Cube Plus .....	188	Pento .....	447
Dalma .....	190	Pisa .....	450
Darby .....	193	Post .....	454
Dekko .....	196	Power and Data.....	463
Dion .....	200	Raven .....	478
Dixon .....	202	Rewind .....	511
Chairs and Table Dollies.....	205	Samba.....	519
Dome.....	207	Sammy .....	523
Duncan .....	210	Table Tops Only.....	525
Elliot .....	213	Tango .....	526
Emma .....	219	Teriana.....	528
Encino.....	222	Tivoli .....	533
Flair .....	232	Tommy.....	541
Flight .....	235	Treno .....	543
Foray .....	237	Trumpet.....	546
Franky Slim.....	240	Valencia.....	548
		Vella .....	561
		Ventura .....	569
		Verona.....	576
		Vesper .....	581
		Westlake .....	591

**Contract Number: GS-27F-020DA & GS-27F-021DA**

For more information on ordering from Federal Acquisition Service click on the FSS Schedules button at <http://www.gsa.gov/fas> Contract Period: March 30, 2016 – March 31, 2026

Contractor's name, address and phone/fax numbers, email & website:

Ergonom Corporation dba ERG INTERNATIONAL

361 North Bernoulli Circle

Oxnard, California 93030

Toll Free Phone 800-446-1186

• Phone: 805-981-9978 • Fax: 805-981-9878

• Email: [sales@erginternational.com](mailto:sales@erginternational.com)

• Website: <http://www.erginternational.com>

**CUSTOMER INFORMATION****1. CONTRACT NUMBERS (GS-27F-020DA):**

33721T Training room, Auditorium & Theater Furniture

337127LFSB Library Furniture

337127CFSB Cafeteria & Food Service Furniture

**CUSTOMER INFORMATION****1. CONTRACT NUMBERS (GS-27F-021DA):**

33721 Office Furniture

2. Maximum order: \$500,000.00 Net.

3. Minimum order: \$500.00 Net.

4. Geographic Coverage: ERG Packages for shipments throughout the continental United States & US Territories.

5. Point of production: ERG International, Oxnard, California USA manufacturing facilities.

6. Discount from list prices: 55% Off

7. Quantity discounts: None Available

8. Prompt payment terms: Net 30.

9. Government credit cards: Yes.

10. Foreign items: None

11a. Time of delivery: 4-8 Weeks ARO

11b. Expedited delivery: 10-Day Quick Ship Program.

12. F.O.B. point: Destination: in 48 Contiguous States

This Contract includes freight, unless under \$4,000 List, then a flat fee of \$138.00 will apply.

13. Ordering address: same as above.

14. Payment address: same as above.

15. Warranty provision: ERG's commercial LIFETIME (frame & foam) & (10) Year limited warranty for defects in GENERAL SERVICES ADMINISTRATION Federal Acquisition Service AUTHORIZED FEDERAL SUPPLY SCHEDULE PRICE LIST materials and workmanship.

16. Export packing charge: Quoted upon request.

17. Government purchase card: Visa & MC Accepted. No additional discount.

18. Terms and conditions of rental, maintenance and repair: Not applicable.

19. Terms and conditions of installation: Net 30 days. Cost of installation will be quoted separately.

20. Terms and conditions of repair parts: Parts prices quoted are net. Same terms apply.

20a. Terms and conditions of any other services: Not applicable.

21. List of service and distribution points: Not applicable

22. List of participating dealers: Call ERG for Participating Dealers in your area.

23. Preventive Maintenance: Not applicable

24. Year 2000 (Y2K) compliant: Yes

25. Environmental attributes: Please refer to ERG's Green Statement / No chemicals used, ONLY water based finishes.

26. Data Universal Number System (DUNS) number: 02 842 7920

27. CCR Registration: Currently registered Cage Code: 1LWE7

28. Returns/Restocking Policy: All products are Custom Made To Order - 30% Restocking Fee

29. Cancellation Policy: Any changes or cancellation to an order must be submitted in writing and confirmed by ERG Customer Service before the change or cancellation is effective. Due to short lead times, any changes or cancellation may result in charges if materials have entered into production.

**CORPORATE OFFICE****ERG INTERNATIONAL**

361 North Bernoulli Circle

Oxnard, California 93030

Telephone: 805-981-9978

Toll Free: 800-446-1186

Fax Number: 805-981-9878

E-Mail Address: [sales@erginternational.com](mailto:sales@erginternational.com)Website: [www.erginternational.com](http://www.erginternational.com)

Customer Service: 7:00 AM to 4:00 PM, PST Mon - Fri

**MISSION STATEMENT**

ERG International is committed to using only the finest materials and components available to build products that result in complete customer satisfaction. ERG is continually listening to our customers in order to build and design the best furniture for their specific needs.

We will always try to accommodate your needs in a timely fashion and guarantee safe shipping to your destination.

**U.S. MANUFACTURER**

We are very proud to offer American made products. This means we are creating American jobs and supporting American material suppliers. This makes ERG very flexible. We can offer more choices and we can control our quality and delivery. The best part is that we are here to listen to you, our valued customer.

**LEED & BIFMA STANDARDS**

ERG's strong commitment to sustainability is our support of the U.S. Green Building Council's LEED Program -- (Leadership in Energy and Environmental Design). The LEED program is a voluntary certification system designed to promote buildings that are environmentally responsible, profitable, and healthy places for people to live and work. All ERG products can contribute to points for your LEED Project.

ERG is devoted to sustainable manufacturing practices, utilizing renewable materials, life cycle assessment, recycle-reuse, operations-facilities and supply chain. We have incorporated the BIFMA (Business & Institutional Furniture Manufacturers Association) Sustainability Guidelines into our day to day operations. The majority of all products designed and manufactured by ERG have completed the ANSI/BIFMA performance testing standards. Our customers can purchase any seating and table product and feel confident. Through design, manufacture, delivery and product lifecycle - ERG considers the impact of our products on the environment and uncover opportunities to make things better.

*We're Green*

All pricing and specifications online at [www.erginternational.com](http://www.erginternational.com)

**MANUFACTURING FACILITIES**

361 North Bernoulli Circle

Oxnard, California 93030

**ERG INTERNATIONAL WEBSITE****[www.erginternational.com](http://www.erginternational.com)**

Please visit us at [www.erginternational.com](http://www.erginternational.com) to view products, most current pricelists, finishes and textiles. All brochures and pricelists can be downloaded and ERG literature can be ordered on the website.

**GREEN STATEMENT**

ERG International is always looking for better ways to be kind to our mother earth. Our Green Program insures that we manage as little waste as possible in respect to power, water and all raw materials.

ERG's manufacturing facilities are located in the coastal town of Oxnard, California where the EPA (Environmental Protection Agency) standards are the highest in the nation. EPA dictates that we use only water-base and water-soluble products in all our manufacturing processes. Wood stains, sealers, lacquers, glues and adhesives used by ERG are all waterbased and water soluble products, and carry Greenguard Certification.

Other ways ERG contributes to our Green Program is we use only recyclable vinyl, PVC and polypropylene plastics. 98% of all wood used in the making of our furniture is from well managed forests backed by the FSC (The Forest Stewardship Council). We reclaim as much powder coat paint as is physically possible. This is achieved through a reclaiming facility and also using our in-house equipment. We use only plastic and paper that is recyclable for packaging our products. All usable wood excess is used for manufacturing pallets and crates. All excess steel is sent to a recycling center every week. All potential product additions to our line always include evaluating what that product does to our planet. We are committed to our customers and our planet!



USGBC and related logo is a trademark of the U.S. Green Building Council and is used by permission. Member since 2006.



---

## GENERAL TERMS FOR ALL ORDERS

Information in this price list replaces all information in prior price lists and catalogs.

**Prices** – Prices and specifications are list prices effective with date printed on cover and supercedes all other published price lists. ERG reserves the right to change prices or specifications without prior notice. Orders are accepted subject to price prevailing at time of shipment.

**Orders** – All orders must be placed through Purchase Order only.

**E-mail Purchase Order:**

**orders@erginternational.com**

**Fax:**

**ERG Customer Service**

**Fax: 1-805-981-9878**

**Mail:**

**ERG Customer Service**

**361 N. Bernoulli Circle**

**Oxnard, CA 93030 USA**

**Phone Orders** – NO phone orders will be accepted. Orders are only accepted in writing by mail, fax or email.

**Order Acknowledgments** – Customers will receive an order acknowledgment after purchase orders have been entered into production. Orders are accepted, manufactured and invoiced in accordance with the order acknowledgment. Please advise ERG immediately of any discrepancies.

Acknowledged orders may not be cancelled or modified without written consent from ERG.

**Matching Orders** – If any order is to match a previous shipment, it must be clearly stated on the order. Please supply original invoice number and date. If product or materials needed cannot be supplied, customer will be notified.

**Orders on Hold & Delayed Shipments** – Customers requesting shipments to be “held” or “delayed” after orders have been put into production, ERG will complete the order on the original schedule. After two (2) working days of completion, the order will be invoiced and storage charges will accrue. (No exceptions).

**Changes or Cancellation** – Any changes or cancellation to an order must be submitted in writing and confirmed by ERG Customer Service before the change or cancellation is effective. Due to short lead times, any changes or cancellation may result in charges if materials have entered into production..

## PRODUCT RETURNS

All products are custom made to order and cannot be returned. For large orders, we will gladly provide our customers with a sample of materials or products upon request, if necessary.

## CUSTOM ORDER CHARGES

**Stain Matching** - Custom stain matching available with upcharge. Due to the natural fiber of wood and different wood variances we cannot guarantee an exact match to any existing products produced. ERG has many stain choices available and will gladly supply wood stain samples upon request.

## PRODUCT CHANGES & SPECIFICATIONS

ERG International's policy is one of continuous product improvement. We therefore reserve the right to make changes in design or specifications, or to discontinue products at any time without prior notice. Every effort will be made to keep the user informed when changes do occur. All dimensions and weights shown are approximate..

## CALIFORNIA TECHNICAL BULLETIN 117 (CAL 117)

California Bulletin 117 (TB 117) is standard. All our fabric meets Cal Bulletin 117.

## PRODUCT LIABILITY

ERG International disclaims all liability for damages resulting directly or indirectly from use of its products which have undergone changes or alterations by the installer or user, regardless of the reason or the authority for such alteration; or from improper installation, where deviation from the prescribed installation has occurred for whatever reason.

## PRODUCT LEAD TIME

Most of our regular orders will ship in 4-10 weeks after receipt of order; with normal open account customers. ERG pledges 100% on time delivery to our customers. Customers who do not have open accounts will be notified of terms and lead time information. For large orders please contact Customer Service for lead time information. Also, some products in this catalogue may require longer lead time. ERG Customer Service will advise you at time of ordering if lead time will be longer than normal.

## CREDIT TERMS

ERG will extend credit terms to any credit worthy customer, provided they have filled out an ERG Credit Application and have been approved for a line of credit. All payments are due Net 30 days. 1.5% percent late payment fee will start accruing after the payment is due. Other methods of payment are available, such as VISA® or MASTERCARD® with a 2% processing fee..

## STORAGE FEES

Any order held longer than 48 hours after completion, will be subject to a weekly storage fee. Storage fee will be determined by the size of the order. No exceptions.

## FREIGHT DAMAGE & CLAIMS

ERG International offers a Guaranteed Safe Shipping Program to your destination provided you select our **GUARANTEED VALUE FREIGHT PROGRAM**. This means that if you choose our freight program, we guarantee that your furniture is free of damage. If for some reason the furniture does come in damaged, **ERG will handle the complete freight claim** and reship the replacement furniture to you free of charge! This is our Guaranteed Safe Shipping Program that is considered to be the best in our industry. **Note:** You must use ERG International's designated freight carriers; the use of your own freight carrier voids this program. If, in the event that your shipment arrives damaged, please notify ERG Customer Service immediately upon discovery of any damages, even if the damage is "concealed damage" (no damage to boxes & packaging).

**PLEASE SAVE ALL PACKAGING MATERIALS, Take Photos of Damaged Packaging & Products. Send to ERG Customer Service and will initiate and the process for any freight claims reported by our customers or their affiliates; i.e. warehouses or end-user.**

Disclaimer: ERG has the discretion to replace or repair based on the extent of the damage.

ERG Customer Service: 1-800-446-1186

## FREE FREIGHT PROGRAM

ERG International offers a FREE FREIGHT PROGRAM. Freight is free of charge on all orders over \$7,000 list. Orders under \$7,000 list will have a flat freight fee of \$195.

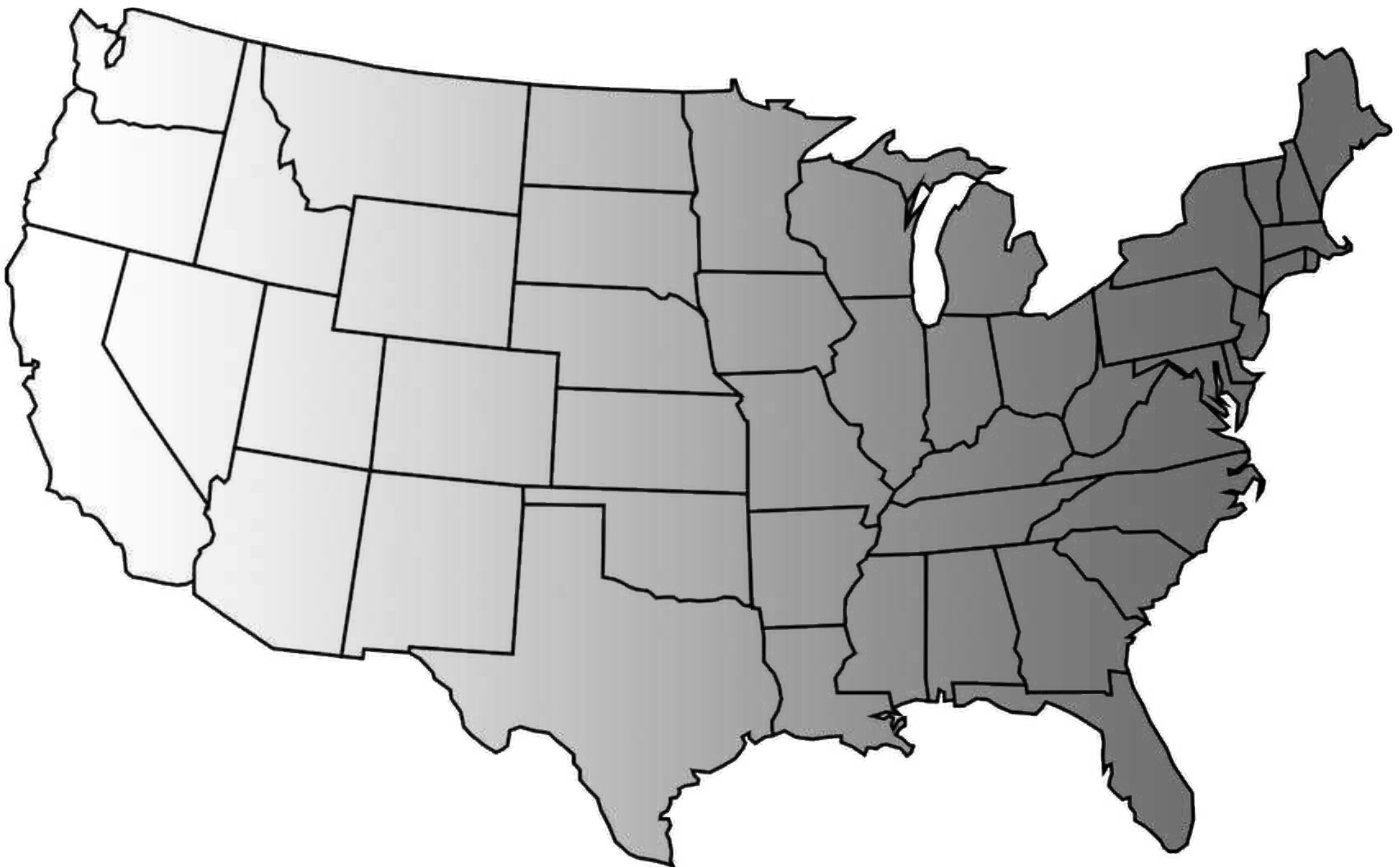
All products are shipped F.O.B. Origin, Oxnard, California or Dallas, Texas.  
Please call factory for Inside deliveries, special delivery requests, and other accessorial charges.

Note: ERG reserves the right to add a fuel surcharge when and if necessary during the course of the year.

If a freight carrier is not noted on your order, ERG will ship via the GUARANTEED VALUE FREIGHT PROGRAM and choose the most appropriate carrier and add the charges to your invoice. If the customer wishes to use their own carrier, it will ship via collect or 3rd party.

ERG now offers FREE FREIGHT on all orders over \$7,000 list!

Orders less than \$7,000 list will be charged a flat freight fee of \$195.



## **FREE FREIGHT**

### **On all orders over \$7,000 list!**

\*\*\*\* PLEASE NOTE \*\*\*\*

ERG WILL CHARGE A FLAT FEE OF \$150 NET ON ORDERS SHIPPING TO THE FOLLOWING ENTITIES: Residential, Places of Worship, Rural areas, NON-Commercial locations IE: Public & Private Schools, Public Storage, Businesses operating within a private residence, Hospitals, Airports, and Gov't sites (Military locations, Prisons, etc.).

\*\*\*\* ADDITIONAL UPCHARGES \*\*\*\*

Charges for the following will be invoiced - lift gate, inside deliveries, rerouting of trucks, incorrect delivery addresses given & redelivery fees.

ERG International offers our customers a vast selection in design choices. We will give you the freedom to use our products to design environments that have just the look you are trying to achieve with complementing colors, textures and finishes.

Ordering from ERG is simple and easy. When ordering, please follow these simple guidelines to ensure your furniture products are made exactly to your specifications.

Exact information needed are specified with each series, the following is a general list of information that may need to be specified:

## HOW TO SPECIFY

### Series Name

### Model #

### Quantity

#### Plastic Chair

- Poly Shell Color
- Frame Finish: Wood Or Metal
- Options: Powder Coat...etc.

#### Upholstered Chair Or Soft Seating

- Fabric Grade / COM / COL (Priced at grade 3)
- Vendor
- Name & Number
- Fabric Direction(See Fabric Info under Materials & Finishes Booklet)
- Frame Finish: Wood Or Metal
- Options: Power/Data, Arm Caps...etc.

#### Table: Cafe, Training, Conference, Occasional

- Table Top:
  - ◆ Laminate
  - ◆ Veneer
  - ◆ Acrylic
  - ◆ Solid Surface
  - ◆ Butcherblock
- Edge
- Base Finish
- Options: Power/Data, Flip, etc.

In some cases, more specific information may be required, such as placement of arms, two tone stain, second fabric information, etc. A layout drawing will need to accompany all orders that have placement issues pertaining to "Left" or "Right" side placement, i.e. arm locations and tablet arm placements.

## ERG CUSTOMER SERVICE

ERG Customer Service Department prides itself in delivering the best service possible for all our customers. ERG's Customer Service hours are 7:00 AM to 4:30 PM, Pacific Standard Time, Mon. – Fri. You may reach ERG Customer Service at 1-800-446-1186, or by fax at: 805-981-9878.

## DESIGN AND ENGINEERING SERVICES

Because every application is unique, ERG offers Space Planning and Engineering Services to tailor our products to meet your needs.

ERG International's responsibility is limited to supplying the product, as specified, to the buyer. Responsibility of meeting City, State and Federal building codes and requirements is the responsibility of the elected installer.

# CONTACT US

### Quotes or Questions:

[sales@erginternational.com](mailto:sales@erginternational.com)

### Purchase Orders:

[orders@erginternational.com](mailto:orders@erginternational.com)

### Literature and Finish Sample Requests:

[literature@erginternational.com](mailto:literature@erginternational.com)

or

**REQUEST FORM**

## ERG INTERNATIONAL

361 North Bernoulli Circle  
Oxnard, CA 93030  
Phone: (805) 981-9978  
Toll Free: 1-800-446-1186  
Fax: (805) 981-9878

### Hours:

Monday through Friday  
7:00 AM - 4:30 PM Pacific

## ERG TERMINOLOGY

COM: Customer's Own Material  
 COL: Customer's Own Leather

MB: Moisture Barrier  
 FR: Fire Retardant

2FO: Two Fabric Option  
 3FO: Three Fabric Option

### GRADED IN FABRICS

ERG offers graded in fabrics from the following textile companies: ArcCom, Knoll, Mayer, Momentum and more. Please visit ERG's website under the heading MATERIALS/TEXTILES to find graded-in fabrics in pdf format along with a link to each vendor's website. For additional information call the manufacturer with their Toll-Free number provided. For COL (Customer's Own Leather) please use Grade 3 List price.

### MOISTURE BARRIER:

ERG International offers an optional moisture barrier to seats only on all seating products. The barrier is applied over the foam and under the fabric. Please specify "MB" option with product model number and add corresponding list price per seat.

### FIRE RESISTANCE:

Due to the vast choice of fabrics with varying degrees of flame retardancy, we suggest you consult the published technical data of the fabric supplier.

ERG International assumes no responsibility for the flame retardancy of any fabric.

California Technical Bulletin CA 117-2013 Compliant relates to fabrics as well as resilient filling materials (i.e. foam and dacron), all ERG International products conform to this standard.

Certain jurisdictions require the use of additional fire retardants such as the regulation known as California Technical Bulletin CAL 133 (no longer applicable for CA). ERG International provides compliance with this standard by application of a fire barrier material. Labels indicating fire retardancy compliance can be placed on the underside of all seating products when required. Please specify "FR" option with product model. The cost is \$90 List per yard of fabric required for the unit specified, or as noted.

### TWO (OR MORE) FABRIC OPTION:

When two or more fabrics are used on one unit add appropriate option Code to the model number and the price will be the grade average.

**Example A:** fabric 1 is Grade 7 and fabric 2 is Grade 5 - the entire unit will be calculated at Grade 6 pricing plus the option price.

**Example B:** fabric 1 is COM and fabric 2 is Grade 6 - the entire unit will be calculated at Grade 3 pricing plus the option price.

### USING STRIPED FABRICS

When using vertical stripes on curved modular piece the stripes will not align on any size over 30 degrees.

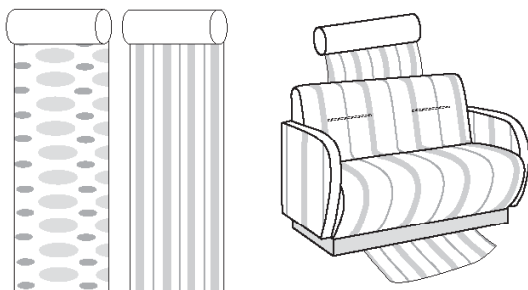
Matching can be achieved if multiple seams are approved to be applied

### FABRIC DIRECTION

Specify which illustration shows how fabric is to be applied to furniture.

#### OFF THE BOLT (NON-RAILROAD)

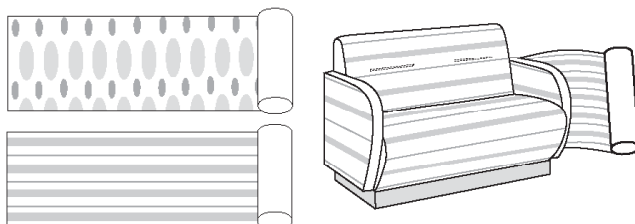
Off The Bolt fabrics require seaming of fabric on one-piece cushions greater than 48".



OR

#### RAILROAD

Railroad fabrics allow tailoring of one-piece backs or seat cushions of sofas without seams.



## COM SPECIFICATIONS

ERG International is not responsible for appearance, behavior, color accuracy, durability, performance, or weaving of COM materials. All responsibility for COM shipments is between the purchaser and the textile source. Customers are solely responsible for making sure the COM complies with all applicable codes and regulations. ERG International reserves the right to reject fabrics or leathers we deem unsuitable for upholstery. When this occurs, the customer will be notified in writing with an explanation of the problem. ERG International cannot be held responsible for any unsatisfactory results in the application of a COM/COL and a written release from the customer may be required before the order is processed. ERG International cannot be held responsible for tailoring variances that result from the application of a particular textile or leather.

## COM YARDAGE

All yardage requirements listed in the price list are based upon 54 plain non-directional material. Additional yardage will be required for repeats or fabric less than 54 wide.

## APPROVED COM ORDERING PROCEDURES

The fabric table below will give you approximate additional yardage requirements for repeats of 6" vertical or horizontal. Anything over should be submitted for calculation by ERG.

	54" Wide	53"-51" Wide	50"-48" Wide	47"-45" Wide	44"-36" Wide
Plain Fabric	0%	15%	30%	45%	60%
2" - 10" Repeat	10%	20%	35%	50%	65%
11" - 20" Repeat	15%	25%	40%	55%	70%
21" - 25" Repeat	20%	30%	45%	60%	75%
26" - 30" Repeat	25%	35%	50%	65%	80%
31" - 35" Repeat	30%	40%	55%	70%	85%
36" - 40" Repeat	35%	45%	60%	75%	90%
41" - 45" Repeat	40%	50%	65%	80%	95%

All stripes will be applied vertically unless specified otherwise. Patterned fabrics will be applied at our discretion unless special instructions are included with the order.

The C.O.M. yardage required is for one chair. Yardage requirements may be reduced when ordering multiple quantities. Please e-mail Customer Service for yardage calculations on multiple quantities.

In the absence of instructions, we will apply the fabric pattern according to our best judgement. We reserve the right to railroad fabric whenever possible to avoid seams in large upholstered areas and/or single cushion units.

For Customer's Own Leather (COL),

Leather footage requirements listed in the price list refer to usable leather footage that meets the standards described above. Calf hides must be at least 30 square feet of clean usable matching hides. When specifying calf hides, add 15% to COL requirements shown in the price list.

All COL will be priced at Grade 3 List Pricing.

## SHIPPING INSTRUCTIONS:

Instruct the supplier to mark the outside of the COM/COL package with the following information:

- Your Company's Name.
- Your Purchase Order Number given to ERG
- The supplier's Name, COM/COL Name, number and amount of yardage shipped.
- The ERG model number to which the COM/COL is to be applied.
- If the COM/COL has a pattern, it must be stated whether the direction you want is horizontal or vertical. All patterns will be applied vertically unless marked to the contrary.

Ship the packaged COM/COL prepaid:

ERG International  
361 N. Bernoulli Circle  
Oxnard, CA 93030.

Please Note: Sidemark package with your P.O. number, Model Number or Order Number.





# ERG

INTERNATIONAL

*an investment in knowledge  
pays the best interest.*

*- Benjamin Franklin*

QUICK SHIP  
IN  
**30/20**  
DAYS

QUICK SHIP CATALOG  
30 DAYS FOR UPHOLSTERY  
20 DAYS FOR TABLES & CHAIRS  
(NO UPHOLSTERED MODELS)

VOLUME 3



## TABLE OF CONTENTS

6 Wood Shell Chairs and Stools	8 Plastic Shell Chairs and Stools	14 Lounge	15 Modular
16 Ottomans	18 Fabric Options	22 Occasional Tables	23 Cafe Tables
27 Training Tables	29 Laminate & Edges	30 Terms & Conditions	

A COLLECTION OF OUR  
MOST POPULAR PRODUCTS.  
IN 30/20 WORKING DAYS,  
HAVE YOUR PRODUCTS FAST!

**Have a rush job? Need it shipped quick? No problem.**

With our 30/20 Day Quick Ship Program, you can count on high quality furniture fast. We offer a wide variety of products to help get your project done and looking great. We offer wood chairs and stools, poly shell chairs and stools, lounge chairs, ottomans, modular units, occasional tables, café tables and training tables. With these options to choose from, you can get any space complete from lobbies, classrooms, cafes or any open communal space.

**To get your order started, contact our Customer Service at 800.446.1186**

*All of our products are available on GSA contract*







*An investment in knowledge  
pays the best interest.*  
- Benjamin Franklin









## ORDERING INFORMATION

To Order Please Specify:

- |                 |                            |                     |
|-----------------|----------------------------|---------------------|
| 1) Series Name  | 3) Quantity                | 5) Metal Leg Finish |
| 2) Model Number | 4) Wood Shell Stain Finish |                     |

Cutouts and laser engraving not available on Quick Ship items.

**Benton****1350** Café Chair \$633

LEGS: STANDARD IN POLISHED CHROME

## OPTIONS:

SF	Powder Coat Finish	\$63
----	--------------------	------

**Benton****1352** Tall Back Bar Stool \$800

LEGS: STANDARD IN POLISHED CHROME

## OPTIONS:

SF	Powder Coat Finish	\$76
----	--------------------	------

**Dekko****744** Café Chair \$641

LEGS: STANDARD IN POWDER COAT

## OPTIONS:

PC	Polished Chrome Finish	\$49
----	------------------------	------

**Dekko****752** Tall Back Bar Stool \$824

LEGS: STANDARD IN POWDER COAT

## OPTIONS:

PC	Polished Chrome Finish	\$76
----	------------------------	------

## WOOD STAINS



natural maple



medium walnut

## METAL FINISH



polished chrome

## POWDER COAT



brushed aluminum(silver)



black gloss



lt bronze textured



### ORDERING INFORMATION

To Order Please Specify:

- |                 |                            |                     |
|-----------------|----------------------------|---------------------|
| 1) Series Name  | 3) Quantity                | 5) Metal Leg Finish |
| 2) Model Number | 4) Wood Shell Stain Finish |                     |

Cutouts and laser engraving not available on Quick Ship items.



#### Pento

927 Café Chair \$714

LEGS: STANDARD IN POWDER COAT

OPTIONS:

PC	Polished Chrome Finish	\$49
----	------------------------	------



#### Pento

937 Tall Back Bar Stool \$976

LEGS: STANDARD IN POWDER COAT

OPTIONS:

PC	Polished Chrome Finish	\$76
----	------------------------	------

### WOOD STAINS



natural maple




medium walnut

### METAL FINISH




polished chrome

POWDER COAT



brushed aluminum(silver)



black gloss



lt bronze textured



### ORDERING INFORMATION

To Order Please Specify:

- |                 |                     |                     |
|-----------------|---------------------|---------------------|
| 1) Series Name  | 3) Quantity         | 5) Metal Leg Finish |
| 2) Model Number | 4) Poly Shell Color |                     |



#### Elliot

**6260** Café Chair \$359

LEGS: STANDARD IN POLISHED CHROME

#### OPTIONS:

SF	Powder Coat Finish	\$63
----	--------------------	------



#### Elliot

**6264** Bar Stool \$655

LEGS: STANDARD IN POLISHED CHROME


#### OPTIONS:

SF	Powder Coat Finish	\$76
----	--------------------	------


#### Elliot Poly Shell Colors



## METAL FINISH



polished chrome



brushed aluminum(silver)



black gloss



It bronze textured





### ORDERING INFORMATION

To Order Please Specify:

- |                 |                     |                     |
|-----------------|---------------------|---------------------|
| 1) Series Name  | 3) Quantity         | 5) Metal Leg Finish |
| 2) Model Number | 4) Poly Shell Color |                     |



#### Foray

**6240** Café Chair \$444

LEGS: STANDARD IN POLISHED CHROME

#### OPTIONS:

SF	Powder Coat Finish	\$63
----	--------------------	------



#### Foray

**6242** Bar Stool \$716

LEGS: STANDARD IN POLISHED CHROME

#### OPTIONS:

SF	Powder Coat Finish	\$76
----	--------------------	------


#### Foray Poly Shell Colors



## METAL FINISH



polished chrome



brushed aluminum(silver)



black gloss



It bronze textured

#### POWDER COAT



### ORDERING INFORMATION

To Order Please Specify:

- |                 |                     |                     |
|-----------------|---------------------|---------------------|
| 1) Series Name  | 3) Quantity         | 5) Metal Leg Finish |
| 2) Model Number | 4) Poly Shell Color |                     |



#### Gobi

**7336** Stacking Chair \$449

LEGS: STANDARD IN POLISHED CHROME

OPTIONS:

SF	Powder Coat Finish	\$63
----	--------------------	------



#### Gobi


**7340** Stacking Bar Stool \$707

LEGS: STANDARD IN POLISHED CHROME

OPTIONS:

SF	Powder Coat Finish	\$76
----	--------------------	------

#### Gobi Poly Shell Colors



#### Gobi

**7330** Stacking Sled Base \$414

LEGS: STANDARD IN POLISHED CHROME

OPTIONS:

SF	Powder Coat Finish	\$63
----	--------------------	------



#### Gobi

**7338** Stacking Arm Chair \$497

LEGS: STANDARD IN POLISHED CHROME

OPTIONS:

SF	Powder Coat Finish	\$63
----	--------------------	------


#### Gobi Poly Shell Colors



## METAL FINISH



polished chrome



brushed aluminum(silver)



black gloss



It bronze textured

#### POWDER COAT



## ORDERING INFORMATION

To Order Please Specify:

- |                 |                     |                     |
|-----------------|---------------------|---------------------|
| 1) Series Name  | 3) Quantity         | 5) Metal Leg Finish |
| 2) Model Number | 4) Poly Shell Color |                     |

**Lotus****7485** Stacking Poly Chair \$499

LEGS: STANDARD IN POLISHED CHROME

## OPTIONS:

SF	Powder Coat Finish	\$63
----	--------------------	------

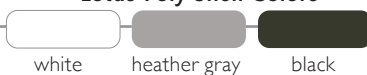
**Lotus****7495** 4-Leg Bar Stool \$590

LEGS: STANDARD IN POLISHED CHROME

## OPTIONS:

SF	Powder Coat Finish	\$76
----	--------------------	------

## Lotus Poly Shell Colors

**Rewind****7600** Stacking Chair \$434

LEGS: STANDARD IN POLISHED CHROME

## OPTIONS:

SF	Powder Coat Finish	\$61
----	--------------------	------

**Rewind****7616** Stacking Bar Stool \$711

LEGS: STANDARD IN POLISHED CHROME

## OPTIONS:

SF	Powder Coat Finish	\$76
----	--------------------	------


## Rewind Poly Shell Colors



## METAL FINISH



polished chrome



brushed aluminum(silver)



black gloss



It bronze textured

## POWDER COAT



### ORDERING INFORMATION

To Order Please Specify:

- |                 |                     |                              |
|-----------------|---------------------|------------------------------|
| 1) Series Name  | 3) Quantity         | 5) Metal Leg Finish (Strike) |
| 2) Model Number | 4) Poly Shell Color | 6) Vinyl Fabric (Tommy)      |

### MAX QUANTITY 12

Tommy

8890 Rocking Stool

IN-STOCK VINYL  
\$793


### ERG IN-STOCK VINYL COLORS: CULP CONTRACT HATHAWAY




### Tommy Poly Base Colors



### METAL FINISH



polished chrome



brushed aluminum(silver)



black gloss



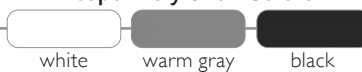
lt bronze textured

**ORDERING INFORMATION****To Order Please Specify:**


- |                 |                     |                          |
|-----------------|---------------------|--------------------------|
| 1) Series Name  | 3) Quantity         | 5) Metal Leg/Sled Finish |
| 2) Model Number | 4) Poly Shell Color |                          |

**Vesper Sled Base****6188** Demi Back Sled Base Bar Stool \$683**BASE:** STANDARD IN POLISHED CHROME**OPTIONS:**

SF	Powder Coat Finish	\$76
----	--------------------	------

**Vesper Poly Shell Colors****METAL FINISH**

polished chrome



brushed aluminum(silver)



black gloss



It bronze textured

**POWDER COAT**



## ORDERING INFORMATION

To Order Please Specify:

- |                 |                          |                             |
|-----------------|--------------------------|-----------------------------|
| 1) Series Name  | 3) Quantity              | 5) Fabric Selection (Pg 18) |
| 2) Model Number | 4) Wood/Metal Leg Finish |                             |

Two fabric option not available on Quick Ship items

**Ashton****606** Single Seat Lounge (Armless)

GR2	GR4	GR5	GR6	GR7
\$1884	\$2037	\$2120	\$2206	\$2293

LEGS: STANDARD IN POWDER COAT

**Flair****3495** Single Seat Lounge

GR2	GR4	GR5	GR6	GR7
\$2599	\$2809	\$2921	\$3039	\$3158

LEGS: STANDARD IN POLISHED CHROME

## OPTIONS:

SF	Powder Coat Finish	\$16	ea.
WOD	Solid Maple Wood Legs	\$32	ea.
CAS4	4" Casters	\$40	ea.

**Malibu****3900** Single Seat Lounge

GR2	GR4	GR5	GR6	GR7
\$2610	\$2823	\$2938	\$3054	\$3174

LEGS: STANDARD IN POWDER COAT

## OPTIONS:

PC	Polished Chrome Finish	\$45	ea.
WOD	Solid Maple Wood Legs	\$32	ea.

**Raven****8403** Single Seat Lounge

GR2	GR4	GR5	GR6	GR7
\$2784	\$3260	\$3489	\$3718	\$3946

LEGS: STANDARD IN POWDER COAT

## OPTIONS:

PC	Polished Chrome Finish	\$34	ea.
WOD	Solid Maple Wood Legs	\$32	ea.
CAS3	3" Casters	\$34	ea.

## WOOD STAINS



natural maple




medium walnut



polished chrome

## POWDER COAT



brushed aluminum(silver)



black gloss



lt bronze textured

## METAL FINISH



## ORDERING INFORMATION

To Order Please Specify:

- |                 |                          |                             |
|-----------------|--------------------------|-----------------------------|
| 1) Series Name  | 3) Quantity              | 5) Fabric Selection (Pg 18) |
| 2) Model Number | 4) Wood/Metal Leg Finish |                             |

Two fabric option not available on Quick Ship items

## MAX QUANTITY 8

Raven

8302 22" Straight Unit

GR2	GR4	GR5	GR6	GR7
\$1755	\$1996	\$2120	\$2249	\$2375

LEGS: STANDARD IN POWDER COAT

OPTIONS:

PC	Polished Chrome Finish	\$34	ea.
WOD	Solid Maple Wood Legs	\$32	ea.
CAS3	3" Casters	\$34	ea.



## MAX QUANTITY 2

Raven

8386 Corner Unit – Square Seat Back

GR2	GR4	GR5	GR6	GR7
\$3283	\$3550	\$3694	\$3840	\$3995

LEGS: STANDARD IN POWDER COAT

OPTIONS:

PC	Polished Chrome Finish	\$34	ea.
WOD	Solid Maple Wood Legs	\$32	ea.
CAS3	3" Casters	\$34	ea.



## MAX QUANTITY 8

Raven

8326 22" Single Seat Backless Unit

GR2	GR4	GR5	GR6	GR7
\$1570	\$1814	\$1946	\$2078	\$2207

LEGS: STANDARD IN POWDER COAT

OPTIONS:

PC	Polished Chrome Finish	\$34	ea.
WOD	Solid Maple Wood Legs	\$32	ea.
CAS3	3" Casters	\$34	ea.



## WOOD STAINS



natural maple



medium walnut

## METAL FINISH



polished chrome



brushed aluminum(silver)



black gloss



lt bronze textured

POWDER COAT





## ORDERING INFORMATION

To Order Please Specify:

- 1) Series Name                      3) Quantity                      5) Fabric Selection (Pg 18)  
 2) Model Number                4) Wood/Metal Leg Finish

Two fabric option not available on Quick Ship items

**Raven****8341** 18" Round Ottoman (4 Legs)

GR2	GR4	GR5	GR6	GR7
\$1392	\$1513	\$1573	\$1645	\$1718

**8339** 24" Round Ottoman (4 Legs)

GR2	GR4	GR5	GR6	GR7
\$1976	\$2368	\$2564	\$2761	\$2957

LEGS: STANDARD IN POWDER COAT

OPTIONS:

PC	Polished Chrome Finish	\$34	ea.
WOD	Solid Maple Wood Legs	\$32	ea.
CAS2	2" Black Casters (18" size Only)	\$34	ea.

**Raven****8340** 30" Round Ottoman (4 Legs)

GR2	GR4	GR5	GR6	GR7
\$2570	\$2963	\$3157	\$3354	\$3550

**8342** 36" Round Ottoman (4 Legs)

GR2	GR4	GR5	GR6	GR7
\$3011	\$3406	\$3599	\$3796	\$3992

LEGS: STANDARD IN POWDER COAT

OPTIONS:

PC	Polished Chrome Finish	\$34	ea.
WOD	Solid Maple Wood Legs	\$32	ea.
CAS2	2" Black Casters (18" size Only)	\$34	ea.

**Raven****8346** 27" Square Ottoman (4 Legs)

GR2	GR4	GR5	GR6	GR7
\$1868	\$2236	\$2423	\$2609	\$2793

LEGS: STANDARD IN POWDER COAT

OPTIONS:

PC	Polished Chrome Finish	\$34	ea.
WOD	Solid Maple Wood Legs	\$32	ea.
CAS2	2" Black Casters (18" size Only)	\$34	ea.

## WOOD STAINS



natural maple




medium walnut

## METAL FINISH



polished chrome



brushed aluminum(silver)



black gloss



It bronze textured

## POWDER COAT





ORDERING INFORMATION  
To Order Please Specify:

- 1) Series Name
- 2) Model Number
- 3) Quantity
- 4) Fabric Selection (Pg 18)


Two fabric option not available on Quick Ship items



**Raven**

**8341-NL 18" Round Ottoman (No Legs)**


GR2	GR4	GR5	GR6	GR7
\$1521	\$1851	\$2010	\$2174	\$2335



**Raven**

**8339-NL 24" Round Ottoman (No Legs)**


GR2	GR4	GR5	GR6	GR7
\$1813	\$2161	\$2332	\$2504	\$2676























## Specifications

Width - Pattern	Fiber Content/Backing	Finish	Abrasion (Wyzenbeek)	Light fastness	Cleaning Code	Approx. Repeats
54" BEEP 	50% Post Consumer Recycled Polyester, 50% Polyester Acrylic Backing		70,000 D.R.	(Cl. 4.0) 40 Hrs.	WS	¾" L, 15" W Shown Railroaded
55" BETA 	67% Repreve® Recycled Polyester, 33% Polyester Acrylic Backing		190,000 D.R.	(Cl. 4.0) 40 Hrs.	WS	¾" L, ¾" W
54" BOBBY 	68% Repreve® Post Consumer Recycled Polyester, 32% Polyester Acrylic Backing		150,000 D.R.	(Cl. 3.5) 40 Hrs.	WS	¾" L, ½" W
54" CANTER EPU 	100% EPU Polyurethane Polyester Backing		1,000,000 D.R.	(Cl. 4.0) 200 Hrs.	W BC (4:1)	
59" COVER CLOTH 	56% Repreve® Post Consumer Recycled Polyester, 44% Polyester	Crypton® Green	200,000 D.R.	(Cl. 4.0) 40 Hrs.	W BC (10:1)	
54" ENDURANCE EPU 	100% EPU Polyurethane Polyester Backing		1,000,000 D.R.	(Cl. 4.0) 200 Hrs.	W BC (4:1)	
56" FAUX FELT 	62% Repreve® Post Consumer Recycled Polyester, 38% Polyester	Crypton® Green	75,000 D.R.	(Cl. 4.5) 40 Hrs.	WS BC (10:1)	
56" FLOCK 	53% Recycled Polyester, 47% Polyester	Crypton® Green	140,000 D.R.	(Cl. 4.5) 40 Hrs.	W BC (10:1)	
56" LENS 	81% Repreve® Post Consumer Recycled Polyester, 19% Recycled Polyester Acrylic Backing		110,000 D.R.	(Cl. 4.5) 40 Hrs.	W	10" L, 7 ½" W
56" LINEUP 	100% Post Consumer Recycled Polyester Acrylic Backing		100,000 D.R.	(Cl. 5.0) 40 Hrs.	WS	1 ¾" L, 3 ¾" W
55" PIP 	53% Repreve® Recycled Polyester, 47% Polyester Acrylic Backing		200,000 D.R.	(Cl. 4.5) 40 Hrs.	WS	¾" L, ½" W
54" TOGGLE 	100% Post Consumer Recycled Polyester Acrylic Backing		70,000 D.R.	(Cl. 5.0) 40 Hrs.	WS	3 ½" L, 1 ¾" W

\*ACT® Registered Certification Marks

### CLEANING CODE DEFINITIONS

W: Water-based cleaning agents or foam may be used.

WS: Clean with water-based cleaning agents, foam or pure, water-free solvents (Energine, Carbona, Renuzit or other similar products). Vacuuming or light brushing is recommended to prevent dust and soil buildup.

BC: Bleach Cleanable (ratio).



GREENGUARD Certified. CA Section 01350 compliant.  
Eligible for CHPS Low-Emitting Material Credits.

**MOMENTUM**  
TEXTILES

800.366.6839

To order memo samples for project use, please visit Momentum's website at [www.memosamples.com](http://www.memosamples.com)

**ERG**  
INTERNATIONAL

361 North Bernoulli Circle  
Oxnard, CA 93030  
800.446.1186  
[sales@erginternational.com](mailto:sales@erginternational.com)  
[www.erginternational.com](http://www.erginternational.com)

**5**CLICKS

In 5 Simple clicks, you can find hundreds of pre-approved, in grade and, in stock fabrics.



### ORDERING INFORMATION

To Order Please Specify:

- 1) Series Name
- 2) Model Number
- 3) Quantity
- 4) Wood/Metal Leg Finish
- 5) Laminate Selection & Number (Pg29)

#### Cabana Round



Model #	Size	Height	LAMINATE
CAB18D	18" dia.	17"	\$1535
CAB24D	24" dia.	17"	\$1805

LEGS: STANDARD IN POWDER COAT

OPTIONS:

PC	Polished Chrome Finish	\$34	ea.
WOD	Solid Maple Wood Legs	\$32	ea.

#### Cabana Square



Model #	Size	Height	LAMINATE
CAB18S	18" x 18"	17"	\$1666
CAB24S	24" x 24"	17"	\$1848

LEGS: STANDARD IN POWDER COAT

OPTIONS:

PC	Polished Chrome Finish	\$34	ea.
WOD	Solid Maple Wood Legs	\$32	ea.

#### Duncan



Model #	Size	Height	LAMINATE
DUN18D	18" dia.	18"	\$1813

LEGS: STANDARD IN POWDER COAT

OPTIONS:

PC	Polished Chrome Finish	\$45	ea.
WOD	Solid Maple Wood Legs	\$32	ea.

#### Duncan



Model #	Size	Height	LAMINATE
DUN18S	18" x 18"	18"	\$1942

LEGS: STANDARD IN POWDER COAT

OPTIONS:

PC	Polished Chrome Finish	\$45	ea.
WOD	Solid Maple Wood Legs	\$32	ea.

#### Duncan



Model #	Size	Height	LAMINATE
DUN24D	24" dia.	18"	\$2096

LEGS: STANDARD IN POWDER COAT

OPTIONS:

PC	Polished Chrome Finish	\$45	ea.
WOD	Solid Maple Wood Legs	\$32	ea.

## WOOD STAINS



natural maple

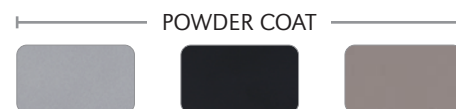


medium walnut

## METAL FINISH



polished chrome



brushed aluminum(silver) black gloss lt bronze textured





### ORDERING INFORMATION

To Order Please Specify:

- |                 |                      |                                       |
|-----------------|----------------------|---------------------------------------|
| 1) Series Name  | 3) Quantity          | 5) Laminate Selection and No. (Pg 29) |
| 2) Model Number | 4) Metal Base Finish | 6) Edge Style Code and Color (Pg 29)  |

#### Brandon



Model Number	Table Top Size	Base Spread	GRP 2		GRP 3	
BR30D	30" Dia.	26"- X	\$845		\$944	
BR36D	36" Dia.	32"- X	\$1001		\$1124	
BR42D	42" Dia.	32"- X	\$1187		\$1348	

BASE: STANDARD IN POWDER COAT

#### Brandon



Model Number	Table Top Size	Base Spread	GRP 2		GRP 3	
BR30S	30" Sq.	26"- X	\$796		\$897	
BR36S	36" Sq.	32"- X	\$1010		\$1138	

BASE: STANDARD IN POWDER COAT

#### Brandon | Bar Height



Model Number	Table Top Size	Base Spread	GRP 2		GRP 3	
BRH24D	24" Dia.	22"- X	\$1042		\$1104	
BRH30D	30" Dia.	26"- X	\$1124		\$1212	

BASE: STANDARD IN POWDER COAT

## METAL FINISH

### POWDER COAT



brushed aluminum(silver)



black gloss



lt bronze textured



### ORDERING INFORMATION

To Order Please Specify:

- |                 |                      |                                       |
|-----------------|----------------------|---------------------------------------|
| 1) Series Name  | 3) Quantity          | 5) Laminate Selection and No. (Pg 29) |
| 2) Model Number | 4) Metal Base Finish | 6) Edge Style Code and Color (Pg 29)  |

#### Cayman



Model Number	Table Top Size	Base Spread	GRP2	GRP3
CAY24D	24"Dia.	20"	\$638	\$721
CAY30D	30"Dia.	24"	\$725	\$834
CAY36D	36"Dia.	28"	\$824	\$958
CAY42D	42"Dia.	32"	\$979	\$1156

BASE: STANDARD IN POLISHED CHROME

OPTIONS:

SF	Powder Coat Finish	\$79
----	--------------------	------

#### Cayman



Model Number	Table Top Size	Base Spread	GRP 2	GRP 3
CAY24S	36" Sq.	20"	\$647	\$733
CAY2430S	24X30 Sq.	24"	\$695	\$797
CAY30S	30" Sq.	28"	\$725	\$834
CAY36S	36" Sq.	32"	\$824	\$958

BASE: STANDARD IN POLISHED CHROME

OPTIONS:

SF	Powder Coat Finish	\$79
----	--------------------	------

#### Cayman | Bar Height



Model Number	Table Top Size	Base Spread	GRP 2	GRP 3
CAYH24D	24" Dia.	20"	\$825	\$906
CAYH30D	30" Dia.	24"	\$913	\$1020
CAYH36D	36" Dia.	32"	\$1012	\$1145

BASE: STANDARD IN POLISHED CHROME

OPTIONS:

SF	Powder Coat Finish	\$79
----	--------------------	------

#### Cayman | Bar Height



Model Number	Table Top Size	Base Spread	GRP 2	GRP 3
CAYH2430S	24x30" Sq.	20"	\$883	\$982
CAYH30S	30" Sq.	24"	\$913	\$1020
CAYH36S	36" Sq.	32"	\$1012	\$1145

BASE: STANDARD IN POLISHED CHROME


OPTIONS:

SF	Powder Coat Finish	\$79
----	--------------------	------

## METAL FINISH



polished chrome



brushed aluminum(silver)



black gloss



It bronze textured

POWDER COAT





### ORDERING INFORMATION

To Order Please Specify:

- |                 |                      |                                       |
|-----------------|----------------------|---------------------------------------|
| 1) Series Name  | 3) Quantity          | 5) Laminate Selection and No. (Pg 29) |
| 2) Model Number | 4) Metal Base Finish | 6) Edge Style Code and Color (Pg 29)  |

#### Corsa



Model Number	Table Top Size	Base Spread		
			GRP2	GRP3
COR30D	30"Dia.	22"	\$840	\$974
COR36D	36"Dia.	22"	\$961	\$1122
COR42D	42"Dia.	22"	\$1147	\$1359

**BASE: STANDARD IN STAINLESS STEEL**

**OPTIONS:**

SF	Powder Coat Finish	\$79
----	--------------------	------

#### Corsa



Model Number	Table Top Size	Base Spread		
			GRP 2	GRP 3
COR30S	30" Sq.	22"	\$826	\$962
COR36S	36" Sq.	22"	\$976	\$1142

**BASE: STANDARD IN STAINLESS STEEL**

**OPTIONS:**

SF	Powder Coat Finish	\$79
----	--------------------	------

#### Corsa | Bar Height



Model Number	Table Top Size	Base Spread		
			GRP 2	GRP 3
CORH24D	24" Dia.	22"	\$906	\$1002
CORH30D	30" Dia.	22"	\$1010	\$1142

**BASE: STANDARD IN STAINLESS STEEL**

**OPTIONS:**

SF	Powder Coat Finish	\$79
----	--------------------	------

## METAL FINISH

### POWDER COAT



brushed aluminum(silver)



black gloss



It bronze textured



### ORDERING INFORMATION

To Order Please Specify:

- |                 |                      |                                       |
|-----------------|----------------------|---------------------------------------|
| 1) Series Name  | 3) Quantity          | 5) Laminate Selection and No. (Pg 29) |
| 2) Model Number | 4) Metal Base Finish | 6) Edge Style Code and Color (Pg 29)  |

#### Monaco



Model Number	Table Top Size	Base Spread	Base Finish	
			GRP2	GRP3
MON30D	30"Dia.	22"	\$955	\$1098
MON36D	36"Dia.	22"	\$1074	\$1246
MON42D	42"Dia.	26"	\$1346	\$1571

BASE: STANDARD IN STAINLESS STEEL

OPTIONS:

SF	Powder Coat Finish	\$79
----	--------------------	------

#### Monaco



Model Number	Table Top Size	Base Spread	Base Finish	
			GRP 2	GRP 3
MON30S	30" Sq.	22"	\$944	\$1085
MON36S	36" Sq.	22"	\$1089	\$1268

BASE: STANDARD IN STAINLESS STEEL

OPTIONS:

SF	Powder Coat Finish	\$79
----	--------------------	------

#### Monaco | Bar Height



Model Number	Table Top Size	Base Spread	Base Finish	
			GRP 2	GRP 3
MONH24D	24" Dia.	22"	\$964	\$1070
MONH30D	30" Dia.	22"	\$1123	\$1267

BASE: STANDARD IN STAINLESS STEEL

OPTIONS:

SF	Powder Coat Finish	\$79
----	--------------------	------

## METAL FINISH



stainless steel



brushed aluminum(silver)



black gloss



It bronze textured

POWDER COAT



### ORDERING INFORMATION

To Order Please Specify:

- |                 |                      |                                       |
|-----------------|----------------------|---------------------------------------|
| 1) Series Name  | 3) Quantity          | 5) Laminate Selection and No. (Pg 29) |
| 2) Model Number | 4) Metal Base Finish | 6) Edge Style Code and Color (Pg 29)  |

#### Brandon

Model Number	Table Top Size	Base Spread	POWDER COAT	
			GRP 2	GRP 3
BR2460	24 X 60	2-22"- T	\$1007	\$1167
BR2472	24 X 72	2-22"- T	\$1216	\$1385
BR3060	30 X 60	2-22"- T	\$1097	\$1281
BR3072	30 X 72	2-22"- T	\$1314	\$1518

BASE: STANDARD IN POWDER COAT


#### Brandon | Casters & Flip Top

Model Number	Table Top Size	Base Spread	POWDER COAT	
			GRP 2	GRP 3
BR2460FC	24 X 60	2-22"- T	\$1610	\$1771
BR2472FC	24 X 72	2-22"- T	\$1819	\$1989
BR3060FC	30 X 60	2-22"- T	\$1701	\$1885
BR3072FC	30 X 72	2-22"- T	\$1918	\$2121

BASE: STANDARD IN POWDER COAT

## METAL FINISH

### POWDER COAT



brushed aluminum(silver)



black gloss



lt bronze textured



### ORDERING INFORMATION

To Order Please Specify:

- |                 |                      |                                       |
|-----------------|----------------------|---------------------------------------|
| 1) Series Name  | 3) Quantity          | 5) Laminate Selection and No. (Pg 29) |
| 2) Model Number | 4) Metal Base Finish | 6) Edge Style Code and Color (Pg 29)  |

#### Cayman



Model Number	Table Top Size	Base Spread	GRP 2	GRP 3
CAY2436	24 X 36	2-22T	\$788	\$904
CAY2448	24 X 48	2-22T	\$838	\$968
CAY2460	24 X 60	2-22T	\$889	\$1036
CAY2472	24 X 72	2-22T	\$1032	\$1193

BASE: STANDARD IN POLISHED CHROME

SF	Powder Coat Finish	\$77
----	--------------------	------

#### Cayman



Model Number	Table Top Size	Base Spread	GRP 2	GRP 3
CAY3036	30 X 36	2-22T	\$854	\$982
CAY3048	30 X 48	2-22T	\$913	\$1062
CAY3060	30 X 60	2-22T	\$973	\$1140
CAY3072	30 X 72	2-22T	\$1127	\$1312

BASE: STANDARD IN POLISHED CHROME

SF	Powder Coat Finish	\$77
----	--------------------	------


#### Flight | Casters & Flip Top




Model Number	TableTop Size	Base Spread	GRP2	GRP3
FT1860FC	18X60	2-22T	\$1306	\$1462
FT1872FC	18X72	2-22T	\$1511	\$1680
FT2460FC	24X60	2-22T	\$1379	\$1559
FT2472FC	24X72	2-22T	\$1592	\$1788
FT3060FC	30X60	2-22T	\$1438	\$1640
FT3072FC	30X72	2-22T	\$1661	\$1880

BASE: STANDARD IN BRUSHED ALUMINUM

### METAL FINISH



polished chrome



brushed aluminum(silver)



black gloss



It bronze textured



## 3 MM PVC EDGES

### PVC SOLID COLORS



### PVC WOOD COLORS





- » Select from the product series listed in this book to find specific models available “ONLY” in the ERG Quick ship program.
- » Orders for product on ERG Quick ship must clearly state: QUICK SHIP (please print on first line of order).
- » Choose from only the fabrics, laminates, edges and wood/ metal finish colors listed in this book.
- » Quick ship products ship within 30/20 business days of receipt of a clean, credit approved purchase order. Transit time not included in the 15 days, FOB - Oxnard, CA
- » Lead-times will be acknowledged from the date orders are determined to be “clean”.
- » Once order has been entered, changes are not allowed under any circumstances.
- » ERG International offers a FREE FREIGHT PROGRAM. Freight is free of charge on all orders over \$7,000 list. Orders under \$7,000 list will have a flat freight fee of \$195.

## Lifetime Warranty

ERG International warrants to the original purchaser of new products to be free from defects in material, workmanship and specification for a LIFETIME under conditions of normal use and maintenance. If a defect causes failure of the product or a portion of the product, ERG International at its sole discretion will either repair or replace the defective product at no charge to the original purchaser. This warranty policy covers furniture frames, chair frames and shells(poly/wood), soft seating frames, stationary table bases, occasional tables, beam and cluster frame and shells, springs, legs and structural components. When ordering from ERG International tops and/or bases ONLY, ERG’s standard warranty will be null & void. ERG will not be held liable for any tops or bases used in conjunction with another manufacturer’s top or base.

## Contracts held by ERG International

- » GSA – General Services Administration  
(US Fed. Government)
- » HPG – HealthTrust Purchasing Group
- » Alabama
- » Alabama (UAB) – University of Alabama-Birmingham
- » California (CMAS)
- » CA State University System /Foundation for  
CA Community Colleges ( CSU / FCCC )
- » Connecticut EDU / Lounge & Office Furniture
- » Florida
- » Georgia (Bar Stools & Lounge)
- » Kansas
- » MHEC – Mass. Higher Education Consortium
- » Mississippi
- » New Jersey
- » New York
- » North Carolina
- » Ohio (IUC) – Inter-University Council of Ohio
- » Pennsylvania
- » South Carolina
- » The Interlocal Purchasing System (TIPS)
- » Wisconsin





[www.ERGinternational.com](http://www.ERGinternational.com)



**ABBY**

Abby collection of café and training tables offers the ability to sit-and-stand at your table while you work. The options include flip tops, casters and radius corners. With its adjustable height and modern design, this high-tech look is a perfect fit for any mobile training space.



ROUND CAFÉ TABLE



TRAINING TABLE

## ORDERING INFORMATION

- |                            |                               |
|----------------------------|-------------------------------|
| 1) Series Name             | 6) Laminate Selection and No. |
| 2) Model Number            | 7) Edge Style Code and Color  |
| 3) Size                    | 8) Optional Items             |
| 4) Quantity                |                               |
| 5) Powder Coat Frame Color |                               |

## BASE SPECIFICATIONS

**Table Height:** Optional adjustable height varies depending on adjustment method specified. Pin or Pneumatic adjustment available on X-Base or T-Base tables.

**Column:** 3" square 14 gauge steel tubing welded to base and top plate

**X-Base:** 1.25", 14 gauge round tubular steel and .1875" flat plate steel

**T-Base:** Fully welded steel legs with modern design

**Top Plate:** 8" x 8" plate welded to column

**Glides:** 2" adjustable black plastic glides

**Assembly:** Top plate is welded to the vertical column and the vertical column is welded to the horizontal base. No tie rod assembly. Base mounts to tabletop with ¼-20 x 1" machine screws into metal inserts in top.

## STANDARD BASE FINISHES

### X-Base & T-Base: Standard Powder Coat

- |                      |                         |
|----------------------|-------------------------|
| ERG Gray             | ERG Argento Metallic    |
| ERG Black Matte      | ERG Lt. Bronze Textured |
| ERG Black Textured   | ERG Charcoal Textured   |
| ERG Brushed Aluminum | ERG Charcoal            |

## TABLE TOP SPECIFICATIONS

### Table Tops

Table top core is CARB Phase I & Phase II Compliant. Laminate, wood veneer and phenolic backing are glued with water based adhesives.

## COLOR / EDGE SELECTIONS

### Laminate/Veneer Selections

ERG offers over 1000 standard laminate choices from Nevamar, Wilsonart, Formica and Pionite. Wood veneer is available in transparent stain colors - custom stain matching available for an upcharge.

### Edge Selections

ERG offers a wide variety of table top edge materials including PVC, wood, aluminum and resin/urethane.

**Special Edge Note:** When ganging or butting tables together, ERG recommends using 3MM flat edge or flat wood edge. Square tables using **T-MOLD** edge will have a 3" radius on all corners.

## OPTIONS

- CODE: FLIP-X - Flip Top per X-base (can not be used with height adjustable tables)
- CODE: FLIP-T - Flip Top for two T-Legs
- CODE: CAS2 - 2" Locking Casters - Black
- CODE: DCL - C-Legs instead of T-Legs  
(Adjustable height options not available on C-Legs)
- CODE: GD3 - Flat Ganging Device for Café & Training Tables
- CODE: RAD - 3" Radius Corners for 3MM Edge
- CODE: ASB - Anti-Sag Bar for Tables Under 72"
- CODE: PINLT - Pin Height Adjustment for T-Legs
- CODE: PINLA - Pin Height Adjustment for X-Base
- CODE: PNEUX - Pneumatic Height Adjustment for X-Base
- CODE: HCA - Hand Crank Height Adjustment for T-Legs
- CODE: EPLA - Electric Height Adjustment for T-Legs



FLIP TOP FOR X BASE



FLIP TOP FOR TWO T-LEGS



2" MOBILE CASTERS



FLAT GANGING DEVICE

### Notes:

#### Flip-Top Mechanism

Durable all-steel construction with a spring-loaded release handle and a safety catch to maintain flipped-up position. **All flip-top tables must have casters.**

## PIN HEIGHT ADJUSTMENT OPTION



PIN HEIGHT ADJUSTMENT  
DETAIL



CAFÈ TABLE WITH OPTIONAL  
PIN HEIGHT ADJUSTMENT



NOTE: HEIGHT INCLUDES 1.25" TABLE TOP.  
CASTERS WILL ADD 2" TO HEIGHT.

## PNEUMATIC HEIGHT ADJUSTMENT OPTION



NOTE: HEIGHT INCLUDES 1.25" TABLE TOP.  
CASTERS WILL ADD 2" TO HEIGHT.



CAFÈ TABLE WITH OPTIONAL  
PNEUMATIC HEIGHT ADJUSTMENT



PNEUMATIC HEIGHT ADJUSTMENT  
LEVER DETAIL

NOTE: Pneumatic / Flip can not be used on same table

## HAND CRANK HEIGHT ADJUSTMENT OPTION



TRAINING TABLE WITH OPTIONAL  
HAND CRANK HEIGHT ADJUSTMENT

NOTE: HEIGHT INCLUDES  
1.25\"/>

## ELECTRIC HEIGHT ADJUSTMENT OPTION



NOTE: HEIGHT INCLUDES  
1.25\"/>

TRAINING TABLE WITH OPTIONAL  
ELECTRIC HEIGHT ADJUSTMENT  
AND SNAP ON WIRE MANAGEMENT



ELECTRIC UP / DOWN  
CONTROL DETAIL



SQUARE CAFÈ TABLE

**MODEL / DESCRIPTION / LIST PRICING**
**ABBY | X-BASECAFÈ | ROUNDTOP**

●  
ROUND

Model Number	Table Top Size	Base Spread	Table Height	Shpg. Wght.	LAMINATE TOP ASSORTED EDGES							VENEER TOP	
					GRP1	GRP2	GRP3	GRP4	GRP5	GRP6	GRP7	GRP8	GRP9
AB24D	24" Dia.	23"-X	29"	32	\$1215	\$1250	\$1377	\$1600	\$1617	\$1809	\$2039	\$2944	\$3422
AB30D	30" Dia.	29"-X	29"	43	\$1266	\$1302	\$1434	\$1667	\$1684	\$1885	\$2122	\$3066	\$3566
AB36D	36" Dia.	35"-X	29"	53	\$1427	\$1467	\$1629	\$1921	\$1938	\$2180	\$2468	\$3492	\$4023
AB42D	42" Dia.	35"-X	29"	72	\$1542	\$1592	\$1793	\$2164	\$2181	\$2477	\$2833	\$3850	\$4339

**ABBY | X-BASE CAFÈ | SQUARE TOP**

■  
SQUARE

Model Number	Table Top Size	Base Spread	Table Height	Shpg. Wght.	LAMINATE TOP ASSORTED EDGES							VENEER TOP	
					GRP 1	GRP 2	GRP 3	GRP 4	GRP 5	GRP 6	GRP 7	GRP 8	GRP 9
AB24S	24" Sq.	23"- X	29"	40	\$1215	\$1250	\$1377	\$1600	\$1617	\$1809	\$2039	\$2944	\$3422
AB2430S	24" x 30"	29"- X	29"	49	\$1202	\$1231	\$1349	\$1546	\$1563	\$1740	\$1952	\$2879	\$3384
AB30S	30" Sq.	29"- X	29"	54	\$1266	\$1302	\$1434	\$1667	\$1684	\$1885	\$2122	\$3066	\$3566
AB36S	36" Sq.	35"- X	29"	67	\$1441	\$1486	\$1651	\$1953	\$1970	\$2218	\$2517	\$3539	\$4061
AB42S	42" Sq.	35"- X	29"	90	\$1463	\$1512	\$1705	\$2061	\$2078	\$2365	\$2707	\$3660	\$4117

NOTE: Flip-top can only be ordered with casters

NOTE: Flip-top X- base tables with casters in bar & counter height max 36" D or 36" S

NOTE: Pneumatic / Flip can not be used on same table

NOTE: AB24D and AB24S cannot be offered with the pin height

**OPTIONS**

Add upcharge to list price and code to model number

FLIP-X	Flip-Top per X-base (up to 42" top maximum)	\$203	per table
CAS2	2" Locking Casters - Black	\$28	ea.
GD3	Flat Ganging Device for Café & Training Tables	\$137	per pair
RAD	3" Radius Corners for 3MM Edge	\$262	per table

PINLA	Pin Height Adjust (X-Base)	\$215	per table
PNEUX	Pneumatic Height Adjust (X-Base, Max 36D/36S)	\$820	per table


 TRAINING TABLE  
 WITH OPTIONAL HAND CRANK

 TRAINING TABLE  
 WITH OPTIONAL FLIP TOP  
 AND CASTERS

**MODEL / DESCRIPTION / LIST PRICING**
**ABBY | TRAINING | T-LEGS | RECTANGLETOP**

RECTANGLE

Model Number	TableTop Size	Table Height	Base Spread	Shpg. Wght.	LAMINATETOPASSORTEDEDGES							VENEERTOP	
					GRP1	GRP2	GRP3	GRP4	GRP5	GRP6	GRP7	GRP8	GRP9
AB2448	24X48	29"	23"-T	70	\$1674	\$1762	\$1916	\$2174	\$2191	\$2424	\$2700	\$4051	\$4791
AB2460	24X60	29"	23"-T	79	\$1750	\$1849	\$2024	\$2332	\$2349	\$2611	\$2926	\$4292	\$5018
AB2472	24X72	29"	23"-T	88	\$1850	\$1955	\$2155	\$2517	\$2533	\$2835	\$3197	\$4580	\$5299
AB2484	24X84	29"	23"-T	97	\$2085	\$2202	\$2428	\$2835	\$2852	\$3192	\$3598	\$5157	\$5971
AB3048	30X48	29"	29"-T	79	\$1776	\$1872	\$2049	\$2350	\$2367	\$2628	\$2940	\$4338	\$5091
AB3060	30X60	29"	29"-T	90	\$1877	\$1985	\$2189	\$2554	\$2571	\$2874	\$3239	\$4648	\$5380
AB3072	30X72	29"	29"-T	102	\$1971	\$2087	\$2315	\$2732	\$2749	\$3087	\$3493	\$4923	\$5652
AB3084	30X84	29"	29"-T	113	\$2277	\$2416	\$2688	\$3197	\$3214	\$3623	\$4114	\$5723	\$6527

NOTE: Flip-top can only be ordered with casters

 NOTE: Flip-top tables with casters in counter & bar height available in depth ranges 24"-36" only  
 Max Length up 72" - Not available with C-legs

NOTE: Pneumatic / Flip can not be used on same table

NOTE: Casters will be 1.5" on X-Base with Flip Top

**OPTIONS**

Add upcharge to list price and code to model number

FLIP-T	Flip-Top for two T-legs	\$468	per table
ASB	Anti-Sag Bar for tables under 72"	\$105	per table
CAS2	2" Locking Casters - Black	\$28	ea.
DCL	C-Legs instead of T-Legs	\$79	per table
GD3	Flat Ganging Device for Café & Training Tables	\$137	per pair

RAD	3" Radius Corners for 3MM Edge	\$262	per table
PINLT	Pin Height Adjust (T-Legs)	\$372	per table
HCA	Hand Crank Height Adjust (T-Legs)	\$707	per table
EPLA	Electric Height Adjust (T-Legs)	\$1419	per table

**ADDY**

Addy is a modern and versatile upholstered guest chair perfect for any café or touchdown space needing an extra touch of sophistication. Offered with two different shell sizes, standard height as well as a demi-plus, both showing off a beautiful saddle stitch design on the back. Available in a variety of bases, featuring a 4-leg wood frame that includes a wood wrap detail across the back. With design details like this, Addy is the ideal go-to for any elevated meeting, gathering or office space.



WOOD LEGS

4 STAR HIGH SWIVEL  
WITH CASTERS

4 LEG  
BARSTOOL

4 STAR HIGH  
SWIVEL  
WOOD LEGS

4 LEG WOOD  
BARSTOOL

4 LEG METAL

4 STAR HIGH SWIVEL  
WITH GLIDES

## ORDERING INFORMATION

### To Order Please Specify:

- 1) Series Name
- 2) Model Number
- 3) Quantity
- 4) Fabric Grade and Number
- 5) Wood Stain Base Finish (for wood legs)
- 6) Optional Items

SOFT SEATING	WEIGHT LIMIT
Metal Legs	350 lbs.
Wood Legs	250 lbs.

## STANDARD BASE FINISHES

- 4 Legs:** Polished Chrome
- Wood Legs:** Standard Wood Stain
- 4 Star High Swivel Wood Legs:** Standard Wood Stain
- 4 Star High Swivel w/ Glides:** Polished Aluminum
- 4 Star High Swivel w/ Casters:** Polished Aluminum
- 4 Leg Barstool:** Polished Chrome
- 4 Wood Leg Barstool:** Standard Wood Stain

## OPTIONAL BASE FINISHES

- 4 Legs:** Powder Coat
- 4 Star High Swivel w/ Glides:** Powder Coat
- 4 Star High Swivel w/ Casters:** Powder Coat
- 4 Leg Barstool:** Powder Coat

## GENERAL SPECIFICATIONS

### Upholstery/Foam

Cold injected urethane molded foam with inner steel welded frame.

### Chair Base Details

**4 Leg:** Frames are fully welded 14-gauge, 1" diameter tubular steel with steel glides.

**Wood Legs:** Solid Beech wood tapered leg from the back leg 2" down to 1", and front leg 1.5" down to 1", with a felt pad and with wood support across the back for strength.

**4 Star High Swivel Wood Legs:** Solid Beech wood tapered leg. Heavy at the top at 2.25" for stability as it tapers to the bottom at 1.06".

**4 Star High Swivel w/ Glides:** Polished Aluminum base with white plastic glides.

**4 Star High Swivel w/ Casters:** Polished Aluminum base with 2" black casters.

**4 Leg Barstool:** Frames are made of .63" diameter steel tubing, with a rod steel foot rest at 11.16" height, and stainless steel glides.

**4 Wood Leg Barstool:** Solid Beech wood tapered leg from the back leg 2" down to 1.25", and front leg 1.5" down to 1", with a felt pad and with wood support across the back for strength. Optional footrest is made of stainless steel, with a polished chrome finish.

## OPTIONS

---

- CODE: FR - CAL 133 (TB 133) Fire Retardant
- CODE: CH - Counter Height (24" Seat Height)
- CODE: MBC - Moisture Barrier Chair
- CODE: PCFR - Polished Chrome Foot Rest (Wood Leg Barstool only)
- CODE: SF - Powder Coat Finish



POLISHED CHROME FOOT REST  
WOOD LEG BARSTOOL ONLY



DIMENSIONS	4 Leg Metal	4 Star High Swivel with Glides	4 Star High Swivel with Casters
Inside Width:	18"	18"	18"
Seat Height:	18"	18"	18.25"
Seat Depth:	16.87"	16.87"	16.87"
Overall Depth:	24.5"	22.5"	22.75"
Overall Width:	20"	19"	19.75"
Overall Height:	31.5"	31.5"	31.75"
Qty./Wt. per carton:	1 ea./17.75 lbs.	1 ea./20.24 lbs.	1 ea./20.74 lbs.



4 STAR HIGH SWIVEL  
WITH GLIDES



4 STAR HIGH SWIVEL  
WITH CASTERS

### MODEL / DESCRIPTION / LIST PRICING



#### 2435 4 Leg Metal

COM Yardage: 2 Yards

COM	GR1	GR2	GR3	GR4	GR5	GR6	GR7	GR8	GR9	GR10	LEA
\$1053	\$1127	\$1200	\$1274	\$1353	\$1432	\$1511	\$1596	\$1686	\$1765	\$1861	\$2104



#### 2440 4 Star High Swivel with Glides

COM Yardage: 2 Yards

COM	GR1	GR2	GR3	GR4	GR5	GR6	GR7	GR8	GR9	GR10	LEA
\$1166	\$1240	\$1313	\$1387	\$1466	\$1545	\$1624	\$1709	\$1799	\$1878	\$1974	\$2217



#### 2441 4 Star High Swivel with Casters

COM Yardage: 2 Yards

COM	GR1	GR2	GR3	GR4	GR5	GR6	GR7	GR8	GR9	GR10	LEA
\$1229	\$1303	\$1376	\$1450	\$1529	\$1608	\$1687	\$1772	\$1862	\$1941	\$2037	\$2280

### OPTIONS

Add upcharge to list price and code to model number

FR	CAL 133 (TB 133) Fire Retardant per yard	\$118	/yd.
MBC	Moisture Barrier Chair	\$84	ea.

SF	Powder Coat Finish	\$63	
----	--------------------	------	--

DIMENSIONS	Wood Legs	4 Star High Swivel Wood Legs
Inside Width:	18"	18"
Seat Height:	18.25"	19"
Seat Depth:	16.5"	16.87"
Overall Depth:	21.75"	22"
Overall Width:	18.12"	19.75"
Overall Height:	32.75"	32.75"
Qty./Wt. per carton:	1 ea./19.18 lbs.	1 ea./21.40 lbs.



WOOD LEGS



4 STAR HIGH SWIVEL  
WOOD LEGS

### MODEL / DESCRIPTION / LIST PRICING



#### 2437 Wood Legs

COM Yardage: 2 Yards

Chair											
\$1478	\$1551	\$1625	\$1698	\$1777	\$1857	\$1936	\$2020	\$2111	\$2190	\$2286	\$2529



#### 2438 4 Star High Swivel Wood Legs

COM Yardage: 2 Yards

COM	GR1	GR2	GR3	GR4	GR5	GR6	GR7	GR8	GR9	GR10	LEA
\$1550	\$1624	\$1697	\$1771	\$1850	\$1929	\$2008	\$2093	\$2183	\$2262	\$2358	\$2601

### OPTIONS

Add upcharge to list price and code to model number

FR	CAL 133 (TB 133) Fire Retardant per yard	\$118	/yd.
MBC	Moisture Barrier Chair	\$84	ea.

SF	Powder Coat Finish	\$63	
----	--------------------	------	--

DIMENSIONS	4-Leg Barstool	4 Wood Leg Barstool
Inside Width:	18"	18"
Seat Height:	30"	29.75"
Seat Depth:	16"	15.5"
Overall Depth:	21"	21.25"
Overall Width:	20"	20.5"
Overall Height:	40"	39.25"
Qty./Wt. per carton:	1 ea./20.40 lbs.	1 ea./21.88 lbs.



4 LEG BARSTOOL



4 WOOD LEG BARSTOOL

## MODEL / DESCRIPTION / LIST PRICING



**2442** 4 Leg Barstool

COM Yardage: 1.5 Yards

Chair											
\$1489	\$1563	\$1636	\$1710	\$1789	\$1868	\$1947	\$2032	\$2122	\$2201	\$2297	\$2540



**2444** 4 Wood Leg Barstool

COM Yardage: 1.5 Yards

COM	GR1	GR2	GR3	GR4	GR5	GR6	GR7	GR8	GR9	GR10	LEA
\$2048	\$2121	\$2194	\$2268	\$2347	\$2426	\$2505	\$2590	\$2680	\$2759	\$2856	\$3098

## OPTIONS

Add upcharge to list price and code to model number

FR	CAL 133 (TB 133) Fire Retardant per yard	\$118	/yd.
MBC	Moisture Barrier Chair	\$84	ea.
SF	Powder Coat Finish (Stool)	\$76	

CH	Counter Height (24" seat height) Metal Only	\$37	
PCFR	Polished Chrome Foot Rest - Wood Leg Bartstool Only	\$34	ea.

**AMELIA**

Amelia lounge chair has a vast incline that evokes the ultimate relaxed posture. It showcases round corners for a soft look and a flared surface arm for comfort without sacrificing style. It offers a metal frame that wraps the back and demands a second look. Its large seat cushion ensures that this chair will be your favorite spot to relax in.



**ORDERING INFORMATION**

**To Order Please Specify:**

- 1) Series Name
- 2) Model Number
- 3) Quantity
- 4) Fabric Grade and Number
- 5) Optional Items

SOFT SEATING	WEIGHT LIMIT
Metal Legs	500 lbs.

**STANDARD BASE FINISHES**

**Metal Leg Base:** Standard Powder Coat

**GENERAL SPECIFICATIONS**

**Upholstery/Foam**

Cold injected urethane molded foam with inner steel welded frame.

**Graded-In & COM Fabric Testing**

Due to the complexity of the upholstery process, please submit your Graded-in/COM for testing. A 10"x10" sample is required. **ALL FABRIC MUST BE PRE APPROVED.** Please see Approved Fabrics link under product webpage images.

**Chair Base Details**

**Metal Leg Base:** Frames are fully welded 14-gauge, .75" diameter tubular steel with plastic glides

**OPTIONS**

- CODE: FR - CAL 133 (TB 133) Fire Retardant
- CODE: MB - Moisture Barrier (up to 60" overall width)
- CODE: 2FO - Two Fabric Option

DIMENSIONS	Metal Leg Chair
Inside Width:	20.5"
Seat Height:	15.25"
Seat Depth:	22.5"
Overall Depth:	34.5"
Overall Width:	34"
Overall Height:	34"
Qty./Wt. per carton:	1 ea./40 lbs.



METAL LEG CHAIR WITH  
TWO FABRIC OPTION

## MODEL / DESCRIPTION / LIST PRICING



### 2422 Metal Leg Chair

COM Yardage Total: 5.5 Yds / Back: 4.5 Yds / Seat: 1 Yds

COM	GR1	GR2	GR3	GR4	GR5	GR6	GR7	GR8	GR9	GR10	LEA
\$2209	\$2333	\$2435	\$2537	\$2627	\$2718	\$2808	\$2898	\$2989	\$3091	\$3198	\$3441

## OPTIONS

Add upcharge to list price and code to model number

FR	CAL 133 (TB 133) Fire Retardant per yard	\$118	/yd.
MB	Moisture Barrier (up to 60" overall width)	\$164	ea.

2FO	Two Fabric Option	\$131	per unit
-----	-------------------	-------	----------



## ARCHER

Archer tables combine the best of form and function into one of our most durable and stylish models. Archer is perfect for a variety of applications from training to public spaces and dining. The fully welded arched base design is available in all of our standard powder coat finishes and makes integrating technology a breeze.



ROUND CAFÉ TABLE



TRAINING TABLE SHOWN WITH  
OPTIONAL CASTERS

### ORDERING INFORMATION

- |                            |                               |
|----------------------------|-------------------------------|
| 1) Series Name             | 6) Laminate Selection and No. |
| 2) Model Number            | 7) Edge Style Code and Color  |
| 3) Size                    | 8) Optional Items             |
| 4) Quantity                |                               |
| 5) Powder Coat Frame Color |                               |

### BASE SPECIFICATIONS

**Column:** 2" or 2.5" square 14 gauge steel tubing

**Base:** 1" x 2" 14 gauge steel arched rectangular tubing

**Plate:** 8" x 8" square, 10" x 10" square, 12" X 12" square, 14" X 14" square, 24" x 24" square

**Glides:** Black adjustable self-leveling swivel glides

**Assembly:** Top plate is welded to the vertical column and the vertical column is welded to the horizontal base plate. No tie rod assembly. Base mounts to tabletop with ¼-20 x 1" machine screws into metal inserts in top.

### STANDARD BASE FINISHES

**X-Base:** Standard Powder Coat

**T-Base:** Standard Powder Coat



GLIDE DETAIL

### TABLE TOP SPECIFICATIONS

#### Table Tops

Table top core is CARB Phase I & Phase II Compliant. Laminate, wood veneer and phenolic backing are glued with water based adhesives

#### Ultra-Lightweight Table Tops

Ultra-lightweight tables have an exceptionally strong manufactured MDF top made from 100% recovered and recycled wood fiber with at least 25% post-industrial recycled fiber; the balance consisting of recovered waste fiber. Ultra-light tables are 18% lighter than standard tables.

### COLOR / EDGE SELECTIONS

#### Laminate/Veneer Selections

ERG offers over 1000 standard laminate choices from Nevamar, Wilsonart, Formica and Pionite. Wood veneer is available in transparent stain colors - custom stain matching available for an upcharge.

#### Edge Selections

ERG offers a wide variety of table top edge materials including PVC, wood, aluminum and resin/urethane.

Special Edge Note: When ganging or butting tables together, ERG recommends using 3MM flat edge or flat wood edge. Square tables using **T-MOLD** edge will have a 3" radius on all corners.

## OPTIONS

- CODE: FLIP-T - Flip Top for two T-legs
- CODE: FLIP-X - Flip Top per X-base
- CODE: FOLD - Lightweight Folding Leg Mechanism per table
- CODE: ASB - Anti-Sag Bar for tables under 72"
- CODE: STH - Special Table Height (other than 29")
- CODE: CAS3 - 3" Locking Casters - Black
- CODE: GD3 - Flat Ganging Device for Café & Training Tables
- CODE: RAD - 3" Radius Corners for 3MM Edge
- CODE: FTBH - Flip top support bar for rectangular bar height tables  
(Maximum table top size 30x72)

Note: When ordering modesty panel, table and panel must have 3MM edge.



FLIP TOP FOR TWO T-LEGS



3" LOCKING CASTERS



FLAT GANGING DEVICE

### Notes:

#### Flip-Top Mechanism

Durable all-steel construction with a spring-loaded release handle and a safety catch to maintain flipped-up position.

#### Folding Mechanism

Nylon injection molded housing, cast aluminum pivot and metal locking slider. Rigid, taper locking design is activated by single lever that also locks in folded position.



SQUARE CAFÉ TABLE

**MODEL / DESCRIPTION / LIST PRICING**
**ARCHER | CAFÉ | ROUND**

Model Number	Table Top Size	Base Spread	Table Height	Shpg. Wght.	LAMINATE TOP ASSORTED EDGES							VENEER TOP	
					GRP 1	GRP 2	GRP 3	GRP 4	GRP 5	GRP 6	GRP 7	GRP 8	GRP 9
AH24D	24" Dia.	22"- X	29"	32	\$974	\$991	\$1106	\$1318	\$1335	\$1493	\$1680	\$2405	\$2776
AH30D	30" Dia.	26"- X	29"	43	\$1071	\$1095	\$1248	\$1544	\$1561	\$1768	\$2020	\$2728	\$3062
AH36D	36" Dia.	32"- X	29"	53	\$1313	\$1339	\$1522	\$1887	\$1904	\$2156	\$2457	\$3335	\$3749
AH42D	42" Dia.	32"- X	29"	72	\$1520	\$1553	\$1794	\$2283	\$2300	\$2624	\$3018	\$3945	\$4343
AH48D	48" Dia.	38"- X	29"	86	\$1664	\$1707	\$1997	\$2598	\$2615	\$3010	\$3488	\$4407	\$4758

**ARCHER | CAFÉ | SQUARE**

Model Number	Table Top Size	Base Spread	Table Height	Shpg. Wght.	LAMINATE TOP ASSORTED EDGES							VENEER TOP	
					GRP 1	GRP 2	GRP 3	GRP 4	GRP 5	GRP 6	GRP 7	GRP 8	GRP 9
AH24S	24" Sq.	22"- X (Bar 26"- X)	29"	40	\$942	\$972	\$1085	\$1284	\$1301	\$1468	\$1666	\$2306	\$2618
AH30S	30" Sq.	26"- X	29"	54	\$1078	\$1102	\$1254	\$1553	\$1570	\$1776	\$2025	\$2746	\$3083
AH36S	36" Sq.	32"- X	29"	67	\$1331	\$1355	\$1547	\$1923	\$1940	\$2198	\$2509	\$3385	\$3796
AH42S	42" Sq.	38"- X	29"	90	\$1472	\$1510	\$1747	\$2236	\$2253	\$2582	\$2973	\$3845	\$4207
AH48S	48" Sq.	38"- X	29"	107	\$1576	\$1618	\$1894	\$2467	\$2484	\$2862	\$3315	\$4181	\$4512

**ARCHER | CAFÉ | RECTANGLE**

Model Number	Table Top Size	Base Spread	Table Height	Shpg. Wght.	LAMINATE TOP ASSORTED EDGES							VENEER TOP	
					GRP 1	GRP 2	GRP 3	GRP 4	GRP 5	GRP 6	GRP 7	GRP 8	GRP 9
AH2430S	24x30	22"- X	29"	49	\$1043	\$1064	\$1202	\$1474	\$1490	\$1679	\$1905	\$2630	\$2976
AH2448	24x48	2-22"- T	29"	70	\$1223	\$1248	\$1426	\$1781	\$1798	\$2045	\$2338	\$3128	\$3488
AH2460	24x60	2-22"- T	29"	79	\$1281	\$1310	\$1512	\$1913	\$1930	\$2207	\$2536	\$3321	\$3662
AH3048	30x48	2-22"- T	29"	84	\$1289	\$1318	\$1521	\$1931	\$1948	\$2225	\$2557	\$3343	\$3682
AH3060	30x60	2-22"- T	29"	90	\$1363	\$1397	\$1623	\$2094	\$2111	\$2420	\$2798	\$3580	\$3893

**OPTIONS**

Add upcharge to list price and code to model number

FLIP-T	Flip-Top for two T-legs	\$468	per table
FLIP-X	Flip-Top per X-base (up to 42" top maximum)	\$203	per table
FOLD	Lightweight Folding Leg Mechanism per table	\$390	per table
ASB	Anti-Sag Bar for tables under 72"	\$105	per table
STH	Special Table Height (other than 29")	\$197	per leg

CAS3	3" Mobile Casters (2 Casters per T-leg)	\$34	ea.
GD3	Flat Ganging Device for Café & Training Tables	\$137	per pair
RAD	3" Radius Corners for 3MM Edge	\$262	per table



ROUND CAFÉ BAR HEIGHT TABLE

**MODEL / DESCRIPTION / LIST PRICING**
**ARCHER | BAR HEIGHT | ROUND**

Model Number	Table Top Size	Base Spread	Table Height	Shpg. Wght.	LAMINATE TOP ASSORTED EDGES							VENEER TOP	
					GRP 1	GRP 2	GRP 3	GRP 4	GRP 5	GRP 6	GRP 7	GRP 8	GRP 9
AHH24D	24" Dia.	22"- X	42"	40	\$1223	\$1259	\$1406	\$1736	\$1809	\$2078	\$2445	\$3179	\$3546
AHH30D	30" Dia.	26"- X	42"	50	\$1318	\$1357	\$1515	\$1871	\$1950	\$2240	\$2635	\$3426	\$3821
AHH36D	36" Dia.	32"- X	42"	63	\$1562	\$1608	\$1796	\$2217	\$2311	\$2654	\$3123	\$4060	\$4529

**ARCHER | BAR HEIGHT | SQUARE**

Model Number	Table Top Size	Base Spread	Table Height	Shpg. Wght.	LAMINATE TOP ASSORTED EDGES							VENEER TOP	
					GRP 1	GRP 2	GRP 3	GRP 4	GRP 5	GRP 6	GRP 7	GRP 8	GRP 9
AHH36S	36" Sq.	32"- X	42"	67	\$1580	\$1627	\$1817	\$2243	\$2338	\$2686	\$3159	\$4108	\$4581

Note: Other bar height sizes available. Call for pricing.

Note: Flip-top X- base tables with casters in bar & counter height max 36" D or 36" S

**OPTIONS**

Add upcharge to list price and code to model number

FLIP-T	Flip-Top for two T-legs	\$468	per table	CAS3	3" Mobile Casters (2 Casters per T-leg)	\$34	ea.
FLIP-X	Flip-Top per X-base (up to 42" top maximum)	\$203	per table	GD3	Flat Ganging Device for Café & Training Tables	\$137	per pair
FOLD	Lightweight Folding Leg Mechanism per table	\$390	per table	RAD	3" Radius Corners for 3MM Edge	\$262	per table
ASB	Anti-Sag Bar for tables under 72"	\$105	per table	FTBH	All T-base bar height tables with flip top	\$392	per table
STH	Special Table Height (other than 29")	\$197	per leg				



RECTANGLE TRAINING TABLE

**MODEL / DESCRIPTION / LIST PRICING**
**ARCHER | TRAINING | RECTANGLE**

Model Number	Table Top Size	Base Spread	Table Height	Shpg. Wght.	LAMINATE TOP ASSORTED EDGES							VENEER TOP	
					GRP 1	GRP 2	GRP 3	GRP 4	GRP 5	GRP 6	GRP 7	GRP 8	GRP 9
AH2436	24 X 36	2-22"- T	29"	61	\$1161	\$1184	\$1341	\$1648	\$1664	\$1880	\$2141	\$2932	\$3309
AH2448	24 X 48	2-22"- T	29"	70	\$1223	\$1248	\$1426	\$1781	\$1798	\$2045	\$2338	\$3128	\$3488
AH2460	24 X 60	2-22"- T	29"	79	\$1281	\$1310	\$1512	\$1913	\$1930	\$2207	\$2536	\$3321	\$3662
AH2472	24 X 72	2-22"- T	29"	88	\$1501	\$1531	\$1753	\$2198	\$2215	\$2519	\$2884	\$3843	\$4280
AH2484	24 X 84	2-22"- T	29"	97	\$1591	\$1631	\$1883	\$2401	\$2418	\$2766	\$3181	\$4139	\$4548
AH2496	24 X 96	2-22"- T	29"	106	\$1692	\$1729	\$2009	\$2572	\$2589	\$2964	\$3413	\$4416	\$4835
AH3036	30 X 36	2-22"- T	29"	68	\$1215	\$1240	\$1419	\$1770	\$1787	\$2031	\$2320	\$3106	\$3470
AH3048	30 X 48	2-22"- T	29"	79	\$1289	\$1318	\$1521	\$1931	\$1948	\$2225	\$2557	\$3343	\$3682
AH3060	30 X 60	2-22"- T	29"	90	\$1363	\$1397	\$1623	\$2094	\$2111	\$2420	\$2798	\$3580	\$3893
AH3072	30 X 72	2-22"- T	29"	102	\$1592	\$1631	\$1884	\$2402	\$2419	\$2767	\$3182	\$4145	\$4551
AH3084	30 X 84	2-22"- T	29"	113	\$1701	\$1741	\$2034	\$2632	\$2649	\$3046	\$3527	\$4478	\$4853
AH3096	30 X 96	2-22"- T	29"	124	\$1810	\$1854	\$2173	\$2831	\$2848	\$3280	\$3799	\$4797	\$5175

**ARCHER | TRAINING | SECTIONAL | HALF ROUND**

Model Number	Table Top Size	Base Spread	Table Height	Shpg. Wght.	LAMINATE TOP ASSORTED EDGES							VENEER TOP	
					GRP 1	GRP 2	GRP 3	GRP 4	GRP 5	GRP 6	GRP 7	GRP 8	GRP 9
AHHR3060	30 X 60	2-22"- T	29"	90	\$1749	\$1802	\$2168	\$2945	\$2962	\$3458	\$4054	\$4819	\$5012

**ARCHER | BAR HEIGHT AND COUNTER HEIGHT AVAILABLE**

**Note:** Use STH option code to order bar height tables

**Note:** Fliptop tables with casters in counter & bar height available in depth ranges 24"-36" only

Max Length up 72" - Not available with C-legs.

All training tables that are 18" deep with flip and casters options, cannot be specified with modesty panels.

**OPTIONS**

Add upcharge to list price and code to model number

FLIP-T	Flip-Top for two T-legs	\$468	per table	CAS3	3" Mobile Casters (2 Casters per T-leg)	\$34	ea.
FOLD	Lightweight Folding Leg Mechanism per table	\$390	per table	GD3	Flat Ganging Device for Café & Training Tables	\$137	per pair
ASB	Anti-Sag Bar for tables under 72"	\$105	per table	RAD	3" Radius Corners for 3MM Edge	\$262	per table
STH	Special Table Height (other than 29")	\$197	per leg	FTBH	All T-base bar height tables with flip top	\$392	per table



**ARISTO**

The Aristo collection of banquettes has a laminated back with a substantial laminate frame and plinth. The floating upholstered back gives it a unique look and balanced out by a considerable seat. The banquettes come as a single unit, as well as back-to-back, and is great for any student union, cafeteria or corporate lounge.



ARISTO BANQUETTE WITH TWO FABRIC OPTION  
AND RECESSED FRONT

**ORDERING INFORMATION**

- |                          |                       |
|--------------------------|-----------------------|
| 1) Series Name           | 5) Laminate Selection |
| 2) Model Number          | 6) Plinth Base Finish |
| 3) Quantity              | 7) Optional Items     |
| 4) Fabric Grade & Number |                       |

SOFT SEATING	WEIGHT LIMIT
1 Seat	500 lbs.
2 Seat	1000 lbs.
3 Seat	1500 lbs.



STANDARD BANQUETTE COMES WITH  
A FLUSH PLINTH BASE ON SIDES FOR  
GANGING, AND RECESSED FRONT.

**GENERAL SPECIFICATIONS**

**Upholstery / Foam**

Seat and back are covered in choice of fabric, vinyl, crypton, leather or COM. ERG uses only water based glues and adhesives in our upholstery process. All foam is fully bonded to frame. Seat cushions are 5" graded high resiliency (H.R.) block foam with back 2" (H.R.) foam, covered entirely with special bonded polyester fiber to protect final upholstery.

**Frame Construction**

The Aristo frame is made of laminate. ERG offers over 1000 standard laminate choices from Nevamar, Wilsonart, Formica and Pionite.

**Base Details**

**Plinth Base:** The standard recessed front base is available in a choice of laminate or unfinished so that you can add your own cove base or carpet. Note: when plinth base is ganged, there will be a 1/2" gap between plinth bases.

**Anchoring**

Aristo dining benches are easy to anchor to the floor. Floor mount instructions can be provided by customer service. Hardware for anchoring bench to the floor is not included.

**Note:**

Please allow extra fabric for repeat design.



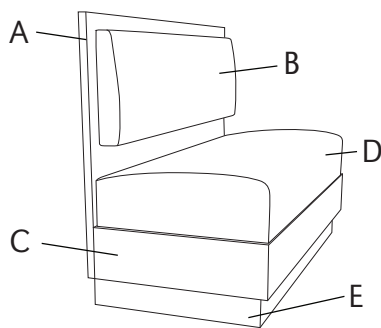
STANDARD GANGED PLINTH BASE,  
WITH 1/2" GAP BETWEEN BASES

## OPTIONS

- CODE: FR - CAL 133 (TB 133) Fire Retardant
- CODE: MB -Moisture Barrier (up to 60" overall width)
- CODE: MB60 -Moisture Barrier (over 60" overall width)
- CODE: MBB -Moisture Barrier (up to 60" overall width Back-to-Back)
- CODE: MBB60 -Moisture Barrier (over 60" overall width Back-to-Back)
- CODE: 2FO - Two Fabric Option
- CODE: CO - Clean Out (overall width up to 60")
- CODE: CO1 - Clean Out (overall width over 60")
- CODE: COB - Clean Out Back-to-Back (overall width up to 60")
- CODE: CO1B - Clean Out Back-to-Back (overall width over 60")
- CODE: PIP - Piping Horizontally and Vertically (add 1/2 yd COM)
- CODE: UFB - Unfinished Plinth Base
- CODE: RB1 - Recessed Plinth Base (1 Side only)
- CODE: RB2 - Recessed Plinth Base (2 Sides)
- CODE: GBP - Ganging Bracket for Plinth Base



OPTIONAL RECESSED PLINTH BASE  
AVAILABLE, ON ONE OR TWO SIDES.



- A - Frame Back Panel - Choice of Laminate
- B - Seat Back - Choice of fabrics
- C - Frame Seat - Choice of Laminate
- D - Seat - Choice of fabrics
- E - Recessed Base - Specify unfinished or laminate

DIMENSIONS	Straight Banquette	Back to Back Banquette
Seat Depth:	20"	20"
Seat Height:	18"	18"
Overall Depth:	24"	47"
Overall Width:	48", 60", 72"	48", 60", 72"
Overall Height:	34"	34"
Qty./Wt.:	1 ea./150 lbs.	1 ea./300 lbs.



ARISTO BACK TO BACK  
BANQUETTE

## MODEL / DESCRIPTION / LIST PRICING



### 4850 48" Banquette

COM Yardage: Total: 4.5 Yds. / Back: 2 Yds. / Seat: 2.5 Yds.

COM	GR1	GR2	GR3	GR4	GR5	GR6	GR7	GR8	GR9	GR10	LEA
\$5543	\$5929	\$6166	\$6412	\$6669	\$6935	\$7212	\$7501	\$7800	\$8113	\$8439	\$9973

### 4852 60" Banquette

COM Yardage: Total: 5.75 Yds. / Back: 2.75 Yds. / Seat: 3 Yds.

COM	GR1	GR2	GR3	GR4	GR5	GR6	GR7	GR8	GR9	GR10	LEA
\$8181	\$8753	\$9106	\$9468	\$9847	\$10240	\$10649	\$11077	\$11519	\$11979	\$12459	\$14725

### 4854 72" Banquette

COM Yardage: Total: 6.5 Yds. / Back: 3 Yds. / Seat: 3.5 Yds.

COM	GR1	GR2	GR3	GR4	GR5	GR6	GR7	GR8	GR9	GR10	LEA
\$11081	\$11858	\$12332	\$12824	\$13337	\$13872	\$14426	\$15002	\$15604	\$16228	\$16875	\$19947



### 4856 48" Back-to-Back Banquette

COM Yardage: Total: 9 Yds. / Back: 4 Yds. / Seat: 5 Yds.

COM	GR1	GR2	GR3	GR4	GR5	GR6	GR7	GR8	GR9	GR10	LEA
\$10527	\$11263	\$11715	\$12181	\$12670	\$13176	\$13705	\$14252	\$14823	\$15414	\$16032	\$18949

### 4858 60" Back-to-Back Banquette

COM Yardage: Total: 11.5 Yds. / Back: 5.5 Yds. / Seat: 6 Yds.

COM	GR1	GR2	GR3	GR4	GR5	GR6	GR7	GR8	GR9	GR10	LEA
\$15543	\$16630	\$17298	\$17988	\$18708	\$19456	\$20235	\$21045	\$21885	\$22762	\$23671	\$27978

### 4860 72" Back-to-Back Banquette

COM Yardage: Total: 13 Yds. / Back: 6 Yds.. / Seat: 7 Yds.

COM	GR1	GR2	GR3	GR4	GR5	GR6	GR7	GR8	GR9	GR10	LEA
\$21055	\$22530	\$23429	\$24368	\$25344	\$26358	\$27412	\$28507	\$29648	\$30833	\$32066	\$37899

## OPTIONS

Add upcharge to list price and code to model number

FR	CAL 133 (TB 133) Fire Retardant per yard	\$118	/ yd	COB	Clean Out Back-to-Back (overall width up to 60")	\$654	
MB	Moisture Barrier (up to 60" overall width)	\$164	ea.	CO1B	Clean Out Back-to-Back (overall width over 60")	\$1007	
MB60	Moisture Barrier (over 60" overall width)	\$262	ea.	PIP	Piping Horizontally and Vertically (add 1/2 yd COM)	\$79	per unit
MBB	Moisture Barrier - up to 60" width (Back-to-Back)	\$327	ea.	UFB	Unfinished Plinth Base		Deduct \$80
MBB60	Moisture Barrier - over 60" width (Back-to-Back)	\$522	ea.	RB1	Recessed Base, 1 side	\$145	
2FO	Two Fabric Option	\$131		RB2	Recessed Base, 2 sides	\$287	
CO	Clean Out (overall width up to 60")	\$327		GBP	Ganging Bracket for Plinth Base	\$260	per pair
CO1	Clean Out (overall width over 60")	\$503					

## ASHTON

The Ashton collection of lounges, modular and bench units, are great for common spaces to form into a multitude of different configurations. Ashton has a transitional look, that offers the option to add tablet tables, casters, and a backside handgrip to the lounge units, making these seats great for mobility and changing up the configuration.



ASHTON SINGLE SEAT LOUNGE WITH UPHOLSTERED ARMS

### ORDERING INFORMATION

#### To Order Please Specify:

- |                             |                          |
|-----------------------------|--------------------------|
| 1) Series Name              | 5) Frame Color           |
| 2) Model Number             | 6) Fabric Grade & Number |
| 3) Quantity                 | 7) Optional Items        |
| 4) Stain Color for Arm Caps |                          |

SOFT SEATING	WEIGHT LIMIT
1 Seat	500 lbs.
2 Seat	1000 lbs.
3 Seat	1500 lbs.

### STANDARD BASE FINISHES

**Metal Leg:** Standard Powder Coat

### GENERAL SPECIFICATIONS

#### Upholstery / Foam

Seat and back are covered in choice of fabric, vinyl, crypton, leather or COM. ERG uses only water based glues and adhesives in our upholstery process. Contrasting fabrics are available. All foam is fully bonded to frame. Seat cushions are 5" graded high resiliency (H.R.) block foam, covered entirely with special bonded polyester fiber to protect final upholstery.

#### Frame:

**Frame Construction** - Frame assembly is constructed of multi-ply hardwood, with tongue and groove construction. No sag-springs are installed in seat & back along with interlocking helicoil springs to prevent sagging and provide additional lower back and seat support. Each modular unit consists of two individual components bolted together.

**Fixed Post:** Standard powder coat colors

**Metal Handle Grip Colors:** Available in standard powder coat or polished chrome

**Arm:** Ashton Lounge is available with square upholstered arm and standard wood stain

#### Base Details

**Metal Legs:** Ashton metal legs are 1.5" diameter, 14 gauge steel tubing welded to a top flange. Each leg has a factory installed black nylon glide.

#### Glides

All benches are standard with factory installed black nylon glides.

## OPTIONS

- CODE: FR - CAL 133 (TB 133) Fire Retardant
- CODE: MB - Moisture Barrier (up to 60" overall width)
- CODE: SBH - Special Height.
- CODE: 2FO - Two Fabric Upholstery Option
- CODE: GD2 - Flat Ganging Device for Soft Seating
- CODE: CAS3 - 3" Locking Casters - Black
- CODE: AHG - Metal Hand Grip (Powder Coat or Polished Chrome)
- CODE: TABF-(\_) - Fixed Post Tablet (outside, specify (L/R), shape A, B or C)
- CODE: TAB-(\_) - Non-Removable Swivel Tablet  
(laminate shape A, B or C specify left or right arm)
- CODE: SST - Solid Surface Tablet Arm (add to Tablet option)
- CODE: LAM5 - Non-standard laminate for 5 or less tablets  
see options for upcharge
- CODE: SS5 - Non-standard Solid Surface top for 5 or less tablets

Note: Factory installed power/data available, See accessories online under the 'Products' tab



FIXED POST TABLET



METAL HAND GRIP



ELECTRICAL/DATA



## ASHTON COLLECTION MODULAR CHAIR AND LOUNGE SOFAS

DIMENSIONS	Single Seat	Two Seat	Three Seat
Seat Width:	22"	44"	66"
Seat Depth:	20"	20"	20"
Seat Height:	17.5"	17.5"	17.5"
Back Height:	33"	33"	33"
Overall Width:	22"	44"	66"
Overall Depth:	28"	28"	28"
Qty./Wt.:	1 ea./50 lbs.	1 ea./110 lbs.	1 ea./135 lbs.



TWO SEAT LOUNGE



SINGLE SEAT LOUNGE WITH  
CASTERS AND HAND GRIP

### MODEL / DESCRIPTION / LIST PRICING




#### 606 Single Seat Lounge



COM Yardage: 3 Yds. / Back: 1.5 Yds. / Seat: 1.5 Yds.

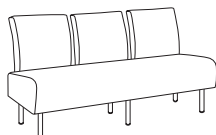
COM	GR1	GR2	GR3	GR4	GR5	GR6	GR7	GR8	GR9	GR10	LEA
\$1694	\$1811	\$1884	\$1962	\$2037	\$2120	\$2206	\$2293	\$2385	\$2481	\$2579	\$3048



#### 608 Two Seat Lounge

COM Yardage: 6 Yds. / Back: 3 Yds. / Seat: 3 Yds.

COM	GR1	GR2	GR3	GR4	GR5	GR6	GR7	GR8	GR9	GR10	LEA
\$2924	\$3131	\$3257	\$3387	\$3520	\$3661	\$3806	\$3960	\$4120	\$4284	\$4456	\$5266



#### 610 Three Seat Lounge

COM Yardage: 9 Yds. / Back: 4.5 Yds. / Seat: 4.5 Yds.

COM	GR1	GR2	GR3	GR4	GR5	GR6	GR7	GR8	GR9	GR10	LEA
\$3771	\$4033	\$4193	\$4362	\$4536	\$4719	\$4905	\$5102	\$5306	\$5519	\$5740	\$6785

### TABLET SHAPES

#### Three Tablet Shapes::

Choose from the three shapes shown and specify; A, B or C and left or right (outside tablet) when ordering.

Example: TABF-(A) Left - this would be a fixed shape A tablet on the left side (when seated).

#### Laminate Top:

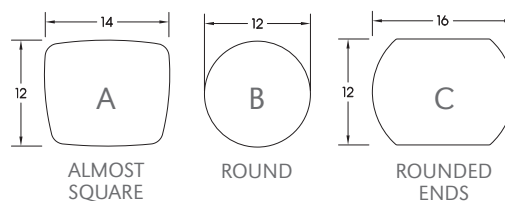
Tablet orders of 5 or less have 4 standard laminate colors:

- Wilsonart Black 1595-60
- Wilsonart Montana Walnut 7110K-78
- Formica Brite White 459-58
- Nevamar Silver Alu Metalx MXT003

#### Solid Surface Top:

Tablet orders of 5 or less have 4 standard Corian colors:

- Bone
- Canyon
- Glacier White
- Silver Grey



### OPTIONS

Add upcharge to list price and code to model number

FR	CAL 133 (TB 133) Fire Retardant per yard	\$118	/yd.
MB	MB -Moisture Barrier (up to 60" overall width)	\$164	ea.
2FO	Two fabric option	\$131	
GD2	Flat Ganging Device for Soft Seating	\$107	per pair
AHG	Metal Hand Grip - per seat (Powder Coat or Polished Chrome)	\$197	
CAS3	3" Locking Casters - Black	\$34	ea.

TABF-( )	Fixed Post Tablet (outside, specify (L/R), shape A, B or C)	\$593	
SST	Solid Surface Tablet Arm - add to tablet option	\$172	
LAM5	Non-standard laminate (5 tablets or less)	\$342	ea. tablet
SS5	Non-standard Solid Surface (5 tablets or less)	Call For Quote	

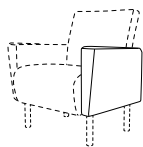
DIMENSIONS	Single Seat
Seat Width:	22"
Seat Depth:	20"
Seat Height:	17.5"
Arm Height:	25.5"
Back Height:	33"
Overall Width:	27"
Overall Depth:	28"
Qty./Wt.:	1 ea./65 lbs.



UPHOLSTERED ARMS

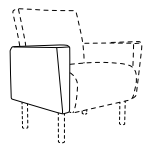
NOTE: Left or Right Arm is determined when seated on product. Arms are factory installed.

### MODEL / DESCRIPTION / LIST PRICING




Left  
Outside Arm  
Upholstered  
Square

**621L Ashton Square Left Outside Arm**  
COM Yardage 2 Yds.



Right  
Outside Arm  
Upholstered  
Square

**621R Ashton Square Right Outside Arm**  
COM Yardage 2 Yds.



UPHOLSTERED  
SQUARE ARM

**Upholstered Square Arm - Right or Left**  
\$660 COM

**621L/R Ashton Square Outside Arm - Left/Right**

COM Yardage: 2.0 Yds.

COM	GR1	GR2	GR3	GR4	GR5	GR6	GR7	GR8	GR9	GR10	LEA
\$660	\$707	\$736	\$764	\$797	\$826	\$859	\$894	\$929	\$967	\$1007	\$1188

### TABLET SHAPES

#### Three Tablet Shapes::

Choose from the three shapes shown and specify; A, B or C and left or right (outside tablet) when ordering.

Example: TAB-(A) Left - this would be a fixed shape A tablet on the left side (when seated).

#### Laminate Top:

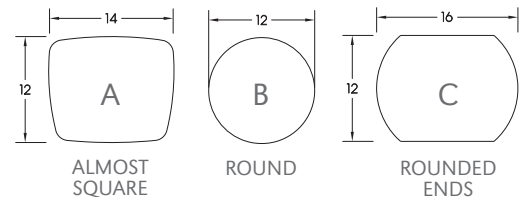
Tablet orders of 5 or less have 4 standard laminate colors:

- Wilsonart Black 1595-60
- Wilsonart Montana Walnut 7110K-78
- Formica Brite White 459-58
- Nevamar Silver Alu Metalx MXT003

#### Solid Surface Top:

Tablet orders of 5 or less have 4 standard Corian colors:

- Bone
- Canyon
- Glacier White
- Silver Grey



### OPTIONS

Add upcharge to list price and code to model number

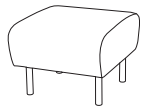
FR	CAL 133 (TB 133) Fire Retardant per yard	\$118	/yd
MB	MB -Moisture Barrier (up to 60" overall width)	\$164	ea.

2FO	Two fabric option	\$131	
TAB-( )	Swivel Tablet (specify A, B or C, left or right arm)	\$653	

DIMENSIONS	Ottoman	Two Seat	Three Seat
Overall Depth:	26"	26"	26"
Overall Width:	22"	45"	68"
Overall Height:	18"	18"	18"
Qty/Wt per carton	1 ea. 25 lbs	1 ea. 50 lbs	1 ea. 75 lbs



ASHTON TWO-SEAT BENCH

**MODEL / DESCRIPTION / LIST PRICING**

**601** Single Seat Bench/Ottoman

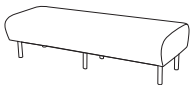
COM Yardage: Total: 1.75 Yds.

COM	GR1	GR2	GR3	GR4	GR5	GR6	GR7	GR8	GR9	GR10	LEA
\$1279	\$1370	\$1424	\$1480	\$1539	\$1600	\$1666	\$1732	\$1800	\$1872	\$1948	\$2304


**605** Two Seat Bench

COM Yardage: Total: 2.5 Yds.

COM	GR1	GR2	GR3	GR4	GR5	GR6	GR7	GR8	GR9	GR10	LEA
\$2007	\$2148	\$2233	\$2322	\$2414	\$2511	\$2611	\$2719	\$2825	\$2938	\$3054	\$3613


**611** Three-Seat Bench

COM Yardage: Total: 3.5 Yds.

COM	GR1	GR2	GR3	GR4	GR5	GR6	GR7	GR8	GR9	GR10	LEA
\$2858	\$3060	\$3180	\$3308	\$3439	\$3579	\$3721	\$3870	\$4026	\$4187	\$4355	\$5145



Ashton Benches coordinate with Ashton Lounge.

**OPTIONS**

Add upcharge to list price and code to model number

FR	CAL 133 (TB 133) Fire Retardant per yard	\$118	/yd
MB	MB -Moisture Barrier (up to 60" overall width)	\$164	ea.

SBH	Special Height	\$386	
-----	----------------	-------	--

## ASPEN

The Aspen tables offer a dynamic style for conferencing and meeting areas. It offers conference tables, as well as a bar height table with a power bar and a media wall table, great for a touchdown meeting. The sharp and substantial angled leg creates a dynamic look offered in both metal or wood legs, that convey a bold and stylish look with a solid foundation.



ASPEN CONFERENCE TABLE WITH  
OPTIONAL CHROME LEGS AND  
ALMOST RECTANGLE TOP



MEDIA TABLE WITH METAL  
LEGS AND OPTIONAL  
POWER/DATA AND  
ALMOST RECTANGLE TOP

### ORDERING INFORMATION

#### To Order Please Specify:

- |                 |                                                       |
|-----------------|-------------------------------------------------------|
| 1) Series Name  | 5) Powder Coat Color (metal legs and wood leg holder) |
| 2) Model Number | 6) Wood Stain Color (wood legs)                       |
| 3) Size         | 7) Laminate Selection and No.                         |
| 4) Quantity     | 8) Edge Style Code and Color                          |

### BASE SPECIFICATIONS

**Legs:** The Aspen leg is made with 1.5" x 4", 14 gauge rectangular steel tubing or solid Beech wood

**Plate/Holder:** 8" x 8" stamped metal plate welded to metal leg or wood leg holder

**Glides:** Factory installed adjustable glides are standard

**Assembly:** Aspen features completely welded one piece angled legs and leg holder. The top plate is completely welded to the leg or holder. Leg mounts to tabletop with 1/4-20 x 1" machine screws into metal inserts in top; NO WOOD SCREWS ARE USED.

### STANDARD BASE FINISHES

**Metal Legs:** Standard Powder Coat  
**Wood Legs:** Standard Wood Stain

### OPTIONAL BASE FINISHES

**Metal Legs:** Polished Chrome

### TABLE TOP SPECIFICATIONS

#### Table Tops

Table top core is CARB Compliant 1.25" particle board. Laminate and phenolic backing are glued with water based adhesives.

### COLORS / EDGE SELECTIONS


#### Laminate/Veneer Selections

ERG offers over 1000 standard laminate choices from Nevamar, Wilsonart, Formica and Pionite. Wood veneer is available in transparent stain colors - custom stain matching available for an upcharge.

#### Edge Selections

ERG offers a wide variety of table top edge materials including PVC, wood, aluminum and resin/urethane.

Special Edge Note: When ganging or butting tables together, ERG recommends using 3MM flat edge or flat wood edge. Square tables using **T-MOLD** edge will have a 3" radius on all corners.



WOOD LEG HOLDER DETAIL

## OPTIONS

- CODE: GD3 - Flat Ganging Device for Café & Training Tables
- CODE: STH - Special Table Height (other than 29" or 42") (Metal Legs Only)
- CODE: PCA - Polished Chrome Leg
- CODE: PCH - Polished Chrome Holder (Wood Leg)
- CODE: CRT - Racetrack Table Top
- CODE: COT - Oval Table Top
- CODE: CBT - Boat Table Top
- CODE: CAT - Almost Rectangle Table Top
- CODE: AMBU - Bullet Shape Table Top (Media Table)
- CODE: AMBH - Bar Height Table Top (Media Table)
- CODE: RAD - 3" Radius Corners for 3MM Edge
- CODE: PLA - Aspen Power Leg with Grommet (not available on wood leg)
- CODE: MD - Magnetic Door



POWER LEG WITH GROMMET



POLISHED CHROME LEG



MAGNETIC DOOR



FLAT GANGING DEVICE

## OPTIONAL CONFERENCE TABLE TOP SHAPES



RACETRACK TOP  
CODE: CRT



BOAT TOP  
CODE: CBT



OVAL TOP  
CODE: COT



ALMOST RECTANGLE TOP  
CODE: CAT





ASPEN CONFERENCE TABLE  
SHOWN WITH OPTIONAL  
CHROME LEGS AND OVAL TOP

## MODEL / DESCRIPTION / LIST PRICING

### ASPEN | CONFERENCE | METAL LEGS | RECTANGLE

RECTANGLE

Model Number	Table Top Size	Table Height	Number Of Legs	Shpg. Wght.	LAMINATE TOP ASSORTED EDGES								VENEER TOP	
					GRP 1	GRP 2	GRP 3	GRP 4	GRP 5	GRP 6	GRP 7	GRP 8	GRP 9	
AS3672	36 X 72	29"	4 Legs	115	\$2373	\$2409	\$2787	\$3270	\$3287	\$3639	\$4061	\$6038	\$7104	
AS3684	36 X 84	29"	4 Legs	129	\$2472	\$2512	\$2935	\$3497	\$3514	\$3915	\$4396	\$6369	\$7402	
AS3696	36 X 96	29"	4 Legs	142	\$2546	\$2589	\$3039	\$3662	\$3679	\$4115	\$4642	\$6609	\$7622	
AS4272	42 X 72	29"	4 Legs	129	\$2928	\$3028	\$3601	\$4419	\$4436	\$5066	\$5821	\$6065	\$7857	
AS4284	42 X 84	29"	4 Legs	144	\$3114	\$3230	\$3863	\$4792	\$4809	\$5516	\$6361	\$6379	\$8209	
AS4296	42 X 96	29"	4 Legs	160	\$3269	\$3396	\$4091	\$5131	\$5148	\$5930	\$6869	\$6607	\$8446	
AS4872	48 X 72	29"	4 Legs	142	\$3069	\$3179	\$3795	\$4690	\$4706	\$5388	\$6207	\$6309	\$8138	
AS4884	48 X 84	29"	4 Legs	160	\$3250	\$3373	\$4062	\$5088	\$5105	\$5878	\$6804	\$6581	\$8416	
AS4896	48 X 96	29"	4 Legs	178	\$3418	\$3555	\$4308	\$5455	\$5471	\$6327	\$7355	\$6830	\$8669	
AS48108*	48 X 108	29"	6 Legs	196	\$4241	\$4391	\$5242	\$6477	\$6494	\$7433	\$8562	\$8722	\$11260	
AS48120*	48 X 120	29"	6 Legs	214	\$4407	\$4571	\$5486	\$6844	\$6861	\$7883	\$9110	\$8972	\$11516	
AS48144*	48 X 144	29"	6 Legs	250	\$4786	\$4979	\$6043	\$7674	\$7691	\$8902	\$10358	\$9539	\$12093	
AS48168*	48 X 168	29"	8 Legs	286	\$5356	\$5596	\$6882	\$8934	\$8951	\$10447	\$12245	\$10396	\$12966	
AS48240*	48 X 240	29"	8 Legs	394	\$6851	\$7143	\$8719	\$11196	\$11213	\$13029	\$15210	\$13494	\$16983	
AS6096	60 X 96	29"	4 Legs	214	\$4565	\$4726	\$5634	\$6954	\$6971	\$7976	\$9180	\$9406	\$12154	
AS60108*	60 X 108	29"	6 Legs	237	\$4632	\$4816	\$5820	\$7343	\$7360	\$8494	\$9857	\$9312	\$11860	
AS60120*	60 X 120	29"	6 Legs	259	\$4824	\$5022	\$6099	\$7761	\$7778	\$9007	\$10485	\$9597	\$12152	
AS60144*	60 X 144	29"	6 Legs	304	\$5310	\$5547	\$6813	\$8830	\$8847	\$10321	\$12092	\$10327	\$12896	

\* Asterisk after model number indicates 2+ pieces tops (3 pieces for 240") with center seams for tables over 96".

## OPTIONS

Add upcharge to list price and code to model number

PCA	Polished Chrome Legs	\$145	per leg	CBT	Boat table top	add 25%	per top
GD3	Flat Ganging Device for Café & Training Tables	\$137	per table	CAT	Almost Rectangle table top	add 25%	per top
STH	Special Table Height (other than 29" or 42")	\$114	per leg	CPL	Center Power Riser (Laminate - Up To 96")	\$1,686	per top
RAD	3" Radius Corners for 3MM Edge	\$262	per table	CPV	Center Power Riser (Veneer - Up To 96")	\$2,132	per top
CRT	Racetrack table top	add 20%	per top	PLA	Aspen Power Leg with Grommet (Metal Leg Only)	\$158	per leg
COT	Oval table top	add 20%	per top				


 ASPEN CONFERENCE TABLE  
 SHOWN WITH WOOD LEGS AND  
 OPTIONAL RACE TRACK TOP

**MODEL / DESCRIPTION / LIST PRICING**
**ASPEN | CONFERENCE | WOOD LEGS | RECTANGLE**

	Model Number	Table Top Size	Table Height	Number Of Legs	Shpg. Wght.	LAMINATE TOP ASSORTED EDGES							VENEER TOP	
						GRP 1	GRP 2	GRP 3	GRP 4	GRP 5	GRP 6	GRP 7	GRP 8	GRP 9
RECTANGLE	ASW3672	36 X 72	29"	4 Legs	115	\$3152	\$3187	\$3604	\$4049	\$4066	\$4415	\$4839	\$6816	\$7882
	ASW3684	36 X 84	29"	4 Legs	129	\$3250	\$3289	\$3749	\$4275	\$4292	\$4693	\$5172	\$7147	\$8180
	ASW3696	36 X 96	29"	4 Legs	142	\$3322	\$3366	\$3857	\$4441	\$4458	\$4893	\$5419	\$7389	\$8400
	ASW4272	42 X 72	29"	4 Legs	129	\$3706	\$3806	\$4417	\$5198	\$5215	\$5843	\$6598	\$6842	\$8635
	ASW4284	42 X 84	29"	4 Legs	144	\$3891	\$4006	\$4680	\$5571	\$5588	\$6292	\$7139	\$7155	\$8988
	ASW4296	42 X 96	29"	4 Legs	160	\$4047	\$4172	\$4908	\$5909	\$5926	\$6710	\$7646	\$7386	\$9223
	ASW4872	48 X 72	29"	4 Legs	142	\$3845	\$3956	\$4612	\$5467	\$5484	\$6165	\$6986	\$7086	\$8916
	ASW4884	48 X 84	29"	4 Legs	160	\$4027	\$4153	\$4879	\$5865	\$5882	\$6657	\$7583	\$7359	\$9193
	ASW4896	48 X 96	29"	4 Legs	178	\$4195	\$4331	\$5122	\$6232	\$6249	\$7104	\$8131	\$7607	\$9446
	ASW48108*	48 X 108	29"	6 Legs	196	\$5407	\$5556	\$6468	\$7643	\$7660	\$8599	\$9728	\$9889	\$12427
	ASW48120*	48 X 120	29"	6 Legs	214	\$5573	\$5739	\$6711	\$8011	\$8028	\$9049	\$10276	\$10138	\$12681
	ASW48144*	48 X 144	29"	6 Legs	250	\$5952	\$6145	\$7267	\$8841	\$8858	\$10069	\$11524	\$10707	\$13259
	ASW48168*	48 X 168	29"	8 Legs	286	\$6522	\$6762	\$8107	\$10100	\$10117	\$11614	\$13412	\$11562	\$14133
	ASW48240*	48 X 240	29"	8 Legs	394	\$8406	\$8698	\$10353	\$12752	\$12769	\$14584	\$16766	\$15050	\$18538
	ASW6096	60 X 96	29"	4 Legs	214	\$5344	\$5503	\$6452	\$7733	\$7750	\$8753	\$9956	\$10186	\$12933
	ASW60108*	60 X 108	29"	6 Legs	237	\$5798	\$5982	\$7046	\$8509	\$8526	\$9660	\$11022	\$10477	\$13027
	ASW60120*	60 X 120	29"	6 Legs	259	\$5990	\$6189	\$7325	\$8928	\$8945	\$10175	\$11653	\$10763	\$13318
	ASW60144*	60 X 144	29"	6 Legs	304	\$6476	\$6713	\$8039	\$9997	\$10014	\$11488	\$13258	\$11494	\$14062

\* Asterisk after model number indicates 2+ pieces tops (3 pieces for 240") with center seams for tables over 96".

**OPTIONS**

Add upcharge to list price and code to model number

PCH	Polished Chrome Holder (For Wood Leg)	\$45	per leg	CBT	Boat table top	add 25%	per top
GD3	Flat Ganging Device for Café & Training Tables	\$137	per table	CAT	Almost Rectangle table top	add 25%	per top
RAD	3" Radius Corners for 3MM Edge	\$262	per table	CPL	Center Power Riser (Laminate - Up To 96")	\$1686	per top
CRT	Racetrack table top	add 20%	per top	CPV	Center Power Riser (Veneer - Up To 96")	\$2132	per top
COT	Oval table top	add 20%	per top				



ASPEN BAR HEIGHT TABLE

**MODEL / DESCRIPTION / LIST PRICING**

**ASPEN | BAR HEIGHT | METAL LEGS**

RECTANGLE

Model Number	Table Top Size	Table Height	Number Of Legs	Shpg. Wght.	LAMINATE TOP ASSORTED EDGES								VENEER TOP	
					GRP 1	GRP 2	GRP 3	GRP 4	GRP 5	GRP 6	GRP 7	GRP 8	GRP 9	
ASH3672	36 X 72	42"	4 Legs	115	\$2980	\$3015	\$3423	\$3874	\$3891	\$4243	\$4665	\$7368	\$8909	
ASH3684	36 X 84	42"	4 Legs	129	\$3096	\$3138	\$3590	\$4123	\$4140	\$4541	\$5021	\$7744	\$9267	
ASH3696	36 X 96	42"	4 Legs	142	\$3171	\$3214	\$3694	\$4288	\$4305	\$4741	\$5267	\$7988	\$9483	

**Bar Height Note:** Wood legs not available in bar height

**OPTIONS**

Add upcharge to list price and code to model number

PCA	Polished Chrome Legs	\$145	per leg	CBT	Boat table top	add 25%	per top
GD3	Flat Ganging Device for Café & Training Tables	\$137	per table	CAT	Almost Rectangle table top	add 25%	per top
STH	Special Table Height (other than 29" or 42")	\$114	per leg	PLA	Aspen Power Leg with Grommet (Metal Leg Only)	\$158	per leg
RAD	3" Radius Corners for 3MM Edge	\$262	per table				
CRT	Racetrack table top	add 20%	per top				
COT	Oval table top	add 20%	per top				

MEDIA TABLE WITH METAL  
LEGS AND OPTIONAL  
POWER/DATA AND  
ALMOST RECTANGLE TOP



WALL MOUNTED MONITOR  
NOT INCLUDED

Note: Table comes standard with grommet and access door for TV access. If you add power to the table, please verify a 2nd grommet and magnetic door. Specify front or back of wall for magnetic door.

### ASPEN | MEDIA WALL TABLE | METAL LEGS

Model Number	Table Top Size	Wall Panel Size	LIST PRICE (Includes Laminate GR 2 Edge and 2 Metal Legs)
ASM3660	36" w x 60" d x 29" h	42" w x 3.75" d x 60" h	\$7785
ASM3672	36" w x 72" d x 29" h	42" w x 3.75" d x 60" h	\$8209
ASM3684	36" w x 84" d x 29" h	42" w x 3.75" d x 60" h	\$8638
ASM4260	42" w x 60" d x 29" h	48" w x 3.75" d x 60" h	\$8756
ASM4272	42" w x 72" d x 29" h	48" w x 3.75" d x 60" h	\$9265
ASM4284	42" w x 84" d x 29" h	48" w x 3.75" d x 60" h	\$9780
ASM5460	54" w x 60" d x 29" h	60" w x 3.75" d x 60" h	\$9526
ASM5472	54" w x 72" d x 29" h	60" w x 3.75" d x 60" h	\$9877
ASM5484	54" w x 84" d x 29" h	60" w x 3.75" d x 60" h	\$10821

**Note:** For bar height media tables, the overall height of the panel is 72", width stays the same.

### ASPEN | MEDIA WALL TABLE | WOOD LEGS

Model Number	Table Top Size	Wall Panel Size	LIST PRICE (Includes Laminate GR 2 Edge and 2 Wood Legs)
ASM3660W	36" w x 60" d x 29" h	42" w x 3.75" d x 60" h	\$8174
ASM3672W	36" w x 72" d x 29" h	42" w x 3.75" d x 60" h	\$8598
ASM3684W	36" w x 84" d x 29" h	42" w x 3.75" d x 60" h	\$9026
ASM4260W	42" w x 60" d x 29" h	48" w x 3.75" d x 60" h	\$9145
ASM4272W	42" w x 72" d x 29" h	48" w x 3.75" d x 60" h	\$9654
ASM4284W	42" w x 84" d x 29" h	48" w x 3.75" d x 60" h	\$10168
ASM5460W	54" w x 60" d x 29" h	60" w x 3.75" d x 60" h	\$9916
ASM5472W	54" w x 72" d x 29" h	60" w x 3.75" d x 60" h	\$10267
ASM5484W	54" w x 84" d x 29" h	60" w x 3.75" d x 60" h	\$11210

**Note:** For power/data/media configurations, please call customer service for a detailed quote.

**Bar Height Note:** Wood legs not available in bar height

### OPTIONS

Add upcharge to list price and code to model number

PCA	Polished Chrome Legs	\$145	per leg	AMBU	Bullet Shape Table Top (Media Table)	add 5%	per top
PCH	Polished Chrome Holder (For Wood Leg)	\$45	per leg	AMAR	Almost Rectangle Table Top (Media Table)	add 10%	per top
GD3	Flat Ganging Device for Café & Training Tables	\$137	per table	AMBO	Boat Shape Table Top (Media Table)	add 10%	per top
STH	Special Table Height (other than 29" or 42") (Metal Legs)	\$114	per leg	AMBH	Panel Height 72"	\$392	per table
RAD	3" Radius Corners for 3MM Edge	\$262	per table	MD	Magnetic Door	\$406	per table
CPL	Center Power Riser (Laminate - Up To 96")	\$1686	per top	PLA	Aspen Power Leg with Grommet (Metal Leg Only)	\$158	per leg
CPV	Center Power Riser (Veneer - Up To 96")	\$2132	per top				

**BARRI**

Barri is an outstanding floor mount collection of tables and chairs. This style base is a sturdy and reliable foundation, offered in café or bar height, and in any of our large selections of powder coats. The tables and wood shell chairs are offered in any laminate or wood stain, giving a unique opportunity for endless looks and combinations for your space.

**Note: ERG DOES NOT PROVIDE  
HARDWARE TO MOUNT TO FLOOR**



BAR HEIGHT STOOL WITH  
BENTON SHELLS  
AND BAR HEIGHT BASE WITH  
36" SQUARE TABLE

## ORDERING INFORMATION

### To Order Please Specify:

- |                 |                                  |
|-----------------|----------------------------------|
| 1) Series Name  | 6) Laminate Selection and Number |
| 2) Model Number | 7) Edge Style and Color          |
| 3) Size         | 8) Upholstery                    |
| 4) Quantity     | 9) Wood Seat Stain Color         |
| 5) Frame Color  |                                  |

## STANDARD BASE FINISHES

**Column Base:** Standard Powder Coat

## GENERAL SPECIFICATIONS

### Frame Construction

The Barri features a 3" round steel tube frame, **floor mounted** with 8" steel base cover. Frame is sand blasted and then powder coated for maximum paint adhesion. 24" and 30" bar height seats have a welded fixed footrest. **Seats feature swivel with automatic return.**

### Table Tops

Standard 30" or 36" laminate table tops are 1.25" thick high density particle board. Your choice of over 1000 standard laminates from brands like Nevamar, Wilsonart, Formica and Pionite.

### Top Plate

10" x 10" square • 12" X 12" square • 14" X 14" square

### Floor Mount

Floor mounted base features 6" diameter cast iron base with 8" steel cover

### Foot Rest

Fixed, welded to column on counter and bar heights

### Note

All tables are completely assembled to be sure of fit prior to being knocked down for shipping.

## TABLE: COLORS / EDGE SELECTIONS

### Laminate/Veneer Selections

ERG offers over 1000 standard laminate choices from Nevamar, Wilsonart, Formica and Pionite. Wood veneer is available in transparent stain colors - custom stain matching available for an upcharge.

### Edge Selections

ERG offers a wide variety of table top edge materials including PVC, wood, aluminum and resin/urethane.

**Special Edge Note:** When ganging or butting tables together, ERG recommends using 3MM flat edge or flat wood edge. Square tables using T-MOLD edge will have a 3" radius on all corners.

## SEAT SHELL

### Poly

Single-piece contoured shell made of 100% Nylon Plastic with natural built-in flex motion.

### Wood

Compound angle .50° thick multi-ply Beech wood shell. Shell is available with vertical running wood grain.


## OPTIONS

- CODE: FR - CA133 (TB 133) Fire Retardant
- CODE: MBC - Moisture Barrier Chair
- CODE: 2FO/C - Two Fabric Option
- CODE: STH - Special Table Height, Other Than 29"
- CODE: RAD - 3" Radius Corners for 3MM Edge
- CODE: ENG - Laser Engraving
- CODE: TT - Two Tone Wood Stains (Benton / Demi)
- CODE: RB - Reverse Bubble Cutout - Benton (Not Available on Demi Back)
- CODE: UB - Upright Bubble Cutout - Benton (Not Available on Demi Back)
- CODE: VB - Vertical Bubble Cutout (Benton / Demi)

## WOOD SHELL OPTIONS



UPRIGHT BUBBLE CUTOUT  
(NOT AVAILABLE ON DEMI BACK)



REVERSE BUBBLE CUTOUT  
(NOT AVAILABLE ON DEMI BACK)



VERTICAL BUBBLE CUTOUT



TWO TONE WOOD STAINS



LASER ENGRAVING  
(FRONT OR BACK)





ROUND CAFÉ TABLE


 CAFÉ HEIGHT  
RECTANGLE TABLE

**MODEL / DESCRIPTION / LIST PRICING**
**BARRI | FLOOR MOUNT | ROUND | 29" HEIGHT**


ROUND

Model Number	Table Top Size	Shpg. Wght.	Base Spread	LAMINATE TOP ASSORTED EDGES							VENEER TOP	
				GRP 1	GRP 2	GRP 3	GRP 4	GRP 5	GRP 6	GRP 7	GRP 8	GRP 9
BAR24D	24" Dia.	38	FM-1	\$663	\$677	\$783	\$1002	\$1019	\$1170	\$1351	\$1726	\$1878
BAR30D	30" Dia.	55	FM-1	\$727	\$751	\$892	\$1189	\$1206	\$1406	\$1645	\$1974	\$2063
BAR36D	36" Dia.	88	FM-1	\$885	\$911	\$1080	\$1445	\$1462	\$1706	\$1997	\$2399	\$2511
BAR42D	42" Dia.	96	FM-1	\$1101	\$1136	\$1354	\$1837	\$1854	\$2173	\$2553	\$3016	\$3124

**BARRI | FLOOR MOUNT | SQUARE | 29" HEIGHT**


SQUARE

Model Number	Table Top Size	Shpg. Wght.	Base Spread	LAMINATE TOP ASSORTED EDGES							VENEER TOP	
				GRP 1	GRP 2	GRP 3	GRP 4	GRP 5	GRP 6	GRP 7	GRP 8	GRP 9
BAR24S	24" Sq.	48	FM-1	\$661	\$675	\$783	\$1011	\$1028	\$1185	\$1374	\$1731	\$1869
BAR2430S	24x30 Sq.	53	FM-1	\$716	\$735	\$861	\$1133	\$1150	\$1333	\$1551	\$1910	\$2026
BAR30S	30" Sq.	69	FM-1	\$714	\$735	\$872	\$1175	\$1192	\$1393	\$1631	\$1942	\$2020
BAR36S	36" Sq.	111	FM-1	\$903	\$930	\$1104	\$1483	\$1500	\$1745	\$2046	\$2446	\$2557

**BARRI | FLOOR MOUNT | RECTANGLE | 29" HEIGHT**


RECTANGLE

Model Number	Table Top Size	Shpg. Wght.	Base Spread	LAMINATE TOP ASSORTED EDGES							VENEER TOP	
				GRP 1	GRP 2	GRP 3	GRP 4	GRP 5	GRP 6	GRP 7	GRP 8	GRP 9
BAR2448	24x48 Sq.	70	FM-2	\$1156	\$1182	\$1355	\$1727	\$1744	\$1997	\$2301	\$2984	\$3272
BAR2460	24x60 Sq.	79	FM-2	\$1216	\$1245	\$1438	\$1858	\$1875	\$2152	\$2487	\$3169	\$3442
BAR2472	24x72 Sq.	95	FM-2	\$1269	\$1301	\$1515	\$1975	\$1992	\$2298	\$2661	\$3343	\$3593
BAR2748	27x48 Sq.	95	FM-2	\$940	\$990	\$1177	\$1574	\$1591	\$1885	\$2239	\$3128	\$3489
BAR2760	27x60 Sq.	95	FM-2	\$1016	\$1077	\$1287	\$1739	\$1756	\$2086	\$2486	\$3428	\$3795
BAR3048	30x48 Sq.	79	FM-2	\$1212	\$1240	\$1432	\$1846	\$1863	\$2140	\$2474	\$3156	\$3427
BAR3060	30x60 Sq.	90	FM-2	\$1295	\$1325	\$1548	\$2025	\$2042	\$2359	\$2738	\$3418	\$3665
BAR3072	30x72 Sq.	102	FM-2	\$1364	\$1399	\$1645	\$2179	\$2196	\$2544	\$2965	\$3642	\$3866

**OPTIONS**

Add upcharge to list price and code to model number

STH	Special Table Height (other than 29")	\$197	per base	RAD	3" Radius Corners for 3MM Edge	\$262	per table
-----	---------------------------------------	-------	----------	-----	--------------------------------	-------	-----------



BENTON DEMI BACK



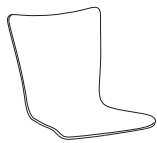
PENTO DEMI BACK



BENTON FULL BACK



DEKKO DEMI BACK

**MODEL / DESCRIPTION / LIST PRICING**

**BEN** Benton Full Back - Wood Shell

COM Yardage (One Color): 0.75 Yard

Multi-Ply Hardwood Shell

\$518

**BEN/SI** Benton / Upholstered Seat Insert

COM Yardage: 0.5 yard / seat

COM	GR1	GR2	GR3	GR4	GR5	GR6	GR7	GR8	GR9	GR10	LEA
\$585	\$626	\$651	\$678	\$703	\$731	\$762	\$791	\$823	\$857	\$889	\$1053


**DEMI** Benton Demi Back - Wood Shell

Multi-Ply Hardwood Shell

\$562

**DEMI/SI** Benton Demi Back / Upholstered Seat Insert

COM Yardage: 0.5 yard / seat

COM	GR1	GR2	GR3	GR4	GR5	GR6	GR7	GR8	GR9	GR10	LEA
\$672	\$720	\$749	\$779	\$810	\$843	\$878	\$910	\$946	\$985	\$1023	\$1208


**DEKD** Dekko Demi Back - Wood Shell

Multi-Ply Hardwood Seat and Back

\$608

**DEKD/SI** Dekko Demi Back / Upholstered Seat Insert

COM Yardage: 0.75 yard / seat

COM	GR1	GR2	GR3	GR4	GR5	GR6	GR7	GR8	GR9	GR10	LEA
\$763	\$816	\$849	\$883	\$919	\$955	\$992	\$1032	\$1076	\$1115	\$1159	\$1372


**PEND** Pento Demi Back - Wood Shell

Multi-Ply Hardwood Seat and Back

\$688

**PEND/SI** Pento Demi Back / Upholstered Seat Insert

COM Yardage: 0.75 yard / seat

COM	GR1	GR2	GR3	GR4	GR5	GR6	GR7	GR8	GR9	GR10	LEA
\$834	\$893	\$929	\$967	\$1005	\$1046	\$1085	\$1130	\$1176	\$1223	\$1271	\$1503

**OPTIONS**

Add upcharge to list price and code to model number

FR	CAL 133 (TB 133) Fire Retardant per yard	\$118	/yd	TT	Two Tone Wood Stains - Benton / Demi	\$99	/seat
MBC	Moisture Barrier Chair	\$84	ea.	RB	Reverse Bubble Cutout - Benton (Not Available on Demi Back)	\$63	/seat
2FO/C	Two Fabric Option	\$67	/seat	UB	Upright Bubble Cutout - Benton (Not Available on Demi Back)	\$63	/seat
ENG	Laser Engraving	\$55	/seat	VB	Vertical Bubble Cutout - Benton / Demi	\$63	/seat

DIMENSIONS	Chair Base
Height:	18", 24", 30"
Qty./Wt.:	1 ea./40 lbs.



COLUMN BASE WITH  
NO FOOT RIGN



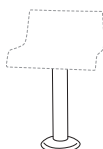
COLUMN BASE WITH  
FOOT RIGN



**MODEL / DESCRIPTION / LIST PRICING / FOR COLUMN BASE ONLY**

**ALL FLOOR MOUNT**

**Chair Column Base**



**BAR/18** 18" Chair Height Seat base

18" base  
\$563

**BAR/24** 24" Counter Height Seat base w/ footrest

24" base  
\$944

**BAR/30** 30" Bar Height Seat base w/ footrest

30" base  
\$990

HIGH PRESSURE  
LAMINATES  
**LPS**  
available on Benton

**BENTON**

Benton chairs feature a one piece wood shell. Steel frames are available in polished chrome in café & stool heights. Benton Shells are available in LPS, laminate covered shell (minimum order required).



SOLID BACK CHAIR



DEMI BACK BAR  
STOOL



BAR STOOL

**ORDERING INFORMATION**

**To Order Please Specify:**

- 1) Series Name
- 2) Model Number
- 3) Quantity
- 4) Wood Stain Finish Color
- 5) Optional Frame Color
- 6) Fabric Grade & Number
- 7) Back Cutout Design Option
- 8) Optional Items
- 9) **LPS** (Laminate Plywood Seating)

CHAIRS	WEIGHT LIMIT
Metal Legs	350 lbs.

**STANDARD BASE FINISHES**

**4 Leg:** Polished Chrome

**Bar Stool:** Polished Chrome

**OPTIONAL BASE FINISHES**

**4 Leg:** Standard Powder Coat

**Bar Stool:** Standard Powder Coat

**GENERAL SPECIFICATIONS**

**Shell**

- Single 0.5" thick multi-ply Beech wood contoured shell
- Backs are offered with solid back.

**Upholstery**

- Seat insert can be upholstered with choice of fabric, vinyl, crypton, leather or approved COM.

**Frame**


- Fully welded .625" diameter, 13 gauge steel tubing.

**Glides**

- Factory installed self leveling steel glides.

**Stacking**

- Chair and stool design stacks 4 high on the floor.
- Chairs stack 6 high on dolly.



STANDARD SOLID BACK

## OPTIONS

---

- CODE: FR - CAL 133 (TB 133) Fire Retardant
- CODE: MBC - Moisture Barrier Chair
- CODE: SF - Powder Coat Finish
- CODE: CH - Counter Height (24" Seat Height)
- CODE: SH - Specialty Height (22" Lowest Seat Height)
- CODE: BB - Bubble Hand Grip Cutout
- CODE: ENG - Laser Engraving Back Design
- CODE: LPS - Laminate Plywood Seating  
**NOTE: Laminate seats (LPS) requires minimum 15 chair order**  
**NOTE: LPS edge is only available in ERG Natural Maple**



BUBBLE HAND GRIP CUTOUT



FRONT OR BACK

DIMENSIONS	Café Chair
Seat Width:	16.25"
Seat Depth:	15"
Seat Height:	17.5"
Back Height:	32"
Overall Width:	20.5"
Overall Depth:	21"
Qty./Wt. per carton:	4 ea./41 lbs.



BENTON CHAIR  
WITH LPS OPTION

## MODEL / DESCRIPTION / LIST PRICING



### 1350 4-Leg Café Chair

Wood Shell Chair  
\$633



### 1350/SI 4-Leg Café Chair with Upholstered Seat Insert

COM Yardage: 0.75 Yard

COM	GR1	GR2	GR3	GR4	GR5	GR6	GR7	GR8	GR9	GR10	LEA
\$770	\$828	\$857	\$892	\$928	\$966	\$1005	\$1045	\$1085	\$1128	\$1173	\$1389

## OPTIONS

Add upcharge to list price and code to model number

FR	CAL 133 (TB 133) Fire Retardant - Per Yard	\$118	/yd.
MBC	Moisture Barrier Chair	\$84	ea.
BB	Bubble Hand Grip Cutout	\$99	

ENG	Laser Engraving Design*	\$111	
LPS	Laminate Plywood Seating**	Call	
SF	Powder Coat Finish	\$63	

\*One time setup fee of \$321. Minimum 12 chairs (of same design and series)

\*\*Laminate seats (LPS) requires minimum 15 chair order



DIMENSIONS	Demi Back Stool	Tall Back Stool
Seat Width:	16.25"	16.25"
Seat Depth:	15"	15"
Seat Height:	30"	30"
Back Height:	36"	45"
Overall Width:	20"	20"
Overall Depth:	20"	20"
Qty./Wt. per carton:	3 ea./41 lbs.	3 ea./50 lbs.



FULL BACK BAR STOOL

**MODEL / DESCRIPTION / LIST PRICING**

**1354 Demi Back Bar Stool**

 Wood Shell Stool  
 \$904

**1354/SI Demi Back Stool with Upholstered Seat Insert**

COM Yardage: .75 Yard

COM	GR1	GR2	GR3	GR4	GR5	GR6	GR7	GR8	GR9	GR10	LEA
\$1034	\$1107	\$1150	\$1196	\$1243	\$1294	\$1346	\$1400	\$1455	\$1512	\$1574	\$1859


**1352 Tall Back Bar Stool**

 Wood Shell Stool  
 \$800

**1352/SI Tall Back Bar Stool with Upholstered Seat Insert**

COM Yardage: .75 Yard

COM	GR1	GR2	GR3	GR4	GR5	GR6	GR7	GR8	GR9	GR10	LEA
\$938	\$1005	\$1045	\$1085	\$1128	\$1173	\$1218	\$1269	\$1321	\$1372	\$1431	\$1687

**OPTIONS**

Add upcharge to list price and code to model number

FR	CAL 133 (TB 133) Fire Retardant - Per Yard	\$118	/yd	LPS	Laminate Plywood Seating**	Call	
MBC	Moisture Barrier Chair	\$84	ea.	SF	Powder Coat Finish (Stool)	\$76	
BB	Bubble Hand Grip Cutout	\$99		CH	Counter Height (24" seat height)	\$37	
ENG	Laser Engraving Design*	\$111		SH	Specialty Height (22" Lowest Seat Height)	\$37	

\*One time setup fee of \$321. Minimum 12 chairs (of same design and series)

\*\*Laminate seats (LPS) requires minimum 15 chair order

### BENTON JR. CHAIR

ERG's Children's furniture series includes Benton Junior, a one piece wood shell chair, available in many colorful wood stain colors or LPS (laminated).



BENTON JUNIOR CHAIRS

### ORDERING INFORMATION

**To Order Please Specify:**

- |                 |                                           |
|-----------------|-------------------------------------------|
| 1) Series Name  | 4) Wood Stain Finish Color                |
| 2) Model Number | 5) Frame Color                            |
| 3) Quantity     | 6) <b>LPS</b> (Laminated Plywood Seating) |

### STANDARD BASE FINISHES

**4 Leg:** Standard Powder Coat

### GENERAL SPECIFICATIONS

**Shell**

Benton Jr. chairs have a single piece contoured wood shell made of 1/2" thick, multiply Beech wood veneer. Backs are standard with hand grip design. Shells are available in all standard wood stain colors. For LPS, please call customer service for a quotation.

**Frame**

Benton Jr. chair frames are made of 5/8" diameter, 14 gauge steel tubing with hand brazed welds.

**Glides**

All frames come with factory installed self leveling steel glides.

**Stacking**

Benton Jr. chair design stacks 4 to 6 high on the floor.

### OPTIONS

- **CODE: LPS** - Laminated Plywood Seating (please call for quote - minimum 15)

DIMENSIONS	Benton Junior Wood Chair
Seat Width:	12.5"
Seat Depth:	15.5"
Seat Height:	13.5"
Back Height:	24"
Overall Width:	14"
Overall Depth:	15"
Qty./Wt. per carton:	3 ea./22 lbs.

**POLISHED CHROME FRAME**  
**NOT AVAILABLE**



**HIGH PRESSURE LAMINATES**  
**LPS**  
available on Benton

BENTON JUNIOR WOOD CHAIR WITH LPS

## MODEL / DESCRIPTION / LIST PRICING



**1351** Benton Junior - Children's Wood Chair

Beech wood shell

\$782



BENTON JUNIOR WOOD CHAIR  
AND POST JR. TABLE

## OPTIONS

Add upcharge to list price and code to model number

LPS	Laminate Plywood Seating - Minimum 15	Call for Quote
-----	---------------------------------------	----------------

**BETA**

The Beta collection of conference tables are a substantial look with its cylinder base style, but also offers a panel leg base for a more modern view. With this collection of a mix of old and new, it offers a creative way to give your meeting room table concealed shelter for all wire management needs below, while providing the latest technology where its needed.



ROUND



RACETRACK TOP



ALMOST SQUARE TOP WITH OPTIONAL  
PANEL BASE LEGS

## ORDERING INFORMATION

- |                             |                              |
|-----------------------------|------------------------------|
| 1) Series Name              | 6) Edge Style Code and Color |
| 2) Model Number             | 7) Wood Species              |
| 3) Size                     | 8) Wood Stain Color          |
| 4) Quantity                 | 9) Options                   |
| 5) Laminate Selection & No. |                              |

## BASE SPECIFICATIONS

### Please Note

For BETA SERIES tables, round cylinder and panel bases will be finished in laminate only.

### Cylinder Base

The BETA base is constructed of high grade particle board and premium frame alder. The diameter is either 18", 20" or 24" diameter cylinder, depending on top size. Base cylinders are completely enclosed and laminated on side. Beta base is shipped K-D.

**NO WOOD SCREWS ARE USED**

- For tables over 72" in length, two heavy duty steel Anti-Sag Bars are provided.
- All tables are completely assembled to be sure of fit prior to being knocked down for shipping.
- All tables are bubble packed, cartoned and wood crated to assure safe delivery.

## TABLE TOP SPECIFICATIONS

### Table Tops

Table top core is CARB Phase I & Phase II Complaint. Laminate, wood veneer and phenolic backing are glued with water based adhesives.

## COLOR / EDGE SELECTIONS

### Laminate/Veneer Selections

ERG offers over 1000 standard laminate choices from Nevamar, Wilsonart, Formica and Pionite. Wood veneer is available in transparent stain colors - custom stain matching available for an upcharge.

## OPTIONS

- CODE: P2L - Two Laminate Colors
- CODE: PBL - Panel Base Legs
- CODE: MD - Magnetic Door
- CODE: AHL - Access Hole - Laminate
- CODE: CBT - Boat table top
- CODE: CAT - Almost Rectangle Table Top
- CODE: RAD - 3" Radius Corners for 3MM Edge


 BETA BOAT TOP  
WITH CYLINDER BASES

**MODEL / DESCRIPTION / LIST PRICING**
**BETA | CONFERENCE | ROUND**


ROUND

Model Number	Table Top Size	Base Spread	Table Height	Shpg. Wght	LAMINATE TOP ASSORTED EDGES								VENEER TOP	
					GRP 1	GRP 2	GRP 3	GRP 4	GRP 5	GRP 6	GRP 7	GRP 8	GRP 9	
BE36D	36" Dia.	18D	29"	89	\$1798	\$1840	\$2091	\$2361	\$2378	\$2618	\$2912	\$5247	\$6668	
BE42D	42" Dia.	18D	29"	93	\$1909	\$1958	\$2255	\$2601	\$2618	\$2918	\$3274	\$5692	\$7122	
BE48D	48" Dia.	24D	29"	118	\$2033	\$2088	\$2434	\$2872	\$2889	\$3245	\$3676	\$6184	\$7625	
BE54D	54" Dia.	24D	29"	149	\$2658	\$2752	\$3293	\$4071	\$4088	\$4691	\$5407	\$8494	\$10125	
BE60D	60" Dia.	24D	29"	171	\$2868	\$2982	\$3604	\$4544	\$4561	\$5266	\$6109	\$9355	\$11002	

**BETA | CONFERENCE | RECTANGLE**


RECTANGLE

Model Number	Table Top Size	Cyl. Base Spread	Panel Base Spread	Table Height	Shpg. Wght	LAMINATE TOP ASSORTED EDGES								VENEER TOP	
						GRP1	GRP2	GRP3	GRP4	GRP5	GRP6	GRP7	GRP8	GRP9	
BE4272	42X72	2-18D	2-6"x18"	29"	129	\$3609	\$3719	\$4366	\$5240	\$5257	\$5945	\$6766	\$11153	\$13610	
BE4284	42X84	2-18D	2-6"x18"	29"	144	\$3776	\$3902	\$4617	\$5612	\$5629	\$6400	\$7325	\$11836	\$14306	
BE4296	42X96	2-18D	2-6"x18"	29"	160	\$3947	\$4083	\$4860	\$5983	\$6000	\$6853	\$7881	\$12516	\$15001	
BE4872	48X72	2-18D	2-6"x24"	29"	142	\$3728	\$3844	\$4539	\$5501	\$5518	\$6260	\$7156	\$11628	\$14096	
BE4884	48X84	2-24D	2-6"x24"	29"	160	\$4071	\$4205	\$4981	\$6078	\$6095	\$6939	\$7953	\$12789	\$15426	
BE4896	48X96	2-24D	2-6"x24"	29"	178	\$4249	\$4400	\$5248	\$6478	\$6495	\$7431	\$8552	\$13524	\$16176	
BE48108*	48X108	2-24D	3-6"x24"	29"	196	\$4864	\$5027	\$5970	\$7309	\$7326	\$8352	\$9585	\$15342	\$18459	
BE48120*	48X120	2-24D	3-6"x24"	29"	214	\$5048	\$5223	\$6235	\$7710	\$7727	\$8846	\$10184	\$16079	\$19210	
BE48144*	48X144	3-24D	3-6"x24"	29"	250	\$5694	\$5901	\$7070	\$8793	\$8809	\$10108	\$11665	\$18257	\$21722	
BE48168*	48X168	3-24D	3-6"x24"	29"	286	\$6299	\$6555	\$7959	\$10124	\$10141	\$11741	\$13659	\$20707	\$24222	
BE48192*	48X192	3-24D	3-6"x24"	29"	394	\$10387	\$10694	\$12518	\$14975	\$14992	\$16910	\$19212	\$31913	\$39104	
BE6096	60X96	2-24D	2-6"x30"	29"	214	\$4573	\$4745	\$5719	\$7182	\$7199	\$8298	\$9611	\$14826	\$17501	
BE60108*	60X108	2-24D	3-6"x30"	29"	237	\$5293	\$5491	\$6599	\$8254	\$8270	\$9513	\$10997	\$17078	\$20230	
BE60120*	60X120	2-24D	3-6"x30"	29"	259	\$5502	\$5716	\$6905	\$8711	\$8728	\$10074	\$11688	\$17921	\$21090	
BE60144*	60X144	3-24D	3-6"x30"	29"	304	\$6390	\$6648	\$8063	\$10238	\$10255	\$11867	\$13800	\$20971	\$24562	

\* Asterisk after model number indicates 2 piece tops with center seam for tables over 96" and longer

**OPTIONS**

Add upcharge to list price and code to model number

P2L	Two Laminate Colors	\$327	per table	CBT	Boat table top - add to rectangle top price	add 25%	per top
MD	Magnetic Door	\$406	per base	RAD	3" Radius Corners for 3MM Edge	\$262	per table
AH-L	Access Hole - Laminate	\$73	ea.	CAT	Almost Rectangle table top	add 25%	per top
PBL	Panel Base Legs	\$118	per base				



BETA RACETRACK TOP  
WITH CYLINDER BASES

## MODEL / DESCRIPTION / LIST PRICING

### BETA | CONFERENCE | RACETRACK



Model Number	Table Top Size	Cyl. Base Spread	Panel Base Spread	Table Height	Shpg. Wght	LAMINATE TOP ASSORTED EDGES								VENEER TOP	
						GRP 1	GRP 2	GRP 3	GRP 4	GRP 5	GRP 6	GRP 7	GRP 8	GRP 9	
BE4272RT	42 X 72	2-18D	2-6"x18"	29"	207	\$3936	\$4074	\$4848	\$5960	\$5977	\$6826	\$7846	\$12476	\$14960	
BE4284RT	42 X 84	2-18D	2-6"x18"	29"	234	\$4104	\$4252	\$5094	\$6329	\$6346	\$7283	\$8403	\$13157	\$15656	
BE4296RT	42 X 96	2-18D	2-6"x18"	29"	262	\$4274	\$4438	\$5343	\$6701	\$6718	\$7735	\$8959	\$13841	\$16351	
BE4872RT	48 X 72	2-18D	2-6"x24"	29"	220	\$4054	\$4200	\$5019	\$6218	\$6235	\$7143	\$8234	\$12952	\$15446	
BE4884RT	48 X 84	2-24D	2-6"x24"	29"	250	\$4397	\$4558	\$5462	\$6799	\$6816	\$7824	\$9032	\$14114	\$16776	
BE4896RT	48 X 96	2-24D	2-6"x24"	29"	280	\$4674	\$4860	\$5874	\$7412	\$7429	\$8577	\$9955	\$15244	\$17930	
BE48108RT*	48 X 108	2-24D	3-6"x24"	29"	310	\$5255	\$5449	\$6546	\$8171	\$8188	\$9412	\$10877	\$16927	\$20078	
BE48120RT*	48 X 120	2-24D	3-6"x24"	29"	340	\$5436	\$5650	\$6815	\$8572	\$8589	\$9902	\$11479	\$17663	\$20829	
BE48144RT*	48 X 144	3-24D	3-6"x24"	29"	400	\$6087	\$6326	\$7647	\$9657	\$9674	\$11163	\$12957	\$19847	\$23342	
BE48168RT*	48 X 168	3-24D	3-6"x24"	29"	460	\$6648	\$6807	\$7981	\$10606	\$10623	\$13007	\$14596	\$21968	\$27247	
BE48192RT**	48 X 192	3-24D	3-6"x24"	29"	520	\$10556	\$11077	\$12726	\$15406	\$15423	\$17859	\$19596	\$32389	\$41465	
BE6096RT	60 X 96	2-24D	2-6"x30"	29"	316	\$4965	\$5172	\$6296	\$8046	\$8063	\$9355	\$10907	\$16412	\$19121	
BE60108RT*	60 X 108	2-24D	3-6"x30"	29"	351	\$5685	\$5913	\$7177	\$9118	\$9135	\$10569	\$12293	\$18666	\$21849	
BE60120RT*	60 X 120	2-24D	3-6"x30"	29"	385	\$5830	\$6069	\$7386	\$9430	\$9447	\$10955	\$12764	\$19242	\$22440	
BE60144RT*	60 X 144	3-24D	3-6"x30"	29"	454	\$7290	\$7620	\$9384	\$12216	\$12233	\$14292	\$16767	\$24609	\$28273	

\* Asterisk after model number indicates 2 piece tops with center seam for tables over 96" and longer

## OPTIONS

Add upcharge to list price and code to model number

P2L	Two Laminate Colors	\$327	per table	CBT	Boat table top - add to rectangle top price	add 25%	per top
MD	Magnetic Door	\$406	per base	RAD	3" Radius Corners for 3MM Edge	\$262	per table
AH-L	Access Hole - Laminate	\$73	ea.	CAT	Almost Rectangle table top	add 25%	per top
PBL	Panel Base Legs	\$118	per base				



**BRANDON**

The Brandon collection is a classic column style that offers a comprehensive line of café, training and conference tables. It is accompanied with a trapezoid and half round shape, to construct larger tables with our typical shapes, while allowing for adaptability to move them apart into smaller worktables. This look is a perfect fit for any dining space, learning space or meeting room with a variety of base options.



ROUND CAFÉ TABLE



CAFÉ TABLE SHOWN WITH  
5-COLUMN BASE



TRAINING TABLE



CONFERENCE TABLE SHOWN  
WITH TT-BASE

**ORDERING INFORMATION**

- |                            |                               |
|----------------------------|-------------------------------|
| 1) Series Name             | 6) Laminate Selection and No. |
| 2) Model Number            | 7) Edge Style Code and Color  |
| 3) Size                    | 8) Wood Species               |
| 4) Quantity                | 9) Wood Stain Color           |
| 5) Powder Coat Frame Color | 10) Optional Items            |

**BASE SPECIFICATIONS**

**X-Base Details:**

**Column:** 3" round 14 gauge steel tubing welded to base and top plate

**Base:** 1" x 2" 14 gauge steel tubing – 22", 26", 32" or 38" X spreads

**Plate:** 10" x 10" square, 12" X 12" square, 14" X 14" square, 24" x 24" square

**5-Column X-Base Details:**

**Center Column:** 3" round 14 gauge steel tubing

**Outside Column:** 2" round 14 gauge steel tubing

**Base:** 2" 14 gauge round steel tubing – 36" base spread

**Plate:** 24" x 24" square

**T-Base Details:**

**Column:** 2" round 14 gauge

**Base:** 2" round 14 gauge – 16", 22" and 26" spreads

**Plates:** 6" x 8" or 8" x 8" square 12-gauge stamped steel, 5" x 5" 12-gauge stamped steel (Flip-Top or Folding)

**Conference Base Details:**

**Column:** 2" round 14 gauge

**Base:** 2" round 14 gauge – 36" spread

**Plates:** 12-gauge stamped steel

**Glides:** Adjustable steel glides

**Assembly:** Top plate is welded to the vertical column and the vertical column is welded to the horizontal base. No tie rod assembly. Base mounts to tabletop with ¼-20 x 1" machine screws into metal inserts in top. Stretcher steel bars are used on tops over 66" long.

**STANDARD BASE FINISHES**

**X-Base:** Standard Powder Coat

**5-Column X-Base:** Standard Powder Coat

**T-Base:** Standard Powder Coat

**Conference Base:** Standard Powder Coat

**TABLE TOP SPECIFICATIONS**

**Table Tops**

Table top core is CARB Phase I & Phase II Compliant. Laminate, wood veneer and phenolic backing are glued with water based adhesives.

**Ultra-Lightweight Table Tops**

Ultra-lightweight tables have an exceptionally strong manufactured MDF top made from 100% recovered and recycled wood fiber with at least 25% post-industrial recycled fiber; the balance consisting of recovered waste fiber. Ultra-light tables are 18% lighter than standard tables.

**COLORS / EDGE SELECTIONS**

**Laminate/Veneer Selections**

ERG offers over 1000 standard laminate choices from Nevamar, Wilsonart, Formica and Pionite. Wood veneer is available in transparent stain colors - custom stain matching available for an upcharge.

**Edge Selections**

ERG offers a wide variety of table top edge materials including PVC, wood, aluminum and resin/urethane.

Special Edge Note: When ganging or butting tables together, ERG recommends using 3MM flat edge or flat wood edge. Square tables using **T-MOLD** edge will have a 3" radius on all corners.

**Note:** When ordering modesty panel, table and panel must have 3MM edge.



GLIDE DETAIL

## OPTIONS

- CODE: FLIP-X - Flip Top per X-base
- CODE: FLIP-T - Flip Top for two T-legs
- CODE: FOLD - Lightweight Folding Leg Mechanism per table
- CODE: ASB - Anti-Sag Bar for tables under 72"
- CODE: RP - Painted Foot-ring for bar height
- CODE: STH - Special Table Height (other than 29" or 42")
- CODE: LC1 - Low Profile Casters per leg
- CODE: GD3 - Flat Ganging Device for Café & Training Tables
- CODE: CAS3 - 3" Locking Casters - Black
- CODE: RAD - 3" Radius Corners for 3MM Edge
- CODE: SLG - Self-Leveling Glide
- CODE: CRT - Racetrack table top
- CODE: COT - Oval table top
- CODE: CBT - Boat table top
- CODE: CAT - Almost Rectangle Table Top



FLIP TOP WITH X-BASE  
ON CASTERS



FLIP TOP FOR TWO T-LEGS



PAINTED FOOT RING  
FOR BAR HEIGHT



LOW PROFILE CASTERS



3" MOBILE CASTERS



SELF-LEVELING GLIDE

### Notes:

#### Flip-Top Mechanism

Durable all-steel construction with a spring-loaded release handle and a safety catch to maintain flipped-up position.

#### Folding Mechanism

Nylon injection molded housing, cast aluminum pivot and metal locking slider. Rigid, taper locking design is activated by single lever that also locks in folded position.



SQUARE CAFÉ TABLE

**MODEL / DESCRIPTION / LIST PRICING**
**BRANDON | CAFÉ | ROUND**


ROUND

Model Number	Table Top Size	Base Spread	Table Height	Shpg. Wght.	LAMINATE TOP ASSORTED EDGES							VENEER TOP	
					GRP 1	GRP 2	GRP 3	GRP 4	GRP 5	GRP 6	GRP 7	GRP 8	GRP 9
BR24D	24" Dia.	22"- X	29"	32	\$721	\$736	\$808	\$992	\$1009	\$1144	\$1305	\$1766	\$1982
BR30D	30" Dia.	26"- X	29"	43	\$825	\$845	\$944	\$1202	\$1219	\$1398	\$1608	\$2079	\$2275
BR36D	36" Dia.	32"- X	29"	53	\$980	\$1001	\$1124	\$1440	\$1457	\$1670	\$1929	\$2474	\$2698
BR42D	42" Dia.	32"- X	29"	72	\$1155	\$1187	\$1348	\$1770	\$1787	\$2068	\$2401	\$2980	\$3184
BR48D	48" Dia.	38"- X	29"	86	\$1329	\$1366	\$1564	\$2081	\$2098	\$2436	\$2842	\$3467	\$3661

**BRANDON | CAFÉ | SQUARE**


SQUARE

Model Number	Table Top Size	Base Spread	Table Height	Shpg. Wght.	LAMINATE TOP ASSORTED EDGES							VENEER TOP	
					GRP 1	GRP 2	GRP 3	GRP 4	GRP 5	GRP 6	GRP 7	GRP 8	GRP 9
BR24S	24" Sq.	22"- X	29"	40	\$683	\$698	\$773	\$968	\$985	\$1125	\$1293	\$1700	\$1877
BR2430S	24x30 Sq.	22"- X	29"	49	\$735	\$754	\$845	\$1077	\$1094	\$1258	\$1452	\$1859	\$2020
BR30S	30" Sq.	26"- X	29"	54	\$780	\$796	\$897	\$1156	\$1173	\$1351	\$1563	\$1980	\$2140
BR36S	36" Sq.	32"- X	29"	67	\$984	\$1010	\$1138	\$1461	\$1478	\$1701	\$1964	\$2505	\$2718
BR42S	42" Sq.	38"- X	29"	90	\$1210	\$1240	\$1398	\$1818	\$1835	\$2113	\$2448	\$3086	\$3327

**BRANDON | CAFÉ | RECTANGLE**


RECTANGLE

Model Number	Table Top Size	Base Spread	Table Height	Shpg. Wght.	LAMINATE TOP ASSORTED EDGES							VENEER TOP	
					GRP 1	GRP 2	GRP 3	GRP 4	GRP 5	GRP 6	GRP 7	GRP 8	GRP 9
BR2448	24x48 Sq.	2-22"- T	29"	70	\$852	\$875	\$994	\$1310	\$1327	\$1536	\$1784	\$2205	\$2349
BR2460	24x60 Sq.	2-22"- T	29"	79	\$905	\$931	\$1069	\$1423	\$1440	\$1671	\$1954	\$2371	\$2497
BR3048	30x48 Sq.	2-22"- T	29"	79	\$913	\$939	\$1076	\$1433	\$1450	\$1690	\$1974	\$2391	\$2513
BR3060	30x60 Sq.	2-22"- T	29"	90	\$976	\$1007	\$1167	\$1573	\$1590	\$1858	\$2176	\$2590	\$2695

Note: Fliptop X- base tables with casters in bar &amp; counter height max 36" D or 36" S

**OPTIONS**

Add upcharge to list price and code to model number

FLIP-X	Flip-Top per X-base (up to 42" top maximum)	\$203	per table	LC1	Low Profile Casters	\$177	per leg
FLIP-T	Flip-Top for two T-legs	\$468	per table	GD3	Flat Ganging Device for Café & Training Tables	\$137	per pair
FOLD	Lightweight Folding Leg Mechanism	\$390	per table	ASB	Anti-Sag Bar for tables under 72"	\$105	per table
STH	Special Table Height (other than 29" or 42")	\$197	per leg	RAD	3" Radius Corners for 3MM Edge	\$262	per table
CAS3	3" Locking Casters - Black	\$34	ea.	SLG	Self-Leveling Glide	\$11	per glide



ROUND BAR HEIGHT TABLE

**MODEL / DESCRIPTION / LIST PRICING**
**BRANDON | BAR HEIGHT | ROUND**


ROUND

Model Number	Table Top Size	Base Spread	Table Height	Shpg. Wght.	LAMINATE TOP ASSORTED EDGES								VENEER TOP	
					GRP 1	GRP 2	GRP 3	GRP 4	GRP 5	GRP 6	GRP 7	GRP 8	GRP 9	
BRH24D	24" Dia.	22"- X	42"	40	\$1027	\$1042	\$1104	\$1274	\$1290	\$1425	\$1585	\$2387	\$2820	
BRH30D	30" Dia.	26"- X	42"	94	\$1103	\$1124	\$1212	\$1457	\$1474	\$1651	\$1863	\$2641	\$3036	
BRH36D	36" Dia.	32"- X	42"	63	\$1259	\$1280	\$1393	\$1695	\$1712	\$1927	\$2182	\$3039	\$3457	

**BRANDON | BAR HEIGHT | SQUARE**


SQUARE

Model Number	Table Top Size	Base Spread	Table Height	Shpg. Wght.	LAMINATE TOP ASSORTED EDGES								VENEER TOP	
					GRP 1	GRP 2	GRP 3	GRP 4	GRP 5	GRP 6	GRP 7	GRP 8	GRP 9	
BRH36S	36" Sq.	32"- X	42"	67	\$1306	\$1333	\$1444	\$1759	\$1776	\$1994	\$2260	\$3150	\$3592	

Note: Other bar height sizes available. Call for pricing.

Note: Fliptop X- base tables with casters in bar & counter height max 36" D or 36" S

**OPTIONS**

Add upcharge to list price and code to model number

FLIP-X	Flip-Top per X-base (up to 42" top maximum)	\$203	per table
STH	Special Table Height (other than 29" or 42")	\$197	per leg
RP	Painted Foot-ring for Bar Height	\$145	per base
RC	Polished Chrome Foot-ring for Bar Height	\$183	per base
CAS3	3" Locking Casters - Black	\$34	ea.
LC1	Low Profile Casters	\$177	per leg

GD3	Flat Ganging Device for Café & Training Tables	\$137	per pair
RAD	3" Radius Corners for 3MM Edge	\$262	per table
SLG	Self-Leveling Glide	\$11	per glide


 CAFÉ TABLE  
 SHOWN WITH 5-COLUMN BASE

**MODEL / DESCRIPTION / LIST PRICING**
**BRANDON | 5 COLUMN | ROUND**


ROUND

Model Number	Table Top Size	Base Spread	Table Height	Shpg. Wght.	LAMINATE TOP ASSORTED EDGES							VENEER TOP	
					GRP 1	GRP 2	GRP 3	GRP 4	GRP 5	GRP 6	GRP 7	GRP 8	GRP 9
BR54D	54" Dia.	36"-5COL	29"	101	\$1792	\$1835	\$2055	\$2645	\$2662	\$3056	\$3524	\$4529	\$4937
BR60D	60" Dia.	36"-5COL	29"	118	\$1863	\$1913	\$2178	\$2882	\$2898	\$3355	\$3905	\$4823	\$5137

**BRANDON | 5 COLUMN | SQUARE**


SQUARE

Model Number	Table Top Size	Base Spread	Table Height	Shpg. Wght.	LAMINATE TOP ASSORTED EDGES							VENEER TOP	
					GRP 1	GRP 2	GRP 3	GRP 4	GRP 5	GRP 6	GRP 7	GRP 8	GRP 9
BR48S	48" Sq.	36"-5COL	29"	107	\$1792	\$1835	\$2055	\$2645	\$2662	\$3056	\$3524	\$4529	\$4937
BR54S	54" Sq.	36"-5COL	29"	126	\$1863	\$1913	\$2178	\$2882	\$2898	\$3355	\$3905	\$4823	\$5137
BR60S	60" Sq.	36"-5COL	29"	148	\$2094	\$2152	\$2459	\$3276	\$3293	\$3821	\$4457	\$5447	\$5766

**OPTIONS**

Add upcharge to list price and code to model number

PC5X	Polished Chrome Base - 5 Column	\$275	per base	RAD	3" Radius Corners for 3MM Edge	\$262	per table
STH	Special Table Height (other than 29" or 42")	\$262	per base	SLG	Self-Leveling Glide	\$11	per glide


 TRAINING TABLE SHOWN  
WITH OPTIONAL CASTERS

 Applies to:  
BR2460  
BR2472  
BR3060  
BR3072

**MODEL / DESCRIPTION / LIST PRICING**
**BRANDON | TRAINING | RECTANGLE**

	Model Number	Table Top Size	Base Spread	Table Height	Shpg. Wght.	LAMINATE TOP ASSORTED EDGES							VENEER TOP	
						GRP 1	GRP 2	GRP 3	GRP 4	GRP 5	GRP 6	GRP 7	GRP 8	GRP 9
RECTANGLE	BR1836	18 X 36	2-16"- T	29"	54	\$725	\$741	\$825	\$1041	\$1058	\$1207	\$1390	\$1814	\$1996
	BR1848	18 X 48	2-16"- T	29"	61	\$766	\$785	\$883	\$1131	\$1148	\$1316	\$1522	\$1947	\$2115
	BR1860	18 X 60	2-16"- T	29"	68	\$811	\$833	\$940	\$1219	\$1236	\$1427	\$1657	\$2074	\$2233
	BR1872	18 X 72	2-16"- T	29"	75	\$996	\$1015	\$1133	\$1438	\$1455	\$1664	\$1915	\$2488	\$2731
	BR1884	18 X 84	2-16"- T	29"	81	\$1062	\$1090	\$1226	\$1585	\$1602	\$1845	\$2135	\$2706	\$2927
	BR1896	18 X 96	2-16"- T	29"	88	\$1140	\$1168	\$1319	\$1707	\$1724	\$1987	\$2298	\$2906	\$3141
	BR2436	24 X 36	2-22"- T	29"	61	\$797	\$819	\$924	\$1192	\$1209	\$1396	\$1618	\$2040	\$2201
	BR2448	24 X 48	2-22"- T	29"	70	\$852	\$875	\$994	\$1310	\$1327	\$1536	\$1784	\$2205	\$2349
	BR2460	24 X 60	2-22"- T	29"	79	\$905	\$931	\$1069	\$1423	\$1440	\$1671	\$1954	\$2371	\$2497
	BR2472	24 X 72	2-22"- T	29"	88	\$1098	\$1128	\$1277	\$1663	\$1680	\$1938	\$2249	\$2819	\$3026
	BR2484	24 X 84	2-22"- T	29"	97	\$1182	\$1215	\$1384	\$1834	\$1851	\$2148	\$2505	\$3070	\$3256
	BR2496	24 X 96	2-22"- T	29"	106	\$1270	\$1305	\$1493	\$1984	\$2001	\$2320	\$2705	\$3306	\$3497
	BR3036	30 X 36	2-22"- T	29"	68	\$848	\$871	\$990	\$1297	\$1314	\$1522	\$1767	\$2188	\$2333
	BR3048	30 X 48	2-22"- T	29"	79	\$913	\$939	\$1076	\$1433	\$1450	\$1690	\$1974	\$2391	\$2513
	BR3060	30 X 60	2-22"- T	29"	90	\$976	\$1007	\$1167	\$1573	\$1590	\$1858	\$2176	\$2590	\$2695
	BR3072	30 X 72	2-22"- T	29"	102	\$1182	\$1216	\$1385	\$1840	\$1857	\$2150	\$2507	\$3071	\$3257
	BR3084	30 X 84	2-22"- T	29"	113	\$1274	\$1313	\$1514	\$2035	\$2052	\$2391	\$2797	\$3359	\$3515
	BR3096	30 X 96	2-22"- T	29"	124	\$1376	\$1415	\$1634	\$2204	\$2220	\$2589	\$3034	\$3630	\$3793
	BR3648	36 X 48	2-26"- T	29"	88	\$984	\$1015	\$1176	\$1590	\$1607	\$1877	\$2204	\$2617	\$2721
	BR3660	36 X 60	2-26"- T	29"	102	\$1062	\$1097	\$1281	\$1753	\$1770	\$2072	\$2442	\$2853	\$2931
	BR3672	36 X 72	2-26"- T	29"	115	\$1278	\$1314	\$1518	\$2042	\$2059	\$2399	\$2807	\$3372	\$3524
	BR3684	36 X 84	2-26"- T	29"	129	\$1385	\$1424	\$1660	\$2262	\$2279	\$2669	\$3132	\$3691	\$3815
	BR3696	36 X 96	2-26"- T	29"	142	\$1494	\$1540	\$1796	\$2454	\$2471	\$2896	\$3404	\$3997	\$4122

**Note:** Fliptop tables with casters in counter & bar height available in depth ranges 24"-36" only

Max Length up 72" - Not available with C-legs

All training tables that are 18" deep with flip and casters options, cannot be specified with modesty panels.

**OPTIONS**

Add upcharge to list price and code to model number

FLIP-T	Flip-Top for two T-legs	\$468	per table
FOLD	Lightweight Folding Leg Mechanism	\$390	per table
STH	Special Table Height (other than 29" or 42")	\$197	per leg
CAS3	3" Locking Casters - Black (2 Casters per T-leg)	\$34	ea.
LC1	Low Profile Casters	\$177	per leg

GD3	Flat Ganging Device for Café & Training Tables	\$137	per pair
ASB	Anti-Sag Bar for tables under 72"	\$105	per table
RAD	3" Radius Corners for 3MM Edge	\$262	per table
SLG	Self-Leveling Glide	\$11	per glide




 TRAPEZOID TRAINING TABLE  
SHOWN WITH T-BASE

**MODEL / DESCRIPTION / LIST PRICING**
**BRANDON | TRAINING | TRAPEZOID**

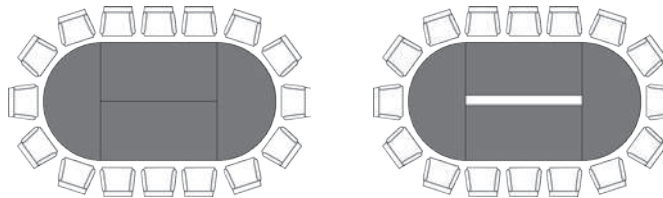

TRAPEZOID

Model Number	Table Top Size	Base Spread	Table Height	Shpg. Wght.	LAMINATE TOP ASSORTED EDGES							VENEER TOP	
					GRP 1	GRP 2	GRP 3	GRP 4	GRP 5	GRP 6	GRP 7	GRP 8	GRP 9
BT2448	24 x 48	2-22"- T	29"	70	\$1097	\$1188	\$1356	\$1782	\$1799	\$2116	\$2497	\$2932	\$3028
BT2460	24 x 60	2-22"- T	29"	79	\$1235	\$1328	\$1492	\$1910	\$1927	\$2241	\$2623	\$3209	\$3408
BT3060	30 x 60	2-22"- T	29"	90	\$1295	\$1396	\$1574	\$2035	\$2052	\$2396	\$2810	\$3396	\$3575
BT3672	36 x 72	2-26"- T	29"	115	\$1523	\$1651	\$1897	\$2526	\$2543	\$2999	\$3550	\$4108	\$4201

**BRANDON | TRAINING | SECTIONAL | HALF ROUND**


HALF ROUND

Model Number	Table Top Size	Base Spread	Table Height	Shpg. Wght.	LAMINATE TOP ASSORTED EDGES							VENEER TOP	
					GRP 1	GRP 2	GRP 3	GRP 4	GRP 5	GRP 6	GRP 7	GRP 8	GRP 9
BHR2448	24 X 48	2-16"- T	29"	70	\$1301	\$1366	\$1566	\$2070	\$2087	\$2458	\$2905	\$3385	\$3485
BHR3060	30 X 60	2-22"- T	29"	90	\$1457	\$1532	\$1776	\$2382	\$2399	\$2841	\$3372	\$3845	\$3900
BHR3672	36 X 72	2-22"- T	29"	115	\$1767	\$1865	\$2178	\$2963	\$2980	\$3547	\$4226	\$4729	\$4838



SAMPLE CONFIGURATIONS

**Note:** Fliptop tables with casters in counter & bar height available in depth ranges 24"-36" only  
Max Length up 72"  
All training tables that are 18" deep with flip and casters options, cannot be specified with modesty panels.

**OPTIONS**

Add upcharge to list price and code to model number

FLIP-T	Flip-Top for two T-legs	\$468	per table
FOLD	Lightweight Folding Leg Mechanism	\$390	per table
STH	Special Table Height (other than 29" or 42")	\$197	per leg
CAS3	3" Locking Casters - Black (2 Casters per T-leg)	\$34	ea.

LC1	Low Profile Casters	\$177	per leg
GD3	Flat Ganging Device for Café & Training Tables	\$137	per pair
ASB	Anti-Sag Bar for tables under 72"	\$105	per table
SLG	Self-Leveling Glide	\$11	per glide


 CONFERENCE TABLE  
 SHOWN WITH TT-BASE

**MODEL / DESCRIPTION / LIST PRICING**
**BRANDON | CONFERENCE | RECTANGLE**

RECTANGLE

Model Number	TableTop Size	Base Spread	Table Height	Shpg. Wght.	LAMINATE TOP ASSORTED EDGES								VENEER TOP	
					GRP1	GRP2	GRP3	GRP4	GRP5	GRP6	GRP7	GRP8	GRP9	
BC4272	42X72	2-36TT	29"	129	\$2446	\$2513	\$2863	\$3799	\$3816	\$4423	\$5148	\$6344	\$6743	
BC4284	42X84	2-36TT	29"	144	\$2576	\$2649	\$3023	\$4028	\$4045	\$4694	\$5469	\$6701	\$7099	
BC4296	42X96	2-36TT	29"	160	\$2667	\$2743	\$3150	\$4223	\$4240	\$4931	\$5758	\$6986	\$7355	
BC4872	48X72	2-36TT	29"	142	\$2526	\$2592	\$2966	\$3957	\$3974	\$4618	\$5384	\$6574	\$6953	
BC4884	48X84	2-36TT	29"	160	\$2883	\$2958	\$3356	\$4415	\$4432	\$5119	\$5947	\$7415	\$7942	
BC4896	48X96	2-36TT	29"	178	\$2988	\$3068	\$3495	\$4638	\$4654	\$5390	\$6273	\$7736	\$8232	
BC48108*	48X108	3-36TT	29"	196	\$3240	\$3324	\$3778	\$4990	\$5007	\$5790	\$6729	\$8354	\$8922	
BC48120*	48X120	3-36TT	29"	214	\$3341	\$3433	\$3918	\$5212	\$5229	\$6058	\$7057	\$8674	\$9211	
BC48144*	48X144	3-36TT	29"	250	\$4065	\$4163	\$4694	\$6122	\$6139	\$7065	\$8179	\$10353	\$11192	
BC6096	60X96	2-36TT	29"	214	\$3480	\$3570	\$4048	\$5327	\$5344	\$6170	\$7164	\$8944	\$9587	
BC60108*	60X108	3-36TT	29"	237	\$3682	\$3778	\$4289	\$5665	\$5682	\$6566	\$7630	\$9486	\$10141	
BC60120*	60X120	3-36TT	29"	259	\$3918	\$4023	\$4569	\$6035	\$6052	\$6995	\$8131	\$10102	\$10798	
BC60144*	60X144	3-36TT	29"	304	\$4871	\$4987	\$5583	\$7212	\$7229	\$8292	\$9568	\$12297	\$13411	

\* Asterisk after model number indicates 2+ pieces tops with center seam for tables over 96"

**OPTIONS**

Add upcharge to list price and code to model number

PCTT	Polished Chrome Base - TT	\$208	per base	CAT	Almost Rectangle table top	add 25%	per top
GD3	Flat Ganging Device for Café & Training Tables	\$137	per pair	STH	Special Table Height (other than 29" or 42")	\$229	per base
CRT	Racetrack table top - add to rectangle top price	add 20%	per top	RAD	3" Radius Corners for 3MM Edge	\$262	per table
COT	Oval table top - add to rectangle top price	add 20%	per top	SLG	Self-Leveling Glide	\$11	per glide
CBT	Boat table top - add to rectangle top price	add 25%	per top				

## BRENTWOOD

The Brentwood tables have an elegant design, incorporating angled tapered wood legs. This dynamic look comes standard with a robust steel apron that wraps around under the tabletop as well as connecting the wood legs, providing both substantial support and adds an appealing design. Available in a café height and bar height, which comes standard with a steel foot rail for comfort and stability. A perfect choice for café, meeting areas or other breakout spaces where gathering takes place.



36 X 96" RECTANGLE MEETING TABLE



42 X 84" RECTANGLE BAR HEIGHT TABLE

### ORDERING INFORMATION

- |                    |                               |
|--------------------|-------------------------------|
| 1) Series Name     | 6) Apron/Footrail Finish      |
| 2) Model Number    | 7) Laminate Selection and No. |
| 3) Size            | 8) Edge Style Code and Color  |
| 4) Quantity        | 9) Optional Items             |
| 5) Wood Leg Finish |                               |

### BASE SPECIFICATIONS

**Wood Legs:** The leg is made out of Beech hardwood that is 2.38" wide at the top and tapers down to 1.75" w at the bottom.

**Metal Apron/Footrail:** The apron is a 2" x 1" steel tube that runs along the top of the legs for added support and design. The footrail is standard with the bar height, and will be powder coated the same finish as the apron.

**Glides:** Nylon Tap-On

**Assembly:** Brentwood features a completely welded one piece apron. Legs mounts to tabletop with 1/4-20 x 1" machine screws into metal inserts in top; NO WOOD SCREWS ARE USED.

### STANDARD BASE FINISHES

**Wood Legs:** Standard Wood Stain

**Apron/Footrail:** Standard Powder Coat

### TABLE TOP SPECIFICATIONS

#### Table Tops

1.25" Laminate/Veneer Tops are CARB Compliant with particle board and phenolic backing glued with water based adhesives.

### COLOR / EDGE SELECTIONS

#### Laminate/Veneer Selections

ERG offers over 1000 standard laminate choices from Nevamar, Wilsonart, Formica and Pionite. Wood veneer is available in transparent stain colors - custom stain matching available for an upcharge.

#### Edge Selection

Laminate/Veneer: ERG offers a variety of table top edge materials of exposed Multi-ply flat edge and PVC.

### OPTIONS

- CODE: GD3 - Flat Ganging Device for Training Tables
- CODE: CRT - Racetrack Table Top
- CODE: CBT - Boat Table Top
- CODE: CAT - Almost Rectangle Table Top
- CODE: RAD - 3" Radius Corners for 3MM Edge



apron



footrail

**NOTE:** WHEN ORDERING A BAR HEIGHT TABLE, THE FOOTRAIL WILL MATCH THE APRON



RECTANGLE TRAINING TABLE

**MODEL / DESCRIPTION / LIST PRICING**
**BRENTWOOD | RECTANGLE | TRAINING TABLES**

RECTANGLE

Model Number	Table Top Size	Number of Bases	Table Height	Shpg. Wght	LAMINATE TOP ASSORTED EDGES			VENEER TOP
					EDGE 2B	EDGE 3A	EDGE 6J/6Q	EDGE 8G
BRE3060	30 X 60	2	29"	136	\$4601	\$5019	\$7822	\$8760
BRE3072	30 X 72	2	29"	148	\$4661	\$5103	\$7924	\$8821
BRE3084	30 X 84	2	29"	159	\$5629	\$6148	\$9569	\$10689
BRE3096	30 X 96	2	29"	170	\$5688	\$6233	\$9670	\$10750
BRE3660	36 X 60	2	29"	158	\$4679	\$5128	\$7954	\$8840
BRE3672	36 X 72	2	29"	171	\$4751	\$5226	\$8077	\$8911
BRE3684	36 X 84	2	29"	185	\$5728	\$6287	\$9738	\$10789
BRE3696	36 X 96	2	29"	198	\$5798	\$6386	\$9857	\$10862
BRE4284	42 X 84	2	29"	210	\$7211	\$8004	\$12259	\$13331
BRE4296	42 X 96	2	29"	226	\$7439	\$8272	\$12646	\$13710
BRE4884	48 X 84	2	29"	210	\$7475	\$8282	\$12708	\$13865
BRE4896	48 X 96	2	29"	226	\$7909	\$8764	\$13445	\$14659

**OPTIONS**

Add upcharge to list price and code to model number

GD3	Flat Ganging Device for Training Tables	\$124	per pair	CAT	Almost Rectangle table top	add 25%	per top
CRT	Racetrack table top	add 20%	per top	RAD	3" Radius Corners for 3MM Edge	\$262	per table
CBT	Boat table top	add 25%	per top				



RECTANGLE TRAINING TABLE WITH FOOTRAIL

**MODEL / DESCRIPTION / LIST PRICING**

**BRENTWOOD | RECTANGLE | BAR HEIGHT - 42" WITH FOOTRAIL**

	Model Number	Table Top Size	Number of Bases	Table Height	Shpg. Wght	LAMINATE TOP ASSORTED EDGES			VENEER TOP
						EDGE 2B	EDGE 3A	EDGE 6J/6Q	
RECTANGLE	BREH3684	36 X 84	2	42"		\$6903	\$7521	\$11735	\$13163
	BREH3696	36 X 96	2	42"		\$6973	\$7620	\$11854	\$13236
	BREH4284	42 X 84	2	42"		\$8144	\$9012	\$13845	\$15134
	BREH4296	42 X 96	2	42"		\$8320	\$9197	\$14144	\$15491
	BREH4884	48 X 84	2	42"		\$8407	\$9319	\$14292	\$15579
	BREH4896	48 X 96	2	42"		\$8819	\$9751	\$14992	\$16411

NOTE: Footrail will be powder coated to match the apron

**OPTIONS**

Add upcharge to list price and code to model number

GD3	Flat Ganging Device for Training Tables	\$124	per pair	CAT	Almost Rectangle table top	add 25%	per top
CRT	Racetrack table top	add 20%	per top	RAD	3" Radius Corners for 3MM Edge	\$262	per table
CBT	Boat table top	add 25%	per top				



**BRIGHTON TABLE OF CONTENTS**

Brighton Specifications .....	2
Brighton Options .....	3
Brighton Steps Pricing .....	4
Brighton Modular Pricing .....	6
Brighton Backless Modular Pricing .....	9
Brighton Lounge Pricing .....	10
Brighton Upholstered Table Pricing .....	11
Brighton Arms Pricing .....	12
Brighton Steps Dimensions .....	13
Brighton Jr. Pricing .....	14
Brighton Configuration Layouts .....	16
Brighton Fabric Placement .....	17



**BRIGHTON STEPS • BRIGHTON MODULAR • BRIGHTON LOUNGE**

Brighton is an inspiring collection offering modular lounge in both conventional and non-traditional environments. The emphasis is on meeting spaces at all levels, with a more relaxed and inviting platform. Functional power options can be specified for added convenience. Gathering together with Brighton will create a natural, comfortable and simple space for collaboration.



**ORDERING INFORMATION**

**To Order Please Specify:**

- 1) Series Name
- 2) Model Number
- 3) Quantity
- 4) Fabric Grade and Number
- 5) Optional Items
- 6) Laminate Step Choice
- 7) Optional Flat Back (Step Units)

**GENERAL SPECIFICATIONS**

**Frame**

- Multi-ply hardwood
- Tongue and groove construction nailed and glued

**Seat/Foam**

- No-sag springs with interlocking helicoil springs for additional seat and low back support
- High resiliency foam construction throughout
- All foam bonded to frame

CURVED  
BACK IS  
STANDARD  
ON ALL  
BRIGHTON  
UNITS

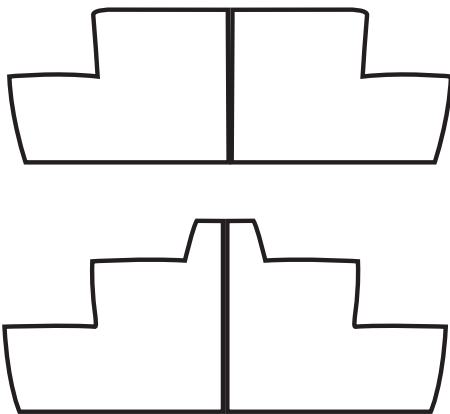


SOFT SEATING	WEIGHT LIMIT
1 Seat	500 lbs.
2 Seat	1000 lbs.
3 Seat	1500 lbs.

## OPTIONS

- CODE: FR - CAL 133 (TB 133) Fire Retardant
- CODE: MB - Moisture Barrier (up to 60" overall width)
- CODE: MB2S - Moisture Barrier (2 step units)
- CODE: MB3S - Moisture Barrier (3 step units)
- CODE: 2FO - Two Fabric Option
- CODE: 3FO - Three Fabric Option
- CODE: GD2 - Flat Ganging Device for Soft Seating
- CODE: TAB-( ) - Non-Removable Swivel Tablet  
(shape A, B or C, left or right arm)
- CODE: TABR1-( ) - Removable Swivel Tablet  
(laminate shape A, B or C specify left or right arm)
- CODE: TABR2-( ) - Removable Swivel Tablet  
(laminate shape A, B or C with opening for tablet on both arms)
- CODE: TABFB-( ) - Fixed Blade Tablet  
(outside or inside, specify (L/R), shape A, B or C)
- CODE: SST - Solid Surface Tablet Arm
- CODE: BFS - Laminate Full Step Top (not available on top step of 3)
- CODE: BFB - Flat Back On Steps Units (for back-to-back application)
- CODE: LAM5 - Non-standard laminate for 5 or less tablets  
see options for upcharge
- CODE: SS5 - Non-standard Solid Surface top for 5 or less tablets

## OPTIONAL FLAT BACK ON STEPS



THIS OPTION HIGHLY RECOMMENDED FOR BACK TO BACK APPLICATIONS



.75" LAMINATE FULL STEP TOP ON STRAIGHT UNITS ONLY

**NOTE:** LAMINATE TOP NOT AVAILABLE ON TOP STEP OF THREE-STEP UNIT

DIMENSIONS	30" Straight 2 Step	36" Straight 2 Step	44" Straight 2 Step	30° Curved 2 Step	Corner 2 Step
Step 1 Depth:	13"	13"	13"	13"	13"
Step 2 Depth:	21"	21"	21"	21"	21"
Step 1 Height:	14"	14"	14"	14"	14"
Step 2 Height:	24"	24"	24"	24"	24"
Overall Depth:	34"	34"	34"	34"/37"	36"
Overall Width:	30"	36"	44"	62"	36"
Overall Height:	24"	24"	24"	24"	24"
Qty./Wt.:	1 ea./57 lbs.	1 ea./63 lbs.	1 ea./73 lbs.	1 ea./110 lbs.	1 ea./78 lbs.

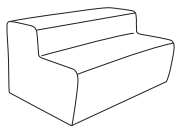


2 STEP STRAIGHT  
TWO FABRIC OPTION



2 STEP CORNER

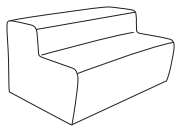
## MODEL / DESCRIPTION / LIST PRICING



**7397** 30" straight-2 step

COM Yardage: Total: 5.75 Yds. / Steps: 2.5 Yds. / Sides: 2 Yds. / Back: 1.25 Yds.


COM	GR1	GR2	GR3	GR4	GR5	GR6	GR7	GR8	GR9	GR10	LEA
\$2659	\$2877	\$3009	\$3155	\$3352	\$3497	\$3643	\$3788	\$3934	\$4079	\$4224	\$4374



**7399** 36" straight-2 step

COM Yardage: Total: 5.75 Yds. / Steps: 2.5 Yds. / Sides: 2 Yds. / Back: 1.25 Yds.

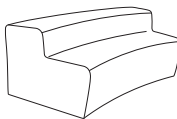
COM	GR1	GR2	GR3	GR4	GR5	GR6	GR7	GR8	GR9	GR10	LEA
\$2818	\$3036	\$3169	\$3313	\$3511	\$3656	\$3800	\$3946	\$4091	\$4236	\$4383	\$4534



**7371** 44" Straight 2 Step Unit

COM Yardage: Total: 6.5 Yds. / Steps: 3 Yds. / Sides: 2 Yds. / Back: 1.5 Yds.

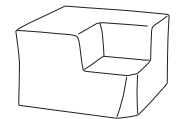
COM	GR1	GR2	GR3	GR4	GR5	GR6	GR7	GR8	GR9	GR10	LEA
\$2958	\$3390	\$3552	\$3727	\$3966	\$4144	\$4319	\$4495	\$4670	\$4847	\$5023	\$5205



**7373** Curved 2 Step Unit

COM Yardage: Total: 8 Yds. / Steps: 6 Yds. / Sides: 2 Yds.

COM	GR1	GR2	GR3	GR4	GR5	GR6	GR7	GR8	GR9	GR10	LEA
\$3253	\$3685	\$3845	\$4023	\$4262	\$4438	\$4614	\$4790	\$4966	\$5143	\$5318	\$5503



**7375** Corner 2 Step Unit

COM Yardage: Total: 8 Yds. / Steps: 6 Yds. / Sides: 2 Yds.

COM	GR1	GR2	GR3	GR4	GR5	GR6	GR7	GR8	GR9	GR10	LEA
\$4539	\$4945	\$5086	\$5240	\$5450	\$5603	\$5757	\$5911	\$6066	\$6218	\$6373	\$6534

**NOTE:** .75" LAMINATE FULL STEP TOP ON STRAIGHT UNITS ONLY

## OPTIONS

Add upcharge to list price and code to model number

FR	CAL 133 (TB 133) Fire Retardant per yard	\$118	/yd.
MB2S	Moisture Barrier - 2 Step Unit	\$247	ea.
GD2	Flat Ganging Device for Soft Seating	\$107	per pair
2FO	Two Fabric Option	\$131	
3FO	Three fabric option	\$199	

BFB	Flat Back - Step Unit (For Back-to-back)	\$118	
BFSM	Laminate Top Full Step - Multi-ply Edge	\$759	
TABFB(-)	Fixed Blade Tablet (outside or inside, specify (L/R), shape A, B or C)	\$593	ea. tablet

DIMENSIONS	30" Straight 3 Step	36" Straight 3 Step	44" Straight 3 Step	30° Curve 3 Step	Corner 3 Step
Step 1 Depth:	13"	13"	13"	13"	13"
Step 2 Depth:	14"	14"	14"	14"	14"
Step 3 Depth:	4"	4"	4"	4"	4"
Step 1 Height:	14"	14"	14"	14"	14"
Step 2 Height:	24"	24"	24"	24"	24"
Overall Depth:	34"	34"	34"	34"/37"	36"
Overall Width:	30"	36"	44"	62"	36"
Overall Height:	30"	30"	30"	30"	30"
Qty./Wt.:	1 ea./65 lbs.	1 ea./71 lbs.	1 ea./81 lbs.	1 ea./110 lbs.	1 ea./78 lbs.




3 STEP CURVE  
TWO FABRIC OPTION



3 STEP CORNER  
TWO FABRIC OPTION

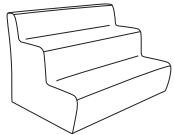
## MODEL / DESCRIPTION / LIST PRICING



**7393** 30" straight-3 step

COM Yardage: Total: 6.5 Yds. / Steps: 3.25 Yds. / Sides: 2 Yds. / Back: 1.25 Yds.


COM	GR1	GR2	GR3	GR4	GR5	GR6	GR7	GR8	GR9	GR10	LEA
\$2949	\$3114	\$3226	\$3373	\$3636	\$3781	\$3926	\$4073	\$4217	\$4362	\$4506	\$4659



**7395** 36" straight-3 step

COM Yardage: Total: 6.5 Yds. / Steps: 3.25 Yds. / Sides: 2 Yds. / Back: 1.25 Yds.


COM	GR1	GR2	GR3	GR4	GR5	GR6	GR7	GR8	GR9	GR10	LEA
\$3187	\$3352	\$3465	\$3609	\$3874	\$4018	\$4165	\$4310	\$4454	\$4600	\$4745	\$4896



**7370** 44" Straight 3 Step Unit

COM Yardage: Total: 6.5 Yds. / Steps: 3 Yds. / Sides: 2 Yds. / Back: 1.5 Yds.

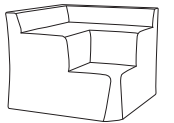
COM	GR1	GR2	GR3	GR4	GR5	GR6	GR7	GR8	GR9	GR10	LEA
\$3358	\$3622	\$3781	\$3958	\$4277	\$4453	\$4630	\$4806	\$4982	\$5157	\$5335	\$5520



**7372** 30° Curve 3 Step Unit

COM Yardage: Total: 11 Yds. / Steps: 9Yds. / Sides: 2 Yds.

COM	GR1	GR2	GR3	GR4	GR5	GR6	GR7	GR8	GR9	GR10	LEA
\$3695	\$3958	\$4119	\$4294	\$4614	\$4790	\$4966	\$5143	\$5318	\$5495	\$5670	\$5856




**7374** Corner 3 Step Unit

COM Yardage: Total: 10.5 Yds. / Steps: 8.5 Yds. / Sides: 2 Yds.

COM	GR1	GR2	GR3	GR4	GR5	GR6	GR7	GR8	GR9	GR10	LEA
\$4996	\$5471	\$5610	\$5764	\$6043	\$6198	\$6351	\$6505	\$6660	\$6813	\$6968	\$7128

**NOTE:** .75" LAMINATE FULL STEP TOP ON STRAIGHT UNITS ONLY  
LAMINATE TOP NOT AVAILABLE ON TOP STEP OF THREE-STEP UNIT

**DISCLAIMER: THIRD STEP IS TO BE USED AS BACKREST ONLY, DO NOT STAND OR SIT ON THIRD STEP.**  
**FAILURE TO COMPLY WITH THIS DISCLAIMER COULD RESULT IN SERIOUS BODILY INJURY.**



## OPTIONS

Add upcharge to list price and code to model number

FR	CAL 133 (TB 133) Fire Retardant per yard	\$118	/yd.
MB3S	Moisture Barrier - 3 Step Unit	\$353	ea.
GD2	Flat Ganging Device for Soft Seating	\$107	per pair
2FO	Two Fabric Option	\$131	

3FO	Three fabric option	\$199	
BFB	Flat Back - Step Unit (For Back-to-back)	\$118	
BFSM	Laminate Top Full Step - Multi-ply Edge	\$759	

DIMENSIONS	22" Straight	30" Straight	44" Straight	Corner
Seat Depth:	20"	20"	20"	20"
Seat Width:	22"	30"	44"	20"
Seat Height:	17"	17"	17"	17"
Overall Depth:	27"	27"	27"	28"
Overall Width:	22"	30"	44"	28"
Overall Height:	30"	30"	30"	30"
Qty./Wt.:	1 ea./75 lbs.	1 ea./90 lbs.	1 ea./110 lbs.	1 ea./82 lbs.



TWO SEAT MODULAR

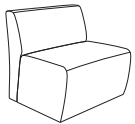
### MODEL / DESCRIPTION / LIST PRICING



**7359** 22" Straight Unit

COM Yardage: Total: 3.5 Yds. / Back: 2 Yds. / Seat: 1.5 Yds.


COM	GR1	GR2	GR3	GR4	GR5	GR6	GR7	GR8	GR9	GR10	LEA
\$1477	\$1585	\$1692	\$1814	\$1920	\$2043	\$2164	\$2287	\$2407	\$2531	\$2652	\$2827



**7360** 30" Straight Unit

COM Yardage: Total: 5 Yds. / Back: 2.5 Yds. / Seat: 2.5 Yds.

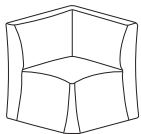
COM	GR1	GR2	GR3	GR4	GR5	GR6	GR7	GR8	GR9	GR10	LEA
\$1761	\$1892	\$2027	\$2182	\$2319	\$2471	\$2625	\$2776	\$2929	\$3083	\$3266	\$3440



**7361** 44" Straight Unit

COM Yardage: Total: 7 Yds. / Back: 3.5 Yds. / Seat: 3.5 Yds.

COM	GR1	GR2	GR3	GR4	GR5	GR6	GR7	GR8	GR9	GR10	LEA
\$2461	\$2643	\$2825	\$3010	\$3193	\$3375	\$3560	\$3743	\$3926	\$4109	\$4292	\$4469



**7368** Corner Unit

COM Yardage: Total: 6 Yds. / Back: 4 Yds. / Seat: 2 Yds.

COM	GR1	GR2	GR3	GR4	GR5	GR6	GR7	GR8	GR9	GR10	LEA
\$2531	\$2698	\$2851	\$3019	\$3173	\$3340	\$3509	\$3676	\$3844	\$4012	\$4180	\$4356

### OPTIONS

Add upcharge to list price and code to model number

FR	CAL 133 (TB 133) Fire Retardant per yard	\$118	/yd.
MB	Moisture Barrier (up to 60" overall width)	\$164	ea.
GD2	Flat Ganging Device for Soft Seating	\$107	per pair
2FO	Two Fabric Option	\$131	
3FO	Three fabric option	\$199	

TABFB-( )	Fixed Blade Tablet (outside or inside, specify (L/R), shape A, B or C)	\$593	ea. tablet
LAM5	Non-standard laminate (5 tablets or less)	\$554	ea. tablet
SST	Solid Surface Tablet - add to tablet option	\$271	ea. tablet

DIMENSIONS	30° Curve Inside	45° Curve Inside	60° Curve Inside
Seat Depth:	20"	20"	20"
Seat Width:	17"	25"	33"
Seat Height:	17"	17"	17"
Overall Depth:	27"/28"	27"/29.5"	27"/31.5"
Overall Width:	31"	46"	60"
Overall Height:	30"	30"	30"
Qty./Wt.:	1 ea./75 lbs.	1 ea./92 lbs.	1 ea./110 lbs.




60° INSIDE CURVE

**MODEL / DESCRIPTION / LIST PRICING**

**7362** 30° Inside Curve Unit

COM Yardage: Total: 4.25 Yds. / Back: 2.5 Yds. / Seat: 1.75 Yds.

COM	GR1	GR2	GR3	GR4	GR5	GR6	GR7	GR8	GR9	GR10	LEA
\$1624	\$1730	\$1837	\$1959	\$2067	\$2188	\$2311	\$2433	\$2556	\$2677	\$2800	\$2975


**7363** 45° Inside Curve Unit

COM Yardage: Total: 6.5 Yds. / Back: 3.5 Yds. / Seat: 3 Yds.

COM	GR1	GR2	GR3	GR4	GR5	GR6	GR7	GR8	GR9	GR10	LEA
\$2628	\$2730	\$2833	\$2949	\$3053	\$3172	\$3288	\$3406	\$3521	\$3640	\$3757	\$3928


**7364** 60° Inside Curve Unit

COM Yardage: Total: 8 Yds. / Back: 4.5 Yds. / Seat: 3.5 Yds.

COM	GR1	GR2	GR3	GR4	GR5	GR6	GR7	GR8	GR9	GR10	LEA
\$3085	\$3235	\$3389	\$3557	\$3709	\$3876	\$4044	\$4210	\$4381	\$4549	\$4717	\$4893

**OPTIONS**

Add upcharge to list price and code to model number

FR	CAL 133 (TB 133) Fire Retardant per yard	\$118	/yd.
MB	Moisture Barrier (up to 60" overall width)	\$164	ea.
GD2	Flat Ganging Device for Soft Seating	\$107	per pair
2FO	Two Fabric Option	\$131	
3FO	Three fabric option	\$199	

TABFB( )	Fixed Blade Tablet (outside or inside, specify (L/R), shape A, B or C)	\$593	ea. tablet
LAM5	Non-standard laminate (5 tablets or less)	\$554	ea. tablet
SST	Solid Surface Tablet - add to tablet option	\$271	ea. tablet



DIMENSIONS	30° Curve Outside	45° Curve Outside	60° Curve Outside
Seat Depth:	20"	20"	20"
Seat Height:	17"	17"	17"
Back Height:	13"	13"	13"
Overall Depth:	27"/28"	27"/29.5"	27"/32"
Overall Width:	31"	46"	60"
Overall Height:	30"	30"	30"
Qty./Wt.:	1 ea./75 lbs.	1 ea./92 lbs.	1 ea./110 lbs.



60° OUTSIDE CURVE WITH  
TWO FABRIC OPTION

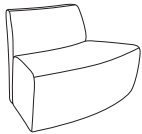
## MODEL / DESCRIPTION / LIST PRICING



### 7365 30° Outside Curve Unit

COM Yardage: Total: 4.5 Yds. / Back: 2 Yds. / Seat: 2.5 Yds.

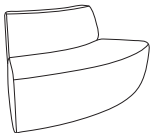
COM	GR1	GR2	GR3	GR4	GR5	GR6	GR7	GR8	GR9	GR10	LEA
\$1817	\$1939	\$2045	\$2166	\$2275	\$2397	\$2519	\$2641	\$2763	\$2886	\$3008	\$3183



### 7366 45° Outside Curve Unit

COM Yardage: Total: 7 Yds. / Back: 3 Yds. / Seat: 4 Yds.

COM	GR1	GR2	GR3	GR4	GR5	GR6	GR7	GR8	GR9	GR10	LEA
\$2737	\$2854	\$2959	\$3075	\$3179	\$3296	\$3413	\$3531	\$3649	\$3765	\$3884	\$4051



### 7367 60° Outside Curve Unit

COM Yardage: Total: 8 Yds. / Back: 3.5 Yds. / Seat: 4.5 Yds.

COM	GR1	GR2	GR3	GR4	GR5	GR6	GR7	GR8	GR9	GR10	LEA
\$3184	\$3353	\$3506	\$3674	\$3825	\$3993	\$4161	\$4329	\$4497	\$4666	\$4833	\$5007

## OPTIONS

Add upcharge to list price and code to model number

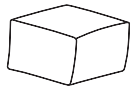
FR	CAL 133 (TB 133) Fire Retardant per yard	\$118	/yd.
MB	Moisture Barrier (up to 60" overall width)	\$164	ea.
GD2	Flat Ganging Device for Soft Seating	\$107	per pair
2FO	Two Fabric Option	\$131	
3FO	Three fabric option	\$199	

TABFB(-)	Fixed Blade Tablet (outside or inside, specify (L/R), shape A, B or C)	\$593	ea. tablet
LAM5	Non-standard laminate (5 tablets or less)	\$554	ea. tablet
SST	Solid Surface Tablet - add to tablet option	\$271	ea. tablet

DIMENSIONS	Single Seat Backless	Two Seat Backless	Backless Curve
Overall Depth:	27"	27"	27"/28"
Overall Width:	22"	44"	25"
Overall Height:	17"	17"	17"
Qty./Wt.:	1 ea./75 lbs.	1 ea./110 lbs.	1 ea./90 lbs.

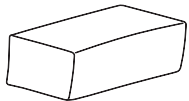


SINGLE SEAT BACKLESS

**MODEL / DESCRIPTION / LIST PRICING**

**7350** 22" Single Seat Backless Unit

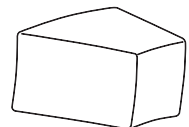
COM Yardage: Total: 2.5 Yds. / Top: 1 Yds. / Sides: 1.5 Yds.

COM	GR1	GR2	GR3	GR4	GR5	GR6	GR7	GR8	GR9	GR10	LEA
\$1304	\$1410	\$1516	\$1639	\$1746	\$1869	\$1989	\$2112	\$2233	\$2356	\$2477	\$2654


**7352** 44" Two Seat Backless Unit

COM Yardage: Total: 4 Yds. / Top: 1.5 Yds. / Sides: 2.5 Yds.

COM	GR1	GR2	GR3	GR4	GR5	GR6	GR7	GR8	GR9	GR10	LEA
\$2155	\$2338	\$2521	\$2704	\$2888	\$3070	\$3254	\$3437	\$3621	\$3804	\$3987	\$4162


**7354** 30° Backless Curve

COM Yardage: Total: 2.5 Yds. / Top: 1 Yds. / Sides: 1.5 Yds.

COM	GR1	GR2	GR3	GR4	GR5	GR6	GR7	GR8	GR9	GR10	LEA
\$1523	\$1631	\$1737	\$1860	\$1966	\$2088	\$2210	\$2332	\$2454	\$2576	\$2698	\$2874

**OPTIONS**

Add upcharge to list price and code to model number

FR	CAL 133 (TB 133) Fire Retardant per yard	\$118	/yd.
MB	Moisture Barrier (up to 60" overall width)	\$164	ea.
GD2	Flat Ganging Device for Soft Seating	\$107	per pair
2FO	Two Fabric Option	\$131	
3FO	Three fabric option	\$199	

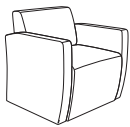
TABFB(-)	Fixed Blade Tablet (outside or inside, specify (L/R), shape A, B or C)	\$593	ea. tablet
LAM5	Non-standard laminate (5 tablets or less)	\$554	ea. tablet
SST	Solid Surface Tablet - add to tablet option	\$271	ea. tablet

DIMENSIONS	Single Seat	Two Seat
Seat Depth:	20"	20"
Seat Width:	22"	44"
Seat Height:	17"	17"
Overall Depth:	27"	27"
Overall Width:	28"	50"
Overall Height:	30"	30"
Qty./Wt.:	1 ea./115 lbs.	1 ea./130 lbs.



TWO SEAT LOUNGE


## MODEL / DESCRIPTION / LIST PRICING



### 7390 Single Seat Lounge (Features Curved Back)

COM Yardage: Total: 6.5 Yds. / Back: 2 Yds. / Seat: 1.5 Yds. / Arms 3 Yds.

COM	GR1	GR2	GR3	GR4	GR5	GR6	GR7	GR8	GR9	GR10	LEA
\$2271	\$2593	\$2867	\$3019	\$3156	\$3309	\$3432	\$3583	\$3738	\$3889	\$4073	\$4376



### 7392 Two Seat Lounge (Features Curved Back)

COM Yardage: Total: 9 Yds. / Back: 3.5 Yds. / Seat: 2.5 Yds. / Arms 3 Yds.

COM	GR1	GR2	GR3	GR4	GR5	GR6	GR7	GR8	GR9	GR10	LEA
\$3407	\$3834	\$4018	\$4200	\$4431	\$4612	\$4796	\$4980	\$5163	\$5344	\$5529	\$5925

## TABLET SHAPES

### Three Tablet Shapes:

Choose from the three shapes shown and specify; A, B or C and left or right (outside tablet) when ordering.

Example: TABF-(A) Left - this would be a fixed shape A tablet on the left side (when seated).

### Laminate Top: Tops are 3/4"

Tablet orders of 5 or less have 4 standard laminate colors:

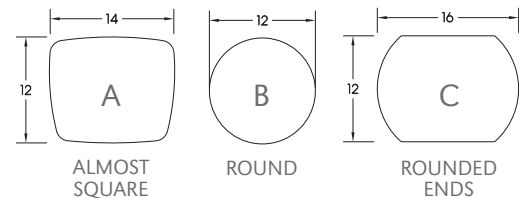
- Wilsonart Black 1595-60
- Wilsonart Montana Walnut 7110K-78
- Formica Brite White 459-58
- Nevamar Silver Alu Metalx MXT003

Edge: 6F Multi-Ply

### Solid Surface Top:

Tablet orders of 5 or less have 4 standard Corian colors:

- Bone
- Canyon
- Glacier White
- Silver Grey



## OPTIONS

Add upcharge to list price and code to model number

FR	CAL 133 (TB 133) Fire Retardant per yard	\$118	/yd.	TABR1-( )	Removable Tablet (specify A, B or C, left or right arm)	\$756	ea. tablet
MB	Moisture Barrier (up to 60" overall width)	\$164	ea.	TABR2-( )	Removable Tablet (specify A, B or C both arm openings)	\$893	ea. tablet
2FO	Two Fabric Option	\$131		SST	Solid Surface Tablet - Add To Tablet Option	\$271	ea. tablet
3FO	Three Fabric Option	\$199		SS5	Non-standard Solid Surface (5 tablets or less)	Call For Quote	
TAB-( )	Swivel Tablet (Non-Removable (specify A, B or C, left or right arm)	\$653		LAM5	Non-standard laminate (5 tablets or less)	\$554	ea. tablet

DIMENSIONS	22" x 27"	30° Curve
Overall Depth:	27"	27"/28"
Overall Width:	22"	25"
Overall Height:	15"	15"
Qty./Wt.:	1 ea./75 lbs.	1 ea./90 lbs.

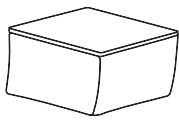
#### Laminate Top Note:

- Tops are 3/4" laminate
- Std with 6F multi-exposed core



30° UPHOLSTERED TABLE

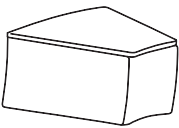
### MODEL / DESCRIPTION / LIST PRICING



#### 7350-T 22" Straight

COM Yardage: Total: 1.5 Yds.

COM	GR1	GR2	GR3	GR4	GR5	GR6	GR7	GR8	GR9	GR10	LEA
\$2249	\$2350	\$2452	\$2567	\$2669	\$2787	\$2903	\$3019	\$3135	\$3251	\$3367	\$3536



#### 7354-T 30° Curve

COM Yardage: Total: 1.75 Yds.

COM	GR1	GR2	GR3	GR4	GR5	GR6	GR7	GR8	GR9	GR10	LEA
\$2553	\$2654	\$2756	\$2874	\$2974	\$3089	\$3207	\$3322	\$3440	\$3555	\$3673	\$3841

### OPTIONS

Add upcharge to list price and code to model number

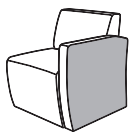
FR	CAL 133 (TB 133) Fire Retardant per yard	\$118	/yd.
MB	Moisture Barrier (up to 60" overall width)	\$164	ea.
GD2	Flat Ganging Device for Soft Seating	\$107	per pair

2FO	Two Fabric Option	\$131	
3FO	Three Fabric Option	\$199	

DIMENSIONS	Left or Right Arm	Center Arm
Overall Depth:	19"	19"
Overall Width:	3"	3"
Overall Height:	25"	25"
Qty./Wt.:	1 ea./20 lbs.	1 ea./10 lbs.



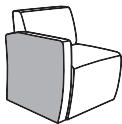
### MODEL / DESCRIPTION / LIST PRICING



#### 7388L Left Outside Arm

COM Yardage: Total: 1.5 Yds.

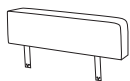
COM	GR1	GR2	GR3	GR4	GR5	GR6	GR7	GR8	GR9	GR10	LEA
\$336	\$397	\$444	\$504	\$550	\$596	\$641	\$687	\$749	\$808	\$870	\$1007



#### 7388R Right Outside Arm

COM Yardage: Total: 1.5 Yds.

COM	GR1	GR2	GR3	GR4	GR5	GR6	GR7	GR8	GR9	GR10	LEA
\$336	\$397	\$444	\$504	\$550	\$596	\$641	\$687	\$749	\$808	\$870	\$1007



#### 7388C Center Arm

COM Yardage: Total: 1 Yds.

COM	GR1	GR2	GR3	GR4	GR5	GR6	GR7	GR8	GR9	GR10	LEA
\$331	\$392	\$437	\$497	\$544	\$590	\$636	\$683	\$741	\$803	\$864	\$1002

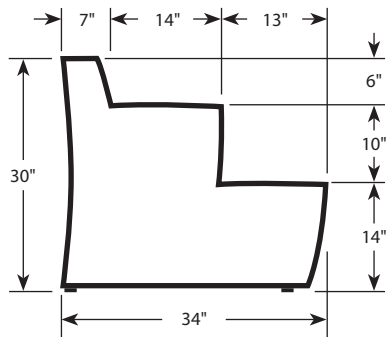
### OPTIONS

Add upcharge to list price and code to model number

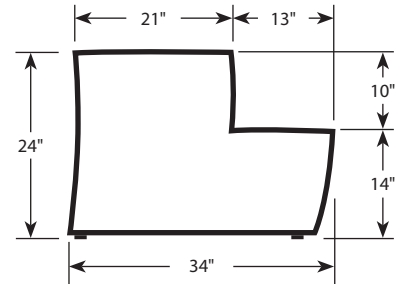
FR	CAL 133 (TB 133) Fire Retardant per yard	\$118	/yd.
MB	Moisture Barrier (up to 60" overall width)	\$164	ea.

GD2	Flat Ganging Device for Soft Seating	\$107	per pair
2FO	Two Fabric Option	\$131	

**THREE-STEPS DIMENSIONS**

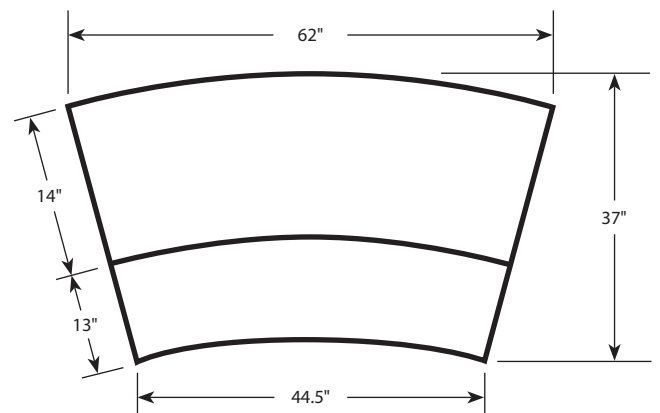
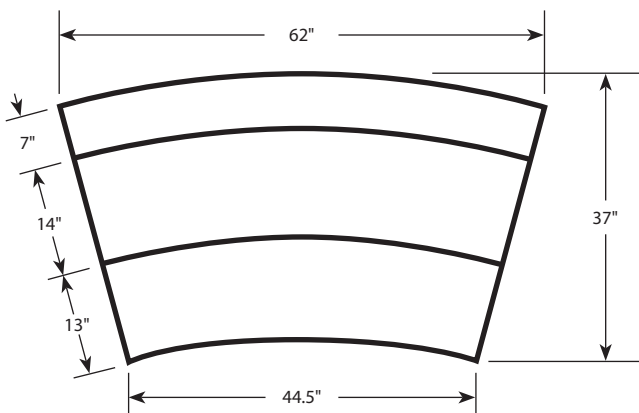
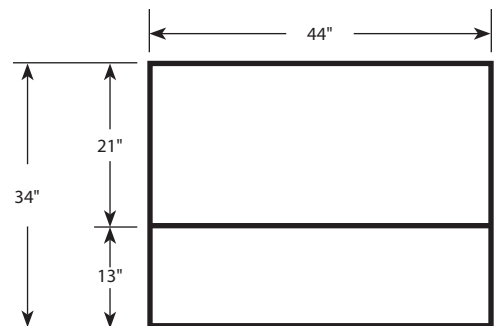
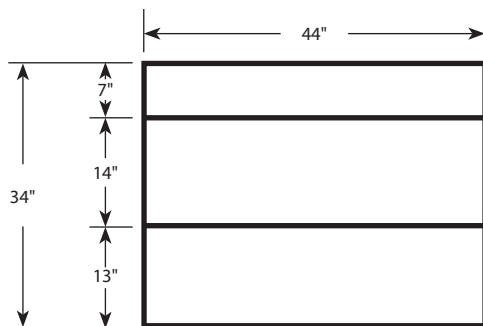


**TWO-STEPS DIMENSIONS**



**Step Unit Note:**

Step units are also available with optional flat back, ideal for back-to-back applications



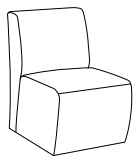
DIMENSIONS	Single Seat Modular	Single Seat Backless	18" Modular Uph. Table
Seat Depth:	17.5"	23"	-
Seat Height:	15"	15"	-
Table Height:	-	-	13"
Overall Depth:	24"	24"	24"
Overall Width:	18"	18"	18"
Overall Height:	28"	15"	14"
Qty./Wt.:	1 ea./75 lbs.	1 ea./90 lbs.	1 ea./110 lbs.

**Laminate Top Note:**

Table tops are 3/4" laminate with multi-ply edge

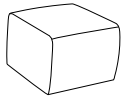


SINGLE SEAT


**MODEL / DESCRIPTION / LIST PRICING**

**7380** Single Seat Jr. Size Modular Unit

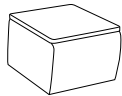
COM Yardage: Total: 6 Yds. / Back: 2 Yds. / Seat: 1.5 Yds.

COM	GR1	GR2	GR3	GR4	GR5	GR6	GR7	GR8	GR9	GR10	LEA
\$1284	\$1389	\$1496	\$1619	\$1726	\$1846	\$1970	\$2091	\$2214	\$2335	\$2459	\$2634


**7381** Single Seat Jr. Size Backless Modular Unit

COM Yardage: Total: 2.5 Yds. / Top: 1 Yds. / Sides: 1.5 Yds.

COM	GR1	GR2	GR3	GR4	GR5	GR6	GR7	GR8	GR9	GR10	LEA
\$1200	\$1306	\$1415	\$1536	\$1641	\$1763	\$1885	\$2008	\$2130	\$2252	\$2374	\$2549


**7382-T** 18" x 24" Jr. Size Upholstered Modular Table with Laminate Top

COM Yardage: Total: 1.5 Yds.

COM	GR1	GR2	GR3	GR4	GR5	GR6	GR7	GR8	GR9	GR10	LEA
\$1762	\$1869	\$1973	\$2094	\$2200	\$2321	\$2442	\$2564	\$2685	\$2806	\$2927	\$3101

**OPTIONS**

Add upcharge to list price and code to model number

FR	CAL 133 (TB 133) Fire Retardant per yard	\$118	/yd.
MB	Moisture Barrier (up to 60" overall width)	\$164	ea.

GD2	Flat Ganging Device for Soft Seating	\$107	per pair
2FO	Two Fabric Option	\$131	




DIMENSIONS	30° Curve Modular	30° Curve Backless	30° Curve Uph. Table
Seat Depth:	17.5"	23"	-
Seat Height:	15"	15"	-
Table Height:	-	-	13"
Overall Depth:	24"/25"	24"/25"	24"/25"
Overall Width:	25"	25"	25"
Overall Height:	28"	15"	14"
Qty./Wt.:	1 ea./75 lbs.	1 ea./90 lbs.	1 ea./110 lbs.



30° BACKLESS UNIT

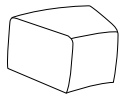

**Laminate Top Note:**

Table tops are 3/4" laminate with multi-ply edge

**MODEL / DESCRIPTION / LIST PRICING**

**7383** 30° Curve Jr. Size Modular Unit

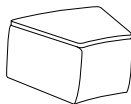
COM Yardage: Total: 3.5 Yds. / Back: 2 Yds. / Seat: 1.5 Yds.

COM	GR1	GR2	GR3	GR4	GR5	GR6	GR7	GR8	GR9	GR10	LEA
\$1797	\$1903	\$2009	\$2131	\$2239	\$2359	\$2484	\$2605	\$2728	\$2849	\$2972	\$3146


**7384** 30° Curve Jr. Size Backless Modular Unit

COM Yardage: Total: 2.5 Yds. / Top: 1 Yds. / Sides: 1.5 Yds.

COM	GR1	GR2	GR3	GR4	GR5	GR6	GR7	GR8	GR9	GR10	LEA
\$1677	\$1784	\$1892	\$2014	\$2120	\$2243	\$2364	\$2487	\$2608	\$2731	\$2852	\$3027


**7385-T** 30° Curve Jr. Size Upholstered Modular Table with Laminate Top

COM Yardage: Total: 1.5 Yds.

COM	GR1	GR2	GR3	GR4	GR5	GR6	GR7	GR8	GR9	GR10	LEA
\$2229	\$2336	\$2442	\$2564	\$2672	\$2794	\$2917	\$3039	\$3161	\$3283	\$3405	\$3579

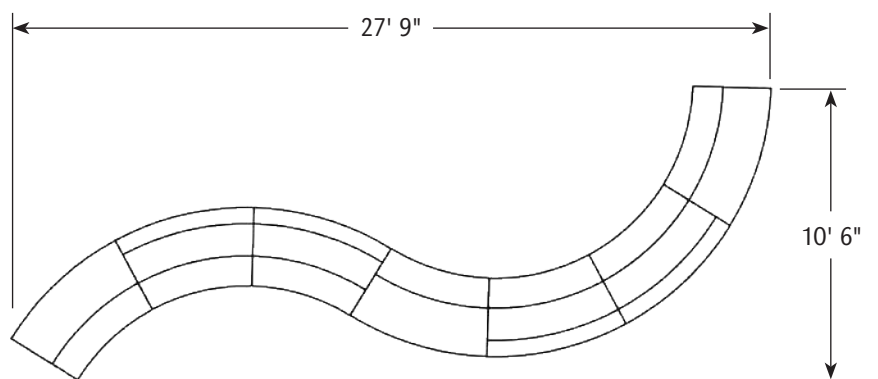
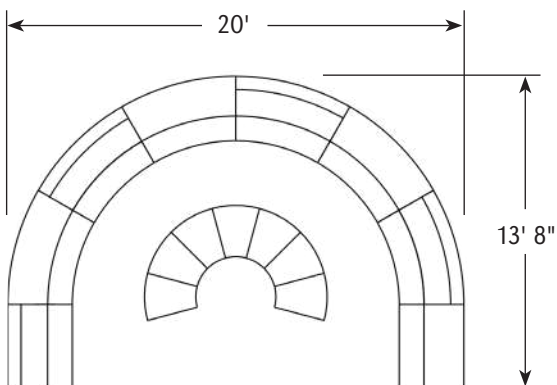
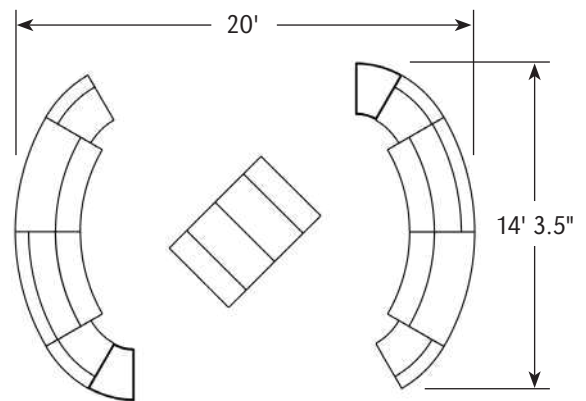
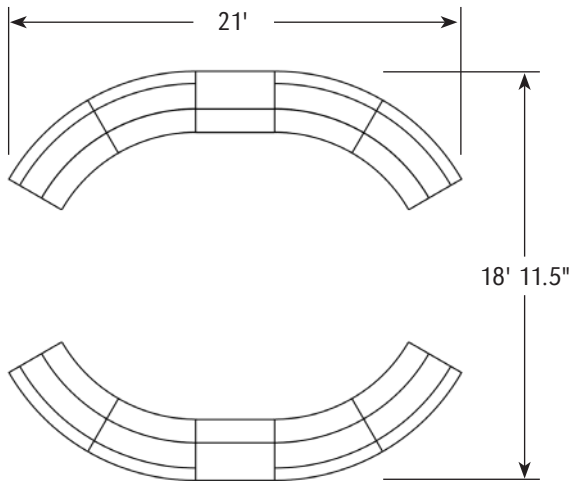
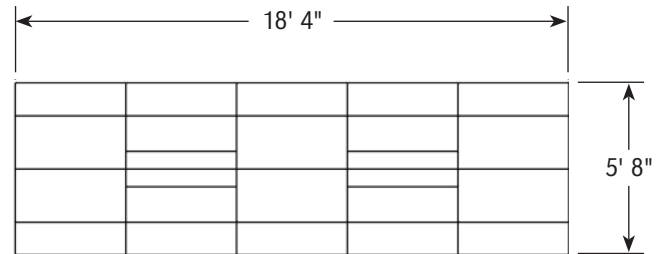
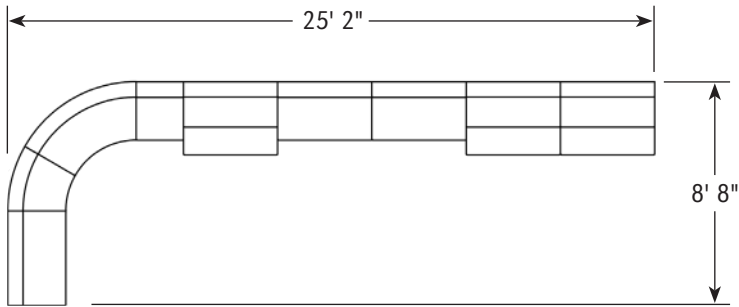
**OPTIONS**

Add upcharge to list price and code to model number

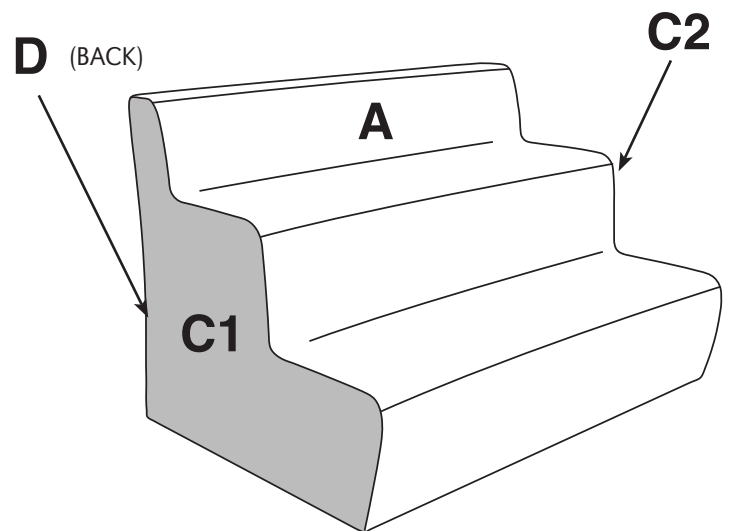
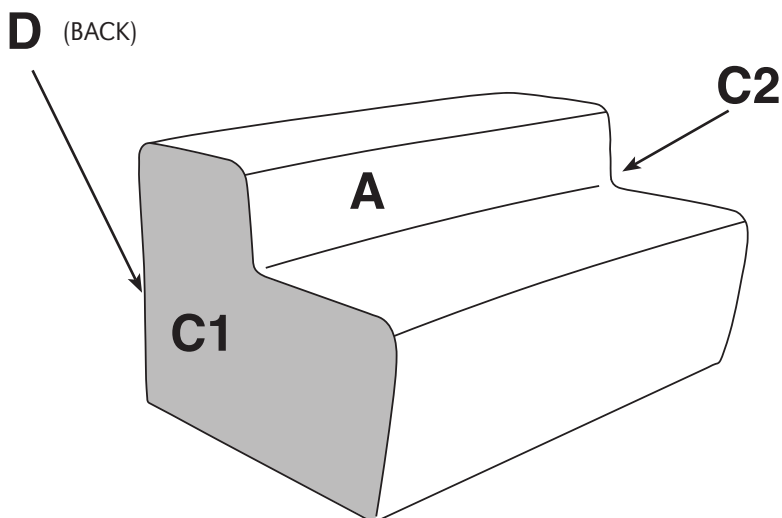
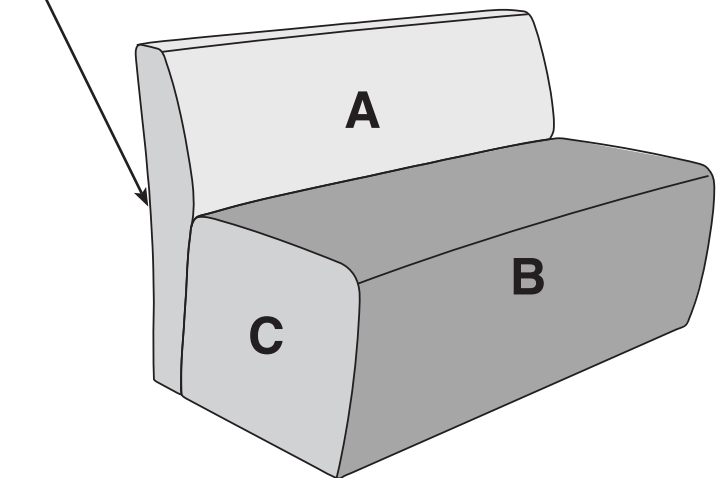
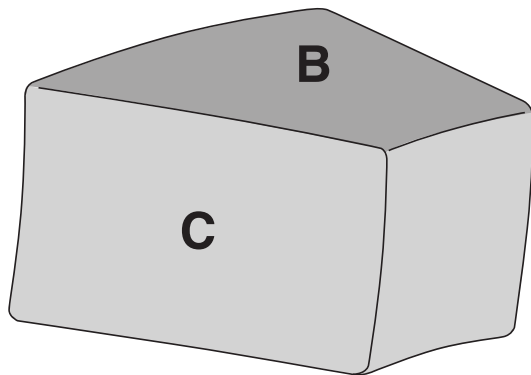
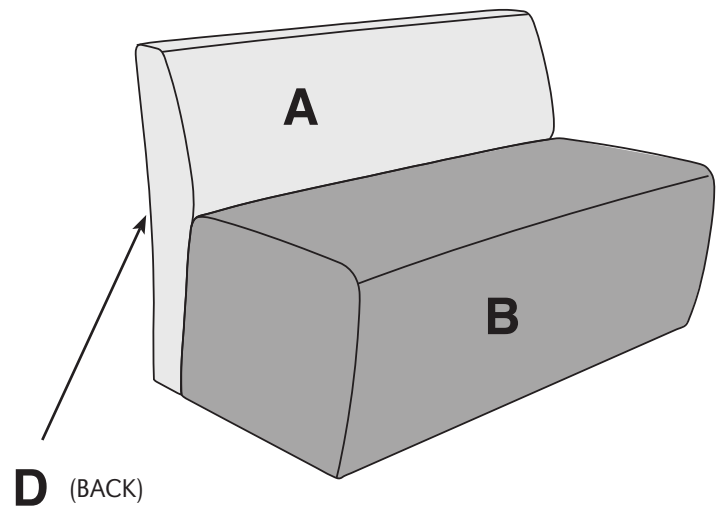
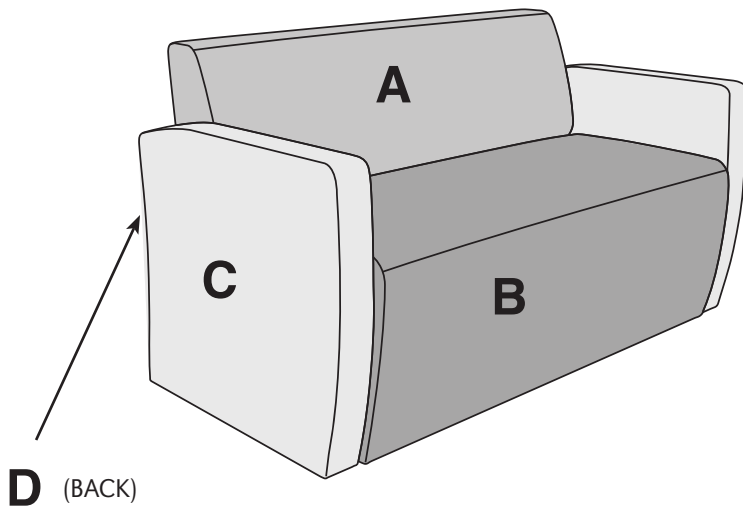
FR	CAL 133 (TB 133) Fire Retardant per yard	\$118	/yd.
MB	Moisture Barrier (up to 60" overall width)	\$164	ea.

GD2	Flat Ganging Device for Soft Seating	\$107	per pair
2FO	Two Fabric Option	\$131	

# SAMPLE CONFIGURATIONS



# FABRIC PLACEMENT



**BRUNO**

Bruno chairs and stools are comfortable, versatile and stackable. Bruno comes standard with upholstered back and seat or upholstered seat and wood back. It also comes in five stylish colors and a polished chrome frame.



ARM CHAIR SHOWN WITH  
WOOD BACK AND UPHOLSTERED SEAT



ARM CHAIR SHOWN WITH  
UPHOLSTERED BACK AND SEAT

## ORDERING INFORMATION

### To Order Please Specify:

- |                 |                            |
|-----------------|----------------------------|
| 1) Series Name  | 5) Fabric Grade and Number |
| 2) Model Number | 6) Wood Stain Color        |
| 3) Quantity     | 7) Optional Items          |
| 4) Frame Finish |                            |

CHAIRS	WEIGHT LIMIT
Standard Seat	350 lbs.
Mid Width	500 lbs.
Bariatric	750 lbs.

## STANDARD BASE FINISHES

**4 Leg:** Polished Chrome

## OPTIONAL BASE FINISHES

**4 Leg:** Standard Powder Coat

## GENERAL SPECIFICATIONS

### Upholstery

Upholstered seats and backs are fully upholstered over a contoured multi-ply wood shell. Chair can be upholstered with fabric, crypton, vinyl, leather or approved COM.

### Base Details

**4-Leg Frame:** Frame is fully welded. 0.875" dia. 14-gauge steel tubing finished in polished chrome with adjustable steel glides installed.

### Poly Arms

Bruno offers stylish and durable color-matched poly arms with optional wood arm caps available.

### Wood Back

Wood backrest is available for all chair widths in all of our standard transparent wood stain colors.

### Stacking

All Bruno chairs will stack including stools without arms:\*

- 4-Leg: all seats ON FLOOR: **4 high**
- Arm Chair: all seats ON FLOOR: **4 high**
- Barstool: all seats ON FLOOR: **3 high**

**\*Stacking quantities listed are estimates at this time.**

Black



Charcoal



Light Gray



White



Navy Blue



POLY ARM COLORS

## OPTIONS

- CODE: FR - CAL 133 (TB 133) Fire Retardant
- CODE: MBC - Moisture Barrier Chair
- CODE: SF - Powder Coat Finish
- CODE: WAC - Wood Arm Caps
- CODE: 2FO/C - Two Fabrics (Seat and Back)
- CODE: WS - Wall Saver Frame (Chair Only)
- CODE: CH - Counter Height Stool
- CODE: SH - Specialty Height (22" Lowest Seat Height)
- CODE: BHG - Handgrip Cutout (Wood Back)
- CODE: BPH - Perforated Holes Cutout (Wood Back)
- CODE: ENG - Laser Engraving Design (Wood Back)



ARM CHAIR WITH TWO FABRICS, WOOD ARM CAPS  
AND BLACK POWDER COAT FRAME FINISH



WALL SAVER FRAME  
(CHAIR ONLY)



WOOD ARM CAP DETAIL

## WOOD BACK OPTIONS



HAND GRIP CUTOUT



PERFORATED HOLES CUTOUT



LASER ENGRAVING

DIMENSIONS	4-Leg Chair	Mid-width	Bar Stool
Seat Width:	17"	20"	17"
Seat Height:	18"	18"	29.5"
Seat Depth:	18"	18"	18"
Overall Depth:	21"	21"	21"
Overall Width:	19.5"	21"	21"
Overall Height:	32.5"	32.5"	44"
Qty./Wt. per carton:	2 ea./56 lbs.	2 ea./58 lbs.	2 ea./68 lbs.



4 LEG CHAIR

---

**MODEL / DESCRIPTION / LIST PRICING**


---


**7460** 4-Leg - Upholstered Back and Seat

COM Yardage Total: 1.0 Yds / Back: 0.75 Yds / Seat: 0.75 Yds

COM	GR1	GR2	GR3	GR4	GR5	GR6	GR7	GR8	GR9	GR10	LEA
\$577	\$619	\$643	\$669	\$695	\$724	\$753	\$781	\$815	\$848	\$880	\$1042


**7460MID** 4-Leg Mid Width - Upholstered Back and Seat

COM Yardage Total: 1.5 Yds / Back: 0.75 Yds / Seat: 0.75 Yds

COM	GR1	GR2	GR3	GR4	GR5	GR6	GR7	GR8	GR9	GR10	LEA
\$719	\$767	\$799	\$831	\$864	\$898	\$935	\$972	\$1011	\$1052	\$1095	\$1292


**7466** 4-Leg Barstool - Upholstered Back and Seat

COM Yardage Total: 1.0 Yds / Back: 0.75 Yds / Seat: 0.75 Yds

COM	GR1	GR2	GR3	GR4	GR5	GR6	GR7	GR8	GR9	GR10	LEA
\$812	\$870	\$904	\$941	\$979	\$1017	\$1059	\$1101	\$1145	\$1190	\$1237	\$1464

**Note: Please specify frame end caps and underseat plastic colors (Mid Width will not have an underseat).**

---

**OPTIONS**


---

Add upcharge to list price and code to model number

FR	CAL 133 (TB 133) Fire Retardant per yard	\$118	/yd.
MBC	Moisture Barrier Chair	\$84	ea.
SF	Powder Coat Finish (Chair)	\$63	
SF	Powder Coat Finish (Stool)	\$76	

WS	Wall Saver Frame	\$49	
CH	Counter Height Stool	\$37	
SH	Specialty Height (22" Lowest Seat Height) <b>7466 Only</b>	\$37	
2FO/C	Two Fabrics (Seat and Back)	\$67	

DIMENSIONS	Arm Chair	Mid-width	Bariatric	Bar Stool / Arms
Inside Width:	17"	20"	24"	17"
Seat Height:	18"	18"	18"	29.5"
Seat Depth:	18"	18"	18"	18"
Arm Height:	26"	26"	26"	37.5"
Overall Depth:	21"	21"	21"	21"
Overall Width:	23"	25.5"	29.5"	23"
Overall Height:	32.5"	32.5"	32.5"	44"
Qty./Wt. per carton:	2 ea./56 lbs.	2 ea./58 lbs.	2 ea./62 lbs.	2 ea./68 lbs.



ARM CHAIR

**MODEL / DESCRIPTION / LIST PRICING**

**7462** Arm Chair - Upholstered Back and Seat

COM Yardage Total: 1.5 Yds / Back: 0.75 Yds / Seat: 0.75 Yds

COM	GR1	GR2	GR3	GR4	GR5	GR6	GR7	GR8	GR9	GR10	LEA
\$637	\$681	\$709	\$737	\$766	\$798	\$829	\$863	\$897	\$933	\$971	\$1146


**7462MID** Mid Width Arm Chair - Upholstered Back and Seat

COM Yardage Total: 1.5 Yds / Back: 0.75 Yds / Seat: 0.75 Yds

COM	GR1	GR2	GR3	GR4	GR5	GR6	GR7	GR8	GR9	GR10	LEA
\$776	\$831	\$864	\$898	\$935	\$972	\$1011	\$1052	\$1095	\$1138	\$1183	\$1397


**7464** Bariatric Arm Chair - Upholstered Back and Seat

COM Yardage Total: 2.25 Yds / Back: 1.25 Yds / Seat: 1.0 Yds

COM	GR1	GR2	GR3	GR4	GR5	GR6	GR7	GR8	GR9	GR10	LEA
\$1159	\$1240	\$1290	\$1341	\$1396	\$1453	\$1510	\$1571	\$1633	\$1700	\$1765	\$2087


**7468** Barstool with Arms - Upholstered Back and Seat

COM Yardage Total: 1.5 Yds / Back: 0.75 Yds / Seat: 0.75 Yds

COM	GR1	GR2	GR3	GR4	GR5	GR6	GR7	GR8	GR9	GR10	LEA
\$901	\$966	\$1002	\$1044	\$1086	\$1130	\$1173	\$1220	\$1271	\$1320	\$1374	\$1623

**Note: Please specify arm and underseat plastic colors (Mid Width and Bariatric will not have an underseat).**

**OPTIONS**

Add upcharge to list price and code to model number

FR	CAL 133 (TB 133) Fire Retardant per yard	\$118	/yd.
MBC	Moisture Barrier Chair	\$84	ea.
SF	Powder Coat Finish (Chair)	\$63	
SF	Powder Coat Finish (Stool)	\$76	
WS	Wall Saver Frame	\$49	

CH	Counter Height Stool	\$37	
SH	Specialty Height (22" Lowest Seat Height) <b>7468 Only</b>	\$37	
WAC	Wood Arm Caps	\$231	/pair
2FO/C	Two Fabrics (Seat and Back)	\$67	



DIMENSIONS	4-Leg Chair	Mid-width	Bar Stool
Seat Width:	17"	20"	17"
Seat Height:	18"	18"	29.5"
Seat Depth:	18"	18"	18"
Overall Depth:	21"	21"	21"
Overall Width:	19.5"	21"	21"
Overall Height:	32.5"	32.5"	44"
Qty./Wt. per carton:	2 ea./56 lbs.	2 ea./58 lbs.	2 ea./68 lbs.



4 LEG CHAIR

**MODEL / DESCRIPTION / LIST PRICING**

**7470 4-Legs - Wood Back / Upholstered Seat**

COM Yardage: 0.75 Yards

COM	GR1	GR2	GR3	GR4	GR5	GR6	GR7	GR8	GR9	GR10	LEA
\$644	\$690	\$719	\$745	\$775	\$807	\$838	\$871	\$906	\$944	\$981	\$1159


**7470MID 4-Leg Mid Width - Wood Back / Upholstered Seat**

COM Yardage: 0.75 Yards

COM	GR1	GR2	GR3	GR4	GR5	GR6	GR7	GR8	GR9	GR10	LEA
\$850	\$909	\$945	\$982	\$1024	\$1066	\$1106	\$1149	\$1197	\$1246	\$1295	\$1531


**7476 4-Leg Barstool - Wood Back / Upholstered Seat**

COM Yardage: 0.75 Yards

COM	GR1	GR2	GR3	GR4	GR5	GR6	GR7	GR8	GR9	GR10	LEA
\$945	\$1011	\$1053	\$1095	\$1138	\$1183	\$1231	\$1279	\$1332	\$1383	\$1440	\$1702

**Note: Please specify end caps and underseat plastic colors (Mid Width will not have an underseat).**

**OPTIONS**

Add upcharge to list price and code to model number

FR	CAL 133 (TB 133) Fire Retardant per yard	\$118	/yd.
MBC	Moisture Barrier Chair	\$84	ea.
SF	Powder Coat Finish (Chair)	\$63	
SF	Powder Coat Finish (Stool)	\$76	
WS	Wall Saver Frame	\$49	

CH	Counter Height Stool	\$37	
SH	Specialty Height (22" Lowest Seat Height) <b>7476 Only</b>	\$37	
BHG	Bruno Hand Grip Cutout Design	\$63	
BPH	Bruno Perforated Hole Cutout Design	\$76	
ENG	Laser Engraving Back Design*	\$111	

\*One time setup fee of \$294. Minimum 12 chairs (of same design and series)

DIMENSIONS	Arm Chair	Mid-width	Bariatric	Bar Stool / Arms
Inside Width:	17"	20"	24"	17"
Seat Height:	18"	18"	18"	29.5"
Seat Depth:	18"	18"	18"	18"
Arm Height:	26"	26"	26"	37.5"
Overall Depth:	21"	21"	21"	21"
Overall Width:	23"	25.5"	29.5"	23"
Overall Height:	32.5"	32.5"	32.5"	44"
Qty./Wt. per carton:	2 ea./56 lbs.	2 ea./58 lbs.	2 ea./62 lbs.	2 ea./68 lbs.



ARM CHAIR

**MODEL / DESCRIPTION / LIST PRICING**

**7472** Arm Chair - Wood Back / Upholstered Seat

COM Yardage: 0.75 Yards

COM	GR1	GR2	GR3	GR4	GR5	GR6	GR7	GR8	GR9	GR10	LEA
\$703	\$753	\$781	\$812	\$848	\$880	\$915	\$953	\$990	\$1028	\$1070	\$1264


**7472MID** Mid Width Arm Chair - Wood Back / Upholstered Seat

COM Yardage: 0.75 Yards

COM	GR1	GR2	GR3	GR4	GR5	GR6	GR7	GR8	GR9	GR10	LEA
\$907	\$972	\$1011	\$1052	\$1095	\$1138	\$1183	\$1231	\$1279	\$1331	\$1383	\$1635


**7474** Bariatric Arm Chair - Wood Back / Upholstered Seat

COM Yardage: 1.0 Yards

COM	GR1	GR2	GR3	GR4	GR5	GR6	GR7	GR8	GR9	GR10	LEA
\$1262	\$1350	\$1406	\$1462	\$1520	\$1582	\$1643	\$1709	\$1777	\$1848	\$1923	\$2274


**7478** Barstool with Arms - Wood Back / Upholstered Seat

COM Yardage: 0.75 Yards

COM	GR1	GR2	GR3	GR4	GR5	GR6	GR7	GR8	GR9	GR10	LEA
\$1033	\$1105	\$1148	\$1197	\$1243	\$1294	\$1345	\$1399	\$1455	\$1513	\$1573	\$1861

**Note: Please specify arms and underseat plastic colors (Mid Width and Bariatric will not have an underseat).**

**OPTIONS**

Add upcharge to list price and code to model number

FR	CAL 133 (TB 133) Fire Retardant per yard	\$118	/yd.
MBC	Moisture Barrier Chair	\$84	ea.
SF	Powder Coat Finish (Chair)	\$63	
SF	Powder Coat Finish (Stool)	\$76	
WS	Wall Saver Frame	\$49	
CH	Counter Height Stool	\$37	

SH	Specialty Height (22" Lowest Seat Height) <b>7478 Only</b>	\$37	
WAC	Wood Arm Caps	\$231	/pair
BHG	Bruno Hand Grip Cutout Design	\$63	
BPH	Bruno Perforated Hole Cutout Design	\$76	
ENG	Laser Engraving Back Design*	\$111	

\*One time setup fee of \$294. Minimum 12 chairs (of same design and series)

## BRYANT

The Bryant guest and lounge chairs have an angled barrel design with an open back. The clean-lined silhouette has a smooth connection of the arms to the back, a perfect fitting for high-end lounge areas. Great for a lobby, lounge, collaborative and meeting spaces.



GUEST CHAIR  
WITH BENTWOOD LEGS



LOUNGE CHAIR  
WITH WOOD POST LEGS

### ORDERING INFORMATION

#### To Order Please Specify:

- |                 |                          |
|-----------------|--------------------------|
| 1) Series Name  | 4) Fabric Grade & Number |
| 2) Model Number | 5) Frame Finishes        |
| 3) Quantity     | 6) Optional Items        |

SOFT SEATING	WEIGHT LIMIT
Metal Legs	500 lbs.
Wood Legs	350 lbs.

### STANDARD BASE FINISHES

#### Guest

- 4 Leg:** Polished Chrome
- 4-Star Steel Base:** Polished Chrome
- Cross Sled Wire Frame:** Polished Chrome
- 5-Star Swivel on Casters:** Polished Chrome Only
- Bentwood Legs:** Standard Wood Stain
- 4 Leg with Metal Grid:** Polished Chrome

#### Lounge

- Slanted Sled Base:** Polished Chrome
- 4-Star Steel Base:** Polished Chrome
- Wood Post Legs:** Standard Wood Stain

### OPTIONAL BASE FINISHES

#### Guest

- 4 Leg:** Standard Powder Coat
- Cross Sled Wire Frame:** Standard Powder Coat
- 4 Leg with Metal Grid:** Standard Powder Coat

#### Lounge

- Slanted Sled Base:** Standard Powder Coat

### GENERAL SPECIFICATIONS

#### Upholstery / Foam

Cold injected urethane molded foam with inner steel welded frame.

#### Graded-In & COM Fabric Testing

Due to the complexity of the upholstery process, please submit your Graded-in/COM for testing. A 10"x10" sample is required. **ALL FABRIC MUST BE PRE APPROVED.** Please see Approved Fabrics link under product webpage images.

#### Guest Base Details

**4 Leg:** Frames are fully welded 14-gauge, 1" diameter tubular steel with steel glides

**4 Star Steel Swivel:** 360° swivel, polished chrome steel construction with fixed seat height and adjustable steel glides included. This is a non auto-return base.

**Cross Sled Wire Frame:** .50" diameter, cold roll steel continuous solid rod with plastic glides.

**5-Star Swivel Casters:** 360° swivel, polished aluminum construction with adjustable seat height with black carpet casters

**Bentwood Legs:** 1-7/8" Beech wood that tapers down to 1-5/8", with 1/8" plastic nail-in glides.

**4 Leg with Metal Grid:** Frame is fully welded with .63" diameter angled tubing with unique metal grid with adjustable steel glides.

#### Lounge Base Details

**Slanted Sled Base:** Frame is fully welded with .5" diameter tubing with plastic glides.

**4 Star Steel Swivel:** 360° swivel, polished chrome steel construction with fixed seat height and adjustable steel glides included. This is a non auto-return base.

**Wood Post Legs:** Beech wood leg that is 2.30" at the top and tapers down to 1.25", with 1/8" plastic nail-in glides.

### OPTIONS

- CODE: FR - CAL 133 (TB 133) Fire Retardant
- CODE: MB - Moisture Barrier (per seat)
- CODE: SF - Powder Coat Finish
- CODE: BFC - Black Hard Floor & Carpet Casters

DIMENSIONS	4 Leg	4-Star Steel Base	Cross Sled Wire Frame	5-Star Swivel w/ Casters
Seat Height:	17"	17.5"	17.5"	18-20.5"
Seat Width:	18" (Front) 14" (Back)	18" (Front) 14" (Back)	18" (Front) 14" (Back)	18" (Front) 14" (Back)
Seat Depth	17"	17"	17"	17"
Overall Height:	30"	31.5"	30.5"	31.5-34"
Overall Width:	24.5"	24.5"	24.5"	25"
Overall Depth:	24"	23.75"	24"	25"
Qty./Wt.:	1 ea./21.4 lbs.	1 ea./26 lbs.	1 ea./19.6 lbs.	1 ea./25.8 lbs.



4 LEG



CROSS SLED WIRE FRAME

**MODEL / DESCRIPTION / LIST PRICING**

**8748 4 Leg**

COM Yardage: 2-1/2 Yds.

COM	GR1	GR2	GR3	GR4	GR5	GR6	GR7	GR8	GR9	GR10	LEA
\$1358	\$1442	\$1527	\$1610	\$1701	\$1791	\$1883	\$1972	\$2063	\$2153	\$2244	\$2522


**8750 4-Star Steel Swivel**

COM Yardage: 2-1/2 Yds.

COM	GR1	GR2	GR3	GR4	GR5	GR6	GR7	GR8	GR9	GR10	LEA
\$1388	\$1472	\$1556	\$1640	\$1730	\$1820	\$1912	\$2001	\$2093	\$2182	\$2274	\$2552


**8752 Cross Sled Wire Frame**

COM Yardage: 2-1/2 Yds.

COM	GR1	GR2	GR3	GR4	GR5	GR6	GR7	GR8	GR9	GR10	LEA
\$1452	\$1536	\$1620	\$1705	\$1794	\$1886	\$1975	\$2067	\$2157	\$2248	\$2338	\$2616


**8754 5-Star Swivel with Casters**

COM Yardage: 2-1/2 Yds.

COM	GR1	GR2	GR3	GR4	GR5	GR6	GR7	GR8	GR9	GR10	LEA
\$1480	\$1565	\$1650	\$1733	\$1824	\$1914	\$2006	\$2095	\$2187	\$2276	\$2367	\$2644

**OPTIONS**

Add upcharge to list price and code to model number

FR	CAL 133 (TB 133) Fire Retardant per yard	\$118	/yd.
MB	Moisture Barrier (per seat)	\$164	ea.

SF	Powder Coat Finish	\$63	
BFC	Black Hard Floor & Carpet Casters	\$44	per chair

DIMENSIONS	Bentwood Legs	4 Legs w/ Metal Grid
Seat Height:	18.5"	18.5"
Seat Width:	18" (Front) 14" (Back)	18" (Front) 14" (Back)
Seat Depth	17"	17"
Overall Height:	31.5"	32.5"
Overall Width:	24.5"	24.5"
Overall Depth:	24"	24"
Qty./Wt.:	1 ea./25.2 lbs.	1 ea./24.2 lbs.



BENTWOOD LEGS



4 LEGS WITH METAL GRID

## MODEL / DESCRIPTION / LIST PRICING



### 8756 Bentwood Legs

COM Yardage: 2-1/2 Yds.

COM	GR1	GR2	GR3	GR4	GR5	GR6	GR7	GR8	GR9	GR10	LEA
\$1824	\$1907	\$1992	\$2076	\$2166	\$2257	\$2348	\$2437	\$2529	\$2618	\$2710	\$2988



### 8758 4 Legs with Metal Grid

COM Yardage: 2-1/2 Yd.

COM	GR1	GR2	GR3	GR4	GR5	GR6	GR7	GR8	GR9	GR10	LEA
\$1669	\$1753	\$1836	\$1920	\$2011	\$2102	\$2192	\$2283	\$2373	\$2463	\$2555	\$2833

## OPTIONS

Add upcharge to list price and code to model number

FR	CAL 133 (TB 133) Fire Retardant per yard	\$118	/yd.
MB	Moisture Barrier (per seat)	\$164	ea.

SF	Powder Coat Finish	\$63	
----	--------------------	------	--

DIMENSIONS	Slanted Sled Base	4-Star Steel Base	Wood Post Legs
Seat Height:	17"	17"	17.5"
Seat Width:	22" (Front) 17" (Back)	22" (Front) 17" (Back)	22" (Front) 17" (Back)
Seat Depth	20"	20"	20"
Overall Height:	31.5"	31.5"	32"
Overall Width:	28.5"	28.5"	28.5"
Overall Depth:	26"	26"	26"
Qty./Wt.:	1 ea./38.5 lbs.	1 ea./29 lbs.	1 ea./37.8 lbs.



SLANTED SLED BASE

## MODEL / DESCRIPTION / LIST PRICING



### 8759 Slanted Sled Base

COM Yardage: 3 Yds.

COM	GR1	GR2	GR3	GR4	GR5	GR6	GR7	GR8	GR9	GR10	LEA
\$1992	\$2076	\$2161	\$2244	\$2335	\$2425	\$2515	\$2606	\$2696	\$2788	\$2877	\$3156



### 8761 4-Star Steel Base

COM Yardage: 3 Yds.

COM	GR1	GR2	GR3	GR4	GR5	GR6	GR7	GR8	GR9	GR10	LEA
\$2244	\$2328	\$2411	\$2496	\$2587	\$2678	\$2767	\$2859	\$2948	\$3040	\$3130	\$3408



### 8763 Wood Post Legs

COM Yardage: 3 Yds.

COM	GR1	GR2	GR3	GR4	GR5	GR6	GR7	GR8	GR9	GR10	LEA
\$2296	\$2380	\$2463	\$2548	\$2639	\$2729	\$2819	\$2911	\$3000	\$3092	\$3181	\$3460

## OPTIONS


Add upcharge to list price and code to model number

FR	CAL 133 (TB 133) Fire Retardant per yard	\$118	/yd.
MB	Moisture Barrier (per seat)	\$164	ea.


SF	Powder Coat Finish	\$63	
----	--------------------	------	--

**BURTON**

The Burton collection offers lounge seating with a contoured seat and back, as well as complementary tables. The single lounge seats have two different back designs, either open or closed, and the double seat showcases the open back. They can be set back-to-back, or laid out in any configuration. Great for a lobby or lounge area, the Burton collection sits on a contemporary steel tube sled base, to complete the look.



OPEN LOOP BACK



CLOSED LOOP BACK

**ORDERING INFORMATION**

**To Order Please Specify:**

- |                          |                           |
|--------------------------|---------------------------|
| 1) Series Name           | 5) Sled Base Metal Finish |
| 2) Model Number          | 6) Optional Items         |
| 3) Quantity              |                           |
| 4) Fabric Grade & Number |                           |

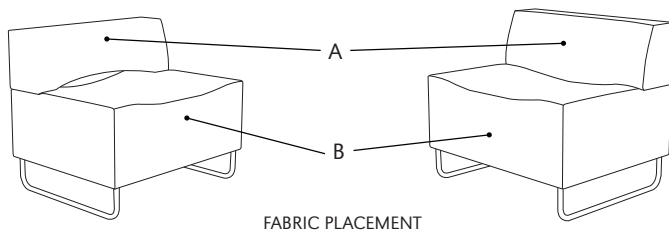
SOFT SEATING	WEIGHT LIMIT
1 Seat	500 lbs.

**STANDARD BASE FINISHES**

**Sled Base:** Standard Powder Coat

**OPTIONAL BASE FINISHES**

**Sled Base:** Polished Chrome



FABRIC PLACEMENT

**GENERAL SPECIFICATIONS**

**Upholstery / Foam**

Seat and back are covered in choice of fabric, vinyl, crypton, leather or COM. ERG uses only water based glues and adhesives in our upholstery process. Contrasting fabrics are available. All foam is fully bonded to frame. Seat cushions are 3" graded high resiliency (H.R.) block foam with 3" H.R. foam seat back, covered entirely with special bonded polyester fiber to protect final upholstery.

**Seat and Back Frame Construction**

Frame assembly is constructed of multi-ply hardwood, with tongue and groove construction. No sag-springs are installed in seat & back along with interlocking helicoil springs to prevent sagging and provide additional lower back and seat support.

**Base Details**

**Sled Base:** Sled Base is constructed of fully welded .875" diameter, 14-gauge steel tubing with hand brazed welds.

**Glides**

Factory installed poly glides.

**OPTIONS**

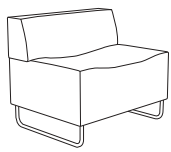
- CODE: FR - CAL 133 (TB 133) Fire Retardant
- CODE: MB - Moisture Barrier (up to 60" overall width)
- CODE: MB60 - Moisture Barrier (over 60" width)
- CODE: 2FO - 2 Fabric Option. When seat and base are upholstered in two different fabrics of your choice
- CODE: PC - Polished Chrome - Sled Base
- CODE: GD1 - Ratchet Ganging Device for Soft Seating
- CODE: TABF( ) - Fixed Post Tablet (outside, specify (L/R), shape A, B or C)
- CODE: SST - Solid Surface Top for Tablet Arms
- CODE: LAM5 - Non-standard laminate for 5 or less tablets see options for upcharge
- CODE: SS5 - Non-standard Solid Surface top for 5 or less tablets



DIMENSIONS	Open/Closed Loop Back	Open Loop Back Two Seat Lounge
Seat Width:	35"	35"
Seat Depth:	19"	19"
Seat Height:	18.5"	18.5"
Back Height:	31"	31"
Overall Width:	35"	66"
Overall Depth:	28"	28"
Qty/Wt:	1 ea./110 lbs.	1 ea./190 lbs.



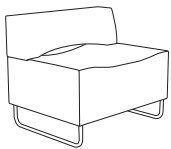
## MODEL / DESCRIPTION / LIST PRICING



**4091** Lounge - Closed Loop Back

COM Yardage: 5 Yds. / Back: 2 Yds. / Seat: 3 Yds.

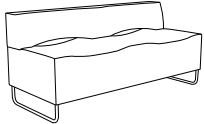
COM	GR1	GR2	GR3	GR4	GR5	GR6	GR7	GR8	GR9	GR10	LEA
\$3302	\$3534	\$3675	\$3822	\$3975	\$4132	\$4300	\$4471	\$4650	\$4836	\$5029	\$5945



**4092** Lounge - Open Loop Back

COM Yardage: 5 Yds. / Back: 2 Yds. / Seat: 3 Yds.

COM	GR1	GR2	GR3	GR4	GR5	GR6	GR7	GR8	GR9	GR10	LEA
\$3460	\$3703	\$3851	\$4004	\$4163	\$4329	\$4504	\$4683	\$4870	\$5064	\$5268	\$6226



**4094** Two Seat Lounge - Open Loop Back

COM Yardage: 9 Yds. / Back: 3 Yds. / Seat: 6 Yds.

COM	GR1	GR2	GR3	GR4	GR5	GR6	GR7	GR8	GR9	GR10	LEA
\$5709	\$5975	\$6217	\$6458	\$6707	\$6948	\$7188	\$7430	\$7670	\$7912	\$8155	\$8555

## TABLET SHAPES

### Three Tablet Shapes::

Choose from the three shapes shown and specify; A, B or C and left or right (outside tablet) when ordering.

Example: TABF-(A) Left - this would be a fixed shape A tablet on the left side (when seated).

### Laminate Top:

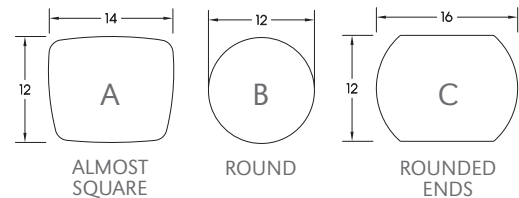
Tablet orders of 5 or less have 4 standard laminate colors:

- Wilsonart Black 1595-60
- Wilsonart Montana Walnut 7110K-78
- Formica Brite White 459-58
- Nevamar Silver Alu Metalx MXT003

### Solid Surface Top:

Tablet orders of 5 or less have 4 standard Corian colors:

- Bone
- Canyon
- Glacier White
- Silver Grey



## OPTIONS

Add upcharge to list price and code to model number

FR	CAL 133 (TB 133) Fire Retardant per yard	\$118	/yd.
MB	Moisture Barrier (up to 60" overall width)	\$164	ea.
2FO	Two fabric option	\$131	
PC	Polished Chrome - Sled Base	\$88	
GD1	Ratchet Ganging Device for Soft Seating	\$107	per pair

TABF-( )	Fixed Post Tablet (specify A, B or C, left or right side)	\$593	
SST	Solid Surface Tablet Arm - add to tablet option	\$172	
LAM5	Non-standard laminate (5 tablets or less)	\$342	ea. tablet
SS5	Non-standard Solid Surface (5 tablets or less)	Call For Quote	

**BURTON**

Burton Occasional Tables feature laminate covered top and sides. Metal sled base legs finished in your choice of powder coat paint colors or optional polished chrome.



27.5" X 30" COFFEE TABLE



27.5" X 48" COFFEE TABLE

## ORDERING INFORMATION

- |                 |                                |
|-----------------|--------------------------------|
| 1) Series Name  | 4) Powder Coat Leg Color       |
| 2) Model Number | 5) Laminate / Veneer Selection |
| 3) Quantity     | 6) Optional Items              |

## BASE SPECIFICATIONS

### Base Details

**Sled Base:** Sled Base is constructed of fully welded .875" diameter, 14-gauge steel tubing with hand brazed welds.

## STANDARD BASE FINISHES

**Sled Base:** Standard Powder Coat

## OPTIONAL BASE FINISHES

**Sled Base:** Polished Chrome

## TABLE TOP SPECIFICATIONS

### Table

Table core is CARB Phase I & Phase II Compliant. Laminate and Veneer backing are glued with water based adhesives.

## COLOR / EDGE SELECTIONS

### Laminate Selections

ERG offers over 1000 standard laminate choices from Nevamar, Wilsonart, Formica and Pionite. Wood veneer is available in transparent stain colors - custom stain matching available for an upcharge.

## OPTIONS

- CODE: PC - Polished Chrome Legs- sled base

Note: Factory installed power/data available, see Accessories online under the 'Products' tab.



OPTIONAL POLISHED  
CHROME LEGS



POWER / DATA  
AVAILABLE



27.5" X 48" COFFEE TABLE



27.5" X 30" COFFEE TABLE

**MODEL / DESCRIPTION / LIST PRICING**

**BURTON | OCCASIONAL | RECTANGLE**

**RECTANGLE**

Model Number	Table Top Size	Table Height	Table Top Shape	Shipping Weight	LAMINATE	WOOD VENEER
BUR2730	27.5"x30"	17"	rectangle with radius corners	35 lbs	\$ 1860	\$2232
BUR2748	27.5"x48"	17"	rectangle with radius corners	40 lbs	\$2510	\$3010

**OPTIONS**

Add upcharge to list price and code to model number

PC	Polished Chrome - Sled Base	\$88
----	-----------------------------	------

**CABANA**

The Cabana occasional tables are a great complement to our Raven collection, offering versatile shapes with a modern drum shape design. It is a flexible look complemented by round legs in wood or metal, to a multitude of applications from lounge to collaborative settings.



RECTANGLE TABLE SHOWN WITH  
OPTIONAL CHROME LEGS



ROUND TABLE SHOWN WITH  
STANDARD POWDER COAT LEGS  
AND OPTIONAL POWER/DATA



OVAL TABLE SHOWN WITH  
STANDARD POWDER COAT LEGS

## ORDERING INFORMATION

- |                          |                                |
|--------------------------|--------------------------------|
| 1) Series Name           | 5) Laminate / Veneer Selection |
| 2) Model Number          |                                |
| 3) Quantity              | 6) Optional 2nd Laminate       |
| 4) Powder Coat Leg Color | 7) Optional Items              |

## BASE SPECIFICATIONS

**Glide:** Legs have a factory installed poly vinyl glide

## STANDARD BASE FINISHES

**Metal 4-Leg:** Standard Powder Coat

## OPTIONAL BASE FINISHES

**Metal 4-Leg:** Polished Chrome

**Wood-4-Leg:** Standard Wood Finish

## TABLE TOP SPECIFICATIONS

### Table

Table core is CARB Phase I & Phase II Compliant. Laminate, wood veneer and phenolic backing are glued with water based adhesives.

## COLOR / EDGE SELECTIONS

### Laminate

ERG offers over 1000 standard laminate choices from Nevamar, Wilsonart, Formica and Pionite. Wood veneer in transparent stain colors and custom stain matching are also available for an upcharge. Solid Surface, 3Form Chroma and stone table tops will be quoted upon request.

**Note:** Some sizes and diameters are approximate, if using an existing solid surface or other top, please call for exact specs before ordering.

## OPTIONS

- CODE: 2LC - 2 color laminate choices
- CODE: PC - Polished Chrome Legs
- CODE: WOD - Solid Maple Wood Legs

Note: Factory installed power/data available,  
See accessories online under the 'Products' tab.


 OVAL TABLE SHOWN WITH  
OPTIONAL CHROME LEGS


 SQUARE TABLE SHOWN WITH  
STANDARD POWDER COAT LEGS

 Applies to:  
CAB18D  
CAB24D  
CAB18S  
CAB24S

**MODEL / DESCRIPTION / LIST PRICING**
**CABANA | OCCASIONAL | ROUND**

 ROUND	Model Number	Table Top Size	Table Height	Shipping Weight	LAMINATE	WOOD VENEER
	CAB18D	18" dia.	17"	40 lbs.	\$1535	\$1961
	CAB24D	24" dia.	17"	50 lbs.	\$1805	\$2668
	CAB30D	30" dia.	17"	60 lbs.	\$2193	\$2739
	CAB36D	36" dia.	17"	80 lbs.	\$2390	\$2982
	CAB42D	42" dia.	17"	90 lbs.	\$2784	\$3821

**CABANA | OCCASIONAL | OVAL**

 OVAL	Model Number	Table Top Size	Table Height	Shipping Weight	LAMINATE	WOOD VENEER
	CAB1726-O	17" x 26"	17"	45 lbs.	\$3030	\$4007
	CAB2234-O	22" x 34"	17"	60 lbs.	\$3259	\$4482

**CABANA | OCCASIONAL | SQUARE**

 SQUARE	Model Number	Table Top Size	Table Height	Shipping Weight	LAMINATE	WOOD VENEER
	CAB18S	18" x 18"	17"	50 lbs.	\$1666	\$2163
	CAB24S	24" x 24"	17"	60 lbs.	\$1848	\$2399
	CAB27S	27" x 27"	17"	63 lbs.	\$2018	\$2624
	CAB30S	30" x 30"	17"	65 lbs.	\$2189	\$2848
	CAB36S	36" x 36"	17"	90 lbs.	\$2754	\$3704
	CAB3232	32" x 32"	16"	85 lbs.	\$2549	\$3313

**CABANA | OCCASIONAL | RECTANGLE**

 RECTANGLE	Model Number	Table Top Size	Table Height	Shipping Weight	LAMINATE	WOOD VENEER
	CAB1426	14" x 26"	16"	40 lbs.	\$1945	\$2526
	CAB1826	18" x 26"	16"	45 lbs.	\$1976	\$2570
	CAB2448	24" x 48"	17"	85 lbs.	\$2910	\$3781

**OPTIONS**

Add upcharge to list price and code to model number

2LC	2 Color Laminate Option	\$229	per table
PC	Polished Chrome Legs	\$34	per leg

STH	Special Table Height	\$197	per table
WOD	Solid Maple Wood Legs	\$32	per table



## CAPRI

Capri is the perfect portable tablet table for casual work. Take this simple table and move around your environment for easy transporting anywhere. It offers six classic tabletop shapes and two base shapes, to suit the need of a casual rest stop.



ROUNDED ENDS METAL BASE  
WITH CAP102 TOP



RECTANGLE METAL BASE  
WITH CAP105 TOP

## ORDERING INFORMATION

- |                 |                  |
|-----------------|------------------|
| 1) Series Name  | 4) Frame Finish  |
| 2) Model Number | 5) Top Selection |
| 3) Quantity     |                  |

## BASE SPECIFICATIONS

### Frame

The Capri features a fully welded 1.25" dia. steel tube column with a solid steel base. Base is available in two shapes - rectangle and rounded ends.

### Glides

Black Vinyl Glides

## STANDARD BASE FINISHES

**Rectangle Metal Base:** Standard Powder Coat  
**Rounded Ends Metal Base:** Standard Powder Coat

## TABLE TOP SPECIFICATIONS

### Table Tops

Table tops offered for the Capri include 0.75" Laminate/Veneer with exposed multi-ply edge or 0.5" Solid Surface.

### Table Shapes

Tables are available in 6 shapes (3 per base).  
 See dimensions on following pages for all table top sizes.

## COLOR / EDGE SELECTIONS

### Veneer

Maple veneer top with exposed multi-ply edge in standard transparent wood stain colors.

### Laminate

Standard laminate top with exposed multi-ply edge available in:  
 Wilsonart Black 1595-60  
 Formica Brite White 459-58  
 Nevamar Silver Alu Metalx MXT003  
 Wilsonart Montana Walnut 7110K-78

### Edge

Exposed Multi-ply Edge

### Solid Surface

Stock solid surface top is available in:  
**Corian** Bone, Canyon, Glacier White, and Silver Grey

**Other Laminates and surfaces available with minimum quantities.**

## OPTIONS

- CODE: LAM5 - Non-standard laminate for 5 or less tablets  
see options for upcharge
- CODE: SS5 - Non-standard Solid Surface top for 5 or less tablets

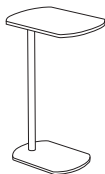
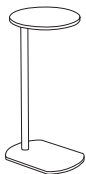
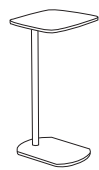


ROUNDED ENDS METAL BASE

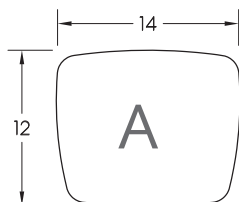


ROUNDED ENDS METAL BASE  
WITH CAP101 TOP

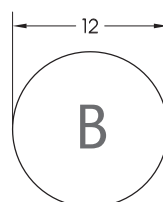
**MODEL / DESCRIPTION / LIST PRICING**



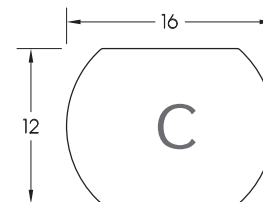
Model Number	Model Description	Table Height	Shipping Weight	MULTI-PLY LAMINATE TOP	veneer TOP	SOLID SURFACE TOP
				EDGE 6F	EDGE 8F	+SS
CAP101	Pull-Up	26"	28 lbs.	\$1003	\$1111	\$1728
CAP102	Pull-Up	26"	28 lbs.	\$1003	\$1111	\$1728
CAP103	Pull-Up	26"	28 lbs.	\$1003	\$1111	\$1728



ALMOST  
SQUARE



ROUND



ROUNDED  
ENDS

**OPTIONS**

Add upcharge to list price and code to model number

LAM5	Non-standard laminate (5 tablets or less)	\$554	ea. tablet	SS5	Non-standard Solid Surface (5 tablets or less)	Call For Quote
------	-------------------------------------------	-------	------------	-----	------------------------------------------------	----------------




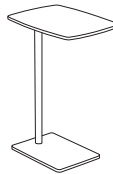


RECTANGLE METAL BASE

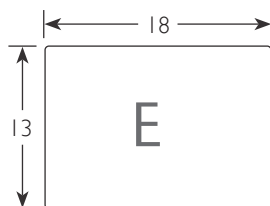


RECTANGLE METAL BASE  
WITH CAP104 TOP

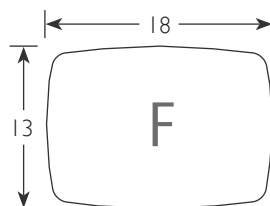
**MODEL / DESCRIPTION / LIST PRICING**



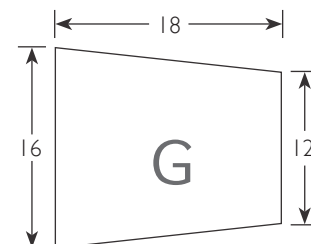
Model Number	Model Description	Table Height	Shipping Weight	MULTI-PLY LAMINATE TOP	VENEER TOP	SOLID SURFACE TOP
				EDGE 6F	EDGE 8F	+SS
<b>CAP104</b>	Pull-Up	26"	28 lbs.	\$ 1003	\$ 1111	\$ 1728
<b>CAP105</b>	Pull-Up	26"	28 lbs.	\$ 1003	\$ 1111	\$ 1728
<b>CAP106</b>	Pull-Up	26"	28 lbs.	\$ 1003	\$ 1111	\$ 1728



RECTANGLE



ALMOST  
RECTANGLE



TRAPEZOID

**OPTIONS**

Add upcharge to list price and code to model number

LAM5	Non-standard laminate (5 tablets or less)	\$554	ea. tablet	SS5	Non-standard Solid Surface (5 tablets or less)	Call For Quote
------	-------------------------------------------	-------	------------	-----	------------------------------------------------	----------------

## CARLTON

The Carlton collection encompasses four shells, the Guest chair, the Mid-Back, the High-Back and the Demi-back Barstool. They offer a fully upholstered shell and seat, and features an added seat cushion for extra softness and comfort. This collection suits a wide range of applications, from Office and Lobby seating, to a collaborative meeting at a high table. This collection has an extensive array of bases to fit any designed space.



**GUEST CHAIR**  
4 LEG



**MID-BACK**  
HIGH FIVE GLIDE SWIVEL



**HIGH BACK**  
WOOD LEGS



**BARSTOOL**  
4 LEG

### ORDERING INFORMATION

#### To Order Please Specify:

- |                 |                          |
|-----------------|--------------------------|
| 1) Series Name  | 4) Fabric Grade & Number |
| 2) Model Number | 5) Base Finish           |
| 3) Quantity     | 6) Optional Items        |

SOFT SEATING	WEIGHT LIMIT
1 Seat	500 lbs.
Metal Legs	350 lbs.

### STANDARD BASE FINISHES

- 4 Leg:** Polished Chrome  
**4-Star Steel Swivel Base:** Polished Chrome Only  
**High Five Glide Swivel:** Polished Chrome  
**5-Star Swivel Casters:** Polished Aluminum  
**Cross Sled Wire Frame:** Polished Chrome  
**Wood Legs:** Standard Wood Stain  
**4 Leg Barstool:** Polished Chrome

### OPTIONAL BASE FINISHES

- 4 Leg:** Standard Powder Coat  
**High Five Glide Swivel:** Standard Powder Coat  
**Cross Sled Wire Frame:** Standard Powder Coat  
**4 Leg Barstool:** Standard Powder Coat  
**5-Star Swivel Casters:** Standard Powder Coat

### GENERAL SPECIFICATIONS

#### Upholstery / Foam

Cold injected urethane molded foam with inner steel welded frame.

#### Graded-In & COM Fabric Testing

Due to the complexity of the upholstery process, please submit your Graded-in/COM for testing. A 10"x10" sample is required. **ALL FABRIC MUST BE PRE APPROVED.** Please see Approved Fabrics link under product webpage images.

#### Base Details

**4 Leg:** Frames are fully welded 14-gauge, 1" diameter tubular steel with steel glides.

**4 Star Steel Swivel:** 360° swivel, polished chrome steel construction with fixed seat height and adjustable steel glides included. This comes standard as a Non auto-return base. An optional auto return is available on the Mid back and High back shells only.

**High Five Glide Swivel:** 360° swivel, brushed stainless steel construction with fixed seat height and plastic glides. This comes standard as a Non auto-return base. An optional auto return is available on the Mid back and High back shells only.

**5-Star Swivel Casters:** 360° swivel, polished aluminum construction with adjustable seat height with black carpet casters

**Cross Sled Wire Frame:** .50" diameter, cold roll steel continuous solid rod with plastic glides.

**Wood Legs:** 1.75" diameter Beech wood legs, tapered down to 1.5" diameter with plastic glides. Wood legs attached with powder coated steel plate in black.

**Barstool:** .75" diameter, 16 gauge steel tubing with hand brazed welds.

## OPTIONS

- CODE: FR - CAL 133 (TB 133) Fire Retardant
- CODE: MB - Moisture Barrier (up to 60" overall width)
- CODE: SF - Powder Coat Finish
- CODE: 2FO - 2 Fabric Option (when seat and back are upholstered in two different fabrics of your choice)
- CODE: CH - Counter Height (24" seat height)
- CODE: SH - Special Height (22" Lowest Seat Height)
- CODE: BFC - Black Hard Floor & Carpet Casters
- CODE: CAS2 - 2" Locking Casters - Black
- CODE: 4SAR - 4 Star Steel Base with Auto Return
- CODE: HFAR - High Five Glide with Auto Return



POWDER COAT FINISH



2 FABRIC OPTION



BLACK HARD FLOOR AND  
CARPET CASTERS

DIMENSIONS	4 Leg Base	4-Star Base	Cross Sled Wire Frame	5-Star Base
Seat Height:	17.25"	17.75"	17"	17-19"
Seat Width:	18"	18"	18"	18"
Seat Depth	17"	17"	17"	17"
Overall Height:	33.5"	33.5"	34.5"	33-35"
Overall Width:	24.5"	24.5"	24.5"	24.5"
Overall Depth:	22.5"	22.5"	22.5"	22.5"
Qty./Wt.:	1 ea./28 lbs.	1 ea./30 lbs.	1 ea./26 lbs.	1 ea./30.5 lbs.


 GUEST CHAIR  
 CROSS SLED WIFRE FRAME

 GUEST CHAIR  
 5-STAR SWIVEL CASTERS

**MODEL / DESCRIPTION / LIST PRICING**

**8710 4 Legs**

COM Yardage: 2.75 Yds. / Back: 2 Yds. / Seat: 0.75 Yd.

COM	GR1	GR2	GR3	GR4	GR5	GR6	GR7	GR8	GR9	GR10	LEA
\$1361	\$1467	\$1574	\$1679	\$1793	\$1906	\$2022	\$2136	\$2253	\$2365	\$2479	\$2830


**8712 4 Star Steel Swivel Base**

COM Yardage: 2.75 Yds. / Back: 2 Yds. / Seat: 0.75 Yd.

COM	GR1	GR2	GR3	GR4	GR5	GR6	GR7	GR8	GR9	GR10	LEA
\$1391	\$1495	\$1601	\$1710	\$1823	\$1936	\$2051	\$2165	\$2280	\$2393	\$2507	\$2859


**8714 Cross Sled Wire Frame**

COM Yardage: 2.75 Yds. / Back: 2 Yds. / Seat: 0.75 Yd.

COM	GR1	GR2	GR3	GR4	GR5	GR6	GR7	GR8	GR9	GR10	LEA
\$1461	\$1568	\$1674	\$1777	\$1894	\$2008	\$2122	\$2235	\$2350	\$2465	\$2579	\$2930


**8718 5 Star Swivel Base with Casters**

COM Yardage: 2.75 Yds. / Back: 2 Yds. / Seat: 0.75 Yd.

COM	GR1	GR2	GR3	GR4	GR5	GR6	GR7	GR8	GR9	GR10	LEA
\$1715	\$1816	\$1915	\$2016	\$2124	\$2233	\$2341	\$2449	\$2556	\$2663	\$2773	\$3104

**OPTIONS**

Add upcharge to list price and code to model number

FR	CAL 133 (TB 133) Fire Retardant per yard	\$118	/yd.
MB	Moisture Barrier (up to 60" overall width)	\$164	ea.
2FO	Two fabric option	\$131	

SF	Powder Coat Finish	\$63	
BFC	Black Hard Floor & Carpet Casters	\$44	per chair
CAS2	2" Locking Casters - Black	\$28	ea.

DIMENSIONS	4-Star Base	Cross Sled Wire Frame	High Five Glide Swivel	Wood Legs
Seat Height:	17"	17.25"	17.75"	16"
Seat Width:	19"	19"	19"	19"
Seat Depth	17"	17"	17"	17"
Overall Height:	35"	38"	37.5"	33.5"
Overall Width:	27.5"	27.5"	27.5"	27.5"
Overall Depth:	24.5"	24.5"	24.5"	24.5"
Qty./Wt.:	1 ea./34 lbs.	1 ea./30 lbs.	1 ea./38 lbs.	1 ea./40 lbs.


MID-BACK CHAIR  
WOOD LEGS

MID-BACK CHAIR  
4-STAR BASE

**MODEL / DESCRIPTION / LIST PRICING**

**8720** 4 Star Steel Swivel Base

COM Yardage: 3 Yds. / Back: 2 Yds. / Seat: 1 Yd.

COM	GR1	GR2	GR3	GR4	GR5	GR6	GR7	GR8	GR9	GR10	LEA
\$1687	\$1805	\$1920	\$2036	\$2153	\$2268	\$2385	\$2502	\$2617	\$2733	\$2836	\$3148


**8722** Cross Sled Wire Frame

COM Yardage: 3 Yds. / Back: 2 Yds. / Seat: 1 Yd.

COM	GR1	GR2	GR3	GR4	GR5	GR6	GR7	GR8	GR9	GR10	LEA
\$1839	\$1954	\$2070	\$2185	\$2302	\$2418	\$2535	\$2652	\$2766	\$2884	\$2985	\$3297


**8724** High Five Glide Swivel

COM Yardage: 3 Yds. / Back: 2 Yds. / Seat: 1 Yd.

COM	GR1	GR2	GR3	GR4	GR5	GR6	GR7	GR8	GR9	GR10	LEA
\$2019	\$2135	\$2253	\$2367	\$2485	\$2599	\$2715	\$2834	\$2948	\$3066	\$3166	\$3479


**8726** Wood Legs

COM Yardage: 3 Yds. / Back: 2 Yds. / Seat: 1 Yd.

COM	GR1	GR2	GR3	GR4	GR5	GR6	GR7	GR8	GR9	GR10	LEA
\$2296	\$2410	\$2528	\$2642	\$2761	\$2877	\$2992	\$3109	\$3224	\$3340	\$3443	\$3754

**OPTIONS**

Add upcharge to list price and code to model number

FR	CAL 133 (TB 133) Fire Retardant per yard	\$118	/yd.
MB	Moisture Barrier (up to 60" overall width)	\$164	ea.
2FO	Two fabric option	\$131	

SF	Powder Coat Finish	\$63	
4SAR	4 Star Steel Base with Auto Return	\$59	ea.
HFAR	High Five Glide with Auto Return	\$59	ea.

DIMENSIONS	4-Star Base	Cross Sled Wire Frame	High Five Glide Swivel	Wood Legs
Seat Height:	17.25"	17"	18"	16"
Seat Width:	19"	19"	19"	19"
Seat Depth:	17"	17"	17"	17"
Overall Height:	41"	44"	43.5"	40"
Overall Width:	27.5"	27.5"	27.5"	27.5"
Overall Depth:	24.5"	24.5"	24.5"	24.5"
Qty./Wt.:	1 ea./39 lbs.	1 ea./35 lbs.	1 ea./43 lbs.	1 ea./45 lbs.



HIGH-BACK CHAIR  
HIGH FIVE GLIDE SWIVEL BASE



HIGH-BACK CHAIR  
4-STAR BASE

### MODEL / DESCRIPTION / LIST PRICING



#### 8730 4 Star Steel Swivel Base

COM Yardage: 3.5 Yds. / Back: 2.5 Yds. / Seat: 1 Yd.

COM	GR1	GR2	GR3	GR4	GR5	GR6	GR7	GR8	GR9	GR10	LEA
\$2065	\$2196	\$2311	\$2427	\$2544	\$2659	\$2775	\$2892	\$3008	\$3124	\$3225	\$3539



#### 8732 Cross Sled Wire Frame

COM Yardage: 3.5 Yds. / Back: 2.5 Yds. / Seat: 1 Yd.

COM	GR1	GR2	GR3	GR4	GR5	GR6	GR7	GR8	GR9	GR10	LEA
\$2071	\$2202	\$2318	\$2434	\$2549	\$2668	\$2783	\$2900	\$3015	\$3131	\$3233	\$3545



#### 8738 High Five Glide Swivel Base

COM Yardage: 3.5 Yds. / Back: 2.5 Yds. / Seat: 1 Yd.

COM	GR1	GR2	GR3	GR4	GR5	GR6	GR7	GR8	GR9	GR10	LEA
\$2530	\$2660	\$2776	\$2893	\$3010	\$3126	\$3242	\$3357	\$3475	\$3590	\$3693	\$4006



#### 8736 Wood Legs

COM Yardage: 3.5 Yds. / Back: 2.5 Yds. / Seat: 1 Yd.

COM	GR1	GR2	GR3	GR4	GR5	GR6	GR7	GR8	GR9	GR10	LEA
\$2588	\$2719	\$2836	\$2952	\$3068	\$3183	\$3300	\$3418	\$3532	\$3650	\$3750	\$4063

### OPTIONS

Add upcharge to list price and code to model number

FR	CAL 133 (TB 133) Fire Retardant per yard	\$118	/yd.
MB	Moisture Barrier (up to 60" overall width)	\$164	ea.
2FO	Two fabric option	\$131	

SF	Powder Coat Finish	\$63	
4SAR	4 Star Steel Base with Auto Return	\$59	ea.
HFAR	High Five Glide with Auto Return	\$59	ea.

DIMENSIONS	Barstool
Seat Height:	30.5"
Seat Width:	17"
Seat Depth	17"
Overall Height:	36"
Overall Width:	22"
Overall Depth:	20"
Qty./Wt.:	1 ea./23 lbs.



BARSTOOL

## MODEL / DESCRIPTION / LIST PRICING



**8740** 4 Leg Barstool

COM Yardage: 1.75 Yds. / Back: 1 Yd. / Seat: .75 Yd.

COM	GR1	GR2	GR3	GR4	GR5	GR6	GR7	GR8	GR9	GR10	LEA
\$1119	\$1180	\$1220	\$1261	\$1302	\$1342	\$1384	\$1424	\$1472	\$1520	\$1615	\$1905

## OPTIONS

Add upcharge to list price and code to model number

FR	CAL 133 (TB 133) Fire Retardant per yard	\$118	/yd.
MB	Moisture Barrier (up to 60" overall width)	\$164	ea.
2FO	Two fabric option	\$131	
SF	Powder Coat Finish (Stool)	\$76	

CH	Counter Height (24" seat height)	\$37	
SH	Specialty Height (22" Lowest Seat Height)	\$37	



## CAYMAN

The Cayman table collection features a polished chrome X-base and T-leg bases. These versatile tables are perfect for dining and training areas, as well as lounge areas with the need for occasional tables that complement several of our seat offerings.



CAFÉ TABLE



TRAINING TABLE SHOWN WITH  
OPTIONAL POWDER COAT FINISH



OCCASIONAL TABLE

### ORDERING INFORMATION

- |                               |                                          |
|-------------------------------|------------------------------------------|
| 1) Series Name                | 6) Edge Table Style Code and Color       |
| 2) Model Number               | 7) Optional Items                        |
| 3) Size                       | 8) Solid Surface Available - Please Call |
| 4) Quantity                   |                                          |
| 5) Laminate Selection and No. |                                          |

### BASE SPECIFICATIONS

**Column:** 2.5" dia. - 20" and 24" inch X-bases and 22" T-leg, 3" dia. - 28" and 32" inch X-bases, Steel tubing

**Base:** Steel tubing

**Plate:** 10" x 10" square, 12" X 12" square, 14" X 14" square

**Glides:** Adjustable glides

**Assembly:** Steel tubing is bolted from column to top plate (No Tie-Rod assembly)

### STANDARD BASE FINISHES

**X-Base:** Polished Chrome

**T-Leg:** Polished Chrome

### OPTIONAL BASE FINISHES

**X-Base:** Standard Powder Coat

**T-Leg:** Standard Powder Coat

### TABLE TOP SPECIFICATIONS

#### Table Tops

Table top core is CARB Phase I & Phase II Compliant. Laminate, wood veneer and phenolic backing are glued with water based adhesives.

### COLOR / EDGE SELECTIONS

#### Laminate/Veneer Selections

ERG offers over 1000 standard laminate choices from Nevamar, Wilsonart, Formica and Pionite. Wood veneer is available in transparent stain colors - custom stain matching available for an upcharge.

#### Edge Selections

ERG offers a wide variety of table top edge materials including PVC, wood, aluminum and resin/urethane.

Special Edge Note: When ganging or butting tables together, ERG recommends using 3MM flat edge or flat wood edge. Square tables using PVC **T-MOLD** edge will have a 3" radius on all corners.

### OPTIONS

- CODE: ASB - Anti-Sag Bar for tables under 72"
- CODE: SF - Powder Coat Finish
- CODE: STH - Special Table Height (other than 29" or 42")
- CODE: RAD - 3" Radius Corners for 3MM Edge



GLIDE DETAIL



36" ROUND CAFÉ TABLE


 30" SQUARE CAFÉ TABLE SHOWN WITH  
 OPTIONAL POWDER COAT FINISH


Applies to:  
 CAY24D  
 CAY30D  
 CAY36D  
 CAY42D  
 CAY24S  
 CAY2430S  
 CAY30S  
 CAY36S

**MODEL / DESCRIPTION / LIST PRICING**
**CAYMAN | CAFÉ | ROUND**

●  
 ROUND

Model Number	Table Top Size	Base Spread	Table Height	Shpg. Wght.	LAMINATE TOP ASSORTED EDGES							VENEER TOP	
					GRP 1	GRP 2	GRP 3	GRP 4	GRP 5	GRP 6	GRP 7	GRP 8	GRP 9
CAY24D	24" dia.	20"- X	29"	32	\$624	\$638	\$721	\$887	\$904	\$1025	\$1170	\$1577	\$1767
CAY30D	30" dia.	24"- X	29"	43	\$707	\$725	\$834	\$1067	\$1084	\$1244	\$1436	\$1839	\$2005
CAY36D	36" dia.	28"- X	29"	53	\$803	\$824	\$958	\$1246	\$1263	\$1455	\$1687	\$2119	\$2278
CAY42D	42" dia.	32"- X	29"	81	\$953	\$979	\$1156	\$1538	\$1555	\$1807	\$2109	\$2564	\$2702

**CAYMAN | CAFÉ | SQUARE**

■  
 SQUARE

Model Number	Table Top Size	Base Spread	Table Height	Shpg. Wght.	LAMINATE TOP ASSORTED EDGES							VENEER TOP	
					GRP 1	GRP 2	GRP 3	GRP 4	GRP 5	GRP 6	GRP 7	GRP 8	GRP 9
CAY24S	24" x 24"	20"- X	29"	40	\$635	\$647	\$733	\$906	\$923	\$1049	\$1199	\$1607	\$1796
CAY2430S	24" x 30"	24"- X	29"	49	\$678	\$695	\$797	\$1005	\$1022	\$1168	\$1344	\$1749	\$1922
CAY30S	30" x 30"	28"- X	29"	54	\$707	\$725	\$834	\$1067	\$1084	\$1244	\$1436	\$1839	\$2005
CAY36S	36" x 36"	32"- X	29"	67	\$803	\$824	\$958	\$1246	\$1263	\$1455	\$1687	\$2119	\$2278

**OPTIONS**

Add upcharge to list price and code to model number

STH	Special Table Height (other than 29" or 42")	\$197	per base
SF	Powder Coat Finish	\$79	per base

RAD	3" Radius Corners for 3MM Edge	\$262	per table
-----	--------------------------------	-------	-----------



36" ROUND BAR HEIGHT TABLE SHOWN  
WITH OPTIONAL POWDER COAT FINISH



Applies to:  
CAYH24D  
CAYH30D  
CAYH36D  
CAYH2430S  
CAYH30S  
CAYH36S

**MODEL / DESCRIPTION / LIST PRICING**

**CAYMAN | CAFÉ | BARHEIGHT | ROUND**



ROUND

Model Number	Table-TopSize	BaseSpread	Table-Height	Shpg. Wght.	LAMINATETOPASSORTEDEGES							VENEERTOP	
					GRP1	GRP2	GRP3	GRP4	GRP5	GRP6	GRP7	GRP8	GRP9
CAYH24D	24"dia.	20"-X	42"	40	\$812	\$825	\$906	\$1064	\$1081	\$1202	\$1347	\$1968	\$2295
CAYH30D	30"dia.	24"-X	42"	50	\$895	\$913	\$1020	\$1244	\$1261	\$1420	\$1613	\$2229	\$2532
CAYH36D	36"dia.	32"-X	42"	63	\$992	\$1012	\$1145	\$1423	\$1440	\$1633	\$1865	\$2507	\$2806

**CAYMAN | CAFÉ | BARHEIGHT | SQUARE**



SQUARE

Model Number	Table-TopSize	BaseSpread	Table-Height	Shpg. Wght.	LAMINATETOPASSORTEDEGES							VENEERTOP	
					GRP1	GRP2	GRP3	GRP4	GRP5	GRP6	GRP7	GRP8	GRP9
CAYH2430S	24"x30"	24"-X	42"	49	\$866	\$883	\$982	\$1181	\$1198	\$1345	\$1521	\$2139	\$2451
CAYH30S	30"x30"	28"-X	42"	54	\$895	\$913	\$1020	\$1244	\$1261	\$1420	\$1613	\$2229	\$2532
CAYH36S	36"x36"	32"-X	42"	69	\$992	\$1012	\$1145	\$1423	\$1440	\$1633	\$1865	\$2507	\$2806

Note: Other bar height sizes available. Call for pricing.

**OPTIONS**

Add upcharge to list price and code to model number

STH	Special Table Height (other than 29" or 42")	\$197	per base
SF	Powder Coat Finish	\$79	per base

RAD	3" Radius Corners for 3MM Edge	\$262	per table
-----	--------------------------------	-------	-----------



24" X 60" TRAINING TABLE SHOWN WITH  
 OPTIONAL POWDER COAT FINISH

## MODEL / DESCRIPTION / LIST PRICING

### CAYMAN | TRAINING | RECTANGLE

RECTANGLE

Model- Number	TableTop- Size	Bas- eSpread	Table- Height	Shpg. Wght.	LAMINATETOPASSORTEDEGES							VENEERTOP	
					GRP1	GRP2	GRP3	GRP4	GRP5	GRP6	GRP7	GRP8	GRP9
CAY1836	18X36	16"-T	29"	53	\$728	\$745	\$846	\$1050	\$1067	\$1214	\$1389	\$1851	\$2060
CAY1848	18X48	16"-T	29"	59	\$765	\$783	\$897	\$1132	\$1149	\$1313	\$1507	\$1970	\$2166
CAY1860	18X60	16"-T	29"	66	\$803	\$823	\$949	\$1212	\$1229	\$1411	\$1628	\$2088	\$2276
CAY1872	18X72	16"-T	29"	80	\$935	\$956	\$1093	\$1382	\$1399	\$1599	\$1836	\$2401	\$2644
CAY2436	24X36	22"-T	29"	61	\$772	\$788	\$904	\$1144	\$1161	\$1325	\$1526	\$1987	\$2182
CAY2448	24X48	22"-T	29"	70	\$818	\$838	\$968	\$1246	\$1263	\$1451	\$1677	\$2137	\$2317
CAY2460	24X60	22"-T	29"	79	\$866	\$889	\$1036	\$1349	\$1366	\$1576	\$1829	\$2286	\$2453
CAY2472	24X72	22"-T	29"	88	\$1006	\$1032	\$1193	\$1539	\$1556	\$1789	\$2070	\$2632	\$2851
CAY3036	30X36	22"-T	29"	68	\$834	\$854	\$982	\$1253	\$1270	\$1455	\$1680	\$2161	\$2358
CAY3048	30X48	22"-T	29"	79	\$890	\$913	\$1062	\$1377	\$1394	\$1608	\$1865	\$2342	\$2520
CAY3060	30X60	22"-T	29"	90	\$947	\$973	\$1140	\$1503	\$1520	\$1759	\$2048	\$2523	\$2684
CAY3072	30X72	22"-T	29"	102	\$1098	\$1127	\$1312	\$1714	\$1731	\$2000	\$2319	\$2900	\$3112

**Note: Not available with flip top or casters**

## OPTIONS

Add upcharge to list price and code to model number

ASB	Anti-Sag Bar for tables under 72"	\$105	per table
STH	Special Table Height (other than 29" or 42")	\$197	per leg

SF	Powder Coat Finish	\$79	per base
RAD	3" Radius Corners for 3MM Edge	\$262	per table



30" ROUND OCCASIONAL TABLE



24" SQUARE OCCASIONAL TABLE

**MODEL / DESCRIPTION / LIST PRICING**
**CAYMAN | OCCASIONAL | ROUND**


Model Number	Table Top Size	Base Spread	Table Height	Shpg. Wght.	LAMINATE TOP EDGE 2B	LAMINATE TOP EDGE 3A OR SELF EDGE	LAMINATE TOP FLAT EDGE 4B	LAMINATE TOP EDGE 6-J	VENEER TOP EDGE 8G	SOLID SURFACE TOP
CAYO20D	20" dia.	20" - X	17"	35	\$782	\$954	\$962	\$1220	\$1700	CALL
CAYO24D	24" dia.	20" - X	17"	40	\$816	\$996	\$986	\$1344	\$1733	CALL
CAYO30D	30" dia.	24" - X	17"	45	\$858	\$1046	\$1084	\$1413	\$1762	CALL
CAYO36D	36" dia.	28" - X	17"	50	\$966	\$1179	\$1118	\$1502	\$1922	CALL
CAYO20DT	20" dia.	20" - X	22"	35	\$809	\$988	\$980	\$1232	\$1728	CALL
CAYO24DT	24" dia.	20" - X	22"	40	\$843	\$1028	\$1069	\$1377	\$1755	CALL

**CAYMAN | OCCASIONAL | SQUARE**


Model Number	Table Top Size	Base Spread	Table Height	Shpg. Wght.	LAMINATE TOP EDGE 2B	LAMINATE TOP EDGE 3A OR SELF EDGE	LAMINATE TOP FLAT EDGE 4B	LAMINATE TOP EDGE 6-J	VENEER TOP EDGE 8G	SOLID SURFACE TOP
CAYO20S	20" x 20"	20" - X	17"	45	\$788	\$961	\$966	\$1232	\$1706	CALL
CAYO24S	24" x 24"	20" - X	17"	50	\$818	\$998	\$989	\$1350	\$1738	CALL
CAYO30S	30" x 30"	28" - X	17"	55	\$860	\$1049	\$1086	\$1419	\$1766	CALL
CAYO20ST	20" x 20"	20" - X	22"	47	\$815	\$994	\$984	\$1241	\$1728	CALL
CAYO24ST	24" x 24"	20" - X	22"	52	\$845	\$1032	\$1072	\$1382	\$1731	CALL

**OPTIONS**

Add upcharge to list price and code to model number

SF	Powder Coat Finish	\$79	per base
----	--------------------	------	----------

## CHARLOTTE

The Charlotte lounge chair is an impressive sit with a soft wing back look, that allows a fully closed back or an open back with a cleanout. The back design is derived of soft contours and subtle stitching details accompanied with a generous seat. The Charlotte offers three attractive base designs, the metal wire frame that wraps around and gently hugs the back for a modern glance, the 4 Star steel base that allows mobility with the auto-return and the wood post legs that adds warmth to this classic look.



METAL WIRE FRAME SHOWN  
WITH THE STANDARD GOLD  
COAST FINISH.



WOOD POST LEGS WITH  
CLEANOUT



4 STAR SWIVEL BASE

### ORDERING INFORMATION

#### To Order Please Specify:

- |                 |                          |
|-----------------|--------------------------|
| 1) Series Name  | 4) Fabric Grade & Number |
| 2) Model Number | 5) Base Finish           |
| 3) Quantity     | 6) Optional Items        |

SOFT SEATING	WEIGHT LIMIT
1 Seat	500 lbs.

### STANDARD BASE FINISHES

**Metal Wire Frame:** Gold Coast Finish

**Wood Post Legs:** Standard Wood Stain

**4 Star Steel Swivel:** Polished Aluminum

### OPTIONAL BASE FINISHES

**Metal Wire Frame:** Standard Powder Coat

**4 Star Steel Swivel:** Standard Powder Coat



NOTE: DUE TO THE CURVES OF THIS CHAIR,  
MAY CAUSE WRINKLING IN THE UPHOLSTERY.

### GENERAL SPECIFICATIONS

#### Upholstery / Foam

Cold injected urethane molded foam with inner steel welded frame.

#### Graded-In & COM Fabric Testing

Due to the complexity of the upholstery process, please submit your Graded-in/COM for testing. A 10"x10" sample is required. **ALL FABRIC MUST BE PRE APPROVED.** Please see Approved Fabrics link under product webpage images.

#### Base Details

**Metal Wire Frame:** Frames are fully welded in 10mm solid stainless steel rod, with plastic glides.

**Wood Post Legs:** 3" diameter Ash wood legs, tapered down to 1.25", with felt pads. Wood legs attached with powder coated steel plate in black.

**4 Star Steel Swivel:** Auto Return, polished chrome steel construction with fixed seat height and adjustable steel glides included.

### OPTIONS

- CODE: FR - CAL 133 (TB 133) Fire Retardant
- CODE: MB - Moisture Barrier (per seat)
- CODE: SF - Powder Coat Paint Color

DIMENSIONS	Metal Wire Frame	Wood Post Legs	4 Star Swivel Base
Seat Height:	18"	17.5"	17.5"
Seat Width:	19.75"	19.75"	19.75"
Seat Depth:	19.5"	19.5"	19.5"
Arm Height:	24"	24.5"	24"
Overall Height:	44.5"	43.5"	42.75"
Overall Width:	31.5"	31.5"	31.5"
Overall Depth:	31"	31"	32.5"
Qty./Wt.:	1 ea./51 lbs.	1 ea./50 lbs.	1 ea./50 lbs.


 LOUNGE CHAIR WITH OPTIONAL  
 BLACK POWDER COAT WIRE FRAME

 LOUNGE CHAIR WITH  
 WOOD POST LEGS

**MODEL / DESCRIPTION / LIST PRICING**

**2280 Metal Wire Frame**

COM Yardage: 5 Yds.

COM	GR1	GR2	GR3	GR4	GR5	GR6	GR7	GR8	GR9	GR10	LEA
\$2365	\$2477	\$2562	\$2649	\$2753	\$2845	\$2938	\$3030	\$3122	\$3215	\$3308	\$3590


**2282 Wood Post Legs**

COM Yardage: 5 Yds.

COM	GR1	GR2	GR3	GR4	GR5	GR6	GR7	GR8	GR9	GR10	LEA
\$2613	\$2724	\$2809	\$2896	\$3000	\$3093	\$3185	\$3277	\$3370	\$3462	\$3555	\$3837


**2284 4 Star Swivel Base**

COM Yardage: 5 Yds.

COM	GR1	GR2	GR3	GR4	GR5	GR6	GR7	GR8	GR9	GR10	LEA
\$2458	\$2570	\$2654	\$2740	\$2845	\$2938	\$3030	\$3122	\$3215	\$3308	\$3399	\$3683

**OPTIONS**

Add upcharge to list price and code to model number

FR	CAL 133 (TB 133) Fire Retardant per yard	\$118	/yd.
MB	Moisture Barrier (per seat)	\$164	ea.

SF	Powder Coat Color Finish	\$63	ea.
----	--------------------------	------	-----



DIMENSIONS	Metal Wire Frame w/Cleanout	Wood Post Legs w/Cleanout	4 Star Swivel Base w/Cleanout
Seat Height:	18"	17.5"	17.5"
Seat Width:	19.75"	19.75"	19.75"
Seat Depth	19.5"	19.5"	19.5"
Arm Height	24"	24.5"	24"
Overall Height:	44.5"	43.5"	42.75"
Overall Width:	31.5"	31.5"	31.5"
Overall Depth:	31"	31"	32.5"
Qty./Wt.:	1 ea./51 lbs.	1 ea./50 lbs.	1 ea./50 lbs.



LOUNGE CHAIR WITH  
WOOD POST LEGS AND CLEANOUT



LOUNGE CHAIR WITH  
4 STAR SWIVEL BASE AND CLEANOUT

## MODEL / DESCRIPTION / LIST PRICING



### 2281 Metal Wire Frame with Cleanout

COM Yardage: 5 Yds.

COM	GR1	GR2	GR3	GR4	GR5	GR6	GR7	GR8	GR9	GR10	LEA
\$2562	\$2674	\$2759	\$2845	\$2950	\$3042	\$3135	\$3227	\$3320	\$3411	\$3504	\$3788



### 2283 Wood Post Legs with Cleanout

COM Yardage: 5 Yds.

COM	GR1	GR2	GR3	GR4	GR5	GR6	GR7	GR8	GR9	GR10	LEA
\$2809	\$2921	\$3007	\$3093	\$3198	\$3289	\$3382	\$3475	\$3567	\$3659	\$3752	\$4035



### 2286 4 Star Swivel Base with Cleanout

COM Yardage: 5 Yds.

COM	GR1	GR2	GR3	GR4	GR5	GR6	GR7	GR8	GR9	GR10	LEA
\$2654	\$2766	\$2851	\$2938	\$3042	\$3135	\$3227	\$3320	\$3411	\$3504	\$3597	\$3880

## OPTIONS

Add upcharge to list price and code to model number

FR	CAL 133 (TB 133) Fire Retardant per yard	\$118	/yd.
MB	Moisture Barrier (per seat)	\$164	ea.

SF	Powder Coat Color Finish	\$63	ea.
----	--------------------------	------	-----

**CLAYTON**

Clayton is an adjustable height pull-up table ideal for a seat with an arm or bench seating. Its adaptability and top options make it the perfect table for whether there is a need for focused work or relaxing with a light read. Great for corporate or educational open areas that have multiple types of seating, where Clayton can provide flexibility.



ROUNDED RECTANGLE TOP SHOWN  
WITH BLACK MATTE FINISH



18" ROUND TOP SHOWN WITH  
BRUSHED ALUMINUM FINISH

## ORDERING INFORMATION

- |                 |                  |
|-----------------|------------------|
| 1) Series Name  | 4) Frame Finish  |
| 2) Model Number | 5) Top Selection |
| 3) Quantity     |                  |

## BASE SPECIFICATIONS

**Table Height:** Adjustable height from 20" to 27.25"

**Column:** This is an adjustable height table with a 2.25" steel round tube with an inner 2" tube.

**Base:** A .32" Flat Steel base

**Glides:** Black Vinyl glides

## STANDARD BASE FINISHES

**Base:**

Powder Coat - Brushed Aluminum  
Powder Coat - Matte Black

## OPTIONAL BASE FINISH

**Base:**

Polished Chrome



## TABLE TOP SPECIFICATIONS

**Table Tops**

Table tops offered include .75" Laminate/Veneer with exposed multi-ply edge.

## COLOR / EDGE SELECTIONS

**Laminate/Veneer Selections**

ERG offers over 1000 standard laminate choices from Nevamar, Wilsonart, Formica and Pionite. Wood veneer is available in transparent stain colors - custom stain matching available for an upcharge.

Standard laminate tops available in:

Wilsonart Black 1595-60  
Formica Brite White 459-58  
Nevamar Silver Alu Metalx MXT003T  
Wilsonart Montana Walnut 7110K-78

**Edge**

Laminate/Veneer: Exposed Multi-ply Flat Edge

## OPTIONS


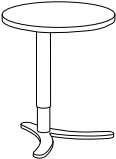

- CODE: LAM5 - Non-standard laminate for 5 or less tablets see options for upcharge
- CODE: PC - Polished Chrome Base

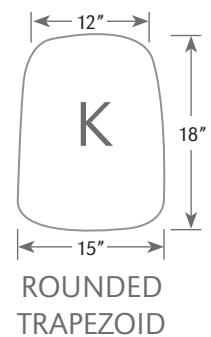
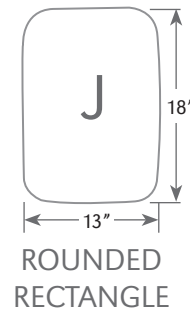
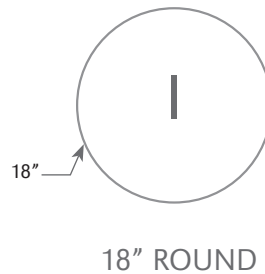
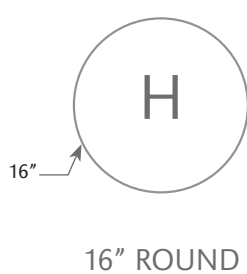


CLOSEUP OF PNEUMATIC HANDLE


 ROUNDED RECTANGLE TOP  
 W/ OPTIONAL POLISHED CHROME BASE

**MODEL / DESCRIPTION / LIST PRICING**

	Model Number	Model Description	Table Height	Shipping Weight	MULTI-PLY LAMINATE TOP	MULTI-PLY VENEER TOP
					EDGE 6F	EDGE 8F
	CLA101	Pull-Up 16" Round	20" - 27.25"	28 lbs.	\$1510	\$1611
	CLA102	Pull-Up 18" Round	20" - 27.25"	28 lbs.	\$1561	\$1675
	CLA103	Pull-Up Rounded Rectangle	20" - 27.25"	28 lbs.	\$1605	\$1720
	CLA104	Pull-Up Rounded Trapezoid	20" - 27.25"	28 lbs.	\$1605	\$1720


**OPTIONS**

Add upcharge to list price and code to model number

LAM5	Non-standard laminate (5 tablets or less)	\$554	ea. tablet	PC	Polished Chrome Base	\$98
------	-------------------------------------------	-------	------------	----	----------------------	------

**CLYDE**

Clyde is an ideal pull-up table that is light in scale and incorporates a built-in handle for ease of mobility. A fun yet functional surface option for casual spaces, giving flexibility to move around your environment.



ORIENTED VERTICALLY



ORIENTED HORIZONTALLY

## ORDERING INFORMATION

- |                 |                  |
|-----------------|------------------|
| 1) Series Name  | 4) Frame Finish  |
| 2) Model Number | 5) Top Selection |
| 3) Quantity     |                  |

## BASE SPECIFICATIONS

**Column:** This 1" square tubing is a double parallel column and is fully welded from the base up to a rectangular hand grip.

**Base:** A 1" square tubing fully welded

**Glides:** Adjustable steel glides

## STANDARD BASE FINISHES

**Base:** Standard Powder Coat

## TABLE TOP SPECIFICATIONS

### Table Tops

Table tops offered include .75" Laminate/Veneer with exposed multi-ply edge, .5" Solid Surface.

## COLOR / EDGE SELECTIONS

### Laminate/Veneer Selections

ERG offers over 1000 standard laminate choices from Nevamar, Wilsonart, Formica and Pionite. Wood veneer is available in transparent stain colors - custom stain matching available for an upcharge.

Standard laminate tops available in:

Wilsonart Black 1595-60

Formica Brite White 459-58

Nevamar Silver Alu Metalx MXT003

Wilsonart Montana Walnut 7110K-78

### Solid Surface

Stock solid surface top is available in:

Corian Bone, Canyon, Glacier White, and Silver Grey

### Edge

Laminate/Veneer: Exposed Multi-ply Flat Edge

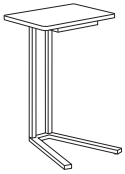
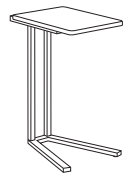
Solid Surface: Eased Edge

## OPTIONS

- CODE: LAM5 - Non-standard laminate for 5 or less tablets  
see options for upcharge
- CODE: SS5 - Non-standard Solid Surface top for 5 or less tablets

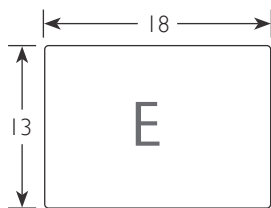


**MODEL / DESCRIPTION / LIST PRICING**




Model Number	Model Description	Top Orientation	Tablet Shape	Table Height	Shipping Weight	MULTI-PLY LAMINATE TOP	VENEER TOP	SOLID SURFACE TOP
						EDGE 6F	EDGE 8F	SS
CLY101	Pull-Up	Oriented Vertically	Rectangle	26"	28 lbs.	\$964	\$1069	\$1614
CLY102	Pull-Up	Oriented Horizontally	Rectangle	26"	28 lbs.	\$964	\$1069	\$1614


**ORIENTATION**



RECTANGLE



HORIZONTAL



VERTICAL

**OPTIONS**

Add upcharge to list price and code to model number

LAM5	Non-standard laminate (5 tablets or less)	\$342	ea. tablet	SS5	Non-standard Solid Surface (5 tablets or less)	Call For Quote
------	-------------------------------------------	-------	------------	-----	------------------------------------------------	----------------



**CODY**

The Cody occasional tables have a modest look with slim frame that complements any modern furniture design. It offers a variety of tops from laminate to a solid surface top, and powder coat frame in a color that fits your space. Great for lobby or lounge areas, where its great style can be appreciated.



ROUND END TABLE



SQUARE END TABLE



RECTANGLE COFFEE TABLE

## ORDERING INFORMATION

- |                 |                                |
|-----------------|--------------------------------|
| 1) Series Name  | 5) Laminate / Veneer Selection |
| 2) Model Number | 6) Optional Items              |
| 3) Quantity     |                                |
| 4) Frame Finish |                                |

## BASE SPECIFICATIONS

**Frame:** The Cody features a welded 0.875" 14-gauge diameter steel tube frame.

**Glides:** Adjustable steel glides

## STANDARD BASE FINISHES

**Metal Base:** Standard Powder Coat

## TABLE TOP SPECIFICATIONS

### Table Top

Table top is CARB Phase I & Phase II Compliant. Laminate, wood veneer and phenolic backing are glued with water based adhesives. Table Top is 0.75" thick.

## COLORS / EDGE SELECTIONS

### Laminate/Veneer Selections

ERG offers over 1000 standard laminate choices from Nevamar, Wilsonart, Formica and Pionite. Wood veneer is available in transparent stain colors - custom stain matching available for an upcharge. Solid Surface, 3Form Chroma and stone table tops will be quoted upon request.



ROUND COFFEE TABLE

**MODEL / DESCRIPTION / LIST PRICING**

**CODY | OCCASIONAL | ROUND**



Model Number	Table Top Size	Table Height	Shipping Weight	LAMINATE TOP EDGE 2C	LAMINATE TOP EDGE 3D	VENEER TOP EDGE 8F
COD24D	24" dia.	17"	40 lbs.	\$ 1514	\$ 1666	\$ 1910
COD24DT	24" dia.	22"	40 lbs.	\$ 1542	\$ 1697	\$ 1938
COD36D	36" dia.	17"	60 lbs.	\$ 1927	\$ 2120	\$ 2435

**CODY | OCCASIONAL | SQUARE**



Model Number	Table Top Size	Table Height	Shipping Weight	LAMINATE TOP EDGE 2C	LAMINATE TOP EDGE 3D	VENEER TOP EDGE 8F
COD24S	24 x 24"	17"	50 lbs.	\$ 1559	\$ 1715	\$ 1955
COD20ST	20 x 20"	22"	50 lbs.	\$ 1503	\$ 1653	\$ 1898

**CODY | OCCASIONAL | RECTANGLE**



Model Number	Table Top Size	Table Height	Shipping Weight	LAMINATE TOP EDGE 2C	LAMINATE TOP EDGE 3D	VENEER TOP EDGE 8F
COD4824	48" x 24"	17"	45 lbs.	\$ 2011	\$ 2213	\$ 2520

POLISHED CHROME NOT AVAILABLE ON CODY TABLES



**COMPUTER ACCESSORIES FOR TABLES**



**CPU Holder (under table)**

list price each

Under desk track mount CPU holder  
Tool-free CPU installation  
360 Swivel  
Black or White finish

CPU600 \$469  
(Black or White)



**Monitor Arm**

Clamp mount  
Height adjustment range up to 12"  
Weight capacity 5-15 pounds  
Available in Black or Silver

M21CMBBTB \$698  
(Black)

M21CMSBTB \$698  
(Silver)



**Keyboard Support**

Fully-articulating adjustable  
height keyboard support with  
reversible mouse pad

6G90011RG22 \$463  
(Black)



## CONNOS TABLE OF CONTENTS

Connos Specifications .....	2
Connos Options .....	3
Connos Corner Units .....	4
Connos Arc Units .....	5
Connos Star & Star Grande .....	6
Connos Bench .....	8
Connos Tabouret .....	11
Connos Fabric Placement .....	13
Connos Overall Dimensions .....	14
Connos Sample Configurations .....	15

**CONNOS**

The Connos collection is an extensive and versatile modular bench, that features comfortable seating with simple designs and unique shapes. It offers straight, curved and corner units, complemented by fun ottomans with optional casters and tablet tables that are great for collaboration of small or large groups. Our Star and Star Grande designs, have unique patterns that will bring dynamic design to any space. Connos has endless configurations, and a great place to sit down and connect.



Round Corner



Square Corner



Arc



Star



Star Grande



Benches



Tabouret

**ORDERING INFORMATION**

- |                          |                     |
|--------------------------|---------------------|
| 1) Series Name           | 5) Optional Items   |
| 2) Model Number          | 6) Specify Laminate |
| 3) Quantity              |                     |
| 4) Fabric Grade & Number |                     |

SOFT SEATING	WEIGHT LIMIT
1 Seat	500 lbs.
2 Seat	1000 lbs.
3 Seat	1500 lbs.

**GENERAL SPECIFICATIONS**

**Upholstery**

Seat is covered in choice of fabric, vinyl, crypton, leather or COM.

**Frame Construction**

Frame made out of hardwood with flexible webbing installed on seat for added support and soft sit. Frame is machine screwed to wood frame for durability.

**Glides**

Each unit comes with 4 adjustable 1-3/8" polyvinyl glides.



1-3/8" Dia. Glide

## OPTIONS

- CODE: FR - CAL 133 (TB 133) Fire Retardant.
- CODE: MB - Moisture Barrier (up to 60" overall width)
- CODE: MB60 - Moisture Barrier (over 60" overall width)
- CODE: 2FO - Two Fabric Option
- CODE: GD2 - Flat Ganging Device for Soft Seating
- CODE: FMG - Floor Mount Glide
- CODE: TABFB( ) - Fixed Blade Tablet  
(outside or inside, specify (L/R), shape A, B or C)
- CODE: LAM5 - Non-standard laminate for 5 or less tablets  
see options for upcharge
- CODE: SST - Solid Surface Top
- CODE: SS5 - Non-standard Solid Surface top for 5 or less tablets
- CODE: E3D - Edge 3A 3MM PVC Woodtone
- CODE: E6F - Edge 6F Multi-Ply Exposed Core



Cove Power/Data/USB

Factory installed power/data available, See accessories online under the 'Products' tab



3" Locking Casters  
(Available on Tabouret Only)



Floor Mount



Flat Ganging Bracket

**NOTE:** Flat ganging devices used for curve and straight configurations

## TABLET SHAPES

### Choose from 2 Tablet Shapes:

Tablets for Connos modular series are available in 2 shapes shown; specify B or D and left or right (outside or between tablet) when ordering.

**Example: TABF - (B) Left** - this would be a fixed shape B tablet on the left side (when seated).

### Laminate Top: Tops are 3/4"

Tablet orders of 5 or less have 4 standard laminate colors:

- Wilsonart Black 1595-60
- Wilsonart Montana Walnut 7110K-78
- Formica Brite White 459-58
- Nevamar Silver Alu Metalx MXT003

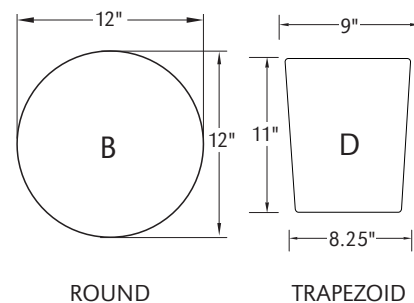
Edge: 6F Multi-Ply

### Solid Surface Top:

Tablet orders of 5 or less have 4 standard Corian colors:

- Bone
- Canyon
- Glacier White
- Silver Grey

Tablet arms for the Connos series are spaced to accentuate the sleek thin blade arm



Outside Vertical Arm      Between Vertical Arm

Tablet height is 27" from the floor.

DIMENSIONS	90° Round Corner	90° Square Corner
Overall Width:	42"	32"
Overall Depth:	42"	32"
Seat Height:	18"	18"
# of Seats:	1	1
Qty./Wt. per carton:	1 ea./47 lbs.	1 ea./47 lbs.

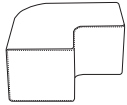


90° ROUND CORNER



90° SQUARE CORNER

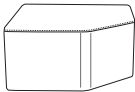
## MODEL / DESCRIPTION / LIST PRICING



### 7418 90° Round Corner

COM Yardage: 4.5 Yds. / Seat: 1.5 Yds. / Base: 3 Yds.

COM	GR1	GR2	GR3	GR4	GR5	GR6	GR7	GR8	GR9	GR10	LEA
\$2536	\$2712	\$2820	\$2935	\$3050	\$3172	\$3302	\$3431	\$3566	\$3712	\$3860	\$4562



### 7419 90° Square Corner

COM Yardage: 3.25 Yds. / Seat: 1.5 Yd. / Base: 1.75 Yds.

COM	GR1	GR2	GR3	GR4	GR5	GR6	GR7	GR8	GR9	GR10	LEA
\$2435	\$2606	\$2710	\$2817	\$2929	\$3045	\$3170	\$3296	\$3427	\$3564	\$3709	\$4380

## OPTIONS

Add upcharge to list price and code to model number

FR	CAL 133 (TB 133) Fire Retardant per yard	\$118	/yd.
MB	Moisture Barrier (up to 60" overall width)	\$164	ea.
2FO	Two Fabric Option	\$131	

GD2	Flat Ganging Device for Soft Seating	\$107	per pair
FMG	Floor Mount Glide	\$29	ea.

DIMENSIONS	30° Arc	45° Arc	60° Arc	90° Arc
Overall Width:	26.5"	33"	43"	64"
Overall Depth:	20"	20"	20"	20"
Seat Height:	18"	18"	18"	18"
# of Seats:	1	1	2	3
Qty./Wt. per carton:	1 ea./35 lbs.	1 ea./40 lbs.	1 ea./45 lbs.	1 ea./50 lbs.



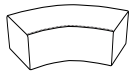
## MODEL / DESCRIPTION / LIST PRICING



### 7414 30° Arc

COM Yardage: 3 Yds. / Top: 1 Yd. / Base: 2 Yds.

COM	GR1	GR2	GR3	GR4	GR5	GR6	GR7	GR8	GR9	GR10	LEA
\$1463	\$1565	\$1628	\$1693	\$1761	\$1832	\$1904	\$1978	\$2060	\$2140	\$2226	\$2633



### 7415 45° Arc

COM Yardage: 4.5 Yds. / Top: 2 Yds. / Base: 2.5 Yds.

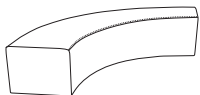
COM	GR1	GR2	GR3	GR4	GR5	GR6	GR7	GR8	GR9	GR10	LEA
\$1978	\$2121	\$2204	\$2294	\$2383	\$2477	\$2578	\$2683	\$2789	\$2903	\$3017	\$3564



### 7416 60° Arc

COM Yardage: 4.75 Yds. / Top: 2 Yds. / Base: 2.75 Yds.

COM	GR1	GR2	GR3	GR4	GR5	GR6	GR7	GR8	GR9	GR10	LEA
\$2292	\$2451	\$2547	\$2651	\$2757	\$2867	\$2983	\$3103	\$3224	\$3354	\$3489	\$4122



### 7417 90° Arc

COM Yardage: 7 Yds. / Seat: 3.5 Yds. / Base: 3.5 Yds.

COM	GR1	GR2	GR3	GR4	GR5	GR6	GR7	GR8	GR9	GR10	LEA
\$2677	\$2863	\$2979	\$3095	\$3221	\$3349	\$3484	\$3626	\$3767	\$3919	\$4077	\$4816

## OPTIONS

Add upcharge to list price and code to model number


FR	CAL 133 (TB 133) Fire Retardant per yard	\$118	/yd.
MB	Moisture Barrier (up to 60" overall width)	\$164	ea.
MB60	Moisture Barrier (over 60" overall width)	\$262	ea.

2FO	Two Fabric Option	\$131	
GD2	Flat Ganging Device for Soft Seating	\$107	per pair
FMG	Floor Mount Glide	\$29	ea.

DIMENSIONS	Star	L-1 Angle Unit	L-2 Angle Unit
Overall Width:	48"	70"	97"
Overall Depth:	55"	20"	20"
Seat Height:	18"	18"	18"
Qty./Wt. per carton:	1 ea./40 lbs.	1 ea./50 lbs.	1 ea./55 lbs.



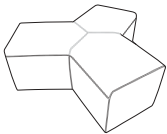
STAR



L-2 Angle Unit

STAR GRANDE

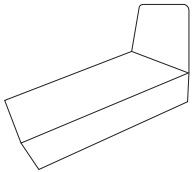
### MODEL / DESCRIPTION / LIST PRICING



**7410** Star (One piece construction)

COM Yardage: 5.5 Yds. / Top: 2.5 Yd. / Base: 3 Yds.

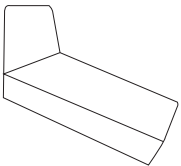
COM	GR1	GR2	GR3	GR4	GR5	GR6	GR7	GR8	GR9	GR10	LEA
\$5699	\$6100	\$6343	\$6595	\$6859	\$7134	\$7418	\$7715	\$8024	\$8344	\$8680	\$10257



**7412L** L-1 Angle Unit (Left)

COM Yardage: 6.5 Yds. / Top: 2.5 Yds. / Base: 4 Yds.

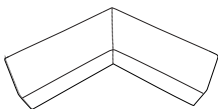
COM	GR1	GR2	GR3	GR4	GR5	GR6	GR7	GR8	GR9	GR10	LEA
\$4553	\$4873	\$5067	\$5271	\$5481	\$5699	\$5930	\$6164	\$6413	\$6667	\$6934	\$8197



**7412R** L-1 Angle Unit (Right)

COM Yardage: 6.5 Yds. / Top: 2.5 Yds. / Base: 4 Yds.

COM	GR1	GR2	GR3	GR4	GR5	GR6	GR7	GR8	GR9	GR10	LEA
\$4553	\$4873	\$5067	\$5271	\$5481	\$5699	\$5930	\$6164	\$6413	\$6667	\$6934	\$8197



**7413** L-2 Angle Unit

COM Yardage: 6.5 Yds. / Top: 2.5 Yds. / Base: 4 Yds.

COM	GR1	GR2	GR3	GR4	GR5	GR6	GR7	GR8	GR9	GR10	LEA
\$5433	\$5813	\$6048	\$6287	\$6539	\$6801	\$7074	\$7357	\$7649	\$7956	\$8274	\$9780

### OPTIONS

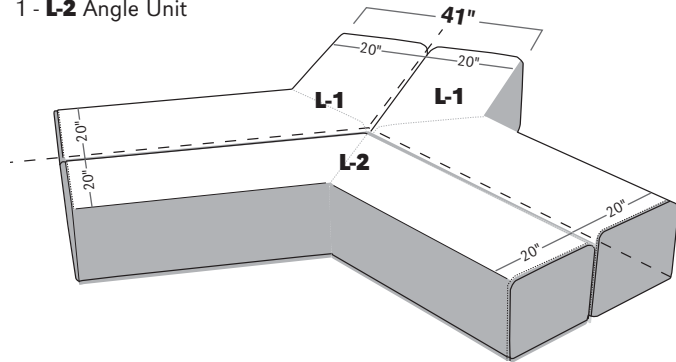
Add upcharge to list price and code to model number

FR	CAL 133 (TB 133) Fire Retardant per yard	\$118	/yd.
MB	Moisture Barrier (up to 60" overall width)	\$164	ea.
MB60	Moisture Barrier (over 60" overall width)	\$262	ea.

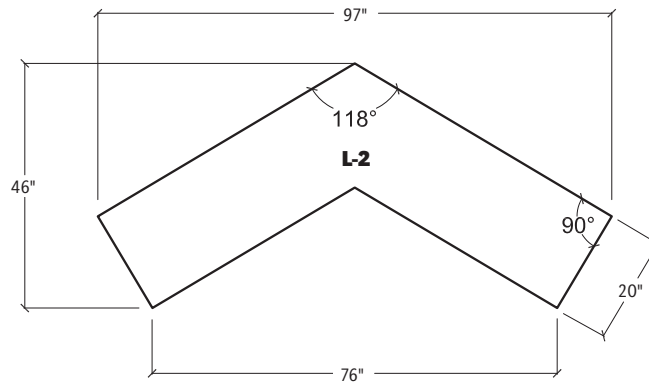
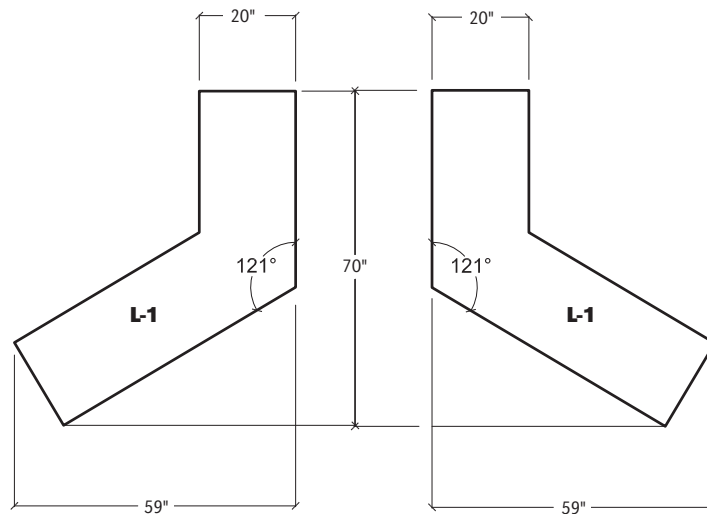
2FO	Two Fabric Option	\$131	
GD2	Flat Ganging Device for Soft Seating	\$107	per pair
FMG	Floor Mount Glide	\$29	ea.



Star Grande consists of 3 pieces:  
2 - **L-1** Angle Unit  
1 - **L-2** Angle Unit



**STAR GRANDE**



**STAR GRANDE**

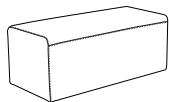
Note: The three illustrated components above are required for the Star Grande configuration.

DIMENSIONS	Two seat bench	Two seat bench outside vertical tablet arms
Overall Width:	42"	56"
Overall Depth:	20"	20"
Seat Height:	18"	18"
Qty./Wt. per carton:	1 ea./42 lbs.	1 ea./45 lbs.



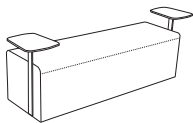
TWO SEAT BENCH

### MODEL / DESCRIPTION / LIST PRICING



**7406** Two seat bench COM Yardage: 4.25 Yds. / Top: 1.75 Yds. / Sides: 3 Yds..

COM	GR1	GR2	GR3	GR4	GR5	GR6	GR7	GR8	GR9	GR10	LEA
\$2058	\$2199	\$2287	\$2380	\$2474	\$2573	\$2677	\$2783	\$2894	\$3010	\$3131	\$3702



**7407 (B/D)** Two seat bench w/ two outside vertical tablet COM Yardage: 5 Yds. / Top: 2 Yds. / Sides: 3 Yds..

COM	GR1	GR2	GR3	GR4	GR5	GR6	GR7	GR8	GR9	GR10	LEA
\$3039	\$3252	\$3383	\$3515	\$3659	\$3805	\$3960	\$4115	\$4279	\$4451	\$4628	\$5471

### TABLET SHAPES

#### Choose from 2 Tablet Shapes:

Tablets for Connos modular series are available in 2 shapes shown; specify B or D and left or right (outside or between tablet) when ordering.

**Example: TABFB - (B) Left** - this would be a fixed shape B tablet on the left side (when seated).

#### Laminate Top: Tops are 3/4"

Tablet orders of 5 or less have 4 standard laminate colors:

- Wilsonart Black 1595-60
- Wilsonart Montana Walnut 7110K-78
- Formica Brite White 459-58
- Nevamar Silver Alu Metalx MXT003

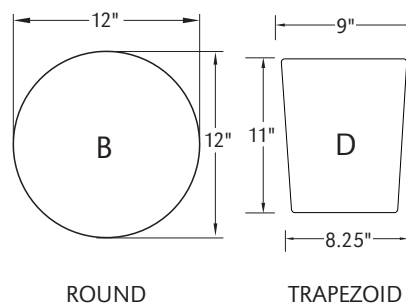
Edge: 6F Multi-Ply

#### Solid Surface Top:

Tablet orders of 5 or less have 4 standard Corian colors:

- Bone
- Canyon
- Glacier White
- Silver Grey

Tablet arms for the Connos series are spaced to accentuate the sleek thin blade arm



ROUND

TRAPEZOID



Outside Vertical Arm Between Vertical Arm

Tablet height is 27" from the floor.

### OPTIONS

Add upcharge to list price and code to model number

FR	CAL 133 (TB 133) Fire Retardant per yard	\$118	/yd.
MB	Moisture Barrier (up to 60" overall width)	\$164	ea.
GD2	Flat Ganging Device for Soft Seating	\$107	per pair
FMG	Floor Mount Glide	\$29	ea.

TABFB(-)	Fixed Blade Tablet (outside or inside, specify (L/R), shape A, B or C)	\$593	ea. tablet
LAM5	Non-standard laminate (5 tablets or less)	\$554	ea. tablet
SST	Solid Surface Tablet Arm - add to tablet option	\$271	ea. tablet
SS5	Non-standard Solid Surface (5 tablets or less)	Call For Quote	
2FO	Two Fabric Option	\$131	

DIMENSIONS	Three seat bench	Three seat bench outside vertical tablet arms
Overall Width:	64"	78"
Overall Depth:	20"	20"
Seat Height:	18"	18"
Qty./Wt. per carton:	1 ea./42 lbs.	1 ea./45 lbs.

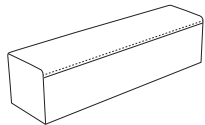


THREE SEAT BENCH



THREE SEAT BENCH / 2 OUTSIDE TABLET ARMS  
/ ROUND TABLET TOPS

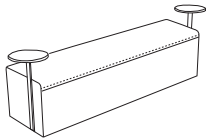
### MODEL / DESCRIPTION / LIST PRICING



#### 7408 Three Seat Bench

COM Yardage: 5.75 Yds. / Top: 2.5 Yds. / Base: 3.5 Yds..

COM	GR1	GR2	GR3	GR4	GR5	GR6	GR7	GR8	GR9	GR10	LEA
\$2443	\$2614	\$2719	\$2826	\$2940	\$3060	\$3180	\$3308	\$3439	\$3579	\$3720	\$4396



#### 7409 (B/D) Three Seat Bench W/ 2 Outside Vertical Tablet Arms

COM Yardage : 6.25 Yds. / Top: 2.75 Yds. / Base: 3.5 Yds..

COM	GR1	GR2	GR3	GR4	GR5	GR6	GR7	GR8	GR9	GR10	LEA
\$3604	\$3858	\$4012	\$4172	\$4338	\$4513	\$4692	\$4879	\$5076	\$5277	\$5487	\$6487

### TABLET SHAPES

#### Choose from 2 Tablet Shapes:

Tablets for Connos modular series are available in 2 shapes shown; specify B or D and left or right (outside or between tablet) when ordering.

**Example: TABFB - (B) Left** - this would be a fixed shape B tablet on the left side (when seated).

#### Laminate Top: Tops are 3/4"

Tablet orders of 5 or less have 4 standard laminate colors:

- Wilsonart Black 1595-60
- Wilsonart Montana Walnut 7110K-78
- Formica Brite White 459-58
- Nevamar Silver Alu Metalx MXT003

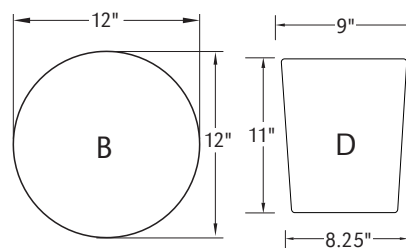
Edge: 6F Multi-Ply

#### Solid Surface Top:

Tablet orders of 5 or less have 4 standard Corian colors:

- Bone
- Canyon
- Glacier White
- Silver Grey

Tablet arms for the Connos series are spaced to accentuate the sleek thin blade arm



ROUND

TRAPEZOID



Outside Vertical Arm      Between Vertical Arm

Tablet height is 27"  
from the floor.

### OPTIONS

Add upcharge to list price and code to model number

FR	CAL 133 (TB 133) Fire Retardant per yard	\$118	/yd.
MB60	Moisture Barrier (over 60" overall width)	\$262	ea.
GD2	Flat Ganging Device for Soft Seating	\$107	per pair
FMG	Floor Mount Glide	\$29	ea.

TABFB(-)	Fixed Blade Tablet (outside or inside, specify (L/R), shape A, B or C)	\$593	ea. tablet
LAM5	Non-standard laminate (5 tablets or less)	\$554	ea. tablet
SST	Solid Surface Tablet Arm - add to tablet option	\$271	ea. tablet
SS5	Non-standard Solid Surface (5 tablets or less)	Call For Quote	
2FO	Two Fabric Option	\$131	

DIMENSIONS	1 seat bench w/ online end table (Laminate Top)	2 seat bench w/ online end table (Laminate Top)	2 seat bench w/ online middle table (Laminate Top)
Overall Width:	42"	64"	64"
Overall Depth:	20"	20"	20"
Seat Height:	18"	18"	18"
Table Height:	16"	16"	16"
Qty./Wt. per carton:	1 ea./25 lbs.	1 ea./30 lbs.	1 ea./35 lbs.

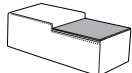
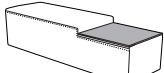
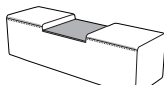
### Laminate Top Note:

- Tops are 3/4" laminate
- Std with 2C 3mm solid PVC
- Upcharge for these edges
  - 3D - 3mm Woodtone
  - 6F - Multi-Exposed core



TWO SEAT BENCH W/ LAMINATE TOP ONLINE END TABLE

## MODEL / DESCRIPTION / LIST PRICING

	<b>7420</b>	1 Seat Bench w/ Laminate Top Online Table	COM Yardage: 4.25 Yds. / Top: 1.75 Yds. / Base: 2.5 Yds.									
	COM	GR1	GR2	GR3	GR4	GR5	GR6	GR7	GR8	GR9	GR10	LEA
	\$2538	\$2714	\$2824	\$2939	\$3053	\$3175	\$3304	\$3436	\$3574	\$3717	\$3863	\$4570
	<b>7421</b>	2 Seat Bench w/ Laminate Top Online End Table	COM Yardage: 5.25 Yds. / Seat: 2 Yds. / Base: 3.25 Yds.									
	COM	GR1	GR2	GR3	GR4	GR5	GR6	GR7	GR8	GR9	GR10	LEA
	\$2988	\$3195	\$3322	\$3456	\$3591	\$3736	\$3886	\$4042	\$4201	\$4370	\$4543	\$5373
	<b>7422</b>	2 Seat Bench w/ Laminate Top Online Center Table	COM Yardage: 5.25 Yds. / Seat: 2 Yds. / Base: 3.25 Yds.									
	COM	GR1	GR2	GR3	GR4	GR5	GR6	GR7	GR8	GR9	GR10	LEA
	\$2988	\$3195	\$3322	\$3456	\$3591	\$3736	\$3886	\$4042	\$4201	\$4370	\$4543	\$5373

## TABLET SHAPES

### Choose from 2 Tablet Shapes:

Tablets for Connos modular series are available in 2 shapes shown; specify B or D and left or right (outside or between tablet) when ordering.

**Example: TABFB - (B) Left** - this would be a fixed shape

B tablet on the left side (when seated).

### Laminate Top: Tops are 3/4"

Tablet orders of 5 or less have 4 standard laminate colors:

- Wilsonart Black 1595-60
- Wilsonart Montana Walnut 7110K-78
- Formica Brite White 459-58
- Nevamar Silver Alu Metalx MXT003

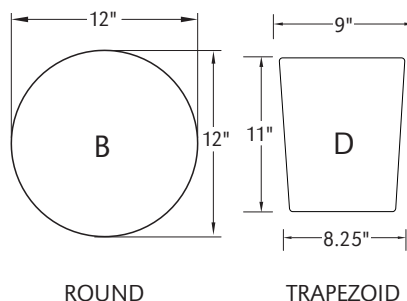
Edge: 6F Multi-Ply

### Solid Surface Top:

Tablet orders of 5 or less have 4 standard Corian colors:

- Bone
- Canyon
- Glacier White
- Silver Grey

Tablet arms for the Connos series are spaced to accentuate the sleek thin blade arm



ROUND

TRAPEZOID



Outside  
Vertical Arm

Between  
Vertical Arm

Tablet height is 27"  
from the floor.

## OPTIONS

Add upcharge to list price and code to model number

FR	CAL 133 (TB 133) Fire Retardant per yard	\$118	/yd.
MB	Moisture Barrier (up to 60" overall width)	\$164	ea.
MB60	Moisture Barrier (over 60" overall width)	\$262	ea.
2FO	Two Fabric Option	\$131	
GD2	Flat Ganging Device for Soft Seating	\$107	per pair
FMG	Floor Mount Glide	\$29	ea.

TABFB-( )	Fixed Blade Tablet (outside or inside, specify (L/R), shape A, B or C)	\$593	ea. tablet
LAM5	Non-standard laminate (5 tablets or less)	\$554	ea. tablet
SS5	Non-standard Solid Surface (5 tablets or less)	Call For Quote	
SST	Solid Surface	CALL	
E3D	3D PVC 3MM Woodtone Table Edge	\$170	
E6F	6F Exposed Multi-Ply Table Edge	\$441	

DIMENSIONS	Sq. Tabouret	Mobile Sq. Tabouret
Overall Width:	20"	20"
Overall Depth:	20"	20"
Seat Height:	18"	18"
Qty./Wt. per carton:	1 ea./18 lbs.	1 ea./26 lbs.

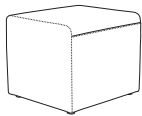


SQUARE TABOURET



MOBILE SQUARE TABOURET

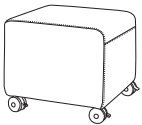
## MODEL / DESCRIPTION / LIST PRICING



### 7400 Square Tabouret (no casters)

COM Yardage: 2.25 Yds. / Top: .75 Yd. / Base: 1.5 Yd.

COM	GR1	GR2	GR3	GR4	GR5	GR6	GR7	GR8	GR9	GR10	LEA
\$1367	\$1463	\$1521	\$1581	\$1645	\$1713	\$1779	\$1851	\$1923	\$2001	\$2083	\$2462



### 7401 Mobile Square Tabouret w/ casters

COM Yardage: 2.25 Yds. / Top: .75 Yd. / Base: 1.5 Yd.

COM	GR1	GR2	GR3	GR4	GR5	GR6	GR7	GR8	GR9	GR10	LEA
\$1521	\$1628	\$1693	\$1761	\$1832	\$1904	\$1978	\$2059	\$2140	\$2226	\$2315	\$2737

## OPTIONS

Add upcharge to list price and code to model number

FR	CAL 133 (TB 133) Fire Retardant per yard	\$118	/yd.
MB	Moisture Barrier (up to 60" overall width)	\$164	ea.

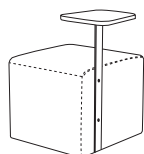
2FO	Two Fabric Option	\$131	
-----	-------------------	-------	--

DIMENSIONS	Sq. Tabouret outside vert tablet arm	Mobile Sq. Tabouret outside vertical tablet arm
Overall Width:	21"	21"
Overall Depth:	25"	25"
Seat Height:	18"	18"
Qty./Wt. per carton:	1 ea./22 lbs.	1 ea./22 lbs.



MOBILE SQUARE TABOURET  
W/ VERTICAL TABLET ARM

## MODEL / DESCRIPTION / LIST PRICING



**7402(B/D)** Square Tabouret outside vertical tablet arm no casters COM Yardage: 2.25 Yds. / Top: .75 Yd. / Base: 1.5 Yd.

COM	GR1	GR2	GR3	GR4	GR5	GR6	GR7	GR8	GR9	GR10	LEA
\$2018	\$2158	\$2246	\$2335	\$2427	\$2523	\$2626	\$2731	\$2840	\$2953	\$3075	\$3632



**7403(B/D)** Mobile Square Tabouret outside vertical tablet arm w/ casters COM Yardage: 2.25 Yds. / Top: .75 Yd. / Base: 1.5 Yd.

COM	GR1	GR2	GR3	GR4	GR5	GR6	GR7	GR8	GR9	GR10	LEA
\$2166	\$2317	\$2409	\$2510	\$2608	\$2711	\$2820	\$2935	\$3050	\$3171	\$3300	\$3896

## TABLET SHAPES

### Choose from 2 Tablet Shapes:

Tablets for Connos modular series are available in 2 shapes shown; specify B or D and left or right (outside or between tablet) when ordering.

**Example: TABFB - (B) Left** - this would be a fixed shape

B tablet on the left side (when seated).

### Laminate Top: Tops are 3/4"

Tablet orders of 5 or less have 4 standard laminate colors:

- Wilsonart Black 1595-60
- Wilsonart Montana Walnut 7110K-78
- Formica Brite White 459-58
- Nevamar Silver Alu Metalx MXT003

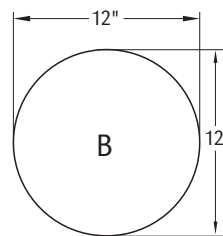
Edge: 6F Multi-Ply

### Solid Surface Top:

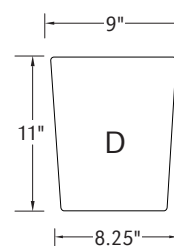
Tablet orders of 5 or less have 4 standard Corian colors:

- Bone
- Canyon
- Glacier White
- Silver Grey

Tablet arms for the Connos series are spaced to accentuate the sleek thin blade arm



ROUND



TRAPEZOID



Vertical Arm  
Tablet height is 27"  
from the floor.

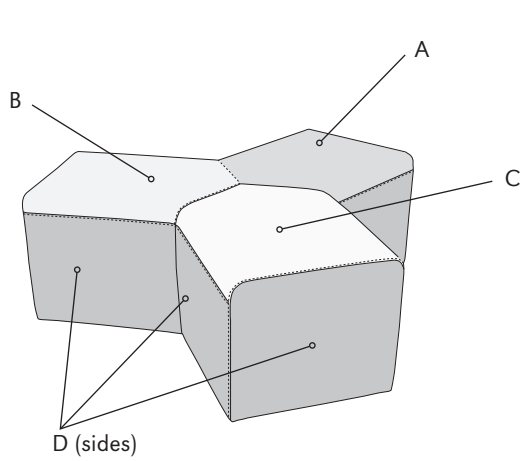
## OPTIONS

Add upcharge to list price and code to model number

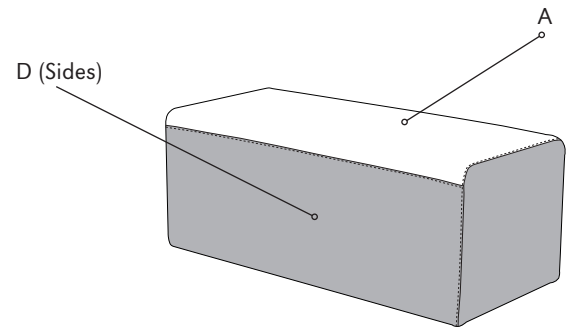
FR	CAL 133 (TB 133) Fire Retardant per yard	\$118	/yd.
MB	Moisture Barrier (up to 60" overall width)	\$164	ea.
2FO	Two Fabric Option	\$131	

TABFB-(L)	Fixed Blade Tablet (outside or inside, specify (L/R), shape A, B or C)	\$593	ea. tablet
LAM5	Non-standard laminate (5 tablets or less)	\$554	ea. tablet
SST	Solid Surface Tablet - add to tablet option	\$271	ea. tablet
SS5	Non-standard Solid Surface (5 tablets or less)	Call For Quote	

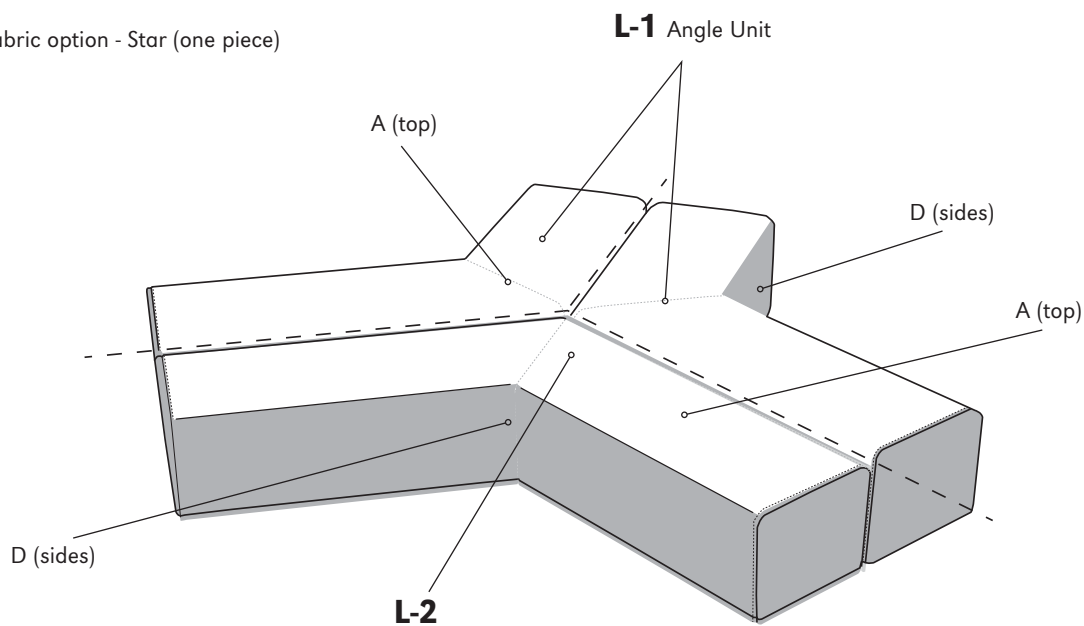
Choose from the following fabric options:



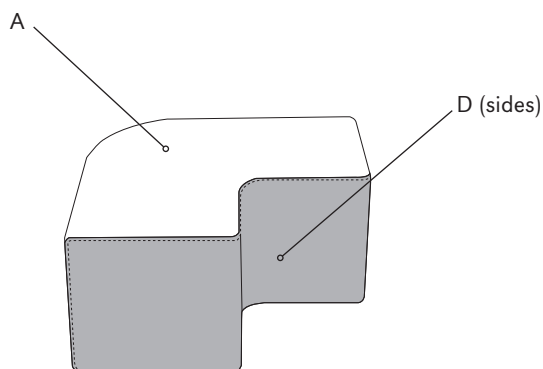
4 Fabric option - Star (one piece)



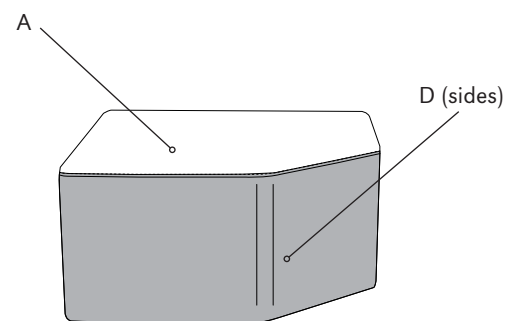
2 Fabric option - Bench



2 Fabric option - Star Grande - **L-1** Angle Unit and **L-2** Angle Unit (3-pieces)

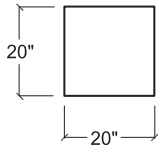


2 Fabric option - 90° Round Corner

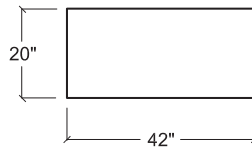


2 Fabric option - Square Corner

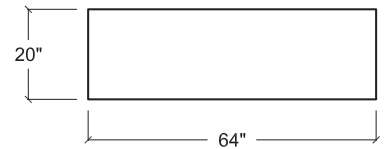




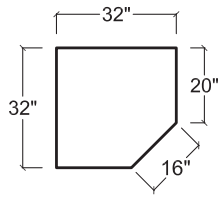
SQUARE TABOURET



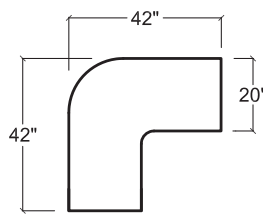
TWO SEAT BENCH



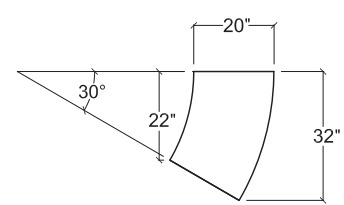
THREE SEAT BENCH



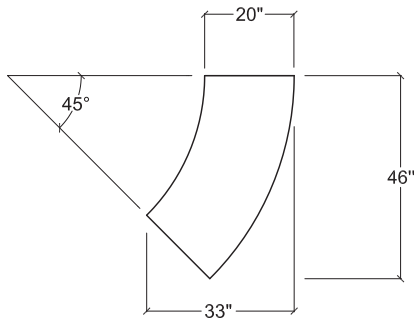
90° SQUARE CORNER



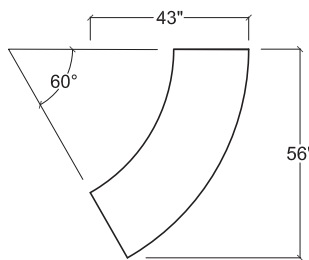
90° ROUND CORNER



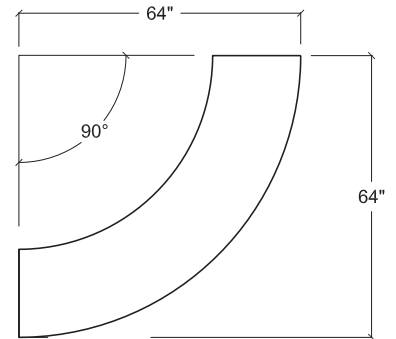
30° ARC



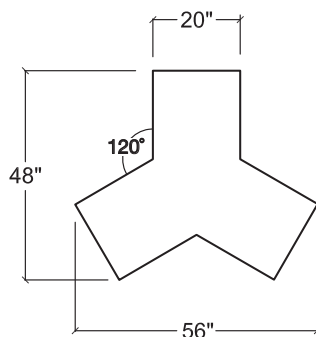
45° ARC



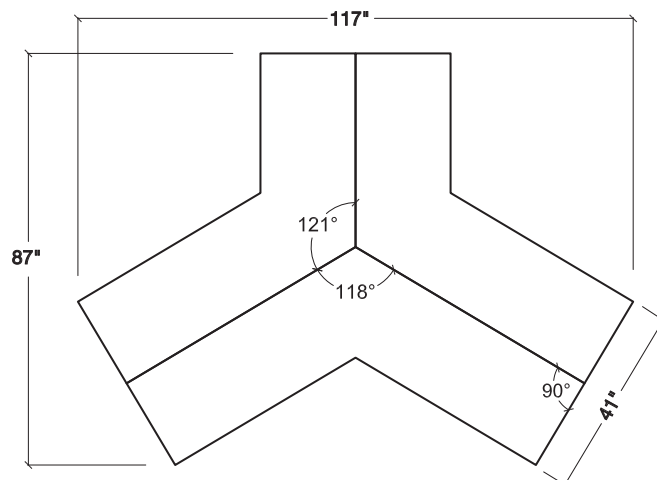
60° ARC



90° ARC



STAR

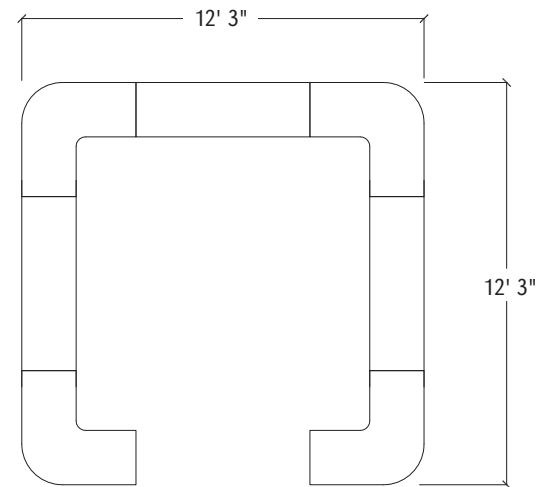


STAR GRANDE

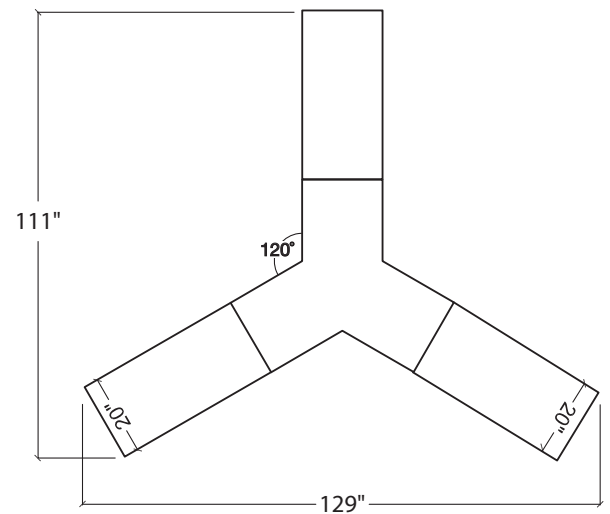
**CONFIGURATIONS**

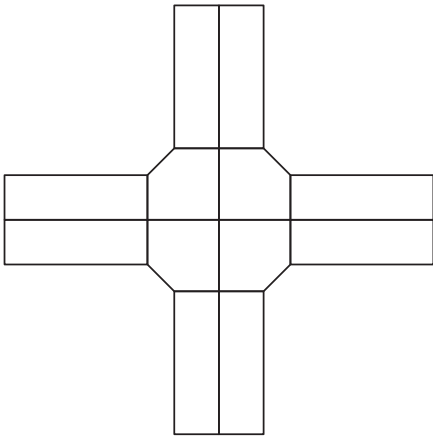


3 - THREE SEAT BENCHES WITH 4 - 90° ROUND CORNER UNITS




3 - TWO SEAT BENCHES WITH A SINGLE STAR UNIT

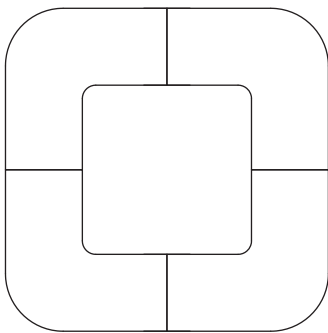




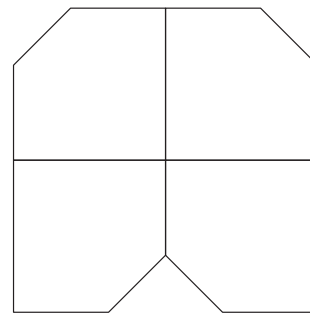
CROSS CORNER CLUSTER



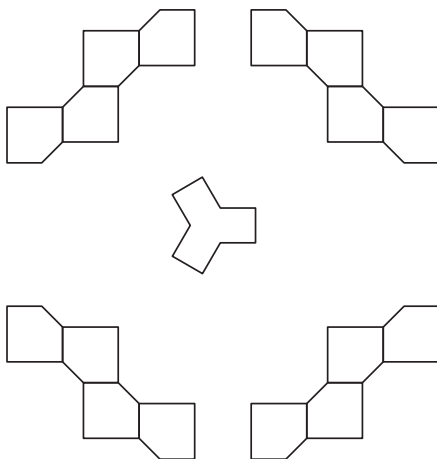
CLUSTER UNITS



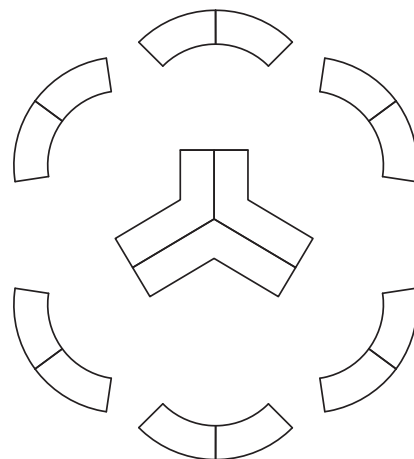
SQUARE CLUSTER



HORSE SHOE CLUSTER



HONEYCOMB CLUSTER



COLLABORATIVE CLUSTER

**CORSA**

The Corsa table collection has a classic and timeless look with a simple round base with a 3" and 6" diameter stainless steel column. The ultimate setting for this series is the cafe spaces that can offer any chair with comfort.



ROUND CAFÉ TABLE SHOWN  
WITH STAINLESS STEEL BASE



SQUARE CAFÉ TABLE SHOWN  
WITH STAINLESS STEEL BASE

## ORDERING INFORMATION

- |                 |                               |
|-----------------|-------------------------------|
| 1) Series Name  | 5) Base Finish                |
| 2) Model Number | 6) Laminate Selection and No. |
| 3) Size         | 7) Edge Style Code and Color  |
| 4) Quantity     | 8) Optional Items             |

## BASE SPECIFICATIONS

**Column:** 3" and 6" diameter stainless steel #201

Base Spread: 17", 22" or 28"

**Plate:** 10" x 10" square, 12" X 12" square, 14" X 14" square, 24" x 24" square

**Glides:** Nylon glides

**Assembly:** Top plate is welded to the vertical column and the vertical column is bolted to the horizontal base. No tie rod assembly. Base mounts to tabletop with ¼-20 x 1" machine screws into metal inserts in top.

## STANDARD BASE FINISHES

**Metal Base:** Stainless Steel

## OPTIONAL BASE FINISHES

**Metal Base:** Standard Powder Coat or Polished Chrome

## TABLE TOP SPECIFICATIONS

### Table Tops

Table top core is CARB Phase I & Phase II Compliant. Laminate, wood veneer and phenolic backing are glued with water based adhesives.

## COLOR / EDGE SELECTIONS

### Laminate/Veneer Selections

ERG offers over 1000 standard laminate choices from Nevamar, Wilsonart, Formica and Pionite. Wood veneer is available in transparent stain colors - custom stain matching available for an upcharge.

### Edge Selections

ERG offers a wide variety of table top edge materials including PVC, wood, aluminum and resin/urethane.

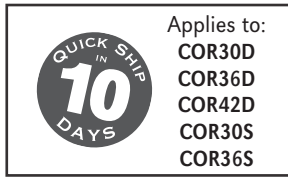
**Special Edge Note:** When ganging or butting tables together, ERG recommends using 3MM flat edge or flat wood edge. Square tables using **T-MOLD** edge will have a 3" radius on all corners.

### Special Edge Note:

Square tables using PVC T-edge will have a 3" radius on all corners. We also offer 4" radius corners.

## OPTIONS

- CODE: SF - Powder Coat Finish
- CODE: PC-CO - Polished Chrome Finish
- CODE: GD3 - Flat Ganging Device for Café & Training Tables
- CODE: STH - Special Table Height (other than 29" or 42")
- CODE: CRT - Racetrack table top
- CODE: COT - Oval table top
- CODE: CBT - Boat table top
- CODE: CAT - Almost Rectangle Table Top
- CODE: RAD - 3" Radius Corners for 3MM Edge



SQUARE CAFÉ TABLE SHOWN  
WITH STAINLESS STEEL BASE

## MODEL / DESCRIPTION / LIST PRICING

### CORSA | CAFÉ | ROUND | STAINLESS STEEL BASE

●  
ROUND

Model Number	Table Top Size	Base Spread	Table Height	Shpg. Wght.	LAMINATE TOP ASSORTED EDGES							VENEER TOP	
					GRP 1	GRP 2	GRP 3	GRP 4	GRP 5	GRP 6	GRP 7	GRP 8	GRP 9
COR24D	24" Dia.	17"	29"	32	\$693	\$706	\$807	\$1012	\$1029	\$1176	\$1354	\$1538	\$1745
COR30D	30" Dia.	22"	29"	43	\$820	\$840	\$974	\$1259	\$1276	\$1469	\$1701	\$1857	\$2060
COR36D	36" Dia.	22"	29"	53	\$935	\$961	\$1122	\$1474	\$1490	\$1724	\$2001	\$2139	\$2341
COR42D	42" Dia.	22"	29"	72	\$1115	\$1147	\$1359	\$1826	\$1843	\$2148	\$2510	\$2590	\$2773
COR48D	48" Dia.	28"	29"	86	\$1474	\$1511	\$1765	\$2328	\$2345	\$2712	\$3150	\$3364	\$3678
COR54D	54" Dia.	28"	29"	135	\$2188	\$2627	\$2923	\$3553	\$3570	\$4007	\$4535	\$5399	\$5688
COR60D	60" Dia.	28"	29"	160	\$2726	\$2778	\$3124	\$3867	\$3884	\$4392	\$4998	\$5857	\$6101

Note: 48", 54" and 60" tables have 6" diameter column for stability.

### CORSA | CAFÉ | SQUARE | STAINLESS STEEL BASE

■  
SQUARE

Model Number	Table Top Size	Base Spread	Table Height	Shpg. Wght.	LAMINATE TOP ASSORTED EDGES							VENEER TOP	
					GRP 1	GRP 2	GRP 3	GRP 4	GRP 5	GRP 6	GRP 7	GRP 8	GRP 9
COR24S	24" Sq.	17"	29"	40	\$686	\$704	\$808	\$1025	\$1042	\$1194	\$1372	\$1539	\$1733
COR2430S	24x30 Sq.	22"	29"	49	\$742	\$759	\$881	\$1141	\$1158	\$1335	\$1546	\$1681	\$1861
COR30S	30" Sq.	22"	29"	54	\$806	\$826	\$962	\$1245	\$1262	\$1454	\$1686	\$1828	\$2022
COR36S	36" Sq.	22"	29"	67	\$953	\$976	\$1142	\$1504	\$1521	\$1762	\$2050	\$2179	\$2378
COR42S	42" Sq.	28"	29"	90	\$1337	\$1368	\$1579	\$2033	\$2050	\$2355	\$2719	\$3006	\$3358
COR48S	48" Sq.	28"	29"	138	\$1485	\$1524	\$1787	\$2359	\$2376	\$2752	\$3201	\$3404	\$3715

Note: 48" tables have 6" diameter column for stability.

## OPTIONS

Add upcharge to list price and code to model number

SF	Powder Coat Finish	\$79	per base	PC-CO	Polished Chrome Finish	\$197	per base
STH	Special Table Height (other than 29" or 42")	\$197	per leg	RAD	3" Radius Corners for 3MM Edge	\$262	per table
GD3	Flat Ganging Device for Café & Training Tables	\$137	per table				



ROUND BAR HEIGHT TABLE SHOWN  
WITH OPTIONAL POWDER COAT BASE

## MODEL / DESCRIPTION / LIST PRICING

### CORSA | CAFÉ | RECTANGLE | STAINLESS STEEL BASE



RECTANGLE

Model Number	Table Top Size	Base Spread	Table Height	Shpg. Wght.	LAMINATE TOP ASSORTED EDGES							VENEER TOP	
					GRP1	GRP2	GRP3	GRP4	GRP5	GRP6	GRP7	GRP8	GRP9
COR2448	24X48	2-17"	29"	70	\$1164	\$1185	\$1320	\$1591	\$1608	\$1803	\$2041	\$2512	\$2967
COR2460	24X60	2-17"	29"	79	\$1223	\$1245	\$1396	\$1704	\$1721	\$1939	\$2200	\$2657	\$3106
COR3048	30X48	2-17"	29"	79	\$1279	\$1302	\$1448	\$1752	\$1768	\$1984	\$2243	\$2757	\$3256
COR3060	30X60	2-17"	29"	90	\$1355	\$1381	\$1547	\$1903	\$1920	\$2165	\$2462	\$2949	\$3440
COR3072	30X72	2-17"	29"	102	\$1636	\$1666	\$1851	\$2237	\$2254	\$2526	\$2853	\$4031	\$4627
COR3660	36X60	2-22"	29"	102	\$1655	\$1685	\$1877	\$2276	\$2293	\$2572	\$2910	\$4087	\$4677
COR3672	36X72	2-22"	29"	115	\$1724	\$1758	\$1970	\$2424	\$2441	\$2755	\$3131	\$4305	\$4874

Note: When optional base finish is required, please multiply upcharge by 2 for tables supported with an extra base.

### CORSA | BAR HEIGHT | ROUND | STAINLESS STEEL BASE



ROUND

Model Number	Table Top Size	Base Spread	Table Height	Shpg. Wght.	LAMINATE TOP ASSORTED EDGES							VENEER TOP	
					GRP 1	GRP 2	GRP 3	GRP 4	GRP 5	GRP 6	GRP 7	GRP 8	GRP 9
CORH24D	24" Dia.	22"	42"	40	\$889	\$906	\$1002	\$1202	\$1219	\$1363	\$1539	\$1913	\$2269
CORH30D	30" Dia.	22"	42"	55	\$990	\$1010	\$1142	\$1419	\$1436	\$1627	\$1859	\$2178	\$2507
CORH36D	36" Dia.	28"	42"	63	\$1215	\$1240	\$1399	\$1733	\$1750	\$1988	\$2267	\$2667	\$3080

### CORSA | BAR HEIGHT | SQUARE | STAINLESS STEEL BASE



SQUARE

Model Number	Table Top Size	Base Spread	Table Height	Shpg. Wght.	LAMINATE TOP ASSORTED EDGES							VENEER TOP	
					GRP 1	GRP 2	GRP 3	GRP 4	GRP 5	GRP 6	GRP 7	GRP 8	GRP 9
CORH36S	36" Sq.	28"	42"	67	\$1252	\$1279	\$1441	\$1789	\$1806	\$2046	\$2336	\$2748	\$3174

Note: Other bar height sizes available. Call for pricing.

## OPTIONS

Add upcharge to list price and code to model number

SF	Powder Coat Finish	\$79	per base	PC-CO	Polished Chrome Finish	\$197	per base
STH	Special Table Height (other than 29" or 42")	\$197	per leg	RAD	3" Radius Corners for 3MM Edge	\$262	per table
GD3	Flat Ganging Device for Café & Training Tables	\$137	per table				


 RECTANGLE CONFERENCE TABLE SHOWN WITH  
 OPTIONAL POWDER COAT BASE

**MODEL / DESCRIPTION / LIST PRICING**
**CORSA | CONFERENCE | RECTANGLE**

	Model Number	Table Top Size	Base Spread	Table Height	Shpg. Wght.	LAMINATE TOP ASSORTED EDGES							VENEER TOP	
						GRP1	GRP2	GRP3	GRP4	GRP5	GRP6	GRP7	GRP8	GRP9
RECTANGLE	CORC4272	42X72	2-28"	29"	129	\$3269	\$3337	\$3788	\$4767	\$4784	\$5441	\$6226	\$8301	\$9245
	CORC4284	42X84	2-28"	29"	144	\$3405	\$3477	\$3961	\$5015	\$5032	\$5734	\$6573	\$8690	\$9631
	CORC4296	42X96	2-28"	29"	160	\$3500	\$3579	\$4095	\$5226	\$5243	\$5990	\$6885	\$8999	\$9909
	CORC4872	48X72	2-28"	29"	142	\$3346	\$3422	\$3897	\$4941	\$4958	\$5651	\$6481	\$8552	\$9472
	CORC4884	48X84	2-28"	29"	160	\$3728	\$3807	\$4317	\$5434	\$5451	\$6195	\$7088	\$9463	\$10544
	CORC4896	48X96	2-28"	29"	178	\$3839	\$3921	\$4470	\$5674	\$5691	\$6484	\$7441	\$9810	\$10858
	CORC48108*	48X108	3-28"	29"	196	\$4101	\$4192	\$4773	\$6057	\$6074	\$6921	\$7938	\$10478	\$11604
	CORC48120*	48X120	3-28"	29"	214	\$4212	\$4305	\$4928	\$6295	\$6312	\$7212	\$8289	\$10825	\$11917
	CORC48144*	48X144	3-28"	29"	250	\$4972	\$5078	\$5766	\$7282	\$7299	\$8299	\$9502	\$12641	\$14061
	CORC6096	60X96	2-28"	29"	214	\$4354	\$4451	\$5069	\$6420	\$6436	\$7331	\$8406	\$11115	\$12320
	CORC60108*	60X108	3-28"	29"	237	\$4569	\$4670	\$5330	\$6786	\$6803	\$7759	\$8909	\$11701	\$12925
	CORC60120*	60X120	3-28"	29"	259	\$4817	\$4927	\$5632	\$7187	\$7204	\$8226	\$9451	\$12370	\$13633
	CORC60144*	60X144	3-28"	29"	304	\$5821	\$5942	\$6730	\$8460	\$8477	\$9629	\$11008	\$14744	\$16460

\* Asterisk after model number indicates 2+ pieces tops with center seam for tables over 96"

Note: Other sizes upon request, call ERG customer service.

Note: 48" and 60" tables have 6" diameter column for stability.

**OPTIONS**

Add upcharge to list price and code to model number

SF	Powder Coat Finish	\$79	per base	CAT	Almost Rectangle table top	add 25%	per top
GD3	Flat Ganging Device for Café & Training Tables	\$137	per table	STH	Special Table Height (other than 29" or 42")	\$197	per leg
CRT	Racetrack table top – add to rectangle top price	add 20%	per top	PC-CO	Polished Chrome Finish	\$197	per base
COT	Elliptical table top – add to rectangle top price	add 20%	per top	RAD	3" Radius Corners for 3MM Edge	\$262	per table
CBT	Boat table top – add to rectangle top price	add 25%	per top				




 SQUARE TOP OCCASIONAL TABLE SHOWN WITH  
 OPTIONAL POWDER COAT BASE

**MODEL / DESCRIPTION / LIST PRICING**
**CORSA | OCCASIONAL | ROUND**


Model Number	Table Top Size	Table Height	Table Shape	Shpg. Weight	LAMINATE TOP EDGE 2B	LAMINATE TOP EDGE 3A OR SELF EDGE	VEENEER TOP EDGE 8G	SOLIDSURFACE TOP
CORO20D	20"dia.	17"	round	35lbs.	\$ 1251	\$ 1527	\$ 1312	CALL
CORO24D	24"dia.	17"	round	40lbs.	\$ 1303	\$ 1590	\$ 1377	CALL
CORO30D	30"dia.	17"	round	45lbs.	\$ 1335	\$ 1628	\$ 1414	CALL
CORO36D	36"dia.	17"	round	50lbs.	\$ 1387	\$ 1692	\$ 1468	CALL
CORO20DT	20"dia.	22"	round	35lbs.	\$ 1271	\$ 1551	\$ 1345	CALL
CORO24DT	24"dia.	22"	round	40lbs.	\$ 1320	\$ 1610	\$ 1397	CALL

**CORSA | OCCASIONAL | SQUARE**


Model Number	Table Top Size	Table Height	Table Shape	Shpg. Weight	LAMINATE TOP EDGE 2B	LAMINATE TOP EDGE 3A OR SELF EDGE	VEENEER TOP EDGE 8G	SOLID SURFACE TOP
CORO20S	20" x 20"	17"	square	45 lbs.	\$ 1271	\$ 1551	\$ 1345	CALL
CORO24S	24" x 24"	17"	square	50 lbs.	\$ 1320	\$ 1610	\$ 1397	CALL
CORO30S	30" x 30"	17"	square	55 lbs.	\$ 1354	\$ 1652	\$ 1433	CALL
CORO36S	36" x 36"	17"	square	55 lbs.	\$ 1387	\$ 1692	\$ 1468	CALL
CORO20ST	20" x 20"	22"	square	47 lbs.	\$ 1284	\$ 1566	\$ 1362	CALL
CORO24ST	24" x 24"	22"	square	52 lbs.	\$ 1335	\$ 1628	\$ 1414	CALL

**OPTIONS**

Add upcharge to list price and code to model number

SF	Powder Coat Finish	\$79	per base	PC-CO	Polished Chrome Finish	\$197	per base
----	--------------------	------	----------	-------	------------------------	-------	----------



4" RADIUS CORNER TOP  
OCCASIONAL TABLE SHOWN WITH  
STANDARD STAINLESS STEEL BASE

**MODEL / DESCRIPTION / LIST PRICING**

**CORSA | OCCASIONAL | 4" RADIUS CORNER EDGE**

**4"  
RADIUS  
CORNER**

Model Number	Table Top Size	Table Height	Table Shape	Shpg. Weight	LAMINATE TOP EDGE 2B	LAMINATE TOP EDGE 3A OR SELF EDGE	VENEER TOP EDGE 8G	SOLID SURFACE TOP
CORO20R	20" x 20"	17"	4" radius corner	35 lbs.	\$1328	\$1620	\$1406	CALL
CORO24R	24" x 24"	17"	4" radius corner	40 lbs.	\$1377	\$1680	\$1462	CALL
CORO30R	30" x 30"	17"	4" radius corner	45 lbs.	\$1414	\$1724	\$1498	CALL
CORO36R	36" x 36"	17"	4" radius corner	50 lbs.	\$1468	\$1791	\$1556	CALL
CORO20RT	20" x 20"	22"	4" radius corner	47 lbs.	\$1362	\$1661	\$1444	CALL
CORO24RT	24" x 24"	22"	4" radius corner	52 lbs.	\$1414	\$1724	\$1498	CALL

**OPTIONS**

Add upcharge to list price and code to model number

SF	Powder Coat Finish	\$79	per base	PC-CO	Polished Chrome Finish	\$197	per base
----	--------------------	------	----------	-------	------------------------	-------	----------

## CROSSFIRE

The Crossfire table collection features a variety of base styles including the X-base, Y-base and T-leg bases. These versatile tables are perfect for dining, conference, and training areas, to the function of any space.



ROUND CAFÉ TABLE



TRAINING TABLE



CONFERENCE TABLE  
SHOWN WITH TT-BASE

## ORDERING INFORMATION

- |                           |                               |
|---------------------------|-------------------------------|
| 1) Series Name            | 6) Laminate Selection and No. |
| 2) Model Number           | Finish Code                   |
| 3) Size                   | 7) Edge Style Code and Color  |
| 4) Quantity               | 8) Wood Stain Color           |
| 5) Powder Coat Base Color | 9) Optional Items             |

## BASE SPECIFICATIONS

**Column:** 2.25" diameter 14 gauge steel tubing welded to top plate.

**Base:** Diecast aluminum tubing

**Plate:** 8" x 8" square, 12" X 12" square, 12 gauge stamped steel, 5" x 5" or 2" x 4" 12 gauge stamped steel (Flip-Top or Folding)

**Glides:** Adjustable steel glides

**Assembly:** Top plate is welded to the vertical column and the vertical column is bolted to the horizontal base. No tie rod assembly. Base mounts to tabletop with ¼-20 x 1" machine screws into metal inserts in top.

## STANDARD BASE FINISHES

**X-Base:** Standard Powder Coat

**T-Base:** Standard Powder Coat

**TT-Base:** Standard Powder Coat

**Y-Base:** Standard Powder Coat

## OPTIONAL BASE FINISHES

**X-Base:** Polished Chrome

**T-Base:** Polished Chrome

**TT-Base:** Polished Chrome

**Y-Base:** Polished Chrome

## TABLE TOP SPECIFICATIONS

### Table Tops

Table top core is CARB Phase I & Phase II Compliant. Laminate, wood veneer and phenolic backing are glued with water based adhesives.

### Ultra-Lightweight Table Tops

Ultra-lightweight tables have an exceptionally strong manufactured MDF top made from 100% recovered and recycled wood fiber with at least 25% post-industrial recycled fiber; the balance consisting of recovered waste fiber. Ultra-light tables are 18% lighter than standard tables.

## COLOR / EDGE SELECTIONS

### Laminate/Veneer Selections

ERG offers over 1000 standard laminate choices from Nevamar, Wilsonart, Formica and Pionite. Wood veneer is available in transparent stain colors - custom stain matching available for an upcharge.

### Edge Selections

ERG offers a wide variety of table top edge materials including PVC, wood, aluminum and resin/urethane.

Special Edge Note: When ganging or butting tables together, ERG recommends using 3MM flat edge or flat wood edge. Square tables using **T-MOLD** edge will have a 3" radius on all corners.

## OPTIONS

- CODE: FLIP-X - Flip Top per X-base
- CODE: FLIP-T - Flip-Top for two T-legs
- CODE: ASB - Anti-Sag Bar for tables under 72"
- CODE: FOLD - Lightweight Folding Leg Mechanism for table
- CODE: CIN - Crossfire Inline Nesting • CODE: CAS3 - 3" Locking Casters - Black
- CODE: RP - Painted Foot-ring for bar height
- CODE: RAD - 3" Radius Corners for 3MM Edge
- CODE: STH - Special Table Height (other than 29" or 42")
- CODE: GD3 - Flat Ganging Device for Café & Training Tables
- CODE: CRT - Racetrack table top
- CODE: COT - Oval table top
- CODE: CBT - Boat table top
- CODE: CAT - Almost Rectangle Table Top
- CODE: PC - Polished Chrome
- CODE: SLG - Self-Leveling Glide

Note: When ordering modesty panel, table and panel must have 3MM edge.



FLIP TOP FOR TWO T-LEGS



3" MOBILE CASTERS



OPTIONAL POLISHED CHROME



PAINTED FOOT RING  
FOR BAR HEIGHT



CROSSFIRE INCLINE NESTING



SELF-LEVELING GLIDE



FLAT GANGING DEVICE

### Notes:

#### Flip-Top Mechanism

Durable all-steel construction with a spring-loaded release handle and a safety catch to maintain flipped-up position.

#### Folding Mechanism

Nylon injection molded housing, cast aluminum pivot and metal locking slider. Rigid, taper locking design is activated by single lever that also locks in folded position.


 CAFÉ TABLE SQUARE  
SHOWN WITH X-BASE

**MODEL / DESCRIPTION / LIST PRICING**
**CROSSFIRE | CAFÉ | ROUND**


ROUND

Model Number	Table Top Size	Base Spread	Table Height	Shpg. Wght.	LAMINATE TOP ASSORTED EDGES							VENEER TOP	
					GRP 1	GRP 2	GRP 3	GRP 4	GRP 5	GRP 6	GRP 7	GRP 8	GRP 9
CF30D	30" Dia.	26"- X	29"	43	\$938	\$958	\$1107	\$1380	\$1397	\$1589	\$1818	\$2425	\$2703
CF36D	36" Dia.	33"- X	29"	53	\$1053	\$1077	\$1254	\$1594	\$1611	\$1839	\$2115	\$2757	\$3031
CF42D	42" Dia.	33"- X	29"	72	\$1267	\$1300	\$1529	\$1980	\$1997	\$2298	\$2659	\$3375	\$3653
CF48D	48" Dia.	38"- X	29"	103	\$1397	\$1435	\$1715	\$2271	\$2288	\$2651	\$3088	\$3799	\$4036

**CROSSFIRE | CAFÉ | SQUARE**


SQUARE

Model Number	Table Top Size	Base Spread	Table Height	Shpg. Wght.	LAMINATE TOP ASSORTED EDGES							VENEER TOP	
					GRP 1	GRP 2	GRP 3	GRP 4	GRP 5	GRP 6	GRP 7	GRP 8	GRP 9
CF2430S	24x30 Sq.	26"- X	29"	49	\$861	\$879	\$1016	\$1264	\$1281	\$1457	\$1667	\$2226	\$2486
CF30S	30" Sq.	26"- X	29"	54	\$907	\$930	\$1077	\$1353	\$1370	\$1559	\$1789	\$2365	\$2620
CF36S	36" Sq.	33"- X	29"	67	\$1092	\$1119	\$1302	\$1651	\$1668	\$1905	\$2190	\$2862	\$3152
CF42S	42" Sq.	38"- X	29"	90	\$1272	\$1304	\$1538	\$1988	\$2005	\$2303	\$2663	\$3389	\$3674

**CROSSFIRE | CAFÉ | RECTANGLE**


RECTANGLE

Model Number	Table Top Size	Base Spread	Table Height	Shpg. Wght.	LAMINATE TOP ASSORTED EDGES							VENEER TOP	
					GRP 1	GRP 2	GRP 3	GRP 4	GRP 5	GRP 6	GRP 7	GRP 8	GRP 9
CF2448	24x48 Sq.	2-20"- T	29"	70	\$1087	\$1111	\$1285	\$1611	\$1628	\$1854	\$2124	\$2820	\$3135
CF2460	24x60 Sq.	2-20"- T	29"	79	\$1142	\$1170	\$1365	\$1732	\$1749	\$2001	\$2303	\$2999	\$3295
CF3048	30x48 Sq.	2-26"- T	29"	79	\$1148	\$1175	\$1375	\$1748	\$1765	\$2018	\$2326	\$3019	\$3315
CF3060	30x60 Sq.	2-26"- T	29"	90	\$1216	\$1246	\$1467	\$1896	\$1913	\$2199	\$2541	\$3236	\$3509

**OPTIONS**

Add upcharge to list price and code to model number

FLIP-X	Flip-Top per X-base (up to 42" top maximum)	\$203	per table
FLIP-T	Flip-Top for two T-legs	\$468	per table
CAS3	3" Locking Casters - Black	\$34	ea.
RAD	3" Radius Corners for 3MM Edge	\$262	per table
STH	Special Table Height (other than 29" or 42")	\$197	per leg

PC	Polished Chrome (X and T Bases)	\$118	per base
GD3	Flat Ganging Device for Café & Training Tables	\$137	per pair
SLG	Self-Leveling Glide	\$11	per glide


 BAR HEIGHT TABLE ROUND  
 SHOWN WITH X-BASE

**MODEL / DESCRIPTION / LIST PRICING**
**CROSSFIRE | CAFÉ | BAR HEIGHT**

	Model Number	Table Top Size	Base Spread	Table Height	Shpg. Wght.	LAMINATE TOP ASSORTED EDGES							VENEER TOP	
						GRP 1	GRP 2	GRP 3	GRP 4	GRP 5	GRP 6	GRP 7	GRP 8	GRP 9
<div>●</div> ROUND	CFH24D	24" Dia.	20"- X	42"	40	\$1162	\$1176	\$1294	\$1475	\$1492	\$1636	\$1808	\$2792	\$3343
	CFH30D	30" Dia.	26"- X	42"	50	\$1223	\$1243	\$1396	\$1654	\$1671	\$1861	\$2092	\$3031	\$3521
<div>■</div> SQUARE	CFH36D	36" Dia.	33"- X	42"	63	\$1406	\$1432	\$1614	\$1935	\$1952	\$2183	\$2459	\$3510	\$4048
	CFH36S	36" Sq.	33"- X	42"	67	\$1457	\$1481	\$1670	\$2000	\$2017	\$2253	\$2539	\$3632	\$4195

Note: Other bar height sizes available. Call for pricing.

Note: Flip-top X- base tables with casters in bar & counter height max 36" D or 36" S

**OPTIONS**

Add upcharge to list price and code to model number

FLIP-X	Flip-Top per X-base (up to 42" top maximum)	\$203	per table	GD3	Flat Ganging Device for Café & Training Tables	\$137	per pair
STH	Special Table Height (other than 29" or 42")	\$197	per leg	RAD	3" Radius Corners for 3MM Edge	\$262	per table
RP	Painted Foot-ring for Bar Height	\$145	per table	SLG	Self-Leveling Glide	\$11	per glide
CAS3	3" Locking Casters - Black	\$34	ea.				
PC	Polished Chrome (X and T Bases)	\$118	per base				


**MODEL / DESCRIPTION / LIST PRICING**
**CROSSFIRE | RECTANGLE**

RECTANGLE

Model Number	Table Top Size	Base Spread	Table Height	Shpg. Wght.	LAMINATE TOP ASSORTED EDGES								VENEER TOP	
					GRP 1	GRP 2	GRP 3	GRP 4	GRP 5	GRP 6	GRP 7	GRP 8	GRP 9	
CF2436	24 X 36	2-20"- T	29"	61	\$1032	\$1055	\$1209	\$1489	\$1506	\$1705	\$1944	\$2643	\$2974	
CF2448	24 X 48	2-20"- T	29"	70	\$1087	\$1111	\$1285	\$1611	\$1628	\$1854	\$2124	\$2820	\$3135	
CF2460	24 X 60	2-20"- T	29"	79	\$1142	\$1170	\$1365	\$1732	\$1749	\$2001	\$2303	\$2999	\$3295	
CF2472	24 X 72	2-20"- T	29"	88	\$1375	\$1405	\$1624	\$2029	\$2046	\$2324	\$2658	\$3556	\$3966	
CF2484	24 X 84	2-20"- T	29"	97	\$1460	\$1494	\$1741	\$2211	\$2228	\$2546	\$2930	\$3824	\$4212	
CF2496	24 X 96	2-20"- T	29"	106	\$1515	\$1551	\$1818	\$2335	\$2352	\$2696	\$3111	\$4006	\$4371	
CF3036	30 X 36	2-26"- T	29"	68	\$1084	\$1105	\$1280	\$1601	\$1618	\$1839	\$2104	\$2804	\$3119	
CF3048	30 X 48	2-26"- T	29"	79	\$1148	\$1175	\$1375	\$1748	\$1765	\$2018	\$2326	\$3019	\$3315	
CF3060	30 X 60	2-26"- T	29"	90	\$1216	\$1246	\$1467	\$1896	\$1913	\$2199	\$2541	\$3236	\$3509	
CF3072	30 X 72	2-26"- T	29"	102	\$1460	\$1495	\$1742	\$2216	\$2233	\$2548	\$2932	\$3827	\$4213	
CF3084	30 X 84	2-26"- T	29"	113	\$1555	\$1596	\$1877	\$2426	\$2443	\$2808	\$3243	\$4137	\$4489	
CF3096	30 X 96	2-26"- T	29"	124	\$1623	\$1663	\$1971	\$2576	\$2593	\$2987	\$3465	\$4354	\$4683	
CF3648	36 X 48	2-26"- T	29"	88	\$1224	\$1253	\$1480	\$1918	\$1935	\$2223	\$2572	\$3266	\$3365	
CF3660	36 X 60	2-26"- T	29"	102	\$1303	\$1336	\$1592	\$2088	\$2105	\$2432	\$2826	\$3517	\$3763	
CF3672	36 X 72	2-26"- T	29"	115	\$1561	\$1598	\$1880	\$2435	\$2452	\$2817	\$3257	\$4146	\$4502	
CF3684	36 X 84	2-26"- T	29"	129	\$1668	\$1711	\$2035	\$2672	\$2689	\$3108	\$3606	\$4493	\$4815	
CF3696	36 X 96	2-26"- T	29"	142	\$1744	\$1793	\$2144	\$2842	\$2859	\$3317	\$3863	\$4745	\$5039	

Note: Other training sizes available. Call for pricing.

Note: Fliptop tables with casters in counter & bar height available in depth ranges 24"-36" only  
Max Length up 72" - Not available with C-legs

**OPTIONS**

Add upcharge to list price and code to model number

FLIP-T	Flip-Top for two T-legs	\$468	per table
ASB	Anti-Sag Bar for tables under 72"	\$105	per table
FOLD	Lightweight Folding Leg Mechanism	\$390	per table
STH	Special Table Height (other than 29" or 42")	\$197	per leg
CAS3	3" Locking Casters - Black (2 Casters per T-leg)	\$34	ea.
GD3	Flat Ganging Device for Café & Training Tables	\$137	per pair

PC	Polished Chrome	\$118	per leg
CIN	Crossfire Inline Nesting	\$85	per base
RAD	3" Radius Corners for 3MM Edge	\$262	per table
SLG	Self-Leveling Glide	\$11	per glide



HALF ROUND TRAINING TABLE

**MODEL / DESCRIPTION / LIST PRICING**
**CROSSFIRE | TRAPEZOID**

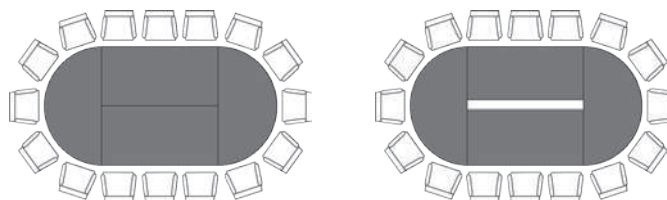

TRAPEZOID

Model Number	Table Top Size	Base Spread	Table Height	Shpg. Wght.	LAMINATE TOP ASSORTED EDGES							VENEER TOP	
					GRP 1	GRP 2	GRP 3	GRP 4	GRP 5	GRP 6	GRP 7	GRP 8	GRP 9
CFT2448	24 X 48	2-20"- T	29"	70	\$1280	\$1313	\$1562	\$2041	\$2058	\$2372	\$2754	\$3443	\$3694
CFT2460	24 X 60	2-20"- T	29"	79	\$1400	\$1440	\$1729	\$2302	\$2319	\$2694	\$3143	\$3827	\$4041
CFT3060	30 X 60	2-26"- T	29"	90	\$1462	\$1503	\$1816	\$2441	\$2458	\$2862	\$3347	\$4031	\$4222
CFT3672	36 X 72	2-26"- T	29"	115	\$1796	\$1845	\$2215	\$2953	\$2970	\$3451	\$4024	\$4909	\$5184

**CROSSFIRE | SECTIONAL | HALF ROUND**


HALF ROUND

Model Number	Table Top Size	Base Spread	Table Height	Shpg. Wght.	LAMINATE TOP ASSORTED EDGES							VENEER TOP	
					GRP 1	GRP 2	GRP 3	GRP 4	GRP 5	GRP 6	GRP 7	GRP 8	GRP 9
CFHR2448	24 X 48	2-20"- T	29"	70	\$1450	\$1494	\$1799	\$2415	\$2432	\$2834	\$3314	\$3995	\$4193
CFHR3060	30 X 60	2-20"- T	29"	90	\$1568	\$1615	\$1967	\$2677	\$2694	\$3149	\$3694	\$4374	\$4534
CFHR3672	36 X 72	2-26"- T	29"	115	\$1902	\$1959	\$2365	\$3191	\$3208	\$3738	\$4374	\$5253	\$5495



SAMPLE CONFIGURATIONS

Note: Other training sizes available. Call for pricing.

Note: Fliptop tables with casters in counter & bar height available in depth ranges 24"-36" only  
 Max Length up 72" - Not available with C-legs

**OPTIONS**

Add upcharge to list price and code to model number

FLIP-T	Flip-Top for two T-legs	\$468	per table
ASB	Anti-Sag Bar for tables under 72"	\$105	per table
FOLD	Lightweight Folding Leg Mechanism	\$390	per table
STH	Special Table Height (other than 29" or 42")	\$197	per leg
CAS3	3" Locking Casters - Black (2 Casters per T-leg)	\$34	ea.

GD3	Flat Ganging Device for Café & Training Tables	\$137	per pair
PC	Polished Chrome	\$118	per leg
CIN	Crossfire Inline Nesting	\$85	per base
SLG	Self-Leveling Glide	\$11	per glide




 CONFERENCE TABLE RECTANGLE  
SHOWN WITH TT-BASE

**MODEL / DESCRIPTION / LIST PRICING**
**CROSSFIRE | CONFERENCE | RECTANGLE**

RECTANGLE

Model Number	Table Top Size	Base Spread	Table Height	Shpg. Wght.	LAMINATE TOP ASSORTED EDGES							VENEER TOP	
					GRP 1	GRP 2	GRP 3	GRP 4	GRP 5	GRP 6	GRP 7	GRP 8	GRP 9
CF4272	42 X 72	2-34TT	29"	129	\$3023	\$3087	\$3572	\$4495	\$4512	\$5131	\$5869	\$7829	\$8718
CF4284	42 X 84	2-34TT	29"	144	\$3152	\$3216	\$3735	\$4727	\$4744	\$5407	\$6200	\$8195	\$9083
CF4296	42 X 96	2-34TT	29"	160	\$3239	\$3312	\$3863	\$4928	\$4945	\$5650	\$6495	\$8484	\$9345
CF4872	48 X 72	2-34TT	29"	142	\$3096	\$3166	\$3676	\$4659	\$4676	\$5331	\$6112	\$8067	\$8932
CF4884	48 X 84	2-34TT	29"	160	\$3450	\$3523	\$4073	\$5123	\$5140	\$5842	\$6685	\$8925	\$9944
CF4896	48 X 96	2-34TT	29"	178	\$3549	\$3627	\$4215	\$5348	\$5365	\$6117	\$7016	\$9252	\$10240
CF48108*	48 X 108	3-34TT	29"	196	\$3793	\$3877	\$4501	\$5710	\$5727	\$6527	\$7485	\$9882	\$10943
CF48120*	48 X 120	3-34TT	29"	214	\$3896	\$3984	\$4648	\$5934	\$5951	\$6801	\$7820	\$10210	\$11239
CF48144*	48 X 144	3-34TT	29"	250	\$4600	\$4697	\$5439	\$6865	\$6882	\$7828	\$8960	\$11920	\$13259
CF6096	60 X 96	2-34TT	29"	214	\$4027	\$4118	\$4779	\$6053	\$6070	\$6912	\$7928	\$10481	\$11621
CF60108*	60 X 108	3-34TT	29"	237	\$4226	\$4321	\$5026	\$6397	\$6414	\$7319	\$8402	\$11037	\$12189
CF60120*	60 X 120	3-34TT	29"	259	\$4457	\$4557	\$5311	\$6774	\$6791	\$7756	\$8915	\$11666	\$12857
CF60144*	60 X 144	3-34TT	29"	304	\$5386	\$5497	\$6346	\$7978	\$7995	\$9080	\$10381	\$13904	\$15523

\* Asterisk after model number indicates 2+ pieces tops with center seam for tables over 96"

**CROSSFIRE | CONFERENCE | RECTANGLE Y-BASE**

Model Number	Table Top Size	Base Spread	Table Height	Shpg. Wght.	LAMINATE TOP ASSORTED EDGES								VENEER TOP	
					GRP 1	GRP 2	GRP 3	GRP 4	GRP 5	GRP 6	GRP 7	GRP 8	GRP 9	
CFY3672	36 X 72	2-29Y	29"	115	\$3023	\$3087	\$3572	\$4495	\$4512	\$5131	\$5869	\$7829	\$8718	
CFY3684	36 X 84	2-29Y	29"	129	\$3152	\$3216	\$3735	\$4727	\$4744	\$5407	\$6200	\$8195	\$9083	
CFY3696	36 X 96	2-29Y	29"	142	\$3239	\$3312	\$3863	\$4928	\$4945	\$5650	\$6495	\$8484	\$8899	
CFY4272	42 X 72	2-33Y	29"	129	\$3096	\$3166	\$3676	\$4659	\$4676	\$5331	\$6112	\$8067	\$8932	
CFY4284	42 X 84	2-33Y	29"	144	\$3450	\$3523	\$4073	\$5123	\$5140	\$5842	\$6685	\$8925	\$9944	
CFY4296	42 X 96	2-33Y	29"	160	\$3549	\$3627	\$4215	\$5348	\$5365	\$6117	\$7016	\$9252	\$10240	
CFY4872	48 X 72	2-33Y	29"	142	\$3793	\$3877	\$4501	\$5710	\$5727	\$6527	\$7485	\$9882	\$10943	
CFY4884	48 X 84	2-33Y	29"	160	\$3896	\$3984	\$4648	\$5934	\$5951	\$6801	\$7820	\$10210	\$11239	
CFY4896	48 X 96	2-33Y	29"	178	\$4600	\$4697	\$5439	\$6865	\$6882	\$7828	\$8960	\$11920	\$13259	

Note: Y-leg base pricing includes floor crossbar.

Note: Other top shapes available. Call for quote.

**OPTIONS**

Add upcharge to list price and code to model number

GD3	Flat Ganging Device for Café & Training Tables	\$137	per pair	PC	Polished Chrome - Y-Bases & Crossbar	\$295	per table
CRT	Racetrack table top	add 20%	per top	STH	Special Table Height (other than 29" or 42")	\$229	per base
COT	Oval table top	add 20%	per top	RAD	3" Radius Corners for 3MM Edge	\$262	per table
CBT	Boat table top	add 25%	per top	SLG	Self-Leveling Glide	\$11	per glide
CAT	Almost Rectangle table top	add 25%	per top	PC	Polished Chrome - TT-Base	\$197	per base



## CUBE PLUS

The Cube Plus collection takes on some versatile shapes with a modern drum shape design of round, square and oval. It is a flexible look to a multitude of applications from lounge to collaborative settings. Cube Plus offers options for a recessed base or a solid surface top, to enhance its unique look.



OVAL TABLE SHOWN  
WITH RECESSED BASE



ROUND TABLE SHOWN WITH  
OPTIONAL TWO-TONED LAMINATE



SQUARE END TABLE SHOWN WITH  
SOLID SURFACE TOP SHOWN WITH  
RECESSED BASE

## ORDERING INFORMATION

- |                 |                           |
|-----------------|---------------------------|
| 1) Series Name  | 4) Laminate Name & Number |
| 2) Model Number | 5) Optional Items         |
| 3) Quantity     |                           |

## BASE SPECIFICATIONS

**Table:** Tables are covered top and sides with high pressure laminate, or choose Optional Two Different Color Laminates: top portion of table in one color, sides of table in another color. Square tables feature a 3" corner radius.

**Glides:** Four factory installed tap-in glides

## TABLE TOP SPECIFICATIONS

### Table

Table top core is CARB Phase I & Phase II Compliant. Laminate, wood veneer and phenolic backing are glued with water based adhesives.

## COLOR / EDGE SELECTIONS

### Laminate/Veneer Selections

ERG offers over 1000 standard laminate choices from Nevamar, Wilsonart, Formica and Pionite. Wood veneer is available in transparent stain colors - custom stain matching available for an upcharge. Solid Surface, 3Form Chroma and stone table tops will be quoted upon request

## OPTIONS

- CODE: 2LC - Two Color Laminate Choices - top portion of table (& recessed base) in one color, sides of table in another color.
- CODE: STH - Special Table Height - under 17"
- CODE: STH+ - Special Table Height - between 17" and 24"
- CODE: STH24+ - Special Table Height - between 24" and 29"
- CODE: RB - Recessed Base
- CODE: CPI - Solid Maple Wood Inlay - top edge
- CODE: APG - Adjustable Poly Glides



ROUND END TABLE



SQUARE END TABLE

**MODEL / DESCRIPTION / LIST PRICING**
**CUBE PLUS | OCCASIONAL | ROUND**


ROUND

Model Number	Table Size	Table Height	Shipping Weight.	LAMINATE	WOOD VENEER	RB UPCHARGE LAMINATE RECESSED BASE
CUB18D	18" dia.	17"	29 lbs.	\$1469	\$1909	\$420
CUB18DT	18" dia.	24"	36 lbs.	\$1854	\$2413	\$420
CUB24D	24" dia.	17"	50 lbs.	\$1750	\$2172	\$520
CUB24DT	24" dia.	24"	60 lbs.	\$2051	\$2637	\$520
CUB30D	30" dia.	17"	109 lbs.	\$2154	\$3091	\$626
CUB36D	36" dia.	17"	121 lbs.	\$2544	\$3592	\$733

**CUBE PLUS | OCCASIONAL | SQUARE**


SQUARE

Model Number	Table Size	Table Height	Shipping Weight.	LAMINATE	WOOD VENEER	RB UPCHARGE LAMINATE RECESSED BASE
CUB18S	18 x 18"	17"	40 lbs.	\$1652	\$2297	\$420
CUB18ST	18 x 18"	24"	48 lbs.	\$1861	\$2514	\$420
CUB24S	24" x 24"	17"	60 lbs.	\$1967	\$2807	\$520
CUB24ST	24" x 24"	24"	69 lbs.	\$2211	\$2917	\$520
CUB30S	30" x 30"	17"	95 lbs.	\$2418	\$3517	\$626
CUB36S	36" x 36"	17"	140 lbs.	\$2860	\$4356	\$733

**CUBE PLUS | OCCASIONAL | OVAL**


OVAL

Model Number	Table Size	Table Height	Shipping Weight.	LAMINATE	WOOD VENEER	RB UPCHARGE LAMINATE RECESSED BASE
CUB1827	18" x 27"	17"	45 lbs.	\$3132	\$4200	\$997
CUB2234	22" x 34"	17"	60 lbs.	\$3303	\$4215	\$1175

**NOTE:** SOLID SURFACE TOPS ARE AVAILABLE, PLEASE CALL FOR QUOTE

**OPTIONS**

Add upcharge to list price and code to model number

2LC	Two Laminate Color Choices - add to list price	\$164	per table
CPI	Solid Maple Wood Inlay - top edge	\$1112	per table
STH	Special Table Height less than 17"	\$197	per table

STH+	Special Table Height between 17" and 24"	\$242	per table
STH24+	Special Table Height between 24" and 29"	\$295	per table
AGP	Adjustable Poly Glides (Laminate Cylinder/Cube)	\$79	per table

## DALMA

Dalma tables offer a clean and simple almost square base design, as a nice alternative to the traditional square table bases. The collection consists of café and bar height tables with a stainless steel base and options for different base finishes and table tops, finished off with your choice of laminate. These tables will nicely complement any café dining area or small meeting room.



42" ALMOST SQUARE  
CAFÉ TABLE



36" SQUARE BAR HEIGHT TABLE SHOWN WITH  
OPTIONAL POWDER COAT FINISH

### ORDERING INFORMATION

- |                 |                               |
|-----------------|-------------------------------|
| 1) Series Name  | 5) Base Finish                |
| 2) Model Number | 6) Laminate Selection and No. |
| 3) Size         | 7) Edge Style Code and Color  |
| 4) Quantity     | 8) Optional Items             |

### BASE SPECIFICATIONS

**Column:** 3" diameter stainless steel #201.

**Base:** Base spreads are 20" or 24"

**Plate:** 12" X 12" square, 14" X 14" square, 24" X 24" square

**Glides:** Nylon glides

**Assembly:** Base mounts to tabletop with 1/4-20 x 1" machine screws into metal inserts in top. NO WOOD SCREWS ARE USED.

### STANDARD BASE FINISHES

**Metal Base:** Stainless Steel

### OPTIONAL BASE FINISHES

**Metal Base:** Standard Powder Coat

### TABLE TOP SPECIFICATIONS

#### Table Tops

Table top core is CARB Phase I & Phase II Compliant. Laminate, wood veneer and phenolic backing are glued with water based adhesives.

#### Almost Square Top:

Comes standard with 6" radius corners

### COLOR / EDGE SELECTIONS

#### Laminate/Veneer Selections

ERG offers over 1000 standard laminate choices from Nevamar, Wilsonart, Formica and Pionite. Wood veneer is available in transparent stain colors - custom stain matching available for an upcharge.

#### Edge Selections:

ERG offers a wide variety of table top edge materials including PVC, wood, aluminum and resin/urethane.

Special Edge Note: When ganging or butting tables together, ERG recommends using 3MM flat edge or flat wood edge. Square tables using PVC **T-MOLD** edge will have a 3" radius on all corners.

### OPTIONS

- CODE: SF - Powder Coat Finish
- CODE: STH - Special Table Height (other than 29" or 42")
- CODE: RAD - 3" Radius Corners for 3MM Edge (Square Top Only)


 42" ROUND CAFÉ TABLE SHOWN WITH  
 OPTIONAL POWDER COAT FINISH

**MODEL / DESCRIPTION / LIST PRICING**
**DALMA | CAFÉ | ROUND TOP**
  
 ROUND

Model Number	Table Top Size	Base Spread	Table Height	Shpg. Wght.	LAMINATE TOP ASSORTED EDGES							VENEER TOP	
					GRP 1	GRP 2	GRP 3	GRP 4	GRP 5	GRP 6	GRP 7	GRP 8	GRP 9
DAL30D	30" Dia.	20"	29"	43	\$916	\$932	\$1044	\$1250	\$1267	\$1418	\$1598	\$1989	\$2362
DAL36D	36" Dia.	24"	29"	53	\$1006	\$1025	\$1161	\$1416	\$1433	\$1618	\$1836	\$2209	\$2583
DAL42D	42" Dia.	24"	29"	72	\$1260	\$1286	\$1460	\$1802	\$1819	\$2057	\$2345	\$2781	\$3226

**DALMA | CAFÉ | SQUARE TOP**
  
 SQUARE

Model Number	Table Top Size	Base Spread	Table Height	Shpg. Wght.	LAMINATE TOP ASSORTED EDGES							VENEER TOP	
					GRP 1	GRP 2	GRP 3	GRP 4	GRP 5	GRP 6	GRP 7	GRP 8	GRP 9
DAL2430S	24x30 Sq.	20"	29"	49	\$822	\$837	\$939	\$1125	\$1142	\$1280	\$1448	\$1787	\$2114
DAL30S	30" Sq.	20"	29"	54	\$905	\$923	\$1033	\$1238	\$1255	\$1407	\$1589	\$1967	\$2330
DAL36S	36" Sq.	24"	29"	67	\$1019	\$1038	\$1177	\$1444	\$1461	\$1646	\$1875	\$2241	\$2610
DAL42S	42" Sq.	24"	29"	90	\$1339	\$1366	\$1540	\$1879	\$1896	\$2133	\$2419	\$2935	\$3439

**DALMA | CAFÉ | ALMOST SQUARE TOP**
  
 ALMOST SQUARE

Model Number	Table Top Size	Base Spread	Table Height	Shpg. Wght.	LAMINATE TOP ASSORTED EDGES							VENEER TOP	
					GRP 1	GRP 2	GRP 3	GRP 4	GRP 5	GRP 6	GRP 7	GRP 8	GRP 9
DAL30AS	30" Sq.	20"	29"	54	NA	\$979	\$1089	\$1293	\$1310	\$1462	\$1642	\$2077	\$2484
DAL36AS	36" Sq.	24"	29"	67	NA	\$1095	\$1234	\$1497	\$1514	\$1703	\$1928	\$2350	\$2762
DAL42AS	42" Sq.	24"	29"	90	NA	\$1376	\$1550	\$1889	\$1906	\$2145	\$2431	\$2956	\$3470

**OPTIONS**

Add upcharge to list price and code to model number

SF	Powder Coat Finish	\$79	per base	RAD	3" Radius Corners for 3MM Edge (square top only)	\$262	per table
STH	Special Table Height (other than 29" or 42")	\$197	per leg				



30" ROUND BAR HEIGHT TABLE


 36" ALMOST SQUARE BAR HEIGHT TABLE  
 SHOWN WITH OPTIONAL POWDER COAT FINISH

**MODEL / DESCRIPTION / LIST PRICING**
**DALMA | BARHEIGHT | ROUNDTOP**


Model Number	Table Top Size	Base Spread	Table Height	Shpg. Wght.	LAMINATE TOP ASSORTED EDGES							VENEER TOP	
					GRP1	GRP2	GRP3	GRP4	GRP5	GRP6	GRP7	GRP8	GRP9
DALH30D	30"Dia.	20"	42"	43	\$1054	\$1070	\$1182	\$1381	\$1398	\$1548	\$1729	\$2561	\$3006
DALH36D	36"Dia.	24"	42"	53	\$1225	\$1243	\$1377	\$1624	\$1641	\$1824	\$2044	\$2988	\$3491

**DALMA | BAR HEIGHT | SQUARE TOP**


Model Number	Table Top Size	Base Spread	Table Height	Shpg. Wght.	LAMINATE TOP ASSORTED EDGES							VENEER TOP	
					GRP 1	GRP 2	GRP 3	GRP 4	GRP 5	GRP 6	GRP 7	GRP 8	GRP 9
DALH36S	36" Sq.	24"	42"	67	\$1253	\$1275	\$1420	\$1690	\$1707	\$1905	\$2141	\$3086	\$3578

**DALMA | BAR HEIGHT | ALMOST SQUARE TOP**


Model Number	Table Top Size	Base Spread	Table Height	Shpg. Wght.	LAMINATE TOP ASSORTED EDGES							VENEER TOP	
					GRP 1	GRP 2	GRP 3	GRP 4	GRP 5	GRP 6	GRP 7	GRP 8	GRP 9
DALH30AS	30" x 30"	20"	42"	50	NA	\$1115	\$1227	\$1424	\$1441	\$1592	\$1774	\$2656	\$3135
DALH36AS	36" x 36"	24"	42"	63	NA	\$1289	\$1423	\$1668	\$1685	\$1869	\$2087	\$3085	\$3621

Note: Other bar height sizes available. Call for pricing.

**OPTIONS**

Add upcharge to list price and code to model number

SF	Powder Coat Finish	\$79	per base	RAD	3" Radius Corners for 3MM Edge (square top only)	\$262	per table
STH	Special Table Height (other than 29" or 42")	\$197	per leg				

**DARBY**

The Darby collection is a lounge chair which offers a softer sit for longer lounging and has both a Low and High-back for added flexibility. Offering soft swooping lines and a slim recline, this chair provides great comfort with a subtle style of single tufted upholstery detail on the back. Looks great in today's progressive lobbies, lounges, common spaces and libraries.



LOW BACK 4-STAR



HIGH BACK WOOD BASE



HIGH BACK SLED

**ORDERING INFORMATION**

**To Order Please Specify:**

- |                 |                          |
|-----------------|--------------------------|
| 1) Series Name  | 4) Fabric Grade & Number |
| 2) Model Number | 5) Optional Items        |
| 3) Quantity     |                          |

CHAIRS	WEIGHT LIMIT
Metal Legs	350 lbs.
Wood Legs	250 lbs.

**STANDARD BASE FINISHES**

**4-Star base:** Polished Chrome

**Sled wire frame:** Standard Powder Coat

**Wood Legs:** Standard Wood Stain

**GENERAL SPECIFICATIONS**

**Upholstery/Foam**

2" thick high resiliency foam wrapped over a 5/8" compound multiply wood shell. Darby is fully upholstered and available with fabric, crypton, vinyl or approved COM.

**Graded-In & COM Fabric Testing**

Due to the complexity of the upholstery process, please submit your Graded-in/COM for testing. A 10"x10" sample is required. **ALL FABRIC MUST BE PRE APPROVED.** Please see Approved Fabrics link under product webpage images.

**Base Details**

**4 Star Steel Swivel:** 360° swivel with auto return, polished chrome steel construction with fixed seat height and adjustable steel glides included.

**Sled wire frame:** 0.50" diameter, cold roll steel continuous solid rod

**Wood Legs:** Ash wood leg that is 3" wide at the top that tapers down to 1.25". Supported with angled leg in the back and with 1/8" plastic nail-in glides.

**OPTIONS**

- CODE: FR - CAL 133 (TB 133) Fire Retardant
- CODE: MB - Moisture Barrier (up to 60" overall width)

DIMENSIONS	4 Star Steel Swivel Base	Sled Wire Frame	Wood Base
Seat Height:	17"	17"	16"
Seat Width:	24"	24"	24"
Seat Depth:	17"	17"	19"
Overall Height:	28"	28"	30.75"
Overall Width:	26"	26"	26"
Overall Depth:	28"	28"	31.75"
Qty./Wt.:	1 ea./56 lbs.	1 ea./52 lbs.	1 ea./33 lbs.



## MODEL / DESCRIPTION / LIST PRICING



### 8822 4 Star Steel Swivel Base

COM Yardage: 2.5 Yds.

COM	GR1	GR2	GR3	GR4	GR5	GR6	GR7	GR8	GR9	GR10	LEA
\$1558	\$1652	\$1752	\$1852	\$1952	\$2058	\$2165	\$2271	\$2379	\$2485	\$2578	\$2865



### 8825 Sled Wire Frame

COM Yardage: 2.5 Yds.

COM	GR1	GR2	GR3	GR4	GR5	GR6	GR7	GR8	GR9	GR10	LEA
\$1799	\$1892	\$1992	\$2092	\$2191	\$2298	\$2405	\$2512	\$2617	\$2723	\$2817	\$3104



### 8827 Wood Base

COM Yardage: 2.5 Yds.

COM	GR1	GR2	GR3	GR4	GR5	GR6	GR7	GR8	GR9	GR10	LEA
\$2231	\$2324	\$2425	\$2526	\$2624	\$2732	\$2837	\$2944	\$3051	\$3157	\$3251	\$3537

## OPTIONS

Add upcharge to list price and code to model number

FR	CAL 133 (TB 133) Fire Retardant per yard	\$ 118	/yd.
----	------------------------------------------	--------	------

MB	Moisture Barrier (up to 60" overall width)	\$ 164	ea.
----	--------------------------------------------	--------	-----



DIMENSIONS	4 Star Steel Swivel Base	Sled Wire Frame	Wood Base
Seat Height:	17"	17"	16"
Seat Width:	24"	24"	24"
Seat Depth:	19"	19"	19"
Overall Height:	34"	34"	34.75"
Overall Width:	26"	26"	26"
Overall Depth:	28"	28"	31.75"
Qty./Wt.:	1 ea./58 lbs.	1 ea./54 lbs.	1 ea./34 lbs.



**MODEL / DESCRIPTION / LIST PRICING**



**8823** 4 Star Steel Swivel Base

COM Yardage: 3 Yds.

COM	GR1	GR2	GR3	GR4	GR5	GR6	GR7	GR8	GR9	GR10	LEA
\$1681	\$1775	\$1874	\$1973	\$2075	\$2180	\$2287	\$2394	\$2501	\$2608	\$2700	\$2985



**8826** Sled Wire Frame

COM Yardage: 3 Yds.

COM	GR1	GR2	GR3	GR4	GR5	GR6	GR7	GR8	GR9	GR10	LEA
\$1907	\$2000	\$2100	\$2201	\$2301	\$2407	\$2514	\$2619	\$2726	\$2834	\$2927	\$3213



**8828** Wood Base

COM Yardage: 2.5 Yds.

COM	GR1	GR2	GR3	GR4	GR5	GR6	GR7	GR8	GR9	GR10	LEA
\$2260	\$2354	\$2453	\$2555	\$2654	\$2761	\$2868	\$2973	\$3079	\$3187	\$3280	\$3566

**OPTIONS**

Add upcharge to list price and code to model number

FR	CAL 133 (TB 133) Fire Retardant per yard	\$118	/yd.	MB	Moisture Barrier (up to 60"overall width)	\$164	ea.
----	------------------------------------------	-------	------	----	-------------------------------------------	-------	-----

**DEKKO**

Dekko chairs and stools feature a one piece Beech wood shell available with many stain colors and many design options on several frame styles. Optional back designs and Engraving allow for a customized look for your space.



4-LEG CHAIR



4-LEG DEMI BACK STOOL



4-LEG TALL BACK STOOL

## ORDERING INFORMATION

### To Order Please Specify:

- |                            |                                           |
|----------------------------|-------------------------------------------|
| 1) Series Name             | 7) Back Cutout Design Option              |
| 2) Model Number            | 8) Optional Items                         |
| 3) Quantity                | 9) Back Cutouts                           |
| 4) Wood Stain Finish Color | 10) Engraving                             |
| 5) Epoxy Frame Color       | 11) <b>LPS</b> (Laminate Plywood Seating) |
| 6) Fabric Grade & Number   |                                           |

CHAIRS	WEIGHT LIMIT
Metal Legs	350 lbs.

## STANDARD BASE FINISHES

**4-Leg:** Standard Powder Coat

**Bar Stool:** Standard Powder Coat

## OPTIONAL BASE FINISHES

**4-Leg:** Polished Chrome

**Bar Stool:** Polished Chrome

## GENERAL SPECIFICATIONS

### Shell

Compound angle .50" thick multi-ply Beech wood shell. Shell is available with vertical running wood grain. Stool shell is available in full or demi back with vertical running grain.

### Upholstery

Shell or upholstered inserts can be finished in choice of fabric, vinyl, crypton, leather or approved COM.

### Base Details

**4-Leg:** 4-Leg frames are .75" diameter, 14 gauge steel tubing with hand brazed welds.

**Bar Stool:** 4-Leg frames are .75" diameter, 14 gauge steel tubing with hand brazed welds.

### Glides

- Factory installed self leveling steel glides.

### Stacking

- Both chair and stools stack 4-6 high on the floor.

## DEKKO OPTIONS

- CODE: FR - CAL 133 (TB 133) Fire Retardant
- CODE: MBC - Moisture Barrier Chair
- CODE: UBI - Upholstered Back Insert
- CODE: 2FO/C - Two Fabric Option (front - back)
- CODE: O2FO/C - Two Fabric Option (offset)
- CODE: PC - Polished Chrome frame finish
- CODE: CH - Counter Height (24" seat height)
- CODE: SH - Specialty Height (22" Lowest Seat Height)
- CODE: HG - Hand Grip Cutout  
SQ - Square Hole Back Cutout  
RD - Round Hole Back Cutout
- CODE: ENG - Laser Engraving
- CODE: LPS - Laminate Plywood Seating  
\*\*Laminate seats (LPS) requires minimum 15 chair order

**HIGH PRESSURE  
LAMINATES  
LPS**  
available on Dekko



HAND GRIP CUTOUT



LASER  
ENGRAVING



SOLID BACK (STANDARD)



SQUARE HOLE



ROUND HOLE



OFFSET TWO FABRICS - FRONT AND BACK

DIMENSIONS	4 Leg Chair
Seat Width:	17.5"
Seat Depth:	15.5"
Seat Height:	17.5"
Back Height:	33.5"
Overall Width:	20.5"
Overall Depth:	22"
Qty./Wt. per carton:	3 ea./50 lbs.



FULLY UPHOLSTERED

## MODEL / DESCRIPTION / LIST PRICING



### 744 4-Leg Chair - Single Piece Beech wood Shell

 Chair  
 \$641


### 744/SI 4-Leg Chair - Single Piece Beech wood Shell, Upholstered Seat Insert

COM Yardage: 0.75 Yds

COM	GR1	GR2	GR3	GR4	GR5	GR6	GR7	GR8	GR9	GR10	LEA
\$811	\$869	\$903	\$940	\$975	\$1017	\$1057	\$1099	\$1142	\$1189	\$1236	\$1462

### 744/U 4-Leg Chair - Fully Upholstered Shell

COM Yardage: 1.5 Yds / Front: 1.0 Yds. / Back: 1.0 Yds.

**Offset** COM Yardage: Top: 0.5 Yds. / Lower: 1.25 Yds.

COM	GR1	GR2	GR3	GR4	GR5	GR6	GR7	GR8	GR9	GR10	LEA
\$836	\$894	\$931	\$968	\$1006	\$1046	\$1088	\$1131	\$1177	\$1224	\$1272	\$1503

## OPTIONS

Add upcharge to list price and code to model number

FR	CAL 133 (TB 133) Fire Retardant per yard	\$118	/yd.
MBC	Moisture Barrier Chair	\$84	ea.
UBI	Upholstered Back Insert - per back	\$124	
2FO/C	Two Fabric Option (frnt - bk)	\$67	
O2FO/C	Two Fabric Option (offset)	\$67	
PC	Polished Chrome finish - 4-leg Chair	\$49	

HG	Hand Grip Cutout	\$99	
SQ	Square Hole Back Cutouts	no charge	
RD	Round Hole Back Cutouts	no charge	
ENG	Laser Engraving Back Design*	\$111	
LPS	Laminate Plywood Seating**	Call	

\*One time setup fee of \$303. Minimum 12 chairs (of same design and series)

\*\*Laminate seats (LPS) requires minimum 15 chair order

DIMENSIONS	Demi Back Bar Stool	Tall Back Bar Stool
Seat Width:	17.5"	17.5"
Seat Depth:	15.5"	15.5"
Seat Height:	30"	30"
Back Height:	34.5"	44"
Overall Width:	22"	22"
Overall Depth:	24"	24"
Qty./Wt. per carton:	3 ea./60 lbs.	2 ea./46 lbs.



4-LEG DEMI BACK STOOL

**MODEL / DESCRIPTION / LIST PRICING**

**752 Tall Back Bar Stool**

Chair  
\$824

**752/SI Tall Back Stool - Upholstered Seat Insert**

COM Yardage: 0.75 Yds

COM	GR1	GR2	GR3	GR4	GR5	GR6	GR7	GR8	GR9	GR10	LEA
\$933	\$999	\$1037	\$1078	\$1123	\$1168	\$1214	\$1263	\$1312	\$1367	\$1422	\$1679

COM Yardage: 1.5 Yds / Front: 1.0 Yds. / Back: 1.0 Yds.

**752/U Tall Back Stool - Fully Upholstered Shell**
**Offset** COM Yardage: Top: 0.5 Yds. / Lower: 1.25 Yds.

COM	GR1	GR2	GR3	GR4	GR5	GR6	GR7	GR8	GR9	GR10	LEA
\$1015	\$1086	\$1130	\$1175	\$1223	\$1271	\$1322	\$1374	\$1428	\$1486	\$1545	\$1826


**743 Demi Back Stool**

Chair  
\$863

**743/SI Demi Back Stool - Upholstered Seat Insert**

COM Yardage: 0.75 Yds

COM	GR1	GR2	GR3	GR4	GR5	GR6	GR7	GR8	GR9	GR10	LEA
\$982	\$1053	\$1095	\$1138	\$1183	\$1231	\$1279	\$1332	\$1385	\$1440	\$1498	\$1771

**OPTIONS**

Add upcharge to list price and code to model number

FR	CAL 133 (TB 133) Fire Retardant per yard	\$118	/yd.
MBC	Moisture Barrier Chair	\$84	ea.
UBI	Upholstered Back Insert - per seat	\$124	
2FO/C	Two Fabric Option (frnt - bk)	\$67	
O2FO/C	Two Fabric Option (offset)	\$67	
PC	Polished Chrome finish - Bar Stool	\$76	
CH	Counter Height (24" seat height)	\$37	

SH	Specialty Height (22" Lowest Seat Height)	\$37	
HG	Hand Grip Cutout	\$99	
SQ	Square Hole Back Cutouts	no charge	
RD	Round Hole Back Cutouts	no charge	
ENG	Laser Engraving Back Design*	\$111	
LPS	Laminate Plywood Seating**	Call	

\*One time setup fee of \$303. Minimum 12 chairs (of same design and series)

\*\*Laminate seats (LPS) requires minimum 15 chair order

**DION**

The Dion occasional tables have a modern look with substantial X-frame that complements any modern furniture design. It offers classic top shapes from laminate to a solid surface top, and powder coat frame in a color that fits your space. Great for lobby or lounge areas, where its great style can be appreciated.



SQUARE END TABLE



ROUND END TABLE



RECTANGULAR COFFEE TABLE

## ORDERING INFORMATION

- |                 |                           |
|-----------------|---------------------------|
| 1) Series Name  | 4) Laminate Name & Number |
| 2) Model Number | 5) Edge Selection         |
| 3) Quantity     | 6) Optional Items         |

## TABLE TOP SPECIFICATIONS

### Table Tops/Solid Surface

Laminate tops are 1.25" thick, finished with high pressure laminate.

**Solid Surface and Corian table tops will be quoted upon request.**

## BASE SPECIFICATIONS

**Table Frame:** Table frame is made of formed and welded 14 gauge steel 0.75" x 1.5" rectangular steel tubing with welded metal brackets for attaching tops. Frames are sandblasted and finished in your choice of standard powder coat colors. Product shipped completely assembled and ready for use.

**Glides:** Four factory installed polyvinyl glides.

## COLOR / EDGE SELECTIONS

### Laminate

ERG offers over 1000 standard laminate choices from Nevamar, Wilsonart, Formica and Pionite. Wood veneer is available in transparent stain colors - custom stain matching available for an upcharge.

## STANDARD BASE FINISHES

**Metal Base:** Standard Powder Coat



ROUND END TABLE

**MODEL / DESCRIPTION / LIST PRICING**

**DION | OCCASIONAL | ROUND**

●  
ROUND

Model Number	Table Top Size	Table Height	Shipping Weight	LAMINATE TOP EDGE 2B	LAMINATE TOP EDGE 3A OR SELF EDGE	WOOD VENEER TOP EDGE 8G
DION20D	20" dia.	17"	29 lbs.	\$1590	\$1749	\$1985
DION24D	24" dia.	17"	36 lbs.	\$1672	\$1840	\$2068
DION36D	36" dia.	17"	50 lbs.	\$2215	\$2436	\$2723
DION20DT	20" dia.	22"	29 lbs.	\$1633	\$1797	\$2028
DION24DT	24" dia.	22"	36 lbs.	\$1718	\$1889	\$2113

**DION | OCCASIONAL | SQUARE**

■  
SQUARE

Model Number	Table Top Size	Table Height	Shipping Weight	LAMINATE TOP EDGE 2B	LAMINATE TOP EDGE 3A OR SELF EDGE	WOOD VENEER TOP EDGE 8G
DION24ST	24" x 24"	22"	36 lbs.	\$1712	\$1884	\$2107

**DION | OCCASIONAL | RECTANGLE**

■  
RECTANGLE

Model Number	Table Top Size	Table Height	Shipping Weight	LAMINATE TOP EDGE 2B	LAMINATE TOP EDGE 3A OR SELF EDGE	WOOD VENEER TOP EDGE 8G
DION2448	24" x 48"	17"	79 lbs.	\$2718	\$2990	\$3339
DION2460	24" x 60"	17"	88 lbs.	\$2955	\$3251	\$3576

## DIXON

Dixon has four tabletop shapes along with round base shape, and offered in varied heights to accommodate any design with purpose. Whether it is a personal pull up table or a coffee table, it looks great in any simple lounge area needing that extra support.



PULL UP TABLE WITH ROUND TOP  
AND BASE, SHOWN WITH KNIFE EDGE



OCCASIONAL TABLE WITH  
ROUND TOP AND BASE

### ORDER INFORMATION

- |                 |                               |
|-----------------|-------------------------------|
| 1) Series Name  | 6) Laminate Selection and No. |
| 2) Model Number | 7) Edge Style Code and Color  |
| 3) Size         | 8) Wood Species               |
| 4) Quantity     | 9) Wood Stain Color           |
| 5) Base Shape   | 10) Optional Items            |

### BASE SPECIFICATIONS

**Column:** 2" diameter polished chrome.

**Base:** One round shape:

RDB - 15" diameter round

**Glides:** Nylon glides

**Assembly:** Base mounts to tabletop with ¼-20 x 1" machine screws into metal inserts in top.

NO WOOD SCREWS ARE USED.

### STANDARD BASE FINISHES

**Metal Base:** Polished Chrome

### OPTIONAL BASE FINISHES

**Metal Base:** Standard Powder Coat

### TABLE TOP SPECIFICATIONS

#### Table Tops

Table top core is CARB Phase I & Phase II Compliant. Laminate, wood veneer and phenolic backing are glued with water based adhesives. Also available in solid surface and acrylic.

Shapes available in round, elliptical, square, rectangle, almost square and almost rectangle.

### COLOR / EDGE SELECTIONS

#### Laminate/Veneer Selections

ERG offers over 1000 standard laminate choices from Nevamar, Wilsonart, Formica and Pionite. Wood veneer is available in transparent stain colors - custom stain matching available for an upcharge.

### OPTIONS

- CODE: SF - Powder Coat Finish

### BASE SHAPE



15" ROUND - RDB




 ROUND TOP AND BASE SHOWN WITH  
 6J KNIFE EDGE W/POLAR STAIN

**MODEL / DESCRIPTION / LIST PRICING**
**DIXON | PULL UP | ROUND TOP**


Model Number	Table Top Size	Table Height	Shpg. Weight	LAMINATE TOP EDGE 2B	LAMINATE TOP EDGE 3A	LAMINATE TOP EDGE 6-J/6Q	VENEER TOP EDGE 8G
DXLR16	16" dia.	26"	35 lbs.	\$936	\$1077	\$1474	\$1476
DXLR18	18" dia.	26"	40 lbs.	\$950	\$1093	\$1478	\$1495
DXLR24	24" dia.	26"	45 lbs.	\$1063	\$1224	\$1623	\$1634

**DIXON | PULL UP | ALMOST SQUARE TOP**


Model Number	Table Top Size	Table Height	Shpg. Weight	LAMINATE TOP EDGE 2B	LAMINATE TOP EDGE 3A	LAMINATE TOP EDGE 6-J/6Q	VENEER TOP EDGE 8G
DXLR16AS	16"X16"	26"	35 lbs.	\$1076	\$1238	\$1693	\$1698
DXLR18AS	18"X18"	26"	40 lbs.	\$1092	\$1255	\$1706	\$1718
DXLR24AS	24"X24"	26"	45 lbs.	\$1223	\$1408	\$1848	\$1879

Call for pricing on other edge profiles and KrystalCast® or solid surface tops.

**OPTIONS**

Add upcharge to list price and code to model number

SF	Powder Coat Finish	\$79
----	--------------------	------



ROUND TOP AND ROUND BASE

**MODEL / DESCRIPTION / LIST PRICING**
**DIXON | OCCASIONAL | ROUND TOP**


Model Number	Table Top Size	Table Height	Shpg. Weight	LAMINATE TOP EDGE 2B	LAMINATE TOP EDGE 3A	LAMINATE TOP EDGE 6-J/6Q	VENEER TOP EDGE 8G
DXOR16	16" dia.	18"	35 lbs.	\$1006	\$1158	\$1467	\$1581
DXOR18	18" dia.	18"	40 lbs.	\$1020	\$1174	\$1476	\$1598
DXOR24	24" dia.	18"	45 lbs.	\$1147	\$1321	\$1625	\$1721

**DIXON | OCCASIONAL | ALMOST SQUARE TOP**


Model Number	Table Top Size	Table Height	Shpg. Weight	LAMINATE TOP EDGE 2B	LAMINATE TOP EDGE 3A	LAMINATE TOP EDGE 6-J/6Q	VENEER TOP EDGE 8G
DXOR16AS	16" x 16"	18"	35 lbs.	\$1158	\$1333	\$1690	\$1818
DXOR18AS	18" x 18"	18"	40 lbs.	\$1173	\$1349	\$1709	\$1837
DXOR24AS	24" x 24"	18"	45 lbs.	\$1319	\$1518	\$1869	\$1979

Call for pricing on other edge profiles and KrystalCast® or solid surface tops.

**OPTIONS**

Add upcharge to list price and code to model number

SF	Powder Coat Finish	\$79
----	--------------------	------

**STACKING CHAIR DOLLY / LIST PRICING\***



#196 DOLLY SHOWN WITH  
WEBBY 4-LEG STACKING CHAIRS



#196 DOLLY SHOWN WITH  
REWIND 4-LEG STACKING CHAIRS



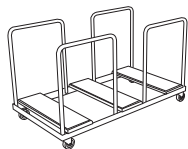
This dolly will accommodate all stacking chairs up to 22.5" deep.  
Square laminate base insert protects chairs.

#196 - DOLLY FOR 4-LEG AND SLED BASE CHAIRS

\$722

**MODEL / DESCRIPTION / LIST PRICING**

**VERTICAL STORAGE DOLLY | FOR RECTANGULAR TABLES**

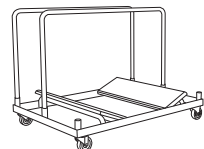


Model Number	Stacking Capacity	Dolly Dimensions	Shipping Weight	LIST PRICE
D-OL-MP	6	34"W x 72"L x 40"H	40 lbs.	\$2507

VERTICAL STORAGE DOLLY. Ideal for rectangular tables with overlapping legs or removable modesty panels. All dollies are manufactured by ERG based on the table size. Dollies are constructed of 2"x 2"x 3/16" heavy gauge steel and 1.25" round steel tubing. Special removable posts are designed so that tables WILL NOT fall off dolly. The posts can be removed when tables are ready to be loaded or unloaded from the dolly. Upholstered boards are finished in black vinyl and are attached to the metal frame to protect the tables during storage. Dolly includes a removable handle for storage. Two each, 5" swivel and two each, 5" non-swivel casters are welded to frame for maximum strength and guidability. Dollies are finished in black textured powder coat paint. Designed for tables & modesty panels to store vertically.



**VERTICAL STORAGE DOLLY | FOR ROUND TABLES**



Model Number	Stacking Capacity	Dolly Dimensions	Shipping Weight	LIST PRICE
D60	6	34"W x 72"L x 40"H	40 lbs.	\$2449

VERTICAL STORAGE DOLLY. Ideal for "round tables". All dollies are manufactured by ERG based on the table size. Dollies are constructed of 2"x 2"x 3/16" heavy gauge steel and 1.25" round steel tubing. Special removable posts are designed so that tables WILL NOT fall off dolly. The posts can be removed when tables are ready to be loaded or unloaded from the dolly. Upholstered boards are finished in black vinyl and are attached to the metal frame to protect the tables during storage. Dolly includes a removable handle for storage. Two each, 5" swivel and two each, 5" non-swivel casters are welded to frame for maximum strength and guidability. Dollies are finished in black textured powder coat paint. Designed for round tables to store vertically.



**DOME**

The Dome table collection has a classic and timeless look with a simple round base with a convex shape as an added subtle detail. The ultimate setting for this series is the cafe spaces that can offer any chair with comfort.



ROUND ÇAFÉ TABLE



SQUARE ÇAFÉ TABLE



ROUND BAR HEIGHT TABLE  
WITH OPTIONAL FOOTRING

## ORDER INFORMATION

- |                            |                               |
|----------------------------|-------------------------------|
| 1) Series Name             | 6) Laminate Selection and No. |
| 2) Model Number            | 7) Edge Style Code and Color  |
| 3) Size                    | 8) Wood Species               |
| 4) Quantity                | 9) Wood Stain Color           |
| 5) Powder Coat Frame Color | 10) Optional Items            |

## BASE SPECIFICATIONS

**Column:** 3" round 14 gauge steel tubing

**Base:** Steel formed metal cover and cast iron substrate, depending on size of tabletop

**Plate:** 10" x 10" square, 12" X 12" square, 14" X 14" square

**Glides:** Adjustable zinc rubber cushion glides

**Assembly:** A 1/4" thick stamped plate is 1/2-13 threaded and welded to the interior bottom portion of the 3" column. Dome disc base is field assembled to column with a 1/2-13 x 4" bolt from bottom of base into the welded plate in column for maximum strength, no tie-rod assembly. Base mounts to tabletop with 1/4-20 x 1" machine screws into metal inserts in top. NO WOOD SCREWS ARE USED.

## STANDARD BASE FINISHES

**Metal Base:** Standard Powder Coat

## TABLE TOP SPECIFICATIONS

### Table Top

Table top core is CARB Compliant 1.25" particle board. Laminate, wood veneer and phenolic backing are glued with water based adhesives.

## COLOR / EDGE SELECTIONS

### Laminate/Veneer Selections

ERG offers over 1000 standard laminate choices from Nevamar, Wilsonart, Formica and Pionite. Wood veneer is available in transparent stain colors - custom stain matching available for an upcharge.

### Edge Selections

ERG offers a wide variety of table top edge materials including PVC, wood, aluminum and resin/urethane.

Special Edge Note: When ganging or butting tables together, ERG recommends using 3MM flat edge or flat wood edge. Square tables using **T-MOLD** edge will have a 3" radius on all corners.

## OPTIONS

- CODE: STH - Special Table Height (other than 29" or 42")
- CODE: RC - Polished Chrome Footring
- CODE: RP - Painted Footring
- CODE: RAD - 3" Radius Corners for 3MM Edge



OPTIONAL FOOTRING



RECTANGLE CAFÉ TABLE

**MODEL / DESCRIPTION / LIST PRICING**
**DOME | CAFÉ | ROUND**


ROUND

Model Number	Table Top Size	Base Spread	Table Height	Shpg. Wght.	LAMINATE TOP ASSORTED EDGES							VENEER TOP	
					GRP 1	GRP 2	GRP 3	GRP 4	GRP 5	GRP 6	GRP 7	GRP 8	GRP 9
DM24D	24" Dia.	17"	29"	38	\$689	\$702	\$802	\$893	\$1067	\$1210	\$1389	\$1848	\$2060
DM30D	30" Dia.	22"	29"	55	\$824	\$843	\$976	\$1093	\$1325	\$1516	\$1747	\$2258	\$2469
DM36D	36" Dia.	22"	29"	65	\$967	\$990	\$1153	\$1294	\$1573	\$1806	\$2087	\$2667	\$2898
DM42D	42" Dia.	22"	29"	100	\$1251	\$1281	\$1496	\$1678	\$2041	\$2346	\$2712	\$3462	\$3760
DM48D	48" Dia.	28"	29"	125	\$1379	\$1417	\$1676	\$1896	\$2339	\$2702	\$3146	\$3892	\$4148

**DOME | CAFÉ | SQUARE**


SQUARE

Model Number	Table Top Size	Base Spread	Table Height	Shpg. Wght.	LAMINATE TOP ASSORTED EDGES							VENEER TOP	
					GRP 1	GRP 2	GRP 3	GRP 4	GRP 5	GRP 6	GRP 7	GRP 8	GRP 9
DM24S	24" Dia.	22"	29"	48	\$686	\$697	\$803	\$896	\$1075	\$1228	\$1407	\$1854	\$2050
DM2430S	24x30 Sq.	22"	29"	53	\$735	\$753	\$875	\$981	\$1194	\$1370	\$1582	\$2026	\$2204
DM30S	30" Sq.	22"	29"	69	\$810	\$827	\$962	\$1078	\$1310	\$1503	\$1736	\$2228	\$2427
DM36S	36" Sq.	22"	29"	82	\$980	\$1005	\$1173	\$1314	\$1605	\$1845	\$2132	\$2714	\$2943
DM42S	42" Sq.	28"	29"	125	\$1267	\$1297	\$1512	\$1693	\$2057	\$2359	\$2726	\$3492	\$3801

**DOME | CAFÉ | RECTANGLE**


RECTANGLE

Model Number	Table Top Size	Base Spread	Table Height	Shpg. Wght.	LAMINATE TOP ASSORTED EDGES							VENEER TOP	
					GRP 1	GRP 2	GRP 3	GRP 4	GRP 5	GRP 6	GRP 7	GRP 8	GRP 9
DM2448	24x48 Sq.	2-17"	29"	86	\$1228	\$1251	\$1422	\$1566	\$1859	\$2103	\$2392	\$3263	\$3677
DM2460	24x60 Sq.	2-17"	29"	95	\$1279	\$1309	\$1497	\$1660	\$1982	\$2253	\$2573	\$3443	\$3842
DM3048	30x48 Sq.	2-17"	29"	95	\$1277	\$1304	\$1490	\$1651	\$1972	\$2240	\$2562	\$3431	\$3828
DM3060	30x60 Sq.	2-17"	29"	106	\$1354	\$1383	\$1596	\$1779	\$2148	\$2451	\$2816	\$3680	\$4057

Note: When optional base finish is required, please multiply upcharge by 2 for tables supported with an extra base.

Note: Other bar height sizes available. Call for pricing.

**OPTIONS**

Add upcharge to list price and code to model number

STH	Special Table Height (other than 29" or 42")	\$197	per leg	RAD	3" Radius Corners for 3MM Edge	\$262	per table
-----	----------------------------------------------	-------	---------	-----	--------------------------------	-------	-----------



SQUARE BAR HEIGHT TABLE  
SHOWN WITH OPTIONAL FOOTRING

**MODEL / DESCRIPTION / LIST PRICING**

**DOME | BARHEIGHT | ROUND**



ROUND

Model Number	Table Top Size	Base Spread	Table Height	Shpg. Wght.	LAMINATE TOP ASSORTED EDGES							VENEER TOP	
					GRP1	GRP2	GRP3	GRP4	GRP5	GRP6	GRP7	GRP8	GRP9
DMH24D	24"Dia.	22"	42"	59	\$990	\$1005	\$1105	\$1194	\$1368	\$1514	\$1688	\$2514	\$2961
DMH30D	30"Dia.	22"	42"	77	\$1048	\$1067	\$1201	\$1314	\$1547	\$1741	\$1972	\$2752	\$3137
DMH36D	36"Dia.	28"	42"	111	\$1180	\$1203	\$1367	\$1504	\$1784	\$2020	\$2300	\$3136	\$3535

**DOME | BAR HEIGHT | SQUARE**



SQUARE

Model Number	Table Top Size	Base Spread	Table Height	Shpg. Wght.	LAMINATE TOP ASSORTED EDGES							VENEER TOP	
					GRP 1	GRP 2	GRP 3	GRP 4	GRP 5	GRP 6	GRP 7	GRP 8	GRP 9
DMH36S	36" Sq.	28"	42"	111	\$1194	\$1215	\$1387	\$1531	\$1817	\$2059	\$2346	\$3181	\$3578

Note: Other bar height sizes available. Call for pricing.

**OPTIONS**

Add upcharge to list price and code to model number

STH	Special Table Height (other than 29" or 42")	\$197	per leg	RC	Polished Chrome Foot-ring for Bar Height	\$183	per base
RP	Painted Foot-ring for Bar Height	\$145	per base	RAD	3" Radius Corners for 3MM Edge	\$262	per table

**DUNCAN**

The Duncan occasional tables are a great complement to our Malibu collection, offering classic shapes. It offers an upper modern drum shape design balanced by tapered legs in metal or wood. This contemporary look complements our soft seating and is well suited for lounge areas or collaborative settings.



24X42 RECTANGLE TABLE



36" ROUND TABLE

## ORDERING INFORMATION

- |                          |                                |
|--------------------------|--------------------------------|
| 1) Series Name           | 5) Laminate / Veneer Selection |
| 2) Model Number          |                                |
| 3) Quantity              | 6) Optional 2nd Laminate       |
| 4) Powder Coat Leg Color | 7) Optional Items              |

## BASE SPECIFICATIONS

**Metal Legs:** Legs are of tapered triangular metal and are 8.25" tall.

**Glides:** Adjustable metal glides

## STANDARD BASE FINISHES

**Metal Legs:** Standard Powder Coat

## OPTIONAL BASE FINISHES

**Metal Legs:** Polished Chrome

## TABLE TOP SPECIFICATIONS

### Table Tops

Table core is CARB Phase I & Phase II Compliant. Laminate and phenolic backing are glued with water based adhesives. Covered top and sides with high pressure laminate, or choose Optional 2 Different Color laminates.

## COLOR / EDGE SELECTIONS

### Laminate Selections

ERG offers over 1000 standard laminate choices from Nevamar, Wilsonart, Formica and Pionite. Wood veneer is available in transparent stain colors - custom stain matching available for an upcharge.

## OPTIONS

- CODE: 2LC - 2 different color laminates
- CODE: PC - Polished Chrome Legs
- CODE: WOD - Solid Maple Wood Legs

Note: Factory installed power/data available,  
See accessories online under 'Products' tab.



POLISHED CHROME LEGS



ELECTRICAL / DATA





18" SQUARE TABLE



30" ROUND TABLE


Applies to:  
DUN18D  
DUN24D  
DUN18S

**MODEL / DESCRIPTION / LIST PRICING**
**DUNCAN | OCCASIONAL | ROUND**


ROUND

Model Number	Table Top Size	Legs	Table Height	Shipping Weight	LAMINATE	VENEER
DUN18D	18" dia.	4 legs	18"	38 lbs.	\$1813	\$1944
DUN24D	24" dia.	4 legs	18"	42 lbs.	\$2096	\$2676
DUN30D	30" dia.	4 legs	18"	45 lbs.	\$2260	\$2745
DUN36D	36" dia.	4 legs	18"	56 lbs.	\$2559	\$2782

**DUNCAN | OCCASIONAL | SQUARE**


SQUARE

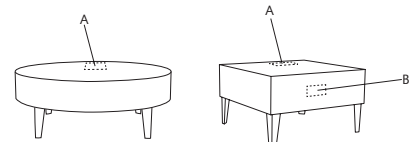
Model Number	Table Top Size	Legs	Table Height	Shipping Weight	LAMINATE	VENEER
DUN18S	18" x 18" sq.	4 legs	18"	48 lbs.	\$1942	\$2138
DUN30S	30" x 30" sq.	4 legs	18"	62 lbs.	\$2252	\$2445
DUN36S	36" x 36" sq.	4 legs	18"	70 lbs.	\$2341	\$2537

**DUNCAN | OCCASIONAL | WEDGE**


WEDGE

Model Number	Table Top Size	Legs	Table Height	Shipping Weight	LAMINATE	VENEER
DUN20W	20° wedge	4 legs	16"	70 lbs.	\$2761	\$3175

Please specify placement of electrical box for upholstered units or occasional tables  
On rectangular coffee tables, please specify electrical placement on long side or short side


**OPTIONS**

Add upcharge to list price and code to model number

2LC	2 Color Laminate option	\$164	per top
PC	Polished Chrome Legs	\$45	per leg

WOD	Solid Maple Wood Legs	\$32	ea.
-----	-----------------------	------	-----



24X60 RECTANGLE TABLE  
 SHOWN WITH OPTIONAL POWER

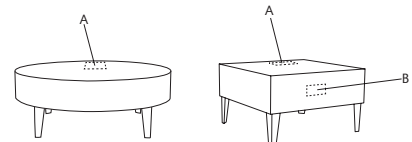
## MODEL / DESCRIPTION / LIST PRICING

### DUNCAN | OCCASIONAL | RECTANGLE

  
 RECTANGLE

Model Number	Table Top Size	Legs	Table Height	Shipping Weight	LAMINATE	VENEER
DUN1426	14" x 26"	4 legs	16"	48 lbs.	\$2104	\$2317
DUN2442	24" x 42"	4 legs	18"	47 lbs.	\$2200	\$2311
DUN2460	24" x 60"	4 legs	18"	52 lbs.	\$2539	\$2666
DUN3042	30" x 42"	4 legs	18"	57 lbs.	\$2770	\$2909
DUN3060	30" x 60"	4 legs	18"	65 lbs.	\$2880	\$3022

Please specify placement of electrical box for upholstered units or occasional tables  
 On rectangular coffee tables, please specify electrical placement on long side or short side



## OPTIONS

Add upcharge to list price and code to model number

2LC	2 Color Laminate option	\$164	per top
PC	Polished Chrome Legs	\$45	per leg

WOD	Solid Maple Wood Legs	\$32	ea.
-----	-----------------------	------	-----

Our Elliot chair collection has added the 5 Star swivel on casters for our Junior offering. This collection encompasses multiple heights for flexibility at any table surface and its versatility meets the needs of any educational space. This Mid Century modern design, features a contoured polypropylene shell with a vertical grooved back design and two clean outs on the seat.



TAPERED WOOD LEGS SHOWN  
WITH POLISHED METAL GRID



SIDE CHAIR FRONT VIEW



BAR STOOL

## ORDERING INFORMATION

### To Order Please Specify:

- |                     |                                                |
|---------------------|------------------------------------------------|
| 1) Series Name      | 5) Fabric Grade & Number                       |
| 2) Model Number     | 6) Optional Items                              |
| 3) Quantity         | 7) Optional Frame Powder Coat Color            |
| 4) Wood Stain Color | 8) Optional Black/White Color (Grid/Foot Ring) |

CHAIRS	WEIGHT LIMIT
Metal Legs	250 lbs.
Wood Legs	250 lbs.

## STANDARD BASE FINISHES

**4 Leg:** Polished Chrome Finish

**Tapered Wood Legs:** Standard Wood Finish

**5-Star Swivel on Casters:** Polished Aluminum

**Metal Grid Underseat or Foot Rings:** Polished Chrome

## OPTIONAL BASE FINISHES

**4 Leg:** Standard Powder Coat

**5-Star Swivel on Casters:** Standard Powder Coat

**Metal Grid Underseat or Foot Rings:** Black Gloss or White Powder Coat

**NOTE:** Due to paint scuffing, ERG does not recommend a painted foot ring on bar stools.

### 5 PLASTIC SHELL COLORS



BLACK



MEDIUM GRAY



WHITE



SOFT YELLOW



IVY GREEN

## GENERAL SPECIFICATIONS

### Shell

Elliot polypropylene chairs feature a contoured one piece shell and two large cleanout slots on each side of seat and vertical groove design on the back.

### Upholstery

Seat insert is upholstered over 1/2" foam. Backless stools upholstered over 2" foam. Seat can be upholstered with choice of fabric, vinyl, crypton, leather or approved COM.

### Base Details

**4 Leg:** Metal frames are made of .75" diameter, 14 gauge steel tubing with hand brazed welds. Underseat plastic plate is color matched to shell.

**Wood Legs:** Tapered stained wood legs with metal grid.

**5-Star Swivel on Casters:** Swivel 360°, Cast polished aluminum base with 5 black casters installed. (Elliot Jr. Only)

### Glides

- Factory installed self leveling steel glides. (On metal frame)
- Plastic glides on wood legs (metal grid only).

### Stacking

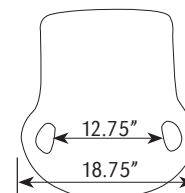
**4 Leg:** Chair will stack 4 high on the floor, up to 6 chairs on a dolly.

**Tapered Wood Legs:** Wood leg and metal bar stools will not stack.

## OPTIONS

- CODE: FR - CAL 133 (TB 133) Fire Retardant
- CODE: MBC - Moisture Barrier Chair
- CODE: SF - Powder Coat Finish
- CODE: CH - Counter Height
- CODE: SH - Specialty Height (22" Lowest Seat Height)
- CODE: SFG - Powder Coat Color - Metal Grid
- CODE: SFF - Powder Coat Color - Grid & Foot Ring
- CODE: HK - High Chair Kit - Specialty 8" or 10" Piston
- CODE: BFC - Black Hard Floor & Carpet Casters

SEAT  
DIMENSIONS



DIMENSIONS	4-Leg
Seat Width:	12.75"
Seat Depth:	16"
Seat Height:	18"
Back Height:	31"
Overall Width:	18.75"
Overall Depth:	21.5"
Qty./Wt. per carton:	2 ea./48 lbs.



4-LEG CHAIR



BACK VIEW

## MODEL / DESCRIPTION / LIST PRICING



### 6260 Cafe Chair

Polypropylene Shell  
\$359



### 6261 Cafe Chair - Upholstered Seat Insert

COM Yardage: 0.75 Yard

COM	GR1	GR2	GR3	GR4	GR5	GR6	GR7	GR8	GR9	GR10	LEA
\$497	\$532	\$553	\$577	\$598	\$624	\$649	\$675	\$704	\$731	\$758	\$898

## OPTIONS

Add upcharge to list price and code to model number

FR	CAL 133 (TB 133) Fire Retardant	\$118	/yd.
MBC	Moisture Barrier Chair	\$84	ea.

SF	Powder Coat Finish	\$63	
SH	Specialty Height	\$37	

DIMENSIONS	4-Leg Junior
Seat Width:	12.75"
Seat Depth:	16"
Seat Height:	16"
Back Height:	29"
Overall Width:	18.75"
Overall Depth:	21.5"
Qty./Wt. per carton:	2 ea./19 lbs.



4-LEG JUNIOR CHAIR

## MODEL / DESCRIPTION / LIST PRICING



### 6260-J Junior Chair

Polypropylene Shell  
\$380



### 6261-J Junior Chair - Upholstered Seat Insert

COM Yardage: 0.75 Yard

COM	GR1	GR2	GR3	GR4	GR5	GR6	GR7	GR8	GR9	GR10	LEA
\$499	\$536	\$553	\$576	\$597	\$622	\$644	\$670	\$696	\$722	\$753	\$885

## OPTIONS

Add upcharge to list price and code to model number

FR	CAL 133 (TB 133) Fire Retardant	\$118	/yd.
MBC	Moisture Barrier Chair	\$84	ea.

SF	Powder Coat Finish	\$63	
SH	Specialty Height	\$37	

DIMENSIONS	5 star base Junior
Seat Width:	12.75"
Seat Depth:	16"
Seat Height:	14 -19.5"
Back Height:	27 - 32"
Overall Width:	18.75"
Overall Depth:	21.5"
Qty./Wt. per carton:	1 ea./15 lbs.



5 STAR BASE - JUNIOR CHAIR

### MODEL / DESCRIPTION / LIST PRICING



#### 6267 Junior Chair

Polypropylene Shell  
\$572



#### 6268 Junior Chair - Upholstered Seat Insert

COM Yardage: 0.75 Yard

COM	GR1	GR2	GR3	GR4	GR5	GR6	GR7	GR8	GR9	GR10	LEA
\$710	\$745	\$766	\$791	\$810	\$836	\$861	\$887	\$915	\$944	\$971	\$1111

### OPTIONS

Add upcharge to list price and code to model number

FR	CAL 133 (TB 133) Fire Retardant	\$118	/yd.
MBC	Moisture Barrier Chair	\$84	ea.
SF	Powder Coat Finish	\$63	

SH	Specialty Height	\$37	
HK	High Chair Kit - Specialty 8" or 10" Piston	\$138	
BFC	Black Hard Floor & Carpet Casters	\$44	per chair

DIMENSIONS	Stool
Seat Width:	12.75"
Seat Depth:	16"
Seat Height:	29"
Back Height:	43"
Overall Width:	18.75"
Overall Depth:	21.5"
Qty./Wt. per carton:	1 ea./48 lbs.



BAR STOOL WITH UPHOLSTERED  
SEAT INSERT



PROFILE VIEW

## MODEL / DESCRIPTION / LIST PRICING



**6264** Barstool  
Polypropylene Shell  
\$655



**6265** Barstool - Upholstered Seat Insert

COM Yardage: 0.75 Yard

COM	GR1	GR2	GR3	GR4	GR5	GR6	GR7	GR8	GR9	GR10	LEA
\$801	\$855	\$888	\$925	\$965	\$1000	\$1041	\$1083	\$1123	\$1171	\$1217	\$1440

## OPTIONS

Add upcharge to list price and code to model number

FR	CAL 133 (TB 133) Fire Retardant	\$118	/yd.
MBC	Moisture Barrier Chair	\$84	ea.
SF	Powder Coat Finish (Stool)	\$76	

CH	Counter Height	\$37	
SH	Specialty Height (22" Lowest Seat Height)	\$37	

## ELLIOT COLLECTION

### CAFE - WOOD LEGS / METAL GRID

DIMENSIONS	4-Leg
Seat Width:	12.75"
Seat Depth:	16"
Seat Height:	18"
Back Height:	30.5"
Overall Width:	18.75"
Overall Depth:	21.5"
Qty./Wt. per carton:	1 ea./9 lbs.

**NOW!**  
All Wood Stain Colors  
are Available.



TAPERED WOOD LEGS / BLACK  
METAL GRID



TAPERED WOOD LEGS / POLISHED CHROME GRID  
UPHOLSTERED SEAT INSERT

### MODEL / DESCRIPTION / LIST PRICING



#### 6283-W Side Chair - Tapered Wood Legs / Metal Grid - Chrome Finish

Chair  
\$640



#### 6285-W Side Chair - Tapered Wood Legs - Metal Grid Chrome Finish - Upholstered Seat Insert

COM Yardage: 0.75 Yard

COM	GR1	GR2	GR3	GR4	GR5	GR6	GR7	GR8	GR9	GR10	LEA
\$774	\$827	\$860	\$896	\$930	\$968	\$1006	\$1046	\$1088	\$1133	\$1179	\$1394

### OPTIONS

Add upcharge to list price and code to model number

FR	CAL 133 (TB 133) Fire Retardant	\$118	/yd.
MBC	Moisture Barrier Chair	\$84	ea.

SFG	Black Gloss or White Powder Coat Color - <b>Metal Grid</b>	\$63	
-----	------------------------------------------------------------	------	--



## EMMA

The Emma collection of tables presents an angled leg design giving it a striking look. Emma offers options to add a hook that is great for storing book bags while you meet up and a cable option for a more aesthetic detail. The collection is a great solution for training, meet up and multi-use areas.



48 X 96" RECTANGLE MEETING TABLE



36 X 96" RECTANGLE BAR HEIGHT TABLE

### ORDERING INFORMATION

- |                 |                               |
|-----------------|-------------------------------|
| 1) Series Name  | 5) Frame Color                |
| 2) Model Number | 6) Laminate Selection and No. |
| 3) Size         | 7) Edge Style Code and Color  |
| 4) Quantity     | 8) Optional Items             |

### BASE SPECIFICATIONS

**Base:** The bases are 2"W x 1"D in an A-frame design with 14 gauge steel tubing.

**Glides:** Adjustable Steel Glides

**Assembly:** Top plate is welded to the vertical column and the vertical column is bolted to the horizontal base. No tie rod assembly. Base mounts to tabletop with 1/4-20 x 1" machine screws into metal inserts in top.

### STANDARD BASE FINISHES

**Base:** Standard Powder Coat

### TABLE TOP SPECIFICATIONS

#### Table Tops

1.25" Laminate/Veneer Tops are CARB Compliant with particle board and phenolic backing glued with water based adhesives.

### COLOR / EDGE SELECTIONS

#### Laminate/Veneer Selections

ERG offers over 1000 standard laminate choices from Nevamar, Wilsonart, Formica and Pionite. Wood veneer is available in transparent stain colors - custom stain matching available for an upcharge.

#### Edge Selection

Laminate/Veneer: ERG offers a variety of table top edge materials of exposed Multi-ply flat edge and PVC.

Solid Surface: Eased Edge

### OPTIONS

- CODE: GD3 - Flat Ganging Device for Training Tables
- CODE: CRT - Racetrack Table Top
- CODE: CBT - Boat Table Top
- CODE: CAT - Almost Rectangle Table Top
- CODE: RAD - 3" Radius Corners for 3MM Edge
- CODE: DCBL - Decorative Cable
- CODE: BHLR - Bag Holder



decorative cable  
Finish: stainless steel



bag holder  
Finish: to match frame



48 X 72" RECTANGLE TRAINING TABLE

**MODEL / DESCRIPTION / LIST PRICING**
**EMMA | RECTANGLE | TRAINING TABLES**

RECTANGLE

Model Number	Table Top Size	Number of Bases	Table Height	Shpg. Wght	LAMINATE TOP ASSORTED EDGES			VENEER TOP
					EDGE 2B	EDGE 3A	EDGE 6Q	EDGE 8G
EM3672	36 X 72	2	29"	151	\$3459	\$3987	\$5880	\$5971
EM3684	36 X 84	2	29"	165	\$3870	\$4466	\$6579	\$6666
EM3696	36 X 96	2	29"	178	\$4047	\$4690	\$6880	\$6913
EM4272	42 X 72	2	29"	165	\$4621	\$5336	\$7856	\$7776
EM4284	42 X 84	2	29"	180	\$4927	\$5720	\$8376	\$8190
EM4296	42 X 96	2	29"	196	\$5231	\$6104	\$8893	\$8606
EM4872	48 X 72	2	29"	178	\$4871	\$5647	\$8281	\$8135
EM4884	48 X 84	2	29"	196	\$5210	\$6075	\$8857	\$8583
EM4896	48 X 96	2	29"	214	\$5535	\$6484	\$9410	\$9017
EM48108* **	48 X 108	3	29"	262	\$6478	\$7544	\$11013	\$10702
EM48120* **	48 X 120	3	29"	280	\$6838	\$7990	\$11625	\$11206
EM48144* **	48 X 144	3	29"	326	\$7461	\$8797	\$12684	\$11981
EM48168* **	48 X 168	3	29"	362	\$8211	\$9795	\$13959	\$12813
EM48192* **	48 X 192	4	29"	398	\$10254	\$12040	\$17432	\$16618
EM48240* **	48 X 240	6	29"	510	\$11933	\$14005	\$20286	\$19364

\* Asterisk after model number indicates 2+ pieces tops (3 pieces for 240") with center seams for tables over 96".

\*\* Decorative Cable is only available on outside legs.

NOTE: Optional Bag Holder will be powder coated to match the base.

**OPTIONS**

Add upcharge to list price and code to model number

GD3	Flat Ganging Device for Training Tables	\$137	per pair	RAD	3" Radius Corners for 3MM Edge	\$262	per table
CRT	Racetrack table top	add 20%	per top	DCBL	Decorative Cable	\$977	per pair
CBT	Boat table top	add 25%	per top	BHLR	Bag Holder	\$221	ea.
CAT	Almost Rectangle table top	add 25%	per top				



36 X 96" RECTANGLE BAR HEIGHT TABLE SHOWN  
WITH DECORATIVE CABLE AND BAG HOLDER

## MODEL / DESCRIPTION / LIST PRICING

### EMMA | RECTANGLE | BAR HEIGHT - 42"

RECTANGLE

Model Number	Table Top Size	Number of Bases	Table Height	Shpg. Wght	LAMINATE TOP ASSORTED EDGES			VENEER TOP
					EDGE 2B	EDGE 3A	EDGE 6Q	EDGE 8G
EMH3672	36 X 72	2	42"	151	\$3734	\$4276	\$6348	\$9229
EMH3684	36 X 84	2	42"	165	\$4146	\$4755	\$7048	\$10272
EMH3696	36 X 96	2	42"	178	\$4321	\$4979	\$7346	\$10767

NOTE: Optional Bag Holder will be powder coated to match the base.

## OPTIONS

Add upcharge to list price and code to model number

GD3	Flat Ganging Device for Training Tables	\$137	per pair	RAD	3" Radius Corners for 3MM Edge	\$262	per table
CRT	Racetrack table top	add 20%	per top	DCBL	Decorative Cable	\$977	per pair
CBT	Boat table top	add 25%	per top	BHLR	Bag Holder	\$221	ea.
CAT	Almost Rectangle table top	add 25%	per top				

**ENCINO**

The Encino collection of banquettes offers an extensive variety of back heights with a unique channel detail look on the back and equipped to fit the right level of privacy needed for any space. The banquettes come as a single unit, as well as back-to-back, in a choice of glides or a plinth base. Great for any student union, cafeteria, corporate lounge or environment for comfortability.



34"H LOW BACK-TO-BACK BANQUETTE



72"H PANEL SHOWN WITH OPTIONAL  
PANEL CHANNEL TUFTING AND THREE FABRICS.

**ORDERING INFORMATION**

- |                 |                          |
|-----------------|--------------------------|
| 1) Series Name  | 4) Fabric Grade & Number |
| 2) Model Number | 5) Optional Items/Colors |
| 3) Quantity     |                          |

SOFT SEATING	WEIGHT LIMIT
1 Seat	500 lbs.
2 Seat	1000 lbs.
3 Seat	1500 lbs.



BANQUETTE COMES WITH A  
FLUSH PLINTH BASE ON SIDES FOR  
GANGING, AND RECESSED FRONT.

**GENERAL SPECIFICATIONS**

**Upholstery / Foam**

Seat and back are covered in your choice of fabric, vinyl, crypton, leather or COM. ERG uses only water based glues and adhesives in our upholstery process. All foam is fully bonded to frame. Seat cushions are 4" graded high resiliency (H.R.) block foam with back 3" (H.R.) foam, covered entirely with special bonded polyester fiber to protect final upholstery.

**Frame Construction**

Frame assembly is constructed of multi-ply hardwood, with tongue and groove construction. No sag-springs are installed in seat & back along with interlocking helicoil springs to prevent sagging and provide additional lower back and seat support.

**Glides**

Adjustable steel glides

**Optional Plinth Base**

The optional base is available in a choice of laminate or unfinished so that you can add your own cover base or carpet

**Anchoring**

Easy to anchor to the floor. Floor mount instructions can be provided by customer service. Hardware for anchoring bench to the floor is not included.



34"  
LOW BACK



44"  
STANDARD BACK



60"  
HIGH BACK



72"  
HIGH BACK

## OPTIONS

- CODE: FR - CAL 133 (TB 133) Fire Retardant
- CODE: MB -Moisture Barrier (up to 60" overall width)
- CODE: MB60 -Moisture Barrier (over 60" overall width)
- CODE: MBB -Moisture Barrier (up to 60" overall width Back-to-Back)
- CODE: MBB60 -Moisture Barrier (over 60" overall width Back-to-Back)
- CODE: GD2 - Flat Ganging Device for Soft Seating
- CODE: GBP - Ganging Bracket for Plinth Base
- CODE: FMG - Floor Mount Glide
- CODE: 2FO - Two Fabric Option
- CODE: 3FO - Three Fabric Option
- CODE: CO - Clean Out (overall width up to 60")
- CODE: CO1 - Clean Out (overall width over 60")
- CODE: COB - Clean Out Back-to-Back (overall width up to 60")
- CODE: CO1B - Clean Out Back-to-Back (overall width over 60")
- CODE: PB - Plinth Base (overall width up to 60")
- CODE: PB60 - Plinth Base (overall width over 60")
- CODE: PBB - Plinth Base Back-to-Back - (overall width up to 60")
- CODE: PBB60 - Plinth Base Back-to-Back - (overall width over 60")
- CODE: UFB - Unfinished Plinth Base
- CODE: RB1 - Recessed Plinth Base (1 Side only)
- CODE: RB2 - Recessed Plinth Base (2 Sides)
- CODE: PCT - Panel Channel Tufting (overall width up to 60")
- CODE: PCT1 - Panel Channel Tufting (overall width over 60")



TWO FABRIC OPTION



THREE FABRIC OPTION



CLEAN OUT OPTION



PANEL CHANNEL TUFTING



OPTIONAL RECESSED PLINTH BASE  
AVAILABLE, ON ONE OR TWO SIDES

## PLINTH OPTIONS

The Optional Plinth comes..




OPTIONAL STANDARD GANGED  
PLINTH BASE, WITH 1/2" GAP  
BETWEEN BASES

DIMENSIONS	48" Straight Banquette	60" Straight Banquette	66" Straight Banquette	72" Straight Banquette
Seat Depth:	20"	20"	20"	20"
Seat Height:	18"	18"	18"	18"
Overall Depth:	30.5"	30.5"	30.5"	30.5"
Overall Width:	48"	60"	66"	72"
Overall Height:	34"	34"	34"	34"
Qty./Wt.:	1 ea./150 lbs.	1 ea./180 lbs.	1 ea./195 lbs.	1 ea./220 lbs.



72" WIDTH BY 34" HEIGHT  
BANQUETTE

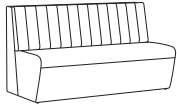
### MODEL / DESCRIPTION / LIST PRICING



#### 2211 48" W Straight Banquette

COM Yardage: Total: 8 Yds. / Back: 2.5 Yds. / Seat: 3 Yds. / Back Panel: 2.5 Yds.

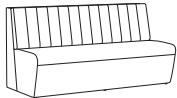
COM	GR1	GR2	GR3	GR4	GR5	GR6	GR7	GR8	GR9	GR10	LEA
\$3595	\$3966	\$4155	\$4447	\$4739	\$5033	\$5326	\$5580	\$5738	\$5979	\$6217	\$6370



#### 2212 60" W Straight Banquette

COM Yardage: Total: 11 Yds. / Back: 3 Yds. / Seat: 4 Yds. / Back Panel: 4 Yds.

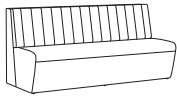
COM	GR1	GR2	GR3	GR4	GR5	GR6	GR7	GR8	GR9	GR10	LEA
\$4260	\$4666	\$4853	\$5146	\$5438	\$5732	\$6025	\$6278	\$6438	\$6677	\$6917	\$7070



#### 2213 66" W Straight Banquette

COM Yardage: Total: 12.5 Yds. / Back: 3.5 Yds. / Seat: 4.5 Yds. / Back Panel: 4.5 Yds.

COM	GR1	GR2	GR3	GR4	GR5	GR6	GR7	GR8	GR9	GR10	LEA
\$4635	\$5054	\$5242	\$5535	\$5827	\$6121	\$6414	\$6667	\$6827	\$7066	\$7308	\$7459



#### 2214 72" W Straight Banquette

COM Yardage: Total: 14 Yds. / Back: 4 Yds. / Seat: 5 Yds. / Back Panel: 5 Yds.

COM	GR1	GR2	GR3	GR4	GR5	GR6	GR7	GR8	GR9	GR10	LEA
\$4788	\$5206	\$5393	\$5687	\$5980	\$6273	\$6566	\$6820	\$6979	\$7218	\$7458	\$7611

### OPTIONS

Add upcharge to list price and code to model number

FR	CAL 133 (TB 133) Fire Retardant per yard	\$118	/yd.
MB	Moisture Barrier - up to 60" width	\$164	ea.
MB60	Moisture Barrier - over 60" width	\$262	ea.
2FO	Two Fabric Option	\$131	per unit
3FO	Three Fabric Option	\$199	per unit
GD2	Flat Ganging Device for Soft Seating	\$107	per pair
GBP	Ganging Bracket for Plinth Base	\$260	per pair
FMG	Floor Mount Glide	\$29	ea.

CO	Clean Out (overall width up to 60")	\$327	per unit
CO1	Clean Out (overall width over 60")	\$503	per unit
PB	Plinth Base (overall width up to 60")	\$247	
PB60	Plinth Base (overall width over 60")	\$418	
UFB	Unfinished Plinth Base (deduct from plinth option)	Deduct \$80	
RB1	Recessed Base, 1 side	\$145	
RB2	Recessed Base, 2 sides	\$287	

## ENCINO COLLECTION


### BACK-TO-BACK BANQUETTES - 34" H LOW BACK

DIMENSIONS	48"	60"	66"	72"
	Back-to-Back Banquette	Back-to-Back Banquette	Back-to-Back Banquette	Back-to-Back Banquette
Seat Depth:	20"	20"	20"	20"
Seat Height:	18"	18"	18"	18"
Overall Depth:	57.5"	57.5"	57.5"	57.5"
Overall Width:	48"	60"	66"	72"
Overall Height:	34"	34"	34"	34"
Qty./Wt.:	1 ea./250 lbs.	1 ea./280 lbs.	1 ea./295 lbs.	1 ea./320 lbs.



60" WIDTH BY 34" HEIGHT  
BACK-TO-BACK BANQUETTE


### MODEL / DESCRIPTION / LIST PRICING



#### 2235 48" W Straight - Back-to-Back Banquette

COM Yardage: Total: 12.5 Yds. / Back: 5 Yds. / Seat: 6 Yds. / Back Panel: 1.5 Yds.


COM	GR1	GR2	GR3	GR4	GR5	GR6	GR7	GR8	GR9	GR10	LEA
\$6649	\$7021	\$7208	\$7501	\$7795	\$8087	\$8380	\$8633	\$8794	\$9032	\$9274	\$9425



#### 2236 60" W Straight - Back-to-Back Banquette

COM Yardage: Total: 15.5 Yds. / Back: 6 Yds. / Seat: 7.5 Yds. / Back Panel: 2 Yds.


COM	GR1	GR2	GR3	GR4	GR5	GR6	GR7	GR8	GR9	GR10	LEA
\$7881	\$8287	\$8474	\$8767	\$9059	\$9353	\$9646	\$9899	\$10059	\$10298	\$10537	\$10691



#### 2237 66" W Straight - Back-to-Back Banquette

COM Yardage: Total: 17.5 Yds. / Back: 7 Yds. / Seat: 8 Yds. / Back Panel: 2.5 Yds.

COM	GR1	GR2	GR3	GR4	GR5	GR6	GR7	GR8	GR9	GR10	LEA
\$8577	\$8996	\$9182	\$9474	\$9769	\$10062	\$10354	\$10607	\$10767	\$11007	\$11247	\$11401



#### 2238 72" W Straight - Back-to-Back Banquette

COM Yardage: Total: 19.5 Yds. / Back: 8 Yds. / Seat: 8.5 Yds. / Back Panel: 3 Yds.

COM	GR1	GR2	GR3	GR4	GR5	GR6	GR7	GR8	GR9	GR10	LEA
\$8856	\$9277	\$9463	\$9756	\$10049	\$10343	\$10636	\$10889	\$11048	\$11288	\$11528	\$11682

### OPTIONS

Add upcharge to list price and code to model number

FR	CAL 133 (TB 133) Fire Retardant per yard	\$118	/yd.
MBB	Moisture Barrier - up to 60" width (Back-to-Back)	\$327	ea.
MBB60	Moisture Barrier - over 60" width (Back-to-Back)	\$522	ea.
2FO	Two Fabric Option	\$131	per unit
3FO	Three Fabric Option	\$199	per unit
GD2	Flat Ganging Device for Soft Seating	\$107	per pair
GBP	Ganging Bracket for Plinth Base	\$260	per pair
FMG	Floor Mount Glide	\$29	ea.


CO	Clean Out (overall width up to 60")	\$654	per unit
CO1	Clean Out (overall width over 60")	\$1007	per unit
PBB	Plinth Base Back-To-Back (overall width up to 60")	\$379	
PBB60	Plinth Base Back-To-Back (overall width over 60")	\$575	
UFB	Unfinished Plinth Base (deduct from plinth option)	Deduct \$80	
RB1	Recessed Base, 1 side	\$145	
RB2	Recessed Base, 2 sides	\$287	

DIMENSIONS	48" Straight Banquette	60" Straight Banquette	66" Straight Banquette	72" Straight Banquette
Seat Depth:	20"	20"	20"	20"
Seat Height:	18"	18"	18"	18"
Overall Depth:	30.5"	30.5"	30.5"	30.5"
Overall Width:	48"	60"	66"	72"
Overall Height:	44"	44"	44"	44"
Qty./Wt.:	1 ea./170 lbs.	1 ea./205 lbs.	1 ea./230 lbs.	1 ea./260 lbs.



48" WIDTH BY 44" HEIGHT BANQUETTE


### MODEL / DESCRIPTION / LIST PRICING



#### 2218 48" W Straight Banquette

COM Yardage: Total: 9 Yds. / Back: 3 Yds. / Seat: 3 Yds. / Back Panel: 3 Yds.


COM	GR1	GR2	GR3	GR4	GR5	GR6	GR7	GR8	GR9	GR10	LEA
\$3854	\$4493	\$4679	\$4972	\$5267	\$5558	\$5852	\$6104	\$6265	\$6503	\$6745	\$6898



#### 2219 60" W Straight Banquette

COM Yardage: Total: 12 Yds. / Back: 3.5 Yds. / Seat: 4 Yds. / Back Panel: 4.5 Yds.


COM	GR1	GR2	GR3	GR4	GR5	GR6	GR7	GR8	GR9	GR10	LEA
\$4520	\$5158	\$5346	\$5639	\$5931	\$6225	\$6518	\$6771	\$6930	\$7170	\$7412	\$7563



#### 2220 66" W Straight Banquette

COM Yardage: Total: 13.5 Yds. / Back: 4 Yds. / Seat: 4.5 Yds. / Back Panel: 5 Yds.

COM	GR1	GR2	GR3	GR4	GR5	GR6	GR7	GR8	GR9	GR10	LEA
\$4856	\$5494	\$5682	\$5975	\$6267	\$6561	\$6853	\$7107	\$7267	\$7505	\$7745	\$7899



#### 2221 72" W Straight Banquette

COM Yardage: Total: 15 Yds. / Back: 4.5 Yds. / Seat: 5 Yds. / Back Panel: 5.5 Yds.

COM	GR1	GR2	GR3	GR4	GR5	GR6	GR7	GR8	GR9	GR10	LEA
\$5048	\$5687	\$5873	\$6166	\$6459	\$6752	\$7046	\$7298	\$7458	\$7699	\$7938	\$8091

### OPTIONS

Add upcharge to list price and code to model number

FR	CAL 133 (TB 133) Fire Retardant per yard	\$118	/yd.
MB	Moisture Barrier - up to 60" width	\$164	ea.
MB60	Moisture Barrier - over 60" width	\$262	ea.
2FO	Two Fabric Option	\$131	per unit
3FO	Three Fabric Option	\$199	per unit
GD2	Flat Ganging Device for Soft Seating	\$107	per pair
GBP	Ganging Bracket for Plinth Base	\$260	per pair
FMG	Floor Mount Glide	\$29	ea.

CO	Clean Out (overall width up to 60")	\$327	per unit
CO1	Clean Out (overall width over 60")	\$503	per unit
PB	Plinth Base (overall width up to 60")	\$247	
PB60	Plinth Base (overall width over 60")	\$418	
UFB	Unfinished Plinth Base (deduct from plinth option)	Deduct \$80	
RB1	Recessed Base, 1 side	\$145	
RB2	Recessed Base, 2 sides	\$287	



DIMENSIONS	48" Back-to-Back Banquette	60" Back-to-Back Banquette	66" Back-to-Back Banquette	72" Back-to-Back Banquette
Seat Depth:	20"	20"	20"	20"
Seat Height:	18"	18"	18"	18"
Overall Depth:	57.5"	57.5"	57.5"	57.5"
Overall Width:	48"	60"	66"	72"
Overall Height:	44"	44"	44"	44"
Qty./Wt.:	1 ea./270 lbs.	1 ea./305 lbs.	1 ea./330 lbs.	1 ea./360 lbs.



60" WIDTH BY 44" HEIGHT  
BACK-TO-BACK BANQUETTE


## MODEL / DESCRIPTION / LIST PRICING



### 2240 48" W Straight - Back-to-Back Banquette

COM Yardage: Total: 13.5 Yds. / Back: 4.5 Yds. / Seat: 6 Yds. / Back Panel: 3 Yds.


COM	GR1	GR2	GR3	GR4	GR5	GR6	GR7	GR8	GR9	GR10	LEA
\$7130	\$7769	\$7955	\$8249	\$8541	\$8835	\$9128	\$9380	\$9541	\$9780	\$10020	\$10172



### 2241 60" W Straight - Back-to-Back Banquette

COM Yardage: Total: 16.5 Yds. / Back: 5.5 Yds. / Seat: 7.5 Yds. / Back Panel: 3.5 Yds.


COM	GR1	GR2	GR3	GR4	GR5	GR6	GR7	GR8	GR9	GR10	LEA
\$8361	\$9002	\$9187	\$9482	\$9773	\$10067	\$10360	\$10612	\$10773	\$11013	\$11251	\$11405



### 2242 66" W Straight - Back-to-Back Banquette

COM Yardage: Total: 18.5 Yds. / Back: 6.5 Yds. / Seat: 8 Yds. / Back Panel: 4 Yds.

COM	GR1	GR2	GR3	GR4	GR5	GR6	GR7	GR8	GR9	GR10	LEA
\$8981	\$9622	\$9808	\$10101	\$10395	\$10688	\$10980	\$11233	\$11395	\$11633	\$11873	\$12027



### 2243 72" W Straight - Back-to-Back Banquette

COM Yardage: Total: 20.5 Yds. / Back: 7.5 Yds. / Seat: 8.5 Yds. / Back Panel: 4.5 Yds.

COM	GR1	GR2	GR3	GR4	GR5	GR6	GR7	GR8	GR9	GR10	LEA
\$9337	\$9978	\$10164	\$10457	\$10751	\$11043	\$11335	\$11589	\$11750	\$11989	\$12229	\$12383

## OPTIONS

Add upcharge to list price and code to model number

FR	CAL 133 (TB 133) Fire Retardant per yard	\$118	/yd.
MBB	Moisture Barrier - up to 60" width (Back-to-Back)	\$327	ea.
MBB60	Moisture Barrier - over 60" width (Back-to-Back)	\$522	ea.
2FO	Two Fabric Option	\$131	per unit
3FO	Three Fabric Option	\$199	per unit
GD2	Flat Ganging Device for Soft Seating	\$107	per pair
GBP	Ganging Bracket for Plinth Base	\$260	per pair
FMG	Floor Mount Glide	\$29	ea.

COB	Clean Out Back-to-Back (overall width up to 60")	\$654	per unit
CO1B	Clean Out Back-to-Back (overall width over 60")	\$1007	per unit
PBB	Plinth Base Back-To-Back (overall width up to 60")	\$379	
PBB60	Plinth Base Back-To-Back (overall width over 60")	\$575	
UFB	Unfinished Plinth Base (deduct from plinth option)	Deduct \$80	
RB1	Recessed Base, 1 side	\$145	
RB2	Recessed Base, 2 sides	\$287	

DIMENSIONS	48" Straight Banquette	60" Straight Banquette	66" Straight Banquette	72" Straight Banquette
Seat Depth:	20"	20"	20"	20"
Seat Height:	18"	18"	18"	18"
Overall Depth:	30.5"	30.5"	30.5"	30.5"
Overall Width:	48"	60"	66"	72"
Overall Height:	60"	60"	60"	60"
Qty./Wt.:	1 ea./180 lbs.	1 ea./215 lbs.	1 ea./240 lbs.	1 ea./270 lbs.



72" WIDTH BY 60" HEIGHT BANQUETTE


## MODEL / DESCRIPTION / LIST PRICING



### 2224 48" W Straight Banquette

COM Yardage: Total: 11 Yds. / Back: 3 Yds. / Seat: 3 Yds. / Back Panel: 5 Yds.


COM	GR1	GR2	GR3	GR4	GR5	GR6	GR7	GR8	GR9	GR10	LEA
\$4505	\$5146	\$5332	\$5626	\$5918	\$6212	\$6503	\$6757	\$6917	\$7157	\$7398	\$7551



### 2225 60" W Straight Banquette

COM Yardage: Total: 13.5 Yds. / Back: 3.5 Yds. / Seat: 4 Yds. / Back Panel: 6 Yds.


COM	GR1	GR2	GR3	GR4	GR5	GR6	GR7	GR8	GR9	GR10	LEA
\$5172	\$5813	\$5998	\$6292	\$6585	\$6878	\$7170	\$7423	\$7583	\$7823	\$8064	\$8216



### 2226 66" W Straight Banquette

COM Yardage: Total: 15 Yds. / Back: 4 Yds. / Seat: 4.5 Yds. / Back Panel: 6.5 Yds.

COM	GR1	GR2	GR3	GR4	GR5	GR6	GR7	GR8	GR9	GR10	LEA
\$5535	\$6174	\$6361	\$6653	\$6947	\$7240	\$7533	\$7786	\$7946	\$8185	\$8426	\$8579



### 2227 72" W Straight Banquette

COM Yardage: Total: 16.5 Yds. / Back: 4.5 Yds. / Seat: 5 Yds. / Back Panel: 7 Yds.

COM	GR1	GR2	GR3	GR4	GR5	GR6	GR7	GR8	GR9	GR10	LEA
\$5699	\$6392	\$6579	\$6873	\$7165	\$7458	\$7752	\$8004	\$8165	\$8404	\$8645	\$8797

## OPTIONS

Add upcharge to list price and code to model number

FR	CAL 133 (TB 133) Fire Retardant per yard	\$118	/yd.
MB	Moisture Barrier - up to 60" width	\$164	ea.
MB60	Moisture Barrier - over 60" width	\$262	ea.
2FO	Two Fabric Option	\$131	per unit
3FO	Three Fabric Option	\$199	per unit
GD2	Flat Ganging Device for Soft Seating	\$107	per pair
GBP	Ganging Bracket for Plinth Base	\$260	per pair
FMG	Floor Mount Glide	\$29	ea.
CO	Clean Out (overall width up to 60")	\$327	per unit
CO1	Clean Out (overall width over 60")	\$503	per unit

PCT	Panel Channel Tufting (overall width up to 60")	\$641	per unit
PCT1	Panel Channel Tufting (overall width over 60")	\$803	per unit
PB	Plinth Base (overall width up to 60")	\$247	
PB60	Plinth Base (overall width over 60")	\$418	
UFB	Unfinished Plinth Base (deduct from plinth option)	Deduct \$80	
RB1	Recessed Base, 1 side	\$145	
RB2	Recessed Base, 2 sides	\$287	

## ENCINO COLLECTION

### BACK-TO-BACK BANQUETTES - 60" HIGH BACK

DIMENSIONS	48"	60"	66"	72"
	Back-to-Back Banquette	Back-to-Back Banquette	Back-to-Back Banquette	Back-to-Back Banquette
Seat Depth:	20"	20"	20"	20"
Seat Height:	18"	18"	18"	18"
Overall Depth:	57.5"	57.5"	57.5"	57.5"
Overall Width:	48"	60"	66"	72"
Overall Height:	60"	60"	60"	60"
Qty./Wt.:	1 ea./280 lbs.	1 ea./315 lbs.	1 ea./340 lbs.	1 ea./370 lbs.



72" WIDTH BY 60" HEIGHT  
BACK-TO-BACK BANQUETTE

### MODEL / DESCRIPTION / LIST PRICING



#### 2245 48" W Straight - Back-to-Back Banquette

COM Yardage: Total: 16 Yds. / Back: 4.5 Yds. / Seat: 6 Yds. / Back Panel: 5.5 Yds.

COM	GR1	GR2	GR3	GR4	GR5	GR6	GR7	GR8	GR9	GR10	LEA
\$8337	\$8977	\$9163	\$9457	\$9750	\$10042	\$10336	\$10588	\$10749	\$10988	\$11228	\$11381



#### 2246 60" W Straight - Back-to-Back Banquette

COM Yardage: Total: 20 Yds. / Back: 5.5 Yds. / Seat: 7.5 Yds. / Back Panel: 7 Yds.

COM	GR1	GR2	GR3	GR4	GR5	GR6	GR7	GR8	GR9	GR10	LEA
\$9570	\$10210	\$10396	\$10689	\$10981	\$11275	\$11568	\$11821	\$11980	\$12220	\$12462	\$12614



#### 2247 66" W Straight - Back-to-Back Banquette

COM Yardage: Total: 22 Yds. / Back: 6.5 Yds. / Seat: 8 Yds. / Back Panel: 7.5 Yds.

COM	GR1	GR2	GR3	GR4	GR5	GR6	GR7	GR8	GR9	GR10	LEA
\$10240	\$10880	\$11066	\$11359	\$11650	\$11945	\$12238	\$12491	\$12650	\$12890	\$13131	\$13284



#### 2248 72" W Straight - Back-to-Back Banquette

COM Yardage: Total: 24 Yds. / Back: 7.5 Yds. / Seat: 8.5 Yds. / Back Panel: 8 Yds.

COM	GR1	GR2	GR3	GR4	GR5	GR6	GR7	GR8	GR9	GR10	LEA
\$10544	\$11237	\$11424	\$11717	\$12010	\$12303	\$12596	\$12849	\$13010	\$13248	\$13490	\$13641

### OPTIONS

Add upcharge to list price and code to model number

FR	CAL 133 (TB 133) Fire Retardant per yard	\$118	/yd.
MBB	Moisture Barrier - up to 60" width (Back-to-Back)	\$327	ea.
MBB60	Moisture Barrier - over 60" width (Back-to-Back)	\$522	ea.
2FO	Two Fabric Option	\$131	per unit
3FO	Three Fabric Option	\$199	per unit
GD2	Flat Ganging Device for Soft Seating	\$107	per pair
GBP	Ganging Bracket for Plinth Base	\$260	per pair
FMG	Floor Mount Glide	\$29	ea.
COB	Clean Out Back-to-Back (overall width up to 60")	\$654	per unit
CO1B	Clean Out Back-to-Back (overall width over 60")	\$1007	per unit

PCT	Panel Channel Tufting (overall width up to 60")	\$641	per unit
PCT1	Panel Channel Tufting (overall width over 60")	\$803	per unit
PBB	Plinth Base Back-To-Back (overall width up to 60")	\$379	
PBB60	Plinth Base Back-To-Back (overall width over 60")	\$575	
UFB	Unfinished Plinth Base (deduct from plinth option)	Deduct \$80	
RB1	Recessed Base, 1 side	\$145	
RB2	Recessed Base, 2 sides	\$287	

DIMENSIONS	48" Straight Banquette	60" Straight Banquette	66" Straight Banquette	72" Straight Banquette
Seat Depth:	20"	20"	20"	20"
Seat Height:	18"	18"	18"	18"
Overall Depth:	30.5"	30.5"	30.5"	30.5"
Overall Width:	48"	60"	66"	72"
Overall Height:	72"	72"	72"	72"
Qty./Wt.:	1 ea./195 lbs.	1 ea./240 lbs.	1 ea./265 lbs.	1 ea./295 lbs.



72" WIDTH BY 72" HEIGHT BANQUETTE


### MODEL / DESCRIPTION / LIST PRICING



#### 2230 48" W Straight Banquette

COM Yardage: Total: 11.5 Yds. / Back: 3 Yds. / Seat: 3 Yds. / Back Panel: 6.5 Yds.

COM	GR1	GR2	GR3	GR4	GR5	GR6	GR7	GR8	GR9	GR10	LEA
\$5558	\$6359	\$6544	\$6838	\$7131	\$7423	\$7717	\$7969	\$8129	\$8370	\$8609	\$8762



#### 2231 60" W Straight Banquette

COM Yardage: Total: 14.5 Yds. / Back: 3.5 Yds. / Seat: 4 Yds. / Back Panel: 7 Yds.

COM	GR1	GR2	GR3	GR4	GR5	GR6	GR7	GR8	GR9	GR10	LEA
\$6225	\$7077	\$7265	\$7556	\$7851	\$8143	\$8435	\$8690	\$8849	\$9089	\$9329	\$9483



#### 2232 66" W Straight Banquette

COM Yardage: Total: 16 Yds. / Back: 4 Yds. / Seat: 4.5 Yds. / Back Panel: 7.5 Yds.

COM	GR1	GR2	GR3	GR4	GR5	GR6	GR7	GR8	GR9	GR10	LEA
\$6474	\$7113	\$7299	\$7594	\$7886	\$8179	\$8473	\$8726	\$8885	\$9126	\$9364	\$9517



#### 2233 72" W Straight Banquette

COM Yardage: Total: 17.5 Yds. / Back: 4.5 Yds. / Seat: 5 Yds. / Back Panel: 8 Yds.

COM	GR1	GR2	GR3	GR4	GR5	GR6	GR7	GR8	GR9	GR10	LEA
\$6752	\$7790	\$7978	\$8270	\$8564	\$8856	\$9151	\$9404	\$9563	\$9803	\$10042	\$10196

### OPTIONS

Add upcharge to list price and code to model number

FR	CAL 133 (TB 133) Fire Retardant per yard	\$118	/yd.
MB	Moisture Barrier - up to 60" width	\$164	ea.
MB60	Moisture Barrier - over 60" width	\$262	ea.
2FO	Two Fabric Option	\$131	per unit
3FO	Three Fabric Option	\$199	per unit
GD2	Flat Ganging Device for Soft Seating	\$107	per pair
GBP	Ganging Bracket for Plinth Base	\$260	per pair
FMG	Floor Mount Glide	\$29	ea.
CO	Clean Out (overall width up to 60")	\$327	per unit
CO1	Clean Out (overall width over 60")	\$503	per unit

PCT	Panel Channel Tufting (overall width up to 60")	\$641	per unit
PCT1	Panel Channel Tufting overall width (over 60")	\$803	per unit
PB	Plinth Base (overall width up to 60")	\$247	
PB60	Plinth Base (overall width over 60")	\$418	
UFB	Unfinished Plinth Base (deduct from plinth option)	Deduct \$80	
RB1	Recessed Base, 1 side	\$145	
RB2	Recessed Base, 2 sides	\$287	

DIMENSIONS	48" Back-to-Back Banquette	60" Back-to-Back Banquette	66" Back-to-Back Banquette	72" Back-to-Back Banquette
Seat Depth:	20"	20"	20"	20"
Seat Height:	18"	18"	18"	18"
Overall Depth:	57.5"	57.5"	57.5"	57.5"
Overall Width:	48"	60"	66"	72"
Overall Height:	72"	72"	72"	72"
Qty./Wt.:	1 ea./295 lbs.	1 ea./340 lbs.	1 ea./365 lbs.	1 ea./395 lbs.



48" WIDTH BY 72" HEIGHT  
BACK-TO-BACK BANQUETTE

## MODEL / DESCRIPTION / LIST PRICING



### 2250 48" W Straight - Back-to-Back Banquette

COM Yardage: Total: 16 Yds. / Back: 4.5 Yds. / Seat: 6 Yds. / Back Panel: 5.5 Yds.

COM	GR1	GR2	GR3	GR4	GR5	GR6	GR7	GR8	GR9	GR10	LEA
\$10285	\$11084	\$11271	\$11562	\$11855	\$12150	\$12441	\$12696	\$12855	\$13094	\$13334	\$13488



### 2251 60" W Straight - Back-to-Back Banquette

COM Yardage: Total: 21 Yds. / Back: 5.5 Yds. / Seat: 7.5 Yds. / Back Panel: 8 Yds.

COM	GR1	GR2	GR3	GR4	GR5	GR6	GR7	GR8	GR9	GR10	LEA
\$11515	\$12369	\$12554	\$12848	\$13141	\$13435	\$13727	\$13981	\$14140	\$14380	\$14619	\$14772



### 2252 66" W Straight - Back-to-Back Banquette

COM Yardage: Total: 23 Yds. / Back: 6.5 Yds. / Seat: 8 Yds. / Back Panel: 8.5 Yds.

COM	GR1	GR2	GR3	GR4	GR5	GR6	GR7	GR8	GR9	GR10	LEA
\$11977	\$12616	\$12802	\$13096	\$13389	\$13682	\$13975	\$14228	\$14387	\$14628	\$14867	\$15021



### 2253 72" W Straight - Back-to-Back Banquette

COM Yardage: Total: 24.5 Yds. / Back: 7 Yds. / Seat: 8.5 Yds. / Back Panel: 9 Yds.

COM	GR1	GR2	GR3	GR4	GR5	GR6	GR7	GR8	GR9	GR10	LEA
\$12492	\$13532	\$13717	\$14012	\$14304	\$14597	\$14890	\$15142	\$15304	\$15543	\$15782	\$15935

## OPTIONS

Add upcharge to list price and code to model number

FR	CAL 133 (TB 133) Fire Retardant per yard	\$118	/yd.
MBB	Moisture Barrier - up to 60" width (Back-to-Back)	\$327	ea.
MBB60	Moisture Barrier - over 60" width (Back-to-Back)	\$522	ea.
2FO	Two Fabric Option	\$131	per unit
3FO	Three Fabric Option	\$199	per unit
GD2	Flat Ganging Device for Soft Seating	\$107	per pair
GBP	Ganging Bracket for Plinth Base	\$260	per pair
FMG	Floor Mount Glide	\$29	ea.
COB	Clean Out Back-to-Back (overall width up to 60")	\$654	per unit
CO1B	Clean Out Back-to-Back (overall width over 60")	\$1007	per unit

PCT	Panel Channel Tufting (overall width up to 60")	\$641	per unit
PCT1	Panel Channel Tufting (overall width over 60")	\$803	per unit
PBB	Plinth Base Back-To-Back (overall width up to 60")	\$379	
PBB60	Plinth Base Back-To-Back (overall width over 60")	\$575	
UFB	Unfinished Plinth Base (deduct from plinth option)	Deduct \$80	
RB1	Recessed Base, 1 side	\$145	
RB2	Recessed Base, 2 sides	\$287	

**FLAIR**

The Flair lounge is comprised of one, two and three-seat lounges with a wide arm at the top, that tapers down, giving it a nice flair in design. The myriad of options includes cupholders, back hand-grip, removeable tablet, casters and a laminated storage shelf. With all it has to offer, these lounges are substantial and work well in collaborative and common spaces.



FLAIR SINGLE SEAT LOUNGE WITH TABLET ARM, STORAGE SHELF, CUP HOLDER AND OPTIONAL CASTERS



FLAIR THREE SEAT LOUNGE WITH POLISHED CHROME LEGS

## ORDERING INFORMATION

### To Order Please Specify:

- |                 |                           |
|-----------------|---------------------------|
| 1) Series Name  | 4) Metal Leg Finish Color |
| 2) Model Number | 5) Fabric Grade & Number  |
| 3) Quantity     | 6) Optional Items         |

SOFT SEATING	WEIGHT LIMIT
1 Seat	500 lbs.
2 Seat	1000 lbs.
3 Seat	1500 lbs.

## STANDARD BASE FINISHES

**Metal Legs:** Polished Chrome

## OPTIONAL BASE FINISHES

**Metal Legs:** Standard Powder Coat

**Wood Legs:** Solid Maple Wood Legs

## GENERAL SPECIFICATIONS

### Upholstery / Foam

Seat and back are covered in choice of fabric, vinyl, crypton, leather or COM. ERG uses only water based glues and adhesives in our upholstery process. All foam is fully bonded to frame. Seat cushions are 4" graded high resiliency (H.R.) block foam with back 2" (H.R.) foam, covered entirely with special bonded polyester fiber to protect final upholstery.

### Frame Construction

Frame assembly is constructed of multi-ply hardwood, with tongue and groove construction. No-sag springs are installed in seat & back along with interlocking helicoil springs to prevent sagging and provide additional lower back and seat support.

**Wood Arm Caps:** All standard wood stain colors.

**Metal Handle Grip Colors:** Powder coat or polished chrome.

### Note:

- Tablet orders of 5 or less - choice of 4 standard laminate colors: Wilsonart Black 1595-60, Wilsonart Montana Walnut 7110K-78, Formica Brite White 459-58, or Nevamar Silver Alu Metalx MXT003
- Tablet orders of 6 or more - any choice standard laminate colors.

## OPTIONS

- CODE: FR - CAL 133 (TB 133) Fire Retardant
- CODE: MB - Moisture Barrier (up to 60" overall width)
- CODE: MB60 - Moisture Barrier (over 60" overall width)
- CODE: SF - Optional powder coat finish - Legs
- CODE: WOD - Solid Maple Wood Legs
- CODE: CAS4 - 4" Locking Casters - Black
- CODE: 2FO - Two Fabric Option
- CODE: 3FO - Three Fabric Option
- CODE: FWC - Flair Wood Arm Caps
- CODE: AHG - Metal Hand Grip (Powder Coat Color)
- CODE: AHG/PC - Metal Hand Grip in Polished Chrome
- CODE: SSI - Laminated Inset Storage Shelf. White or Black
- CODE: CUP - Plastic Cup Holder (Black)
- CODE: TAB( ) - Non-Removable Swivel Tablet (shape A, B or C, left or right arm)
- CODE: TABR1( ) - Removable Swivel Tablet (laminated shape A, B or C specify left or right arm)
- CODE: TABR2( ) - Removable Swivel Tablet (laminated shape A, B or C with opening for tablet on both arms)
- CODE: LAM5 - Non-standard laminate for 5 or less tablets see options for upcharge
- CODE: SST - Solid Surface Tablet Arm (add to Tablet option)
- CODE: SS5 - Non-standard Solid Surface top for 5 or less tablets

Note: Factory installed power/data available, See accessories online under 'Products' tab.



HAND GRIP



MAPLE WOOD LEGS



4" LOCKING CASTERS - BLACK



LAMINATED STORAGE SHELF



TABLET HARDWARE



REMOVABLE TABLET



CUP HOLDER



ARM CAPS



DIMENSIONS	Single Seat	Two Seat	Three Seat
Seat Width:	23"	48"	67"
Seat Depth:	19.5"	19.5"	19.5"
Seat Height:	17.5"	17.5"	17.5"
Arm Height:	23.5"	23.5"	23.5"
Back Height:	32"	32"	32"
Overall Width:	34"	59"	78"
Overall Depth:	28"	28"	28"
Qty./Wt.:	1 ea./85 lbs.	1 ea./155 lbs.	1 ea./190 lbs.



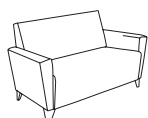
FLAIR SINGLE SEAT LOUNGE

**MODEL / DESCRIPTION / LIST PRICING**

**3495** Arm Chair - fully upholstered


COM Yardage: 6 Yds. / Back: 2 Yds. / Seat: 1.5 Yds. / Arms: 2.5 Yds.

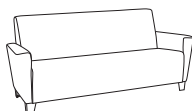
COM	GR1	GR2	GR3	GR4	GR5	GR6	GR7	GR8	GR9	GR10	LEA
\$2333	\$2496	\$2599	\$2702	\$2809	\$2921	\$3039	\$3158	\$3287	\$3416	\$3556	\$4201


**3498** Two Seat Lounge - fully upholstered

COM Yardage: 8.5 Yds. / Back: 3.5 Yds. / Seat: 2.5 Yds. / Arms: 2.5 Yds.

COM	GR1	GR2	GR3	GR4	GR5	GR6	GR7	GR8	GR9	GR10	LEA
\$3346	\$3580	\$3726	\$3870	\$4030	\$4189	\$4356	\$4531	\$4711	\$4901	\$5097	\$6025

COM Yardage (Optional two fabrics):


**3499** Three Seat Lounge - fully upholstered

COM Yardage: 10.5 Yds. / Back: 4.5 Yds. / Seat: 3.5 Yds. / Arms: 2.5 Yds.

COM	GR1	GR2	GR3	GR4	GR5	GR6	GR7	GR8	GR9	GR10	LEA
\$4125	\$4413	\$4589	\$4773	\$4963	\$5162	\$5369	\$5582	\$5807	\$6038	\$6282	\$7425

**TABLET SHAPES**
**Three Tablet Shapes::**

Choose from the three shapes shown and specify; A, B or C and left or right (outside tablet) when ordering.

Example: TAB-(A) Left - this would be a fixed shape A tablet on the left side (when seated).

**Laminate Top:**

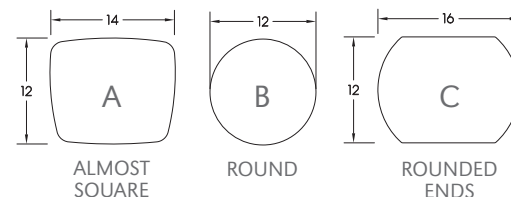
Tablet orders of 5 or less have 4 standard laminate colors:

- Wilsonart Black 1595-60
- Wilsonart Montana Walnut 7110K-78
- Formica Brite White 459-58
- Nevamar Silver Alu Metalx MXT003

**Solid Surface Top:**

Tablet orders of 5 or less have 4 standard Corian colors:

- Bone
- Canyon
- Glacier White
- Silver Grey


**OPTIONS**

Add upcharge to list price and code to model number

FR	CAL 133 (TB 133) Fire Retardant per yard	\$118	/yd.
MB	Moisture Barrier (up to 60" overall width)	\$164	ea.
MB60	Moisture Barrier (over 60" overall width)	\$262	ea.
SF	Powder coat finish - legs	\$16	ea.
WOD	Solid Maple Wood Legs	\$32	ea.
CAS4	4" Locking Casters - Black	\$40	ea.
2FO	Two Fabric Option	\$131	
3FO	Three Fabric Option	\$199	
FWC	Flair Wood Arm Caps	\$164	ea.
AHG	Metal Hand Grip (Powder Coat Color) - per seat	\$197	
AHG/PC	Metal Hand Grip in Polished Chrome - per seat	\$260	

SSI	Inset Storage Shelf	\$452	
CUP	Plastic Cup Holder (Black)	\$124	
TAB-( )	Swivel Tablet Non-Removable (specify A, B or C, left or right arm)	\$653	
TABR1-( )	Removable Tablet (specify A, B or C, left or right arm)	\$756	
TABR2-( )	Removable Tablet (specify A, B or C both arm openings)	\$893	
LAM5	Non-standard laminate (5 tablets or less)	\$554	ea. tablet
SST	Solid Surface Tablet Arm - add to tablet option	\$271	
SS5	Non-standard Solid Surface (5 tablets or less)	Call For Quote	





## FLIGHT

The Flight collection of training tables offers nesting, flip-to mech and locking casters. With its simple design and performance in mind, this high-tech look is a perfect fit for any mobile training space.



30X60 FLIP-TOP TRAINING TABLE  
WITH BLACK CASTERS

## ORDERING INFORMATION

- |                            |                               |
|----------------------------|-------------------------------|
| 1) Series Name             | 6) Laminate Selection and No. |
| 2) Model Number            | 7) Edge Style Code and Color  |
| 3) Size                    | 8) Wood Stain Color           |
| 4) Quantity                | 9) Optional Items             |
| 5) Powder Coat Frame Color |                               |

## BASE SPECIFICATIONS

**Column:** 2" round 14 gauge

**Base:** Laser-cut 12 gauge stamped steel plate – 16" and 22" spreads

**Plate:** 6" x 8" square

**Casters:** 3" black locking casters

**Assembly:** Top plate is welded to the vertical column and the vertical column is welded to the horizontal base.

No tie rod assembly. Base mounts to tabletop with 1/4-20 x 1" machine screws into metal inserts in top. Stretcher steel bars are used on tops 72" and longer.

## STANDARD BASE FINISH

**T-Base:** Brushed Aluminum

## OPTIONAL BASE FINISHES

**T-Base:** Standard Powder Coat

## TABLE TOP SPECIFICATIONS

### Table Tops

Table top core is CARB Phase I & Phase II Compliant. Laminate, wood veneer and phenolic backing are glued with water based adhesives.

### Ultra-Lightweight Table Tops

Ultra-lightweight tables have an exceptionally strong manufactured MDF top made from 100% recovered and recycled wood fiber with at least 25% post-industrial recycled fiber; the balance consisting of recovered waste fiber. Ultra-light tables are 18% lighter than standard tables.

### Flip-Top Mechanism

Aluminum die-cast top plate and aluminum housing with single handle cable release.

## FINISHES

### Laminate/Veneer Selections

ERG offers over 1000 standard laminate choices from Nevamar, Wilsonart, Formica and Pionite. Wood veneer is available in transparent stain colors - custom stain matching available for an upcharge.

### Edge Selections

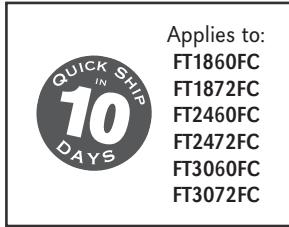
ERG offers a wide variety of table top edge materials including PVC, wood, aluminum and resin/urethane.

Special Edge Note: When ganging or butting tables together, ERG recommends using 3MM flat edge or flat wood edge. Square tables using **T-MOLD** edge will have a 3" radius on all corners.

## OPTIONS

- CODE: ASB - Anti-Sag Bar for tables under 72"
- CODE: GD3 - Flat Ganging Device for Training Tables
- CODE: RAD - 3" Radius Corners for 3MM Edge
- CODE: SF - Powder Coat Finish
- CODE: CAS-W - 3" Locking Casters - White

Note: When ordering modesty panel, table and panel must have 3MM edge.



30X60 TRAINING TABLE  
SHOWN WITH OPTIONAL MODESTY PANEL

**MODEL / DESCRIPTION / LIST PRICING**

**FLIGHT | FLIP-TOP & CASTERS: TRAINING | RECTANGLE**

RECTANGLE

Model Number	Table Top Size	Base Spread	Table Height	Shpg. Wght.	LAMINATE TOP ASSORTED EDGES								VENEER TOP	
					GRP 1	GRP 2	GRP 3	GRP 4	GRP 5	GRP 6	GRP 7	GRP 8	GRP 9	
FT1836FC	18 X 36	2-16T	29"	54	\$1224	\$1241	\$1373	\$1584	\$1601	\$1765	\$1961	\$2967	\$3520	
FT1848FC	18 X 48	2-16T	29"	61	\$1255	\$1274	\$1418	\$1654	\$1671	\$1850	\$2065	\$3070	\$3613	
FT1860FC	18 X 60	2-16T	29"	68	\$1287	\$1306	\$1462	\$1724	\$1741	\$1936	\$2168	\$3172	\$3704	
FT1872FC	18 X 72	2-16T	29"	75	\$1490	\$1511	\$1680	\$1959	\$1976	\$2185	\$2436	\$3636	\$4287	
FT1884FC	18 X 84	2-16T	29"	81	\$1522	\$1546	\$1726	\$2029	\$2046	\$2270	\$2540	\$3739	\$4380	
FT1896FC	18 X 96	2-16T	29"	88	\$1554	\$1579	\$1770	\$2100	\$2116	\$2356	\$2643	\$3842	\$4471	
FT2436FC	24 X 36	2-22T	29"	61	\$1275	\$1295	\$1445	\$1698	\$1715	\$1904	\$2130	\$3135	\$3670	
FT2448FC	24 X 48	2-22T	29"	70	\$1315	\$1338	\$1502	\$1788	\$1805	\$2013	\$2261	\$3263	\$3787	
FT2460FC	24 X 60	2-22T	29"	79	\$1355	\$1379	\$1559	\$1876	\$1893	\$2120	\$2392	\$3393	\$3904	
FT2472FC	24 X 72	2-22T	29"	88	\$1566	\$1592	\$1788	\$2129	\$2146	\$2392	\$2688	\$3885	\$4511	
FT2484FC	24 X 84	2-22T	29"	97	\$1607	\$1635	\$1845	\$2218	\$2235	\$2501	\$2819	\$4015	\$4627	
FT2496FC	24 X 96	2-22T	29"	106	\$1742	\$1772	\$1999	\$2399	\$2416	\$2701	\$3042	\$4347	\$5019	
FT3036FC	30 X 36	2-22T	29"	68	\$1315	\$1338	\$1502	\$1788	\$1805	\$2013	\$2261	\$3263	\$3787	
FT3048FC	30 X 48	2-22T	29"	79	\$1363	\$1388	\$1571	\$1895	\$1912	\$2142	\$2419	\$3421	\$3928	
FT3060FC	30 X 60	2-22T	29"	90	\$1413	\$1438	\$1640	\$2002	\$2019	\$2274	\$2578	\$3578	\$4069	
FT3072FC	30 X 72	2-22T	29"	102	\$1633	\$1661	\$1880	\$2274	\$2291	\$2568	\$2902	\$4096	\$4701	
FT3084FC	30 X 84	2-22T	29"	113	\$1680	\$1712	\$1949	\$2381	\$2398	\$2698	\$3060	\$4253	\$4842	
FT3096FC	30 X 96	2-22T	29"	124	\$1825	\$1859	\$2114	\$2581	\$2598	\$2921	\$3311	\$4613	\$5258	

**Note:** Modesty Panel options available under our Products tab, under Accessories

**OPTIONS**

Add upcharge to list price and code to model number

SF	Powder Coat Finish	\$79	per base
ASB	Anti-Sag Bar for tables under 72"	\$105	per table
GD3	Flat Ganging Device for Café & Training Tables	\$137	per table

RAD	3" Radius Corners for 3MM Edge	\$262	per table
CAS-W	3" Locking Casters - White	\$40	ea.

**FORAY**

Foray series is a sturdy lightweight chair that has a distinct dynamic contour design and style. The Foray offers a upholstered seat insert option in your choice of fabric on a welded steel frame.



FORAY CAFÉ CHAIR WITH  
UPHOLSTERED SEAT INSERT



BAR STOOL METAL LEGS

## ORDERING INFORMATION

### To Order Please Specify:

- |                 |                               |
|-----------------|-------------------------------|
| 1) Series Name  | 4) Optional Powder Coat Color |
| 2) Model Number | 5) Fabric Grade and Number    |
| 3) Quantity     | 6) Optional Items             |

CHAIRS	WEIGHT LIMIT
Metal Legs	350 lbs.

## STANDARD BASE FINISHES

**4-Leg:** Polished Chrome

## OPTIONAL BASE FINISHES

**4-Leg:** Standard Powder Coat

### 6 PLASTIC SHELL COLORS



WHITE



MEDIUM GRAY



BLACK



RED



PAPRIKA



IVY GREEN

## GENERAL SPECIFICATIONS

### Shell

Foray chair is a one piece polypropylene shell featuring a sleek dynamic style contoured all around. Very sturdy. The Foray also offers a wide clean out area and a gentle flex back. Seat is slightly inclined for a better sit.

Note: Molded polypropylene material is shatter proof and scratch resistant.

### Upholstery / Foam

Foray upholstered seat insert .5" high resiliency foam. Seat can be upholstered with choice of fabric, vinyl, crypton, leather or approved COM.

### Base Details

**4-Leg:** Foray 4-leg frames are fully welded 14-gauge, 1" diameter tubular steel.

### Glides

- Factory installed self leveling steel glides
- Plastic glides for wood.

### Stacking

- Foray chairs do not stack
- Foray chairs will ship one chair per box

## OPTIONS

- CODE: FR - CAL 133 (TB 133) Fire Retardant
- CODE: MBC - Moisture Barrier Chair
- CODE: SF - Powder Coat Finish
- CODE: CH - Counter Height (24" seat height) Metal Only
- CODE: SH - Special Height (22" Lowest Seat Height) Metal Only

DIMENSIONS	Café Chair
Inside Width:	18"
Seat Height:	18"
Overall Depth:	22"
Overall Width:	21"
Overall Height:	31"
Qty./Wt. per carton:	1 ea./14 lbs.



CAFÉ CHAIR

## MODEL / DESCRIPTION / LIST PRICING



**6240** Foray Café Metal Leg Chair (4-Leg)

Chair  
\$444



**6241** Foray Café Chair - Upholstered Seat Insert (4-Leg)

COM Yardage: .75 Yards

COM	GR1	GR2	GR3	GR4	GR5	GR6	GR7	GR8	GR9	GR10	LEA
\$590	\$631	\$655	\$681	\$709	\$736	\$766	\$798	\$827	\$862	\$898	\$1062

## OPTIONS

Add upcharge to list price and code to model number

FR	CAL 133 (TB 133) Fire Retardant per yard	\$118	/yd.
MBC	Moisture Barrier Chair	\$84	ea.

SF	Powder Coat Finish	\$63	
----	--------------------	------	--

DIMENSIONS	Bar Stool
Inside Width:	18"
Seat Height:	30"
Overall Depth:	21.5"
Overall Width:	20.5"
Overall Height:	44.5"
Qty./Wt. per carton:	1 ea./21 lbs.



BAR STOOL

**MODEL / DESCRIPTION / LIST PRICING**



**6242** Foray Bar Stool (4-Leg)

Chair  
\$716



**6243** Foray Bar Stool - Upholstered Seat Insert (4-Leg)

COM Yardage: .75 Yards

COM	GR1	GR2	GR3	GR4	GR5	GR6	GR7	GR8	GR9	GR10	LEA
\$861	\$923	\$956	\$996	\$1036	\$1077	\$1121	\$1164	\$1212	\$1261	\$1310	\$1550

**OPTIONS**

Add upcharge to list price and code to model number

CH	Counter Height (24" seat height) Metal Only	\$37	
SH	Specialty Height (22" Lowest Seat Height) Metal Only	\$37	
FR	CAL 133 (TB 133) Fire Retardant per yard	\$118	/yd.

MBC	Moisture Barrier Chair	\$84	ea.
SF	Powder Coat Finish (Stool)	\$76	

**FRANKY SLIM**

The Franky Slim is fully upholstered over high resiliency foam on a solid hardwood frame featuring square steel tube or solid wood legs. Designed for student housing and any public spaces that require long duration seating comfort.



ARM CHAIR  
WOOD LEGS - OPTIONAL WOOD ARM CAPS



THREE SEAT LOUNGE

**ORDERING INFORMATION**

- |                            |                     |
|----------------------------|---------------------|
| 1) Series Name             | 5) Leg Finish       |
| 2) Model Number            | 6) Optional Tufting |
| 3) Quantity                | 7) Optional Items   |
| 4) Fabric Grade and Number |                     |

SOFT SEATING	WEIGHT LIMIT
1 Seat	500 lbs.
2 Seat	1000 lbs.
3 Seat	1500 lbs.

**STANDARD BASE FINISHES**

**Metal Legs:** Standard Powder Coat

**Wood Legs:** Standard Wood Stain

**OPTIONAL BASE FINISHES**

**Metal Legs:** Polished Chrome (Lounge and Ottoman Only)



STANDARD WOOD LEGS



STANDARD POWDER COAT

**GENERAL SPECIFICATIONS**

**Upholstery**

Seat foam is bonded to all sides of hardwood frame. Seat cushions are 4" graded, high resiliency (H.R.) block foam with seat back 3" H.R. foam, covered entirely with special bonded polyester fiber to protect final upholstery. ERG uses only water-based glues and adhesives in all our upholstery process.

**Base Details**

**Metal:** 1" square tubular steel legs.

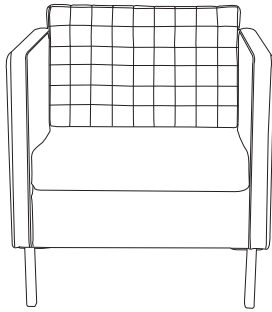
**Wood:** legs are 2" square solid maple.

**OPTIONS**

- CODE: FR - CAL 133 (TB 133) Fire Retardant option
- CODE: MB - Moisture Barrier (up to 60" overall width)
- CODE: MB60 - Moisture Barrier (over 60" overall width)
- CODE: PCL - Polished Chrome Legs (Ottoman & Lounge Only)
- CODE: TF1 - Single Seat Tufting
- CODE: TF2 - Two Seat Tufting
- CODE: TF3 - Three Seat Tufting
- CODE: WAC - Wood Arm Caps

Note: Factory installed power/data available, See accessories online under 'Products' tab.


## TUFTING



square



with optional tufting



vertical



with optional tufting

### Choose from 2 Tufting Shapes:

Tufting for all lounge, ottoman and bench series are available in 2 designs.  
Please specify Square or Vertical when ordering.

## OPTIONS

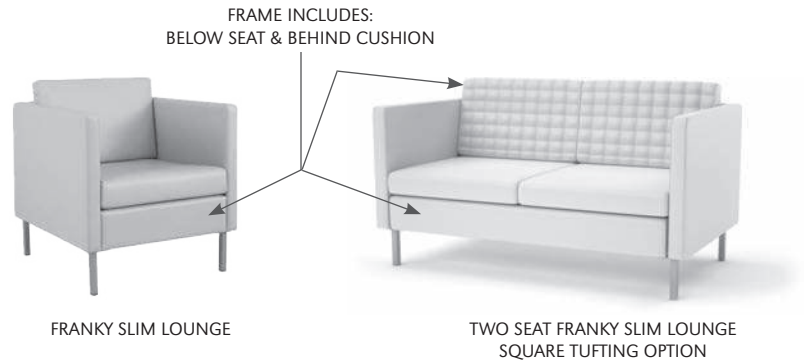


POLISHED CHROME LEGS  
(LOUNGE AND OTTOMAN ONLY)



OPTIONAL WOOD ARM CAPS

DIMENSIONS	Single Seat	Two Seat	Three Seat
Seat Depth:	21"	21"	21"
Seat Height:	18"	18"	18"
Seat Width:	23"	46.5"	70"
Arm Height:	28"	28"	28"
Overall Depth:	30.5"	30.5"	30.5"
Overall Width:	28.5"	52"	75.5"
Overall Height:	32"	32"	32"
Qty./Wt.:	1 ea./75 lbs.	1 ea./95 lbs.	1 ea./120 lbs.




## MODEL / DESCRIPTION / LIST PRICING



### 6420-M Single Seat Lounge

COM Yardage: 7.5 Yds. Arms 3 Yds. pair / Frame: 1 Yd. / Seat: 2 / Back: 1.5 Yds.

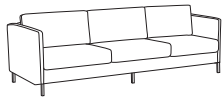
COM	GR1	GR2	GR3	GR4	GR5	GR6	GR7	GR8	GR9	GR10	LEA
\$2281	\$2442	\$2538	\$2641	\$2747	\$2857	\$2971	\$3089	\$3213	\$3340	\$3476	\$4108



### 6422-M Two Seat Lounge

COM Yardage: 10 Yds. Arms 3 Yds. pair / Frame: 1.5 Yds. / Seat: 3 Yds / Back: 2.5 Yds.

COM	GR1	GR2	GR3	GR4	GR5	GR6	GR7	GR8	GR9	GR10	LEA
\$3070	\$3287	\$3416	\$3554	\$3696	\$3843	\$3998	\$4156	\$4323	\$4497	\$4678	\$5527



### 6424-M Three Seat Lounge (6 legs)


COM Yardage: 14.25 Yds Arms 3 Yds. pair / Frame: 2 Yds. / Seat: 6 Yds / Back: 3.25 Yds.

COM	GR1	GR2	GR3	GR4	GR5	GR6	GR7	GR8	GR9	GR10	LEA
\$4016	\$4294	\$4467	\$4647	\$4832	\$5025	\$5226	\$5435	\$5652	\$5876	\$6113	\$7226

## TUFTING

### Choose from 2 Tufting Shapes:

Tufting for all lounge, ottoman and bench series are available in 2 designs. Please specify Square or Vertical when ordering.



square



vertical

## OPTIONS

Add upcharge to list price and code to model number

FR	CAL 133 (TB 133) Fire Retardant per yard	\$118	/yd.
MB	Moisture Barrier (up to 60" overall width)	\$164	ea.
MB60	Moisture Barrier (over 60" overall width)	\$262	ea.
2FO	Two fabric option	\$131	

PCL	Polished Chrome Leg	\$23	per leg
TF1	Tufting - single seat	\$246	
TF2	Tufting - two seat	\$444	
TF3	Tufting - three seat	\$635	



DIMENSIONS	Single Seat	Two Seat	Three Seat
Seat Depth:	21"	21"	21"
Seat Height:	18"	18"	18"
Seat Width:	23"	46.5"	70"
Arm Height:	28"	28"	28"
Overall Depth:	30.5"	30.5"	30.5"
Overall Width:	28.5"	52"	75.5"
Overall Height:	32"	32"	32"
Qty./Wt.:	1 ea./75 lbs.	1 ea./95 lbs.	1 ea./120 lbs.



FRANKY SLIM ARM CHAIR  
WOOD LEGS - OPTIONAL WOOD ARM CAPS



TWO SEAT FRANKY SLIM LOUNGE  
WOOD LEGS - OPTIONAL WOOD ARM CAPS

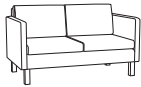
## MODEL / DESCRIPTION / LIST PRICING



### 6420-W Single Seat Lounge

COM Yardage: Arms 3 Yds. pair / Frame: 1 Yd. / Seat/Back Pillow: 2.5 Yds.

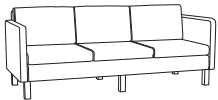
COM	GR1	GR2	GR3	GR4	GR5	GR6	GR7	GR8	GR9	GR10	LEA
\$2493	\$2669	\$2776	\$2885	\$3001	\$3121	\$3246	\$3378	\$3513	\$3653	\$3799	\$4489



### 6422-W Two Seat Lounge

COM Yardage: Arms 3 Yds. pair / Frame: 1.5 Yds. / Seat/Back Pillow: 5 Yds.

COM	GR1	GR2	GR3	GR4	GR5	GR6	GR7	GR8	GR9	GR10	LEA
\$3312	\$3545	\$3687	\$3835	\$3989	\$4148	\$4314	\$4486	\$4665	\$4851	\$5045	\$5965



### 6424-W Three Seat Lounge


COM Yardage: Arms 3 Yds. pair / Frame: 2 Yds. / Seat/Back Pillow: 7.5 Yds.

COM	GR1	GR2	GR3	GR4	GR5	GR6	GR7	GR8	GR9	GR10	LEA
\$4087	\$4389	\$4573	\$4763	\$4962	\$5169	\$5386	\$5607	\$5841	\$6082	\$6331	\$7522

## TUFTING

### Choose from 2 Tufting Shapes:

Tufting for all lounge, ottoman and bench series are available in 2 designs. Please specify Square or Vertical when ordering.



square



vertical

## OPTIONS

Add upcharge to list price and code to model number

FR	CAL 133 (TB 133) Fire Retardant per yard	\$118	/yd.
MB	Moisture Barrier (up to 60" overall width)	\$164	ea.
MB60	Moisture Barrier (over 60" overall width)	\$262	ea.
2FO	Two fabric option	\$131	

TF1	Tufting - single seat	\$246	
TF2	Tufting - two seat	\$444	
TF3	Tufting - three seat	\$635	
WAC	Wood Arm Caps	\$99	ea.

**GOBI**

The Gobi chair features a two piece polypropylene shell with a textured back and a clean out feature. Frames are available in standard polished chrome or optional powder coat color finishes.



## ORDERING INFORMATION

### To Order Please Specify:

- |                 |                               |
|-----------------|-------------------------------|
| 1) Series Name  | 5) Optional Powder Coat Color |
| 2) Model Number | 6) Fabric Grade & Number      |
| 3) Quantity     | 7) Optional Items             |
| 4) Shell Color  |                               |

CHAIRS	WEIGHT LIMIT
Metal Legs	350 lbs.

## STANDARD BASE FINISHES

**Sled Base:** Polished Chrome Finish

**4-Leg:** Polished Chrome Finish

**4-Leg Bar Stool:** Polished Chrome Finish

## OPTIONAL BASE FINISHES

**Sled Base:** Standard Powder Coat

**4-Leg:** Standard Powder Coat

**4-Leg Bar Stool:** Standard Powder Coat

**NOTE: WE DO NOT RECOMMEND POWDER COAT ON THE SLED BASE FOR STACKING**

## GENERAL SPECIFICATIONS

### Shell

Gobi polypropylene chairs feature a contoured, textured backrest. Horizontal channel design - seat and back.

Note: Molded polypropylene material is shatter proof and scratch resistant. Gentle flex back.

### Upholstery / Foam

Seat is upholstered over 1/2" foam. Seat can be upholstered with choice of fabric, vinyl, crypton, leather or approved COM.

### Base Details:

**Sled Base:** Chair frames are made of .50" diameter, 14 gauge solid steel with hand brazed welds. (Glides Optional)

**4-Leg:** Chair frames are made of .625" diameter, 14 gauge steel tubing with hand brazed welds. Adjustable steel glides are standard.

### Glides

Factory installed self leveling steel glides on 4-leg models.

### Stacking

**Sled Base:** all poly ON FLOOR: **8 high**

**Sled Base:** with upholstered seat ON FLOOR: **5 high**

**Sled Base:** all poly ON DOLLY: **45 high**

**Sled Base:** with upholstered seat ON DOLLY: **25 high**

**4-Leg Base:** all poly ON FLOOR: **8 high**

**4-Leg Base:** with upholstered seat ON FLOOR: **6 high**

**4-Leg Base:** all poly ON DOLLY: **25 high**

**4-Leg Base:** with upholstered seat ON DOLLY: **15 high**

**Bar Stools:** all models ON FLOOR: **4 high**

### Underseat

Plastic underseat to protect upholstery is standard

## OPTIONS

- CODE: GWB - Basket (Removable Type)  
(For use on Gobi sled only)
- CODE: GRG - Poly Glides (4 Leg)
- CODE: GPG - Clear Plastic Glides (Sled Base)
- CODE: GSG - Sled Base Ganging Device
- CODE: SF - Powder Coat Finish
- CODE: FR - CAL 133 (TB 133) Fire Retardant
- CODE: MBC - Moisture Barrier Chair
- CODE: SH - Specialty Height (22" Lowest Seat Height)



Optional Poly Glides



Optional Clear Plastic Glides



Optional Ganging Device Clear Plastic



DIMENSIONS	sled base	sled base dolly
Seat Width:	17"	-
Seat Depth:	19"	-
Seat Height:	18"	-
Overall Height:	33"	22"
Overall Width:	22"	26"
Overall Depth:	19"	36.5"
Qty./Wt. per carton:	3 ea./48 lbs.	1 ea./62 lbs.



SLED BASE  
STACKS UP TO 45 HIGH ON DOLLY



UPHOLSTERED SEAT

## MODEL / DESCRIPTION / LIST PRICING



### 7330 Sled Base



Chair  
\$414

SLED BASE STACKS 45 HIGH ON DOLLY



### 7330-U Sled Base - Upholstered Seat

COM Yardage: 0.75 Yard

COM	GR1	GR2	GR3	GR4	GR5	GR6	GR7	GR8	GR9	GR10	LEA
\$538	\$572	\$592	\$611	\$634	\$658	\$683	\$707	\$733	\$760	\$788	\$921

UPHOLSTERED SLED BASE STACKS 25 HIGH ON DOLLY



### 7346 Dolly (sled base)

Dolly  
\$1243

## OPTIONS

Add upcharge to list price and code to model number

GPG	Clear Plastic Glides	\$16	
GSG	Sled Base Ganging Device	\$25	
FR	CAL 133 (TB 133) Fire Retardant per yard.	\$118	/yd.

MBC	Moisture Barrier Chair	\$84	ea.
SF	Powder Coat Finish	\$63	

DIMENSIONS	4-Leg	4-Leg w/Arms	4-leg dolly
Seat Width:	17"	17"	-
Seat Depth:	19"	19"	-
Seat Height:	18"	18"	-
Arm Height:	-	26"	-
Overall Height:	33.5"	33.5"	22"
Overall Width:	23"	23"	26"
Overall Depth:	22"	22"	36.5"
Qty./Wt. per carton:	3 ea./39 lbs.	3 ea./48 lbs.	1 ea./62 lbs.



4-LEG CHAIR



4-LEG CHAIR W/ARMS

**MODEL / DESCRIPTION / LIST PRICING**

**7336 4 Leg (Wall Saver) (STACKER)**

 Chair  
 \$449

**7336-U 4 leg - Upholstered Seat (Wall Saver) (STACKER)**

COM Yardage: 0.75 Yard

COM	GR1	GR2	GR3	GR4	GR5	GR6	GR7	GR8	GR9	GR10	LEA
\$573	\$608	\$632	\$655	\$680	\$709	\$732	\$760	\$789	\$819	\$852	\$1001


**7338 4 Leg with Arms (Wall Saver) (STACKER)**

 Chair  
 \$497

**7338-U 4 leg with Arms - Upholstered Seat (Wall Saver) (STACKER)**

COM Yardage: 0.75 Yard

COM	GR1	GR2	GR3	GR4	GR5	GR6	GR7	GR8	GR9	GR10	LEA
\$619	\$662	\$689	\$718	\$745	\$775	\$807	\$840	\$871	\$906	\$945	\$1114


**7346-4L Dolly (4-leg base)**

 Dolly  
 \$1243

**OPTIONS**

Add upcharge to list price and code to model number

GRG	Poly Glides	\$14	
FR	CAL 133 (TB 133) Fire Retardant per yard.	\$118	/yd.

MBC	Moisture Barrier Chair	\$84	ea.
SF	Powder Coat Finish	\$63	

**TABLET ARM & BASKET ARE NOT AVAILABLE ON 4 LEG**

DIMENSIONS	Stool	Counter Height
Seat Width:	17"	17"
Seat Depth:	19"	19"
Seat Height:	29.5"	24"
Back Height:	44"	38.5"
Overall Width:	20"	20"
Overall Depth:	20"	20"
Qty./Wt. per carton:	2 ea./48 lbs.	2 ea./48 lbs.



BAR STOOLS STACKED



COUNTER HEIGHT STOOL

### MODEL / DESCRIPTION / LIST PRICING



#### 7340 4 Leg Bar Stool (STACKER)

Chair  
\$707



#### 7340-U 4 leg Bar Stool - Upholstered Seat (STACKER)

COM Yardage: 0.75 Yard

COM	GR1	GR2	GR3	GR4	GR5	GR6	GR7	GR8	GR9	GR10	LEA
\$829	\$887	\$923	\$962	\$999	\$1038	\$1080	\$1123	\$1168	\$1216	\$1264	\$1493



#### 7342 4 leg Counter Height (STACKER)

Chair  
\$757



#### 7342-U 4 leg Counter Height - Upholstered Seat (STACKER)

COM Yardage: 0.75 Yard

COM	GR1	GR2	GR3	GR4	GR5	GR6	GR7	GR8	GR9	GR10	LEA
\$880	\$942	\$979	\$1019	\$1060	\$1102	\$1146	\$1192	\$1240	\$1287	\$1338	\$1584

### OPTIONS

Add upcharge to list price and code to model number

GRG	Poly Glides	\$14	
FR	CAL 133 (TB 133) Fire Retardant per yard.	\$118	/yd.
MBC	Moisture Barrier Chair	\$84	ea.

SF	Powder Coat Finish (Stool)	\$76	
SH	Specialty Height (22" Lowest Seat Height)	\$37	

DIMENSIONS	Sled Base	Upholstered Sled Base
Overall Height:	96"	82"
Overall Width:	27"	27"
Overall Depth:	45"	40"

**NOTE: A STACK OF 45 SLED BASE CHAIRS HAVE A HEIGHT OF 84" ON DOLLY**

**NOTE: A STACK OF 25 4 LEG CHAIRS HAVE A HEIGHT OF 72" ON DOLLY**



4 LEGGED BASE STACKS UP TO 8 HIGH ON FLOOR



DOLLY STACKS UP TO 45 HIGH ON SLED BASE



STEEL GLIDES INSTALLED ARE STANDARD



DOLLY STACKS UP TO 25 HIGH ON 4 LEGGED BASE

STACKING CAPACITY (ARMLESS VERSIONS)	STACKS
Sled Base - Poly On Floor	8
Sled Base - Upholstered Seat On Floor	5
Sled Base - Poly On Dolly	45
Sled Base - Upholstered Seat On Dolly	25

STACKING CAPACITY (ARMLESS VERSIONS)	STACKS
4-Leg Base - Poly On Floor	8
4-Leg Base - Upholstered Seat On Floor	6
4-Leg Base - Poly On Dolly	25
4-Leg Base - Upholstered Seat On Dolly	15



## HARMONY

The Harmony table collection has a soft trumpet design that is classic and timeless. It offers café tables with a variety of shapes, bar height and occasional tables suited for comfortable lounge setting. Harmony complements cafe spaces with minimal impediments and a great modern look.



30" ROUND CAFÉ TABLE



36" SQUARE OCCASIONAL TABLE

### ORDERING INFORMATION

- |                 |                              |
|-----------------|------------------------------|
| 1) Series Name  | 5) Metal Finish              |
| 2) Model Number | 6) Laminate Selection & No.  |
| 3) Size         | 7) Edge Style Code and Color |
| 4) Quantity     | 8) Optional Items            |

### BASE SPECIFICATIONS

**Column:** 2" diameter column on 18" and 22" bases  
3" diameter column on 30" bases

**Plate:** 10" x 10" square, 12" X 12" square, 14" X 14" square,  
24" x 24" square

**Base:** One piece steel trumpet base with 17", 18" or 24" diameter  
base with felt tabs.

### STANDARD BASE FINISHES

**Trumpet Base:** Standard Powder Coat

### OPTIONAL BASE FINISHES

**Trumpet Base:** Polished Chrome (Occasional Table Only)

### TABLE TOP SPECIFICATIONS

#### Table Top

1.25" Laminate tops available with self edge. Maple wood veneer  
tops available with wood edge.

### COLOR / EDGE SELECTIONS

#### Laminate/Veneer Selections

ERG offers over 1000 standard laminate choices from Nevamar,  
Wilsonart, Formica and Pionite. Wood veneer is available in  
transparent stain colors - custom stain matching available  
for an upcharge.

### OPTIONS

- CODE: GD3 - Flat Ganging Device for Café & Training Tables
- CODE: STH - Special Table Height (other than 29" or 42")
- CODE: RAD - 3" Radius Corners for 3MM Edge
- CODE: PC18 - Polished Chrome Base (24" and 30" dia. tops)
- CODE: PC24 - Polished Chrome Base (36" dia top)





30X72 RECTANGLE CAFÉ TABLE

**MODEL / DESCRIPTION / LIST PRICING**
**HARMONY | CAFÉ | ROUND**


ROUND

Model Number	Table Top Size	Base Spread	Table Height	Shpg. Wght.	LAMINATE TOP ASSORTED EDGES							VENEER TOP	
					GRP 1	GRP 2	GRP 3	GRP 4	GRP 5	GRP 6	GRP 7	GRP 8	GRP 9
HAR24D	24" Dia.	18"	29"	34	\$1175	\$1189	\$1276	\$1459	\$1476	\$1626	\$1799	\$2754	\$3284
HAR30D	30" Dia.	18"	29"	43	\$1268	\$1288	\$1408	\$1672	\$1689	\$1883	\$2116	\$3058	\$3548
HAR36D	36" Dia.	24"	29"	60	\$1475	\$1501	\$1642	\$1973	\$1990	\$2226	\$2506	\$3578	\$4127
HAR42D	42" Dia.	24"	29"	130	\$1671	\$1705	\$1898	\$2340	\$2357	\$2662	\$3028	\$4147	\$4682
HAR48D	48" Dia.	30"	29"	130	\$2074	\$2110	\$2342	\$2880	\$2897	\$3267	\$3715	\$5119	\$5800

**HARMONY | CAFÉ | SQUARE**


SQUARE

Model Number	Table Top Size	Base Spread	Table Height	Shpg. Wght.	LAMINATE TOP ASSORTED EDGES								VENEER TOP	
					GRP 1	GRP 2	GRP 3	GRP 4	GRP 5	GRP 6	GRP 7	GRP 8	GRP 9	
HAR24S	24" Sq.	18"	29"	43	\$1184	\$1201	\$1290	\$1486	\$1503	\$1655	\$1836	\$2789	\$3315	
HAR2430S	24x30 Sq.	18"	29"	53	\$1241	\$1261	\$1367	\$1603	\$1620	\$1798	\$2013	\$2963	\$3470	
HAR30S	30" Sq.	18"	29"	76	\$1275	\$1297	\$1414	\$1681	\$1698	\$1893	\$2122	\$3071	\$3569	
HAR36S	36" Sq.	24"	29"	76	\$1490	\$1518	\$1667	\$2005	\$2022	\$2263	\$2554	\$3624	\$4171	
HAR42S	42" Sq.	30"	29"	76	\$1935	\$1965	\$2154	\$2588	\$2605	\$2907	\$3275	\$4684	\$5412	

**HARMONY | CAFÉ | RECTANGLE**


RECTANGLE

Model Number	Table Top Size	Base Spread	Table Height	Shpg. Wght.	LAMINATE TOP ASSORTED EDGES								VENEER TOP	
					GRP 1	GRP 2	GRP 3	GRP 4	GRP 5	GRP 6	GRP 7	GRP 8	GRP 9	
HAR2448	24x48 Sq.	2-18"	29"	76	\$1834	\$1862	\$1993	\$2294	\$2311	\$2539	\$2814	\$4304	\$5132	
HAR2460	24x60 Sq.	2-18"	29"	115	\$2042	\$2072	\$2220	\$2556	\$2573	\$2830	\$3138	\$4796	\$5713	
HAR2472	24x72 Sq.	2-18"	29"	115	\$2249	\$2314	\$2468	\$3170	\$3187	\$3341	\$3653	\$6495	\$8951	
HAR3048	30x48 Sq.	2-18"	29"	137	\$2051	\$2078	\$2228	\$2572	\$2589	\$2848	\$3158	\$4815	\$5734	
HAR3060	30x60 Sq.	2-18"	29"	148	\$2122	\$2152	\$2326	\$2724	\$2741	\$3031	\$3382	\$5035	\$5929	
HAR3072	30x72 Sq.	2-18"	29"	148	\$2453	\$2524	\$2700	\$3500	\$3517	\$3692	\$4040	\$7128	\$9793	

**OPTIONS**

Add upcharge to list price and code to model number

GD3	Flat Ganging Device for Café & Training Tables	\$137	per pair
STH	Special Table Height (other than 29" or 42")	\$197	per leg

RAD	3" Radius Corners for 3MM Edge	\$262	per table
-----	--------------------------------	-------	-----------



36" SQUARE BAR HEIGHT TABLE

**MODEL / DESCRIPTION / LIST PRICING**
**HARMONY | BARHEIGHT | ROUND**


ROUND

Model Number	TableTop Size	Base Spread	Table Height	Shpg. Wght.	LAMINATETOPASSORTEDEGES							VENEERTOP	
					GRP1	GRP2	GRP3	GRP4	GRP5	GRP6	GRP7	GRP8	GRP9
HARH24D	24"Dia.	24"	42"	40	\$1414	\$1431	\$1511	\$1686	\$1703	\$1850	\$2025	\$3246	\$3947
HARH30D	30"Dia.	24"	42"	55	\$1506	\$1527	\$1641	\$1897	\$1914	\$2107	\$2341	\$3549	\$4215
HARH36D	36"Dia.	24"	42"	63	\$1966	\$1993	\$2129	\$2434	\$2451	\$2685	\$2967	\$4593	\$5504

**HARMONY | BAR HEIGHT | SQUARE**


SQUARE

Model Number	Table Top Size	Base Spread	Table Height	Shpg. Wght.	LAMINATE TOP ASSORTED EDGES							VENEER TOP	
					GRP 1	GRP 2	GRP 3	GRP 4	GRP 5	GRP 6	GRP 7	GRP 8	GRP 9
HARH36S	36" Sq.	30"	42"	67	\$1985	\$2007	\$2150	\$2467	\$2484	\$2726	\$3016	\$4640	\$5546

Note: Other bar height sizes available. Call for pricing.

**OPTIONS**

Add upcharge to list price and code to model number

GD3	Flat Ganging Device for Café & Training Tables	\$137	per pair
STH	Special Table Height (other than 29" or 42")	\$197	per leg

RAD	3" Radius Corners for 3MM Edge	\$262	per table
-----	--------------------------------	-------	-----------



36" ROUND OCCASIONAL TABLE

**MODEL / DESCRIPTION / LIST PRICING**

**HARMONY | OCCASIONAL | ROUND**



ROUND

Model Number	Base Spread	Table Top Size	Table Height	Shipping Weight	LAMINATE EDGE 2B	LAMINATE EDGE 3A OR SELF EDGE	WOOD VENEER EDGE 8G
HARO24D	18" dia	24" dia.	18"	29 lbs	\$1355	\$1653	\$1945
HARO30D	18" dia	30" dia.	18"	29 lbs	\$1449	\$1767	\$2081
HARO36D	24" dia	36" dia.	18"	29 lbs	\$1598	\$1949	\$2205

**OPTIONS**

Add upcharge to list price and code to model number

PC18	Polished Chrome Base (18" base)	\$307	per base	PC24	Polished Chrome Base (24" base)	\$406	per base
------	---------------------------------	-------	----------	------	---------------------------------	-------	----------

**HAZEL**

The Hazel collection delivers a great soft seating choice for a variety of applications. With its modern design and stitching details, Hazel brings style to high traffic areas and touchdown spaces. The array of products in this line include a single chair, corner, chaise and ottoman, to make any configuration work in any space. Hazel is a great spot to power up and lounge around in, for the most comfortable sit.



THREE SEAT LOUNGE WITH CHAISE - BOX ARMS

**ORDERING INFORMATION**

- |                 |                            |
|-----------------|----------------------------|
| 1) Series Name  | 4) Fabric Grade and Number |
| 2) Model Number | 5) Leg Finish              |
| 3) Quantity     | 6) Optional Items          |

SOFT SEATING	WEIGHT LIMIT
1 Seat	500 lbs.
2 Seat	1000 lbs.
3 Seat	1500 lbs.

**STANDARD BASE FINISHES**

**Metal Legs:** Standard Powder Coat

**OPTIONAL BASE FINISHES**

**Metal:** Polished Chrome

**Wood Legs:** Standard Wood Stain



STANDARD  
POWDER COAT LEGS



OPTIONAL  
CHROME LEGS



OPTIONAL  
WOOD LEGS



OPTIONAL  
ARM CAPS

**GENERAL SPECIFICATIONS**

**Upholstery / Foam**

Seat and back are covered in choice of fabric, vinyl, leather or COM. ERG uses only water based glues and adhesives in our upholstery process. Contrasting fabrics are available. Seat cushions are 4" graded high resiliency (H.R.) block foam with back 3" (H.R.) foam, covered entirely with special bonded polyester fiber to protect final upholstery.

**Frame Construction**

The Hazel frame is constructed of hardwood and multi-ply hardwood. We use tongue and groove, secured with glue and staples. Frames are also reinforced with corner blocks. No sag-springs are installed in seat & back along with interlocking helicoil springs to prevent sagging and provide additional lower back and seat support.

**Base Details**

**Metal Legs:** 6"L x 6"W x 1.5"H

**Glides:** Nylon

**OPTIONS**

- CODE: FR - CAL 133 (TB 133) Fire Retardant
- CODE: 2FO - Two Fabric Option
- CODE: MB - Moisture Barrier (up to 60" overall width)
- CODE: MB60 - Moisture Barrier (over 60" overall width)
- CODE: PC - Polished Chrome Legs
- CODE: WL - Wood Legs
- CODE: GD1 - Ratchet Ganging Device for Soft Seating
- CODE: GD2 - Flat Ganging Device for Soft Seating
- CODE: WAC - Wood Arm Cap (Slim Arm)
- CODE: BWAC - Wood Arm Caps (Box Arm)

NOTE: Factory installed power/data available, see accessories online under the 'Products' tab.

NOTE: Seams are determined due to the size and/or fabric repeat and is at ERG's discretion to where seams will be placed.

DIMENSIONS	30" Straight	Corner Modular	Chaise	Backless
Inside Width:	30"	26"	30"	30"
Seat Height:	16.5"	16.5"	16.5"	16.5"
Overall Depth:	36"	36"	60"	36"
Overall Width:	30"	36"	30"	30"
Overall Height:	28.5"	28.5"	28.5"	16.5"
Qty./Wt. per carton:	1 ea./50 lbs.	1 ea./80 lbs.	1 ea./80 lbs.	1 ea./40 lbs.



CHAISE 30X60

### MODEL / DESCRIPTION / LIST PRICING



#### 2000 30" Straight (4 Legs)

COM Yardage: Total: 4 yds / Back: 2 Yds / Seat: 2 Yds

COM	GR1	GR2	GR3	GR4	GR5	GR6	GR7	GR8	GR9	GR10	LEA
\$2253	\$2341	\$2430	\$2530	\$2617	\$2720	\$2819	\$2921	\$3020	\$3122	\$3223	\$3367



#### 2002 Corner Modular (4 Legs)

COM Yardage: Total: 6.5 yds / Back: 4 Yds / Seat: 2.5 Yds

COM	GR1	GR2	GR3	GR4	GR5	GR6	GR7	GR8	GR9	GR10	LEA
\$3009	\$3147	\$3272	\$3411	\$3537	\$3676	\$3815	\$3953	\$4091	\$4230	\$4367	\$4513



#### 2004 Chaise 30x60 (4 Legs)

COM Yardage: Total: 5.5 yds / Back: 2 Yds / Seat: 3.5 Yds

COM	GR1	GR2	GR3	GR4	GR5	GR6	GR7	GR8	GR9	GR10	LEA
\$2929	\$3067	\$3193	\$3331	\$3458	\$3597	\$3735	\$3873	\$4012	\$4150	\$4288	\$4434



#### 2006 30x36" Backless (4 Legs)

COM Yardage: 3 yds

COM	GR1	GR2	GR3	GR4	GR5	GR6	GR7	GR8	GR9	GR10	LEA
\$1802	\$1890	\$1954	\$2017	\$2080	\$2142	\$2206	\$2269	\$2319	\$2368	\$2419	\$2564

### OPTIONS

Add upcharge to list price and code to model number

FR	CAL 133 (TB 133) Fire Retardant - per yard	\$118	/yd.
MB	Moisture Barrier - up to 60" width	\$164	ea.
2FO	Two Fabric Option	\$131	

WL	Wood Legs	\$32	ea.
PC	Polished Chrome Legs	\$45	ea.
GD1	Ratchet Ganging Device for Soft Seating	\$107	per pair
GD2	Flat Ganging Device for Soft Seating	\$107	per pair

DIMENSIONS	Slim	Box
Arm Width:	4"	9"
Arm Height:	22.5"	22.5"
Overall Depth:	36"	36"
Overall Width:	30"	30"
Overall Height:	28.5"	28.5"
Qty./Wt. per carton:	1 ea./20 lbs.	1 ea./25 lbs.

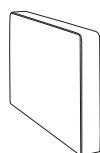


SLIM ARM



BOX ARM

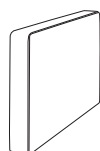
## MODEL / DESCRIPTION / LIST PRICING



### 2007L Slim Arm - Left

COM Yardage: 2 Yds

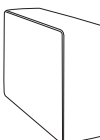
COM	GR1	GR2	GR3	GR4	GR5	GR6	GR7	GR8	GR9	GR10	LEA
\$350	\$401	\$437	\$489	\$527	\$564	\$601	\$640	\$689	\$740	\$790	\$904



### 2007R Slim Arm - Right

COM Yardage: 2 Yds

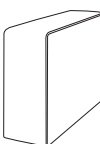
COM	GR1	GR2	GR3	GR4	GR5	GR6	GR7	GR8	GR9	GR10	LEA
\$350	\$401	\$437	\$489	\$527	\$564	\$601	\$640	\$689	\$740	\$790	\$904



### 2009L Box Arm - Left

COM Yardage: 2.5 Yds

COM	GR1	GR2	GR3	GR4	GR5	GR6	GR7	GR8	GR9	GR10	LEA
\$453	\$503	\$541	\$592	\$629	\$667	\$705	\$742	\$792	\$844	\$894	\$1007



### 2009R Box Arm - Right

COM Yardage: 2.5 Yds

COM	GR1	GR2	GR3	GR4	GR5	GR6	GR7	GR8	GR9	GR10	LEA
\$453	\$503	\$541	\$592	\$629	\$667	\$705	\$742	\$792	\$844	\$894	\$1007

## OPTIONS

Add upcharge to list price and code to model number

FR	CAL 133 (TB 133) Fire Retardant - per yard	\$118	/yd.
----	--------------------------------------------	-------	------

WAC	Wood Arm Cap (Slim Arm)	\$227	ea.
BWAC	Wood Arm Cap (Box Arm)	\$418	ea.

DIMENSIONS	Lounge w/ Slim Arms	Lounge w/ Box Arms	Ottoman 24"x30"	Chaise w/ Slim Arms	Chaise w/ Box Arms
Inside Width:	30"	30"	-	30"	30"
Seat Height:	16.5"	16.5"	16.5"	16.5"	16.5"
Arm Height:	22.5"	22.5"	-	22.5"	22.5"
Overall Depth:	36"	36"	24"	60"	60"
Overall Width:	38"	48"	30"	38"	48"
Overall Height:	28.5"	28.5"	16.5"	28.5"	28.5"
Qty./Wt. per carton:	1 ea./90 lbs.	1 ea./100 lbs.	1 ea./35 lbs.	1 ea./120 lbs.	1 ea./130 lbs.



LOUNGE WITH SLIM ARMS



LOUNGE WITH BOX ARMS

**MODEL / DESCRIPTION / LIST PRICING**

**2018 Lounge with Slim Arms (4 Legs)**

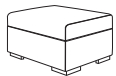
COM Yardage: Total: 7 yds / Back: 2 Yds / Seat: 2 Yds / Arms: 3 Yds

COM	GR1	GR2	GR3	GR4	GR5	GR6	GR7	GR8	GR9	GR10	LEA
\$2952	\$3092	\$3243	\$3369	\$3482	\$3608	\$3708	\$3834	\$3960	\$4061	\$4210	\$4464


**2020 Lounge with Box Arms (4 Legs)**

COM Yardage: Total: 8 yds / Back: 2 Yds / Seat: 2 Yds / Arms: 4 Yds

COM	GR1	GR2	GR3	GR4	GR5	GR6	GR7	GR8	GR9	GR10	LEA
\$3159	\$3298	\$3449	\$3575	\$3688	\$3815	\$3914	\$4040	\$4166	\$4268	\$4417	\$4670


**2014 24x30" Ottoman (4 Legs)**

COM Yardage: 2.5 Yds

COM	GR1	GR2	GR3	GR4	GR5	GR6	GR7	GR8	GR9	GR10	LEA
\$1710	\$1798	\$1860	\$1923	\$1987	\$2049	\$2112	\$2175	\$2226	\$2276	\$2326	\$2471


**2022 Chaise Lounge with Slim Arms (6 Legs)**

COM Yardage: Total: 8.5 yds / Back: 2 Yds / Seat: 3.5 Yds / Arms: 3 Yds

COM	GR1	GR2	GR3	GR4	GR5	GR6	GR7	GR8	GR9	GR10	LEA
\$3628	\$3767	\$3894	\$4032	\$4157	\$4295	\$4435	\$4573	\$4712	\$4850	\$4988	\$5132


**2024 Chaise Lounge with Box Arms (6 Legs)**

COM Yardage: Total: 9.5 yds / Back: 2 Yds / Seat: 3.5 Yds / Arms: 4 Yds

COM	GR1	GR2	GR3	GR4	GR5	GR6	GR7	GR8	GR9	GR10	LEA
\$3835	\$3975	\$4101	\$4239	\$4364	\$4503	\$4642	\$4779	\$4918	\$5057	\$5196	\$5339

**OPTIONS**

Add upcharge to list price and code to model number

FR	CAL 133 (TB 133) Fire Retardant - per yard	\$118	/yd.
MB	Moisture Barrier - up to 60" width	\$164	ea.
WAC	Wood Arm Cap (Slim Arm)	\$227	ea.
BWAC	Wood Arm Cap (Box Arm)	\$418	ea.

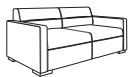
2FO	Two Fabric Option	\$131	
WL	Wood Legs	\$32	ea.
PC	Polished Chrome Legs	\$45	ea.

DIMENSIONS	2 Seat Slim Arms	2 Seat Box Arms	3 Seat Slim Arms	3 Seat Box Arms
Inside Width:	60"	60"	90"	90"
Seat Height:	16.5"	16.5"	16.5"	16.5"
Arm Height:	22.5"	22.5"	22.5"	22.5"
Overall Depth:	36"	36"	36"	36"
Overall Width:	68"	78"	98"	108"
Overall Height:	28.5"	28.5"	28.5"	28.5"
Qty./Wt. per carton:	1 ea./140 lbs.	1 ea./150 lbs.	1 ea./190 lbs.	1 ea./200 lbs.



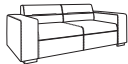
TWO SEAT LOUNGE LOVESEAT WITH SLIM ARMS

### MODEL / DESCRIPTION / LIST PRICING



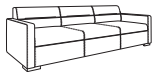
**2026** Two Seat Lounge Loveseat with Slim Arms (8 Legs: 6 STD / 2 Concealed) COM Yardage: Total: 11 yds / Back: 4 Yds / Seat: 4 Yds / Arms: 3 Yds

COM	GR1	GR2	GR3	GR4	GR5	GR6	GR7	GR8	GR9	GR10	LEA
\$5283	\$5557	\$5861	\$6113	\$6339	\$6591	\$6792	\$7044	\$7295	\$7498	\$7799	\$8128



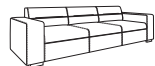
**2028** Two Seat Lounge Loveseat with Box Arms (8 Legs: 6 STD / 2 Concealed) COM Yardage: Total: 12 yds / Back: 4 Yds / Seat: 4 Yds / Arms: 4 Yds

COM	GR1	GR2	GR3	GR4	GR5	GR6	GR7	GR8	GR9	GR10	LEA
\$5488	\$5765	\$6068	\$6319	\$6546	\$6797	\$6999	\$7251	\$7502	\$7704	\$8006	\$8334



**2030** Three Seat Lounge Sofa with Slim Arms (12 Legs: 8 STD / 4 Concealed) COM Yardage: Total: 15 yds / Back: 6 Yds / Seat: 6 Yds / Arms: 3 Yds

COM	GR1	GR2	GR3	GR4	GR5	GR6	GR7	GR8	GR9	GR10	LEA
\$7611	\$8039	\$8491	\$8869	\$9208	\$9586	\$9890	\$10267	\$10645	\$10946	\$11399	\$11726



**2032** Three Seat Lounge Sofa with Box Arms (12 Legs: 8 STD / 4 Concealed) COM Yardage: Total: 16 yds / Back: 6 Yds / Seat: 6 Yds / Arms: 4 Yds

COM	GR1	GR2	GR3	GR4	GR5	GR6	GR7	GR8	GR9	GR10	LEA
\$7816	\$8244	\$8699	\$9075	\$9415	\$9793	\$10095	\$10473	\$10850	\$11153	\$11606	\$11933

### OPTIONS

Add upcharge to list price and code to model number

FR	CAL 133 (TB 133) Fire Retardant - per yard	\$118	/yd.
MB60	Moisture Barrier - over 60" width	\$262	ea.
WAC	Wood Arm Cap (Slim Arm)	\$227	ea.
BWAC	Wood Arm Cap (Box Arm)	\$418	ea.

2FO	Two Fabric Option	\$131	
WL	Wood Legs	\$32	ea.
PC	Polished Chrome Legs	\$45	ea.

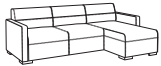


DIMENSIONS	Three Seat Chaise with Slim Arms	Three Seat Chaise with Box Arms
Inside Width:	90"	90"
Seat Height:	16.5"	16.5"
Arm Height:	22.5"	22.5"
Overall Depth:	60"	60"
Overall Width:	98"	108"
Overall Height:	28.5"	28.5"
Qty./Wt. per carton:	1 ea./220 lbs.	1 ea./230 lbs.



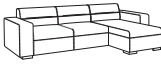
THREE SEAT LOUNGE WITH CHAISE - SLIM ARMS

### MODEL / DESCRIPTION / LIST PRICING



**2034 / L or R** Three Seat Lounge Sofa with Chaise - Slim Arms (14 Legs: 10 STD / 4 Concealed) COM Yardage: Total: 16.5 yds / Back: 6 Yds / Seat: 7.5 Yds / Arms: 3 Yds

COM	GR1	GR2	GR3	GR4	GR5	GR6	GR7	GR8	GR9	GR10	LEA
\$8285	\$8715	\$9167	\$9544	\$9886	\$10264	\$10564	\$10943	\$11320	\$11622	\$12075	\$12403



**2036 / L or R** Three Seat Lounge Sofa with Chaise - Box Arms (14 Legs: 10 STD / 4 Concealed) COM Yardage: Total: 17.5 yds / Back: 6 Yds / Seat: 7.5 Yds / Arms: 4 Yds

COM	GR1	GR2	GR3	GR4	GR5	GR6	GR7	GR8	GR9	GR10	LEA
\$8468	\$8895	\$9350	\$9727	\$10066	\$10443	\$10746	\$11124	\$11501	\$11803	\$12257	\$12584

**NOTE: SPECIFY RIGHT OR LEFT FOR CHAISE, WHEN SITTING**

### OPTIONS

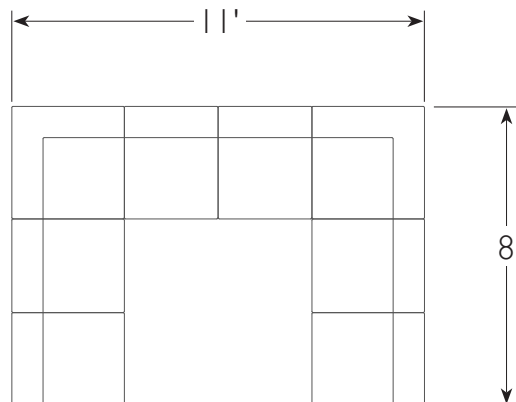
Add upcharge to list price and code to model number

FR	CAL 133 (TB 133) Fire Retardant - per yard	\$118	/yd.
MB60	Moisture Barrier - over 60" width	\$262	ea.
WAC	Wood Arm Cap (Slim Arm)	\$227	ea.
BWAC	Wood Arm Cap (Box Arm)	\$418	ea.

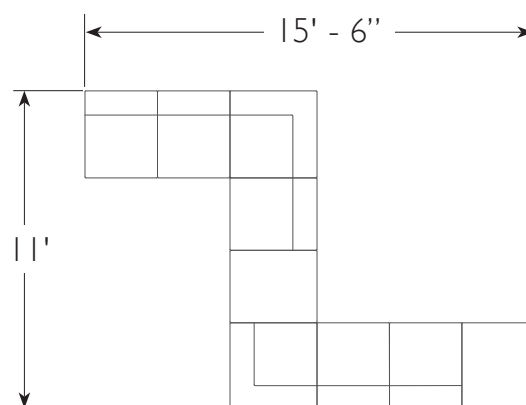
2FO	Two Fabric Option	\$131	
WL	Wood Legs	\$32	ea.
PC	Polished Chrome Legs	\$45	ea.



"C" CONFIGURATION

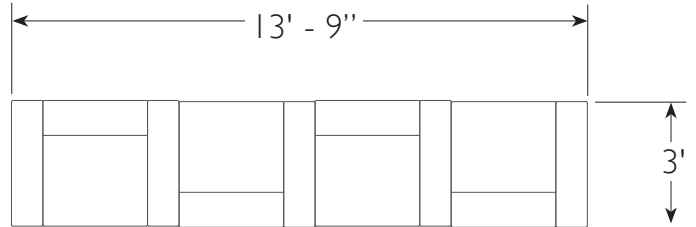


"S" CONFIGURATION

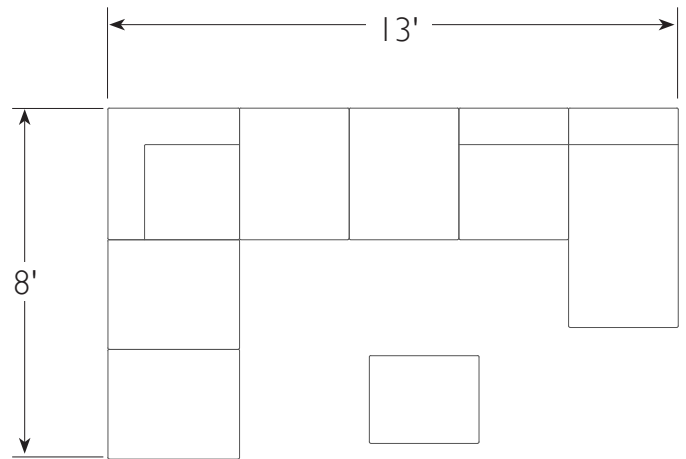




STRAIGHT LOUNGE CONFIGURATION  
WITH BOX ARMS



BACKLESS MODULAR, OTTOMAN, CORNER UNIT  
AND CHAISE UNIT CONFIGURATION



## HERMOSA

The Hermosa tables make a beautiful statement featuring tapered metal legs and several shapes. These tables look great as standalone pieces, but also create interest when multiple tables are nested together. This collection offers six shapes in different sizes and heights along with endless finishes, allowing you to create the perfect look to personalize your space.



### FINISHES SHOWN FROM LEFT TO RIGHT:

Laminate: Wilsonart Black 1595-60  
Edge: 2C PVC Black  
Base finish: Black matte

Laminate: Wilsonart Walnut Heights 7965K-12  
Edge: 3D PVC Walnut Heights  
Base finish: Polished Chrome

Laminate: Formica Brite White 459-58  
Edge: 2C PVC White  
Base finish: White matte

### ORDERING INFORMATION

- |                                           |                              |
|-------------------------------------------|------------------------------|
| 1) Series Name                            | 6) Edge Code and Color Stain |
| 2) Model Number                           | 7) Optional Items            |
| 3) Size                                   | 8) Solid Surface Available   |
| 4) Quantity                               | - Please Call                |
| 5) Laminate No. or Veneer Stain Selection |                              |

### BASE SPECIFICATIONS

**Tapered Legs:** Stainless steel tube. The top is 1-1/2 inch and tapers down to 7/8 inch.

**Glides:** Adjustable glides with swivel

### STANDARD BASE FINISHES

**Tapered Legs:** Polished Chrome

### OPTIONAL BASE FINISHES

**Tapered Legs:** Standard Powder Coat

### TABLE TOP SPECIFICATIONS

#### Table Tops

.75" Table top core is CARB Phase I & Phase II Compliant. Laminate, wood veneer and phenolic backing are glued with water based adhesives.

### COLOR / EDGE SELECTIONS

#### Laminate/Veneer Selections

ERG offers over 1000 standard laminate choices from Nevamar, Wilsonart, Formica and Pionite. Wood veneer is available in transparent stain colors - custom stain matching available for an upcharge.

#### Edge Selections

ERG offers a wide variety of table top edge materials including PVC, wood, aluminum and resin/urethane.

### OPTIONS

- CODE: HSF - Powder Coat Color Finish



36" ROUND OCCASIONAL TABLE

**MODEL / DESCRIPTION / LIST PRICING**
**HERMOSA | OCCASIONAL | ROUND**


Model Number	Table Top Size	Table Height	Number of Legs	Shpg. Weight	LAMINATE TOP EDGE 2C	LAMINATE TOP EDGE 3D	LAMINATE TOP EDGE 6F	VENEER TOP EDGE 8F	0.5" SOLID SURFACE TOP
HER20D	20" dia.	15"	3	12 lbs.	\$845	\$907	\$1165	\$1538	CALL
HER20DM	20" dia.	18"	3	14 lbs.	\$870	\$935	\$1191	\$1564	CALL
HER20DT	20" dia.	20"	3	15 lbs.	\$896	\$959	\$1216	\$1589	CALL
HER24D	24" dia.	15"	4	16 lbs.	\$981	\$1045	\$1302	\$1719	CALL
HER24DM	24" dia.	18"	4	18 lbs.	\$1007	\$1071	\$1328	\$1746	CALL
HER24DT	24" dia.	20"	4	19 lbs.	\$1033	\$1097	\$1354	\$1771	CALL
HER28D	28" dia.	15"	4	20 lbs.	\$1153	\$1216	\$1600	\$2084	CALL
HER28DM	28" dia.	18"	4	23 lbs.	\$1179	\$1242	\$1627	\$2109	CALL
HER28DT	28" dia.	20"	4	25 lbs.	\$1203	\$1268	\$1653	\$2135	CALL
HER36D	36" dia.	15"	4	28 lbs.	\$1236	\$1300	\$1749	\$2326	CALL
HER36DM	36" dia.	18"	4	31 lbs.	\$1261	\$1325	\$1774	\$2352	CALL
HER36DT	36" dia.	20"	4	33 lbs.	\$1280	\$1345	\$1794	\$2371	CALL

**OPTIONS**

Add upcharge to list price and code to model number

HSF	Powder Coat Color Finish	\$37	per leg
-----	--------------------------	------	---------



24X24" ALMOST SQUARE OCCASIONAL TABLE

**MODEL / DESCRIPTION / LIST PRICING**
**HERMOSA | OCCASIONAL | ALMOST SQUARE**

 ALMOST  
 SQUARE

Model Number	Table Top Size	Table Height	Number of Legs	Shpg. Weight	LAMINATE TOP EDGE 2C	LAMINATE TOP EDGE 3D	LAMINATE TOP EDGE 6F	ENEER TOP EDGE 8F	0.5" SOLID SURFACE TOP
HER20AS	20" x 20"	15"	4	12 lbs.	\$922	\$986	\$1242	\$1615	CALL
HER20ASM	20" x 20"	18"	4	14 lbs.	\$947	\$1012	\$1268	\$1640	CALL
HER20AST	20" x 20"	20"	4	15 lbs.	\$973	\$1037	\$1294	\$1666	CALL
HER24AS	24" x 24"	15"	4	16 lbs.	\$1057	\$1120	\$1376	\$1794	CALL
HER24ASM	24" x 24"	18"	4	18 lbs.	\$1081	\$1146	\$1402	\$1820	CALL
HER24AST	24" x 24"	20"	4	19 lbs.	\$1107	\$1171	\$1427	\$1845	CALL

**OPTIONS**

Add upcharge to list price and code to model number

HSF	Powder Coat Color Finish	\$37	per leg
-----	--------------------------	------	---------



24" SOFT TRIANGLE OCCASIONAL TABLE



36X30" ARROWHEAD OCCASIONAL TABLE

**MODEL / DESCRIPTION / LIST PRICING**
**HERMOSA | OCCASIONAL | SOFT TRIANGLE**

 SOFT  
 TRIANGLE

Model Number	Table Top Size	Table Height	Number of Legs	Shpg. Weight	LAMINATE TOP EDGE 2C	LAMINATE TOP EDGE 3D	LAMINATE TOP EDGE 6F	VENEER TOP EDGE 8F	0.5" SOLID SURFACE TOP
HER20ST	20" sides	15"	3	12 lbs.	\$947	\$1012	\$1268	\$1640	CALL
HER20STM	20" sides	18"	3	14 lbs.	\$973	\$1037	\$1294	\$1666	CALL
HER20STT	20" sides	20"	3	15 lbs.	\$998	\$1063	\$1320	\$1692	CALL
HER24ST	24" sides	15"	3	16 lbs.	\$1029	\$1095	\$1351	\$1768	CALL
HER24STM	24" sides	18"	3	18 lbs.	\$1057	\$1120	\$1376	\$1794	CALL
HER24STT	24" sides	20"	3	19 lbs.	\$1081	\$1146	\$1402	\$1820	CALL

**HERMOSA | OCCASIONAL | ARROWHEAD**


ARROWHEAD

Model Number	Table Top Size	Table Height	Number of Legs	Shpg. Weight	LAMINATE TOP EDGE 2C	LAMINATE TOP EDGE 3D	LAMINATE TOP EDGE 6F	VENEER TOP EDGE 8F	0.5" SOLID SURFACE TOP
HER2836ARH	28" x 36"	15"	3	31 lbs.	\$1645	\$1711	\$2224	\$2892	CALL
HER2836ARHT	28" x 36"	18"	3	34 lbs.	\$1671	\$1737	\$2250	\$2917	CALL
HER2842ARH	28" x 42"	15"	3	36 lbs.	\$1741	\$1805	\$2319	\$2987	CALL
HER2842ARHT	28" x 42"	18"	3	39 lbs.	\$1768	\$1833	\$2346	\$3013	CALL

**OPTIONS**

Add upcharge to list price and code to model number

HSF	Powder Coat Color Finish	\$37	per leg
-----	--------------------------	------	---------



42X28" SAIL OCCASIONAL TABLE



42X30" PEBBLE OCCASIONAL TABLE

**MODEL / DESCRIPTION / LIST PRICING**
**HERMOSA | OCCASIONAL | SAIL**


Model Number	Table Top Size	Table Height	Number of Legs	Shpg. Weight	LAMINATE TOP EDGE 2C	LAMINATE TOP EDGE 3D	LAMINATE TOP EDGE 6F	ENEER TOP EDGE 8F	0.5" SOLID SURFACE TOP
HER2836SL	28" x 36" x 40"	15"	3	31 lbs.	\$1640	\$1704	\$2217	\$2885	CALL
HER2836SLT	28" x 36" x 40"	18"	3	34 lbs.	\$1666	\$1729	\$2243	\$2911	CALL
HER2842SL	28" x 42" x 49"	15"	3	36 lbs.	\$1737	\$1800	\$2314	\$2982	CALL
HER2842SLT	28" x 42" x 49"	18"	3	39 lbs.	\$1762	\$1826	\$2340	\$3007	CALL

**HERMOSA | OCCASIONAL | PEBBLE**


Model Number	Table Top Size	Table Height	Number of Legs	Shpg. Weight	LAMINATE TOP EDGE 2C	LAMINATE TOP EDGE 3D	LAMINATE TOP EDGE 6F	ENEER TOP EDGE 8F	0.5" SOLID SURFACE TOP
HER3036PEB	30" x 36"	15"	4	32 lbs.	\$1729	\$1794	\$2307	\$2974	CALL
HER3036PEBT	30" x 36"	18"	4	35 lbs.	\$1755	\$1820	\$2333	\$2999	CALL
HER3042PEB	30" x 42"	15"	4	37 lbs.	\$1826	\$1890	\$2402	\$3070	CALL
HER3042PEBT	30" x 42"	18"	4	40 lbs.	\$1851	\$1916	\$2430	\$3095	CALL

**OPTIONS**

Add upcharge to list price and code to model number

HSF	Powder Coat Color Finish	\$37	per leg
-----	--------------------------	------	---------



**HETFIELD**

The Hetfield tables offer a panel leg look with a modesty panel and options of two or three contrasting laminates. Hetfield looks great as a huddle table for a touchdown space or a quick meet-up or training session. The full laminate panel has a sleek look ganged together to create the ultimate surface for learning or collaborating.



24X60 CONFERENCE TABLE

**ORDERING INFORMATION**

- |                 |                                |
|-----------------|--------------------------------|
| 1) Series Name  | 5) Laminate Selections and No. |
| 2) Model Number | 6) Edge Style Code and Color   |
| 3) Size         | 7) Optional Items              |
| 4) Quantity     |                                |

**BASE SPECIFICATIONS**

**Glides:** Adjustable steel glides

**Assembly:** The Hetfield is a knock-down product that is easily assembled using pre-installed metal clip joints. Detailed instructions will be included.

**TABLE TOP SPECIFICATIONS**

**Table Tops/Side Panels**

Table top and side panel core is CARB Compliant 1.25" particle board. Laminate and phenolic backing are glued with water based adhesives.

**COLOR / EDGE SELECTIONS**

**Table Finish**

Hetfield table top side panels and modesty panel are available in laminate with 3MM PVC edge.

**Laminate/Veneer Selections**

ERG offers over 1000 standard laminate choices from Nevamar, Wilsonart, Formica and Pionite. Wood veneer is available in transparent stain colors - custom stain matching available for an upcharge.

**Edge Selection**

There are 3 locations, for PVC and wood edge selections, to choose from. Refer to diagram for locations; A, B and C.

ERG offers a wide variety of table top edge materials including PVC, wood, aluminum and resin/urethane.

Special Edge Note: When ganging or butting tables together, ERG recommends using 3MM flat edge or flat wood edge. Square tables using **T-MOLD** edge will have a 3" radius on all corners.

Factory installed table top power/data available.

Note: Hetfield tables are shipped K-D

## OPTIONS

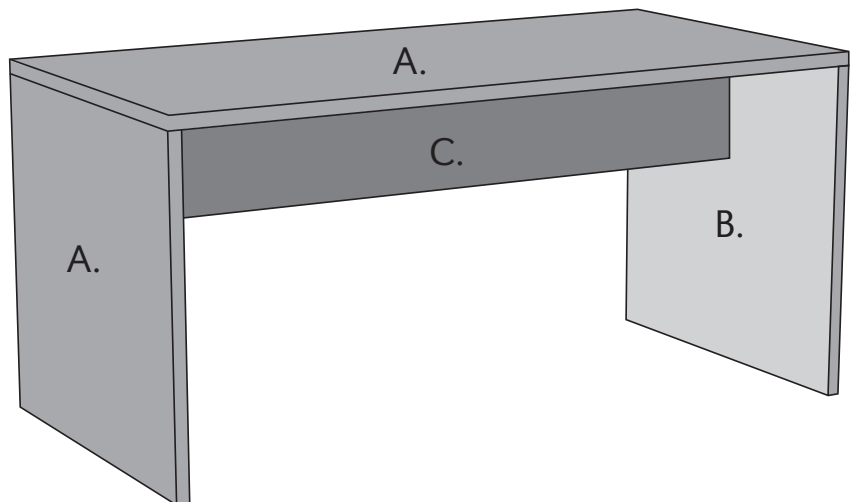
- CODE: HTH36 - 36" Table Height
- CODE: HTH42 - 42" Table Height
- CODE: H2L - Two laminates
- CODE: H3L - Three laminates
- CODE: LC - Laminated Channel for Cafe Height
- CODE: LC2 - Laminated Channel for Counter & Bar Height



LAMINATED CHANNEL

Two or three laminate/edge choices are available to customize your Hetfield table top, side panels, and modesty panel to any design palette.

- A. Outside Laminate
- B. Inside Laminate
- C. Modesty Laminate





30X60 TRAINING TABLE SHOWN  
WITH OPTIONAL BAR HEIGHT

**MODEL / DESCRIPTION / LIST PRICING**

**HETFIELD | TRAINING | RECTANGLE**

	Model Number	Table Top Size	Table Height	Shpg. Wght	LAMINATE TOP EDGES		
					EDGE 2B	EDGE 3A	EDGE 4B
 RECTANGLE	HET2460	24 X 60	29"	79	\$2953	\$3002	\$4131
	HET2472	24 X 72	29"	88	\$3356	\$3408	\$4610
	HET2484	24 X 84	29"	97	\$3658	\$3713	\$5023
	HET2496	24 X 96	29"	106	\$3783	\$3844	\$5227
	HET3060	30 X 60	29"	90	\$3122	\$3175	\$4419
	HET3072	30 X 72	29"	102	\$3549	\$3606	\$4939
	HET3084	30 X 84	29"	114	\$3876	\$3939	\$5391
	HET3096	30 X 96	29"	126	\$4030	\$4095	\$5635

**Note:** Power only available with limited placement. Please call for quote.

**OPTIONS**

Add upcharge to list price and code to model number

HTH36	36" Counter Height	\$420	per table	H2L	Two Laminates	\$327	per table
HTH42	42" Bar Height	\$519	per table	H3L	Three Laminates	\$568	per table


 42X84 CONFERENCE TABLE  
 SHOWN WITH TWO LAMINATES

**MODEL / DESCRIPTION / LIST PRICING**
**HETFIELD | CONFERENCE | RECTANGLE**

	Model Number	Table Top Size	Table Height	Shpg. Wght	LAMINATE TOP EDGES		
					EDGE 2B	EDGE 3A	EDGE 4B
 RECTANGLE	HET3660	36 X 60	29"	102	\$3637	\$3696	\$5036
	HET3672	36 X 72	29"	116	\$4122	\$4184	\$5662
	HET3684	36 X 84	29"	130	\$4474	\$4545	\$6156
	HET3696	36 X 96	29"	144	\$4652	\$4726	\$6441
	HET4272	42 X 72	29"	130	\$4745	\$4818	\$6525
	HET4284	42 X 84	29"	146	\$4984	\$5064	\$6885
	HET4296	42 X 96	29"	162	\$5188	\$5274	\$7212
	HET4872	48 X 72	29"	178	\$5092	\$5175	\$7143
	HET4884	48 X 84	29"	196	\$5466	\$5556	\$7656
	HET4896	48 X 96	29"	214	\$5694	\$5791	\$8022

**Note:** Power that is centered on the top, is available on tables with depths of 36, 42" and 48", and require two parallel modesty panels. Tables with depths of 42" and larger, automatically include two parallel modesty panels.

**OPTIONS**

Add upcharge to list price and code to model number

HTH36	36" Counter Height	\$420	per table
HTH42	42" Bar Height	\$519	per table
H2L	Two Laminates	\$327	per table
H3L	Three Laminates	\$568	per table

LC	Laminated Channel for Cafe Height	\$384	per table
LC2	Laminated Channel for Counter & Bar Height	\$442	per table

## ISLAND

The Island lounge collection is a fun barrel design with either an open or closed back. It offers two base styles, including swivel for mobility. These guest chairs complement office environments or can be grouped around a table for comfortable collaboration.



ISLAND TEN  
4-LEG BASE



ISLAND TWENTY  
5 STAR BASE

### ORDERING INFORMATION

**To Order Please Specify:**

- |                 |                               |
|-----------------|-------------------------------|
| 1) Series Name  | 4) Fabric Grade & Number      |
| 2) Model Number | 5) Two or Three Fabric Option |
| 3) Quantity     | 6) Optional Items             |

SOFT SEATING	WEIGHT LIMIT
1 Seat	500 lbs.

### STANDARD BASE FINISHES

**4 Leg Base:** Polished Chrome

**5-Star Swivel on Casters:** Polished Chrome

### OPTIONAL BASE FINISHES

**4 Leg Base:** Standard Powder Coat

**5-Star Swivel on Casters:** Standard Powder Coat

### GENERAL SPECIFICATIONS

**Upholstery**

High resiliency foam, covered throughout by Dacron to protect final upholstery.

**Graded-In & COM Fabric Testing**

Due to the complexity of the upholstery process, please submit your Graded-in/COM for testing. A 10"x10" sample is required. **ALL FABRIC MUST BE PRE APPROVED.** Please see Approved Fabrics link under product webpage images.

**Shell**

A minimum of 20" inside seat width. All models offer 100% more back support and comfort.

**Seat**

2" thick high resiliency foam with a seat frame made out of hardwood with flexible webbing installed for added support and soft sit. Steel welded frame is machine screwed to wood frame for durability.

**Bases Details**

**4-leg base:** 3/4" diameter fully welded steel tube frame with polished chrome finish and adjustable glides.

**5-Star base:** 360° swivel, polished aluminum construction with adjustable seat height on black chrome casters.

### OPTIONS

- CODE: FR - CAL 133 (TB 133) Fire Retardant
- CODE: MB - Moisture Barrier (up to 60" overall width)
- CODE: SF - Powder Coat Finish
- CODE: 2FO - 2 Fabric Option. When seat and back are upholstered in two different fabrics of your choice
- CODE: BFC - Black Hard Floor & Carpet Casters
- CODE: CAS-C - Chrome Casters for 5-Star Swivel Base

DIMENSIONS	Island Ten 5-Star Base
Seat Height:	18.5" - 22"
Seat Width:	20"
Seat Depth	19.5"
Overall Height:	30.5" - 34"
Overall Width:	25.5"
Overall Depth:	24"
Qty./Wt.:	1 ea./52 lbs.



ISLAND TEN  
ON 5-STAR BASE

### Features: Closed Back

### MODEL / DESCRIPTION / LIST PRICING



**8606** Island Ten Swivel Club Chair / 5-Star Polished Aluminum Base w/ Casters COM Yardage: 3.75 Yds. / Back: 1 Yds. / Seat: 1.25 Yd. / Arms: 1.5 Yds.

COM	GR1	GR2	GR3	GR4	GR5	GR6	GR7	GR8	GR9	GR10	LEA
\$2065	\$2209	\$2295	\$2389	\$2485	\$2583	\$2687	\$2797	\$2907	\$3023	\$3145	\$3715

### OPTIONS

Add upcharge to list price and code to model number

FR	CAL 133 (TB 133) Fire Retardant per yard	\$ 118	/yd.
MB	Moisture Barrier (up to 60" overall width)	\$ 164	ea.

2FO	Two fabric option	\$ 131	
SF	Powder Coat Finish	\$63	ea.

DIMENSIONS	Island Twenty 5-Star Base
Seat Height:	18.5" - 22"
Seat Width:	20"
Seat Depth	19.5"
Overall Height:	30.5" - 34"
Overall Width:	25.5"
Overall Depth:	24"
Qty./Wt.:	1 ea./52 lbs.



ISLAND TWENTY  
ON 5-STAR BASE

**Features: Open Back**

**MODEL / DESCRIPTION / LIST PRICING**



**8616** Island Twenty Swivel Club Chair / 5-Star Polished Aluminum Base w/ Casters COM Yardage: 3.75 Yds. / Back: 1 Yds. / Seat: 1.25 Yd. / Arms: 1.5 Yds.

COM	GR1	GR2	GR3	GR4	GR5	GR6	GR7	GR8	GR9	GR10	LEA
\$2191	\$2346	\$2439	\$2537	\$2639	\$2743	\$2853	\$2967	\$3086	\$3210	\$3340	\$3947

**OPTIONS**

Add upcharge to list price and code to model number

FR	CAL 133 (TB 133) Fire Retardant per yard	\$118	/yd.
MB	Moisture Barrier (up to 60" overall width)	\$164	ea.
2FO	Two fabric option	\$131	
3FO	Three fabric option	\$199	


BFC	Black Hard Floor & Carpet Casters	\$44	per chair
CAS-C	Chrome Casters for 5-Star Swivel Base	\$88	ea.
SF	Powder Coat Finish	\$63	ea.

DIMENSIONS	Island Ten 4-Leg Base	Island Twenty 4-Leg Base
Seat Height:	18"	18"
Seat Width:	20"	20"
Seat Depth	19.5"	19.5"
Overall Height:	30"	30"
Overall Width:	25.5"	25.5"
Overall Depth:	24"	28"
Qty./Wt.:	1 ea./52 lbs.	1 ea./52 lbs.




ISLAND TWENTY 4-LEG BASE  
SHOWN WITH TWO FABRIC OPTION

### MODEL / DESCRIPTION / LIST PRICING



**8601** Island Ten 4-Leg Polished Chrome Base COM Yardage: 3.75 Yds. / Back: 1 Yds. / Seat: 1.25 Yd. / Arms: 1.5 Yds.

COM	GR1	GR2	GR3	GR4	GR5	GR6	GR7	GR8	GR9	GR10	LEA
\$1773	\$1895	\$1972	\$2050	\$2131	\$2216	\$2306	\$2397	\$2494	\$2593	\$2698	\$3187



**8611** Island Twenty 4-Leg Polished Chrome Base COM Yardage: 3.75 Yds. / Back: 1 Yds. / Seat: 1.25 Yd. / Arms: 1.5 Yds.

COM	GR1	GR2	GR3	GR4	GR5	GR6	GR7	GR8	GR9	GR10	LEA
\$1889	\$2022	\$2102	\$2187	\$2275	\$2365	\$2460	\$2558	\$2659	\$2767	\$2876	\$3398

### OPTIONS

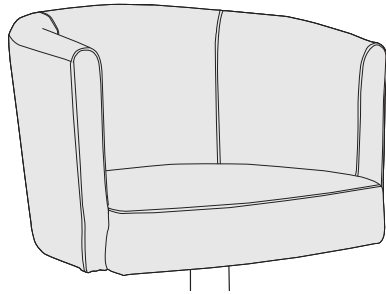
Add upcharge to list price and code to model number

FR	CAL 133 (TB 133) Fire Retardant per yard	\$118	/yd.
MB	Moisture Barrier (up to 60" overall width)	\$164	ea.
SF	Powder Coat Finish	\$63	ea.

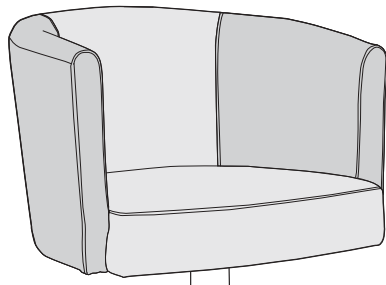
2FO	Two fabric option	\$131	
3FO	Three fabric option	\$199	



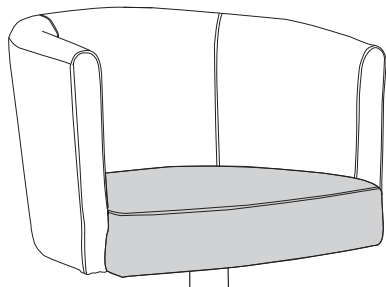
**ISLAND TEN**



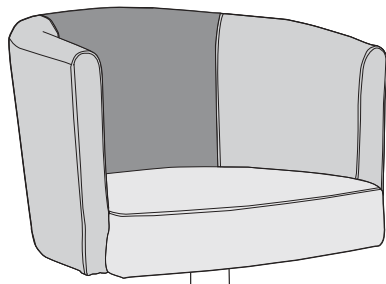
MONOCHROMATIC FABRIC



TWO-TONE FABRIC 1

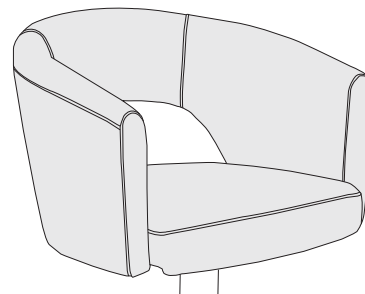


TWO-TONE FABRIC 2

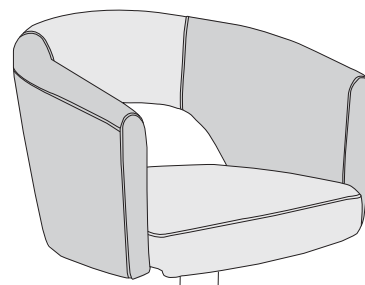


THREE-TONE FABRIC 1

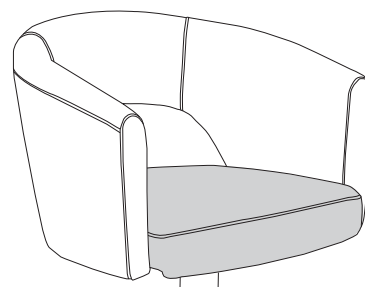
**ISLAND TWENTY**



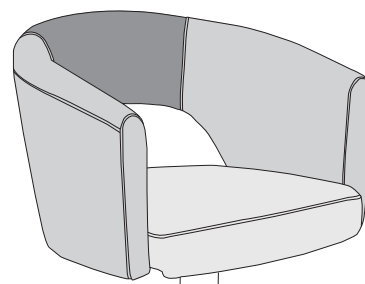
MONOCHROMATIC FABRIC



TWO-TONE FABRIC 1



TWO-TONE FABRIC 2



THREE-TONE FABRIC 1

**JAYDEN**

Jayden chairs and stools feature a one-piece 3D Veneer wood shell with a striated pattern. The shell's rounded corners and easy flowing curves invites a sit for both the full shell and demi-back shell in any of our ERG Standard wood stains. The Jayden collection offers a variety of base styles to fit any meeting room, dining room or common space area.



**DIAMOND METAL BASE**  
**CURRENTLY**  
**OUT OF STOCK!**

**ORDERING INFORMATION**

**To Order Please Specify:**

- |                       |                               |
|-----------------------|-------------------------------|
| 1) Series Name        | 5) Wood Leg Stain Finish      |
| 2) Model Number       | 6) Optional Powder Coat Color |
| 3) Quantity           | 7) Fabric Grade and Number    |
| 4) Shell Stain Finish | 8) Optional Items             |

CHAIRS	WEIGHT LIMIT
Metal Legs	350 lbs.
Wood Legs	250 lbs.

**STANDARD BASE FINISHES**

**4-Leg Base:** Stainless Steel

**Cross Wood Legs:** Standard Wood Stain

**Sled Base:** Stainless Steel

**Diamond Metal Base:** Stainless Steel

**4 Leg Barstool:** Stainless Steel

**Sled Barstool:** Stainless Steel

**Cross Wood Leg Barstool:** Standard Wood Stain

**OPTIONAL BASE FINISHES**

**4-Leg Base:** Standard Powder Coat

**Sled Base:** Standard Powder Coat

**Diamond Metal Base:** Standard Powder Coat

**4 Leg Barstool:** Standard Powder Coat

**Sled Barstool:** Standard Powder Coat

**GENERAL SPECIFICATIONS**

**Shell**

3D Veneer Stripey Beech. Select from ERG Standard Wood Stains.

**Base Details**

**4-Leg Chair:** Stainless Steel Frames are made of 5/8" diameter, solid steel fully welded with plastic glide.

**Cross Wood Legs:** 2.5" solid oak wood legs that tapers down to 1.25" with felt pad.

**Sled Base Chair:** Stainless Steel Frames are made of 1/2" diameter, steel rod fully welded with plastic glide.

**Diamond Metal Base:** Stainless Steel Frames are made of 1/2" diameter, steel rod fully welded with stainless steel glide.

**4-Leg Barstool:** Stainless Steel Frames are made of 5/8" diameter, solid steel fully welded with plastic glide.

**Sled Base Barstool:** Stainless Steel Frames are made of 1/2" diameter, steel rod fully welded with plastic glide. Stainless Steel Foot Rest.

**Cross Wood Leg Barstool:** 2.5" solid oak wood legs that tapers down to 1.25" with felt pad. Stainless Steel Foot Rest.

**NOTE:** Due to the two different wood species for Jayden with wood legs, one stain color may result in a slight variation.

## OPTIONS

---

- CODE: FR - CAL 133 (TB 133) Fire Retardant.
- CODE: MBC - Moisture Barrier Chair
- CODE: SF - Powder Coat Finish
- CODE: CH - Counter Height (24" seat height)
- CODE: 2SO - Shell & Frame 2 Stain Option

### WOOD SHELL CLOSEUP



UNFINISHED SHELL SHOWN

Jayden shell is a 3D wood veneer that can be stained with any of ERG Standard Wood Stains.

DIMENSIONS	4-Leg Chair	4 Leg Seat Insert	4 Leg Fully Upholstered
Inside Width:	18.75"	18.75"	19.25"
Seat Height:	18"	18.5"	18.5"
Seat Depth:	16"	16"	15.5"
Overall Depth:	19.75"	20"	20"
Overall Width:	19"	18.75"	19.25"
Overall Height:	31"	31"	31.25"
Qty./Wt. per carton:	1 ea./8 lbs.	1 ea./8 lbs.	1 ea./8 lbs.



4 LEG - WOOD SHELL



4 LEG - FULL UPHOLSTERED

## MODEL / DESCRIPTION / LIST PRICING



### 2300 4 Legs - Wood Shell

Chair  
\$958



### 2302 4 Legs - Seat Insert

COM Yardage: .75 Yards

COM	GR1	GR2	GR3	GR4	GR5	GR6	GR7	GR8	GR9	GR10	LEA
\$1145	\$1172	\$1190	\$1208	\$1224	\$1242	\$1278	\$1303	\$1323	\$1348	\$1405	\$1445



### 2304 4 Legs - Fully Upholstered

COM Yardage: 2 Yards

COM	GR1	GR2	GR3	GR4	GR5	GR6	GR7	GR8	GR9	GR10	LEA
\$1388	\$1415	\$1433	\$1451	\$1467	\$1485	\$1521	\$1546	\$1566	\$1591	\$1648	\$1688

## OPTIONS

Add upcharge to list price and code to model number

FR	CAL 133 (TB 133) Fire Retardant per yard	\$118	/yd.
MBC	Moisture Barrier Chair	\$84	ea.

SF	Powder Coat Finish	\$63	
----	--------------------	------	--

DIMENSIONS	Cross Wood Leg Chair	Cross Wood Leg Seat Insert	Cross Wood Leg Fully Upholstered
Inside Width:	18.75"	18.75"	19.75"
Seat Height:	18"	18"	18"
Seat Depth:	16"	16"	15.5"
Overall Depth:	19.75"	19.5"	19.5"
Overall Width:	19"	18.75"	19.25"
Overall Height:	31"	31"	31.5"
Qty./Wt. per carton:	1 ea./9 lbs.	1 ea./9 lbs.	1 ea./9 lbs.



WOOD LEG - SEAT INSERT

## MODEL / DESCRIPTION / LIST PRICING



### 2306 Cross Wood Legs - Wood Shell

Chair  
\$1162



### 2308 Cross Wood Legs - Seat Insert

COM Yardage: .75 Yards

COM	GR1	GR2	GR3	GR4	GR5	GR6	GR7	GR8	GR9	GR10	LEA
\$1348	\$1375	\$1393	\$1411	\$1427	\$1445	\$1481	\$1506	\$1527	\$1551	\$1608	\$1649



### 2310 Cross Wood Legs - Fully Upholstered

COM Yardage: 2 Yards

COM	GR1	GR2	GR3	GR4	GR5	GR6	GR7	GR8	GR9	GR10	LEA
\$1591	\$1618	\$1636	\$1654	\$1670	\$1688	\$1724	\$1749	\$1770	\$1794	\$1851	\$1892

## OPTIONS

Add upcharge to list price and code to model number

FR	CAL 133 (TB 133) Fire Retardant per yard	\$118	/yd.
MBC	Moisture Barrier Chair	\$84	ea.

2SO	Shell & Frame Two Stain Option	\$28	
-----	--------------------------------	------	--

DIMENSIONS	Sled Base Chair	Sled Base With Seat Insert	Sled Base With Fully Upholstered
Inside Width:	18.75"	18.75"	19.25"
Seat Height:	17.75"	18.5"	18.5"
Seat Depth:	16"	16"	15.5"
Overall Depth:	19.5"	19.75"	19.75"
Overall Width:	18.75"	18.75"	19.25"
Overall Height:	31.25"	31.25"	31.75"
Qty./Wt. per carton:	1 ea./8 lbs.	1 ea./8 lbs.	1 ea./8 lbs.



SLED BASE - WOOD SHELL



SLED BASE - FULL UPHOLSTERED

## MODEL / DESCRIPTION / LIST PRICING



### 2312 Sled Base - Wood Shell

Chair  
\$970



### 2314 Sled Base - Seat Insert

COM Yardage: .75 Yards

COM	GR1	GR2	GR3	GR4	GR5	GR6	GR7	GR8	GR9	GR10	LEA
\$1156	\$1183	\$1201	\$1219	\$1235	\$1253	\$1289	\$1314	\$1335	\$1359	\$1416	\$1457



### 2316 Sled Base - Fully Upholstered

COM Yardage: 2 Yards

COM	GR1	GR2	GR3	GR4	GR5	GR6	GR7	GR8	GR9	GR10	LEA
\$1399	\$1426	\$1444	\$1462	\$1478	\$1496	\$1532	\$1557	\$1577	\$1602	\$1659	\$1700

## OPTIONS

Add upcharge to list price and code to model number

FR	CAL 133 (TB 133) Fire Retardant per yard	\$118	/yd.
MBC	Moisture Barrier Chair	\$84	ea.

SF	Powder Coat Finish	\$63	
----	--------------------	------	--

DIMENSIONS	Diamond Metal Base Chair	Diamond Metal With Seat Insert	Diamond Metal With Fully Upholstered
Inside Width:	18.75"	18.75"	19.25"
Seat Height:	17.5"	18"	18"
Seat Depth:	16"	16"	15.5"
Overall Depth:	19"	19.25"	19.25"
Overall Width:	18.75"	18.75"	19.25"
Overall Height:	31.5"	31.5"	31.75"
Qty./Wt. per carton:	1 ea./9 lbs.	1 ea./9 lbs.	1 ea./9 lbs.



DIAMOND METAL BASE -  
WOOD SHELL

**CURRENTLY  
OUT OF STOCK!**

### MODEL / DESCRIPTION / LIST PRICING



#### 2318 Diamond Metal Base - Wood Shell

Chair  
\$988



#### 2320 Diamond Metal Base - Seat Insert

COM Yardage: .75 Yards

COM	GR1	GR2	GR3	GR4	GR5	GR6	GR7	GR8	GR9	GR10	LEA
\$1174	\$1201	\$1219	\$1237	\$1253	\$1271	\$1307	\$1332	\$1353	\$1377	\$1434	\$1475



#### 2322 Diamond Metal Base - Fully Upholstered

COM Yardage: 2 Yards

COM	GR1	GR2	GR3	GR4	GR5	GR6	GR7	GR8	GR9	GR10	LEA
\$1417	\$1444	\$1462	\$1480	\$1496	\$1514	\$1550	\$1575	\$1596	\$1620	\$1677	\$1718

### OPTIONS

Add upcharge to list price and code to model number

FR	CAL 133 (TB 133) Fire Retardant per yard	\$118	/yd.
MBC	Moisture Barrier Chair	\$84	ea.

SF	Powder Coat Finish	\$63	
----	--------------------	------	--

DIMENSIONS	4-Leg Barstool	4 Leg Barstool Seat Insert	4 Leg Barstool Fully Upholstered
Inside Width:	18.5"	18.5"	18.65"
Seat Height:	29.5"	30"	29.5"
Seat Depth:	16"	15.25"	15.5"
Overall Depth:	20"	20"	19.25"
Overall Width:	18.5"	18.5"	18.65"
Overall Height:	34.5"	34.5"	34.75"
Qty./Wt. per carton:	1 ea./12 lbs.	1 ea./12 lbs.	1 ea./12 lbs.



4 LEG BARSTOOL  
WOOD SHELL



4 LEG BARSTOOL  
SEAT INSERT

## MODEL / DESCRIPTION / LIST PRICING



### 2324 4 Leg Barstool - Wood Shell

Chair  
\$1051



### 2326 4 Leg Barstool - Seat Insert

COM Yardage: .75 Yards

COM	GR1	GR2	GR3	GR4	GR5	GR6	GR7	GR8	GR9	GR10	LEA
\$1237	\$1264	\$1283	\$1301	\$1316	\$1335	\$1371	\$1396	\$1416	\$1441	\$1497	\$1538



### 2328 4 Leg Barstool - Fully Upholstered

COM Yardage: 1.5 Yards

COM	GR1	GR2	GR3	GR4	GR5	GR6	GR7	GR8	GR9	GR10	LEA
\$1367	\$1394	\$1413	\$1431	\$1446	\$1464	\$1501	\$1526	\$1546	\$1571	\$1627	\$1668

## OPTIONS

Add upcharge to list price and code to model number

FR	CAL 133 (TB 133) Fire Retardant per yard	\$118	/yd.
MBC	Moisture Barrier Chair	\$84	ea.

SF	Powder Coat Finish	\$63	
CH	Counter Height (24" seat height)	\$37	



DIMENSIONS	Sled Base Barstool	Sled Base Barstool Seat Insert	Sled Base Barstool Fully Upholstered
Inside Width:	18.75"	18.75"	18.65"
Seat Height:	29"	29.5"	29.5"
Seat Depth:	16"	15.25"	15.5"
Overall Depth:	19.125"	19.125"	19.25"
Overall Width:	18.75"	18.75"	18.65"
Overall Height:	34.5"	34.5"	34.75"
Qty./Wt. per carton:	1 ea./11 lbs.	1 ea./11 lbs.	1 ea./11 lbs.



SLED BASE BARSTOOL  
FULLY UPHOLSTERED

## MODEL / DESCRIPTION / LIST PRICING



### 2330 Sled Base Barstool - Wood Shell


Chair  
\$1062



### 2332 Sled Base Barstool - Seat Insert

COM Yardage: .75 Yards

COM	GR1	GR2	GR3	GR4	GR5	GR6	GR7	GR8	GR9	GR10	LEA
\$1249	\$1276	\$1294	\$1312	\$1328	\$1346	\$1382	\$1407	\$1427	\$1452	\$1509	\$1549



### 2334 Sled Base Barstool - Fully Upholstered

COM Yardage: 1.5 Yards

COM	GR1	GR2	GR3	GR4	GR5	GR6	GR7	GR8	GR9	GR10	LEA
\$1379	\$1406	\$1424	\$1442	\$1458	\$1476	\$1512	\$1537	\$1557	\$1582	\$1639	\$1679

## OPTIONS

Add upcharge to list price and code to model number

FR	CAL 133 (TB 133) Fire Retardant per yard	\$118	/yd.
MBC	Moisture Barrier Chair	\$84	ea.

SF	Powder Coat Finish	\$63	
----	--------------------	------	--

## JAYDEN COLLECTION

### CROSS WOOD LEG BARSTOOL

DIMENSIONS	Cross Wood Leg Barstool	Cross Wood Leg Barstool Seat Insert	Cross Wood Leg Barstool Fully Upholstered
Inside Width:	17.75"	17.75"	18"
Seat Height:	29.5"	30"	30"
Seat Depth:	16"	15.25"	15.5"
Overall Depth:	17.5"	17.5"	18"
Overall Width:	17.75"	17.75"	18"
Overall Height:	34"	34"	34"
Qty./Wt. per carton:	1 ea./13 lbs.	1 ea./13 lbs.	1 ea./13 lbs.



CROSS WOOD LEG BARSTOOL



CROSS WOOD LEG BARSTOOL - FULLY UPHOLSTERED

## MODEL / DESCRIPTION / LIST PRICING



### 2336 Cross Wood Leg Barstool - Wood Shell

Chair  
\$1367



### 2338 Cross Wood Leg Barstool - Seat Insert

COM Yardage: .75 Yards

COM	GR1	GR2	GR3	GR4	GR5	GR6	GR7	GR8	GR9	GR10	LEA
\$1554	\$1581	\$1599	\$1617	\$1633	\$1651	\$1687	\$1712	\$1732	\$1757	\$1814	\$1854



### 2340 Cross Wood Leg Barstool - Fully Upholstered

COM Yardage: 1.5 Yards

COM	GR1	GR2	GR3	GR4	GR5	GR6	GR7	GR8	GR9	GR10	LEA
\$1684	\$1711	\$1729	\$1747	\$1763	\$1781	\$1817	\$1842	\$1862	\$1887	\$1944	\$1984

## OPTIONS

Add upcharge to list price and code to model number

FR	CAL 133 (TB 133) Fire Retardant per yard	\$118	/yd.
MBC	Moisture Barrier Chair	\$84	ea.

2SO	Shell & Frame Two Stain Option	\$28	
-----	--------------------------------	------	--

**KAYDEN**

Kayden is a modern and affordable line of chairs that has a high-quality, highly durable frame and features a strong, one piece polypropylene construction. It's a great way to create additional seating in any small space, or to make the most of your café or training room. We offer the Kayden in two different heights and two different base styles. The seat insert is optional, so you can choose how much comfort you want from your chair. Available in several fun colors, there's a Kayden chair to suit your needs!



4 LEG CHAIR

SLED BASE CHAIR  
WITH UPHOLSTERED SEAT INSERT

BAR STOOL

4 LEG JR CHAIR  
WITH UPHOLSTERED SEAT INSERT

**ORDERING INFORMATION**

**To Order Please Specify:**

- |                 |                               |
|-----------------|-------------------------------|
| 1) Series Name  | 4) Optional Powder Coat Color |
| 2) Model Number | 5) Fabric Grade and Number    |
| 3) Quantity     | 6) Optional Items             |

CHAIRS	WEIGHT LIMIT
Metal Legs	350 lbs.

**STANDARD BASE FINISHES**

**4-Leg Base:** Polished chrome

**Sled Base:** Polished chrome

**4 Leg Barstool:** Polished chrome

**OPTIONAL BASE FINISHES**

**4-Leg Base:** Standard Powder Coat

**Sled Base:** Standard Powder Coat

**4 Leg Barstool:** Standard Powder Coat

**POLY SHELL COLORS**



WHITE

PEARL GRAY

SAFFRON

MINT GREEN

CHARCOAL

**GENERAL SPECIFICATIONS**

**Shell**

A single piece polypropylene shell, with an underseat cover in charcoal only.

**Underseat**

Plastic underseat to protect upholstery is standard

**Upholstery / Foam**

Seat is upholstered over 1" foam. Seat can be upholstered with choice of fabric, vinyl, crypton, leather or approved COM.

**Base Details**

**4-Leg Chair:** Frames are made of .71" diameter steel tube 16 guage, with self leveling steel glides.

**Sled Base Chair:** Frames are made of .44" diameter solid rod steel, comes standard no glides.

**4-Leg Barstool:** Frames are made of .71" diameter steel tube 16 guage, with self leveling steel glides. Foot rest is made of a .44" diameter solid rod steel.

**Stacking**

**Sled Base:** all poly ON FLOOR: **6 high**

**Sled Base:** with upholstered seat ON FLOOR: **6 high**

**Sled Base:** all poly ON DOLLY: **15 high**

**Sled Base:** with upholstered seat ON DOLLY: **12 high**

**4-Leg Base:** all poly ON FLOOR: **5 high**

**4-Leg Base:** with upholstered seat ON FLOOR: **5 high**

**4-Leg Base:** all poly ON DOLLY: **12 high**

**4-Leg Base:** with upholstered seat ON DOLLY: **9 high**

**Bar Stools:** all models ON FLOOR: **4 high**



UNDER SEAT COVER  
(COLOR CHARCOAL ONLY)

**OPTIONS**

---

- CODE: FR - CAL 133 (TB 133) Fire Retardant.
- CODE: MBC - Moisture Barrier Chair
- CODE: SF - Powder Coat Finish
- CODE: CH - Counter Height (24" seat height)
- CODE: GPG - Clear Plastic Glides (Sled Base)
- CODE: GRG - Poly Glides (4 Leg)



Optional Poly Glides (4 Leg)



Optional Clear Plastic Glides (sled base)

DIMENSIONS	Sled Base	Sled Base Seat Insert	sled base dolly
Seat Width:	18.75"	18.75"	-
Seat Height:	19"	20"	-
Seat Depth:	18.5"	18.5"	-
Overall Depth:	21"	21"	25.75"
Overall Width:	20.38"	20.38"	29.75"
Overall Height:	32.25"	32.25"	22.625"
Qty./Wt. per carton:	3 ea./58 lbs.	3 ea./61 lbs.	1 ea./62 lbs.



SLED BASE



SLED BASE WITH  
SEAT INSERT

## MODEL / DESCRIPTION / LIST PRICING



### 2450 Sled Base

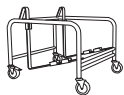
Chair  
\$450



### 2452 Sled Base - Seat Insert

COM Yardage: .75 Yards

COM	GR1	GR2	GR3	GR4	GR5	GR6	GR7	GR8	GR9	GR10	LEA
\$572	\$601	\$617	\$635	\$651	\$669	\$705	\$730	\$750	\$775	\$832	\$872



### 2453 Dolly (sled base)

Dolly  
\$1354

## OPTIONS

Add upcharge to list price and code to model number

FR	CAL 133 (TB 133) Fire Retardant per yard	\$118	/yd.
MBC	Moisture Barrier Chair	\$84	ea.

SF	Powder Coat Finish	\$63	
GPG	Clear Plastic Glides	\$16	

DIMENSIONS	4 Leg Chair	4 Leg Chair Seat Insert	4 Leg dolly
Seat Width:	18.75"	18.75"	-
Seat Height:	19"	20"	-
Seat Depth:	18.5"	18.5"	-
Overall Depth:	21.625"	21.625"	21"
Overall Width:	21.25"	21.25"	20.38"
Overall Height:	32.625"	32.625"	32.25"
Qty./Wt. per carton:	3 ea./46 lbs.	3 ea./49 lbs.	1 ea./62 lbs.



4 LEG CHAIR

### MODEL / DESCRIPTION / LIST PRICING



#### 2456 4 Leg Chair

Chair  
\$445



#### 2458 4 Leg Chair - Seat Insert

COM Yardage: .75 Yards

COM	GR1	GR2	GR3	GR4	GR5	GR6	GR7	GR8	GR9	GR10	LEA
\$567	\$597	\$612	\$631	\$646	\$664	\$701	\$725	\$746	\$771	\$827	\$868



#### 2454 Dolly (4-leg base)

Dolly  
\$1354

### OPTIONS

Add upcharge to list price and code to model number

FR	CAL 133 (TB 133) Fire Retardant per yard	\$118	/yd.
MBC	Moisture Barrier Chair	\$84	ea.

SF	Powder Coat Finish	\$63	
GRG	Poly Glides	\$14	

DIMENSIONS	4 Leg Chair	4 Leg Chair Seat Insert
Seat Width:	18.75"	18.75"
Seat Height:	16.25"	17.25"
Seat Depth:	18.5"	18.5"
Overall Depth:	21.25"	21.25"
Overall Width:	21.25"	21.25"
Overall Height:	30"	30"
Qty./Wt. per carton:	3 ea./43 lbs.	3 ea./46 lbs.



JUNIOR 4 LEG - SEAT INSERT

## MODEL / DESCRIPTION / LIST PRICING



### 2456-J 4 Leg Junior Chair

Chair  
\$490



### 2458-J 4 Leg Junior Chair - Seat Insert

COM Yardage: .75 Yards

COM	GR1	GR2	GR3	GR4	GR5	GR6	GR7	GR8	GR9	GR10	LEA
\$612	\$642	\$658	\$676	\$692	\$710	\$746	\$771	\$791	\$816	\$872	\$913

## OPTIONS

Add upcharge to list price and code to model number

FR	CAL 133 (TB 133) Fire Retardant per yard	\$118	/yd.
MBC	Moisture Barrier Chair	\$84	ea.

SF	Powder Coat Finish	\$63	
GRG	Poly Glides	\$14	

## KAYDEN COLLECTION

### 4 LEG BARSTOOL

DIMENSIONS	4-Leg Barstool	4 Leg Barstool Seat Insert
Seat Width:	18.75"	18.75"
Seat Height:	30.5"	31.5"
Seat Depth:	18.5"	18.5"
Overall Depth:	22.5"	22.5"
Overall Width:	22.5"	22.5"
Overall Height:	44.25"	44.25"
Qty./Wt. per carton:	2 ea./48 lbs.	2 ea./50 lbs.



4 LEG BARSTOOL



4 LEG BARSTOOL  
SEAT INSERT

## MODEL / DESCRIPTION / LIST PRICING



### 2460 4 Leg Barstool

Chair  
\$676



### 2462 4 Leg Barstool - Seat Insert

COM Yardage: .75 Yards

COM	GR1	GR2	GR3	GR4	GR5	GR6	GR7	GR8	GR9	GR10	LEA
\$798	\$827	\$843	\$861	\$877	\$895	\$931	\$956	\$976	\$1001	\$1058	\$1098

## OPTIONS

Add upcharge to list price and code to model number

FR	CAL 133 (TB 133) Fire Retardant per yard	\$118	/yd.
MBC	Moisture Barrier Chair	\$84	ea.
SF	Powder Coat Finish	\$76	

CH	Counter Height (24" seat height)	\$37	
GRG	Poly Glides	\$14	





COMPLEMENTED WITH TRENO TABLES

## LAGUNA TABLE OF CONTENTS

Laguna Specifications .....	2
Laguna Standard Back vs Inset Back .....	3
Laguna Banquettes Options .....	4
Laguna Banquettes Pricing .....	5
Laguna Banquettes Privacy Panels .....	6
Laguna Modular Options .....	7
Laguna Modular Pricing .....	9
Laguna Modular Privacy Panels .....	13
Laguna Modular Arms .....	17
Laguna Modular Quattro Pricing .....	21
Laguna Lounge Options .....	22
Laguna Lounge Pricing .....	23
Laguna Lounge Hideout Pricing .....	24
Laguna Bolster & Pillows .....	26
Laguna Bench Pricing .....	27
Laguna Ottomans Pricing .....	28
Laguna Tables .....	32
Laguna Configurations .....	36

## LAGUNA

The Laguna collection consists of variety of pieces that comprise of banquettes, modular units, lounges, benches, ottomans and tables. A very versatile lounge and modular system that will enhance any space or public environment with numerous options to customize the look. Laguna allows for private seating arrangements using our Hideout lounge or privacy panels on the modular units. Great for common areas, cafes and lobbies with an array of options and finishes for a truly American visionary design.



BANQUETTES



MODULAR



MODULAR - QUATTRO



LOUNGE - HIDEOUT



LOUNGE



BENCH



OTTOMAN



OCCASIONAL TABLE

### ORDERING INFORMATION

- 1) Series Name
- 2) Model Number
- 3) Quantity
- 4) Fabric Grade and Number
- 5) Powder Coat Color for legs
- 6) Panel Laminate/Edge Selection
- 7) Optional Items
- 8) Optional Wood Stain Color

SOFT SEATING	WEIGHT LIMIT
1 Seat	500 lbs.
2 Seat	1000 lbs.
3 Seat	1500 lbs.

### STANDARD BASE FINISHES

**Legs:** Standard Powder Coat

#### STANDARD POWDER COAT METAL LEG



### GENERAL SPECIFICATIONS

#### Frame Construction

- Multi-ply hardwood
- Tongue and groove construction nailed and glued

#### Seat/Foam

- No-sag springs w/ helicoil attachment
- High resiliency foam construction throughout
- All foam bonded to frame

#### Upholstery

Seat and back are covered in choice of fabric, vinyl, crypton, leather or COM. ERG uses only water based glues and adhesives in our upholstery process.

#### Legs

- 8" tall, 1.5" diameter fabricated steel angled legs
- Sand blasted prior to paint for maximum color adhesion
- Includes factory installed adjustable glides

#### Note for Edge of privacy panels:

- Straight panels: available with 3MM PVC or laminate self edge. Select from any of our 3MM PVC edges in solid or wood tone, no custom colors available.
- Curved panels: will only be available with laminate self edge.
- Both straight and curved panels: when combining straight panels and curved panels, ONLY self edge is available.


**STANDARD BACK**

**OPTIONAL INSET BACK**

BACK IS INSET 2" ON EACH SIDE



STRAIGHT UNIT



OUTSIDE CURVE



INSIDE CURVE



STRAIGHT PRIVACY  
PANEL



## OPTIONS

- CODE: FR - CAL 133 (TB 133) Fire Retardant
- CODE: MB - Moisture Barrier (up to 60" overall width)
- CODE: MB60 - Moisture Barrier (over 60" overall width)
- CODE: PC - Polished Chrome Legs
- CODE: WDL - Metal/Wood Legs. (Specify powder coat and wood color)
- CODE: WDL-C - Chrome/Wood Legs. (Specify wood color)
- CODE: 2FO - Two Fabric Option
- CODE: 3FO - Three Fabric Option
- CODE: GD1 - Ratchet Ganging Device for Soft Seating
- CODE: ISB - Inset Back

**Note:** Factory installed power/data available, see accessories online under the 'Products' tab.



SHOWN WITH 3FORM ACRYLIC PRIVACY PANEL,  
POWER/DATA AND METAL/WOOD LEGS

## Laguna Leg Options



2 TONE FABRIC

OPTIONAL METAL/WOOD LEG  
**CODE: WDL**



OPTIONAL CHROME LEG  
**CODE: PC**



OPTIONAL CHROME/WOOD LEG  
**CODE: WDL-C**



DIMENSIONS	48" Straight	60" Straight	72" Straight	Corner Unit
Seat Depth:	21"	21"	21"	21"
Seat Width:	48"	60"	72"	21"
Seat Height:	18"	18"	18"	18"
Overall Depth:	27"	27"	27"	27"
Overall Width:	48"	60"	72"	27"
Overall Height:	30"	30"	30"	30"
Qty./Wt.:	1 ea./75 lbs.	1 ea./90 lbs.	1 ea./110 lbs.	1 ea./58 lbs.



60" W STRAIGHT UNIT

## MODEL / DESCRIPTION / LIST PRICING


**1206** 48" W Straight (4 legs)

COM Yardage: Total: 5.25 Yds. / Back: 2.5 Yds. / Seat: 2.75 Yds.

COM	GR1	GR2	GR3	GR4	GR5	GR6	GR7	GR8	GR9	GR10	LEA
\$3111	\$3294	\$3475	\$3657	\$3836	\$4019	\$4200	\$4382	\$4564	\$4744	\$4928	\$5102


**1208** 60" W Straight (4 legs)

COM Yardage: Total: 6.5 Yds. / Back: 3 Yds. / Seat: 3.5 Yds.

COM	GR1	GR2	GR3	GR4	GR5	GR6	GR7	GR8	GR9	GR10	LEA
\$4037	\$4267	\$4445	\$4626	\$4808	\$4990	\$5171	\$5354	\$5532	\$5717	\$5899	\$6071


**1210** 72" W Straight (6 legs)

COM Yardage: Total: 7.5 Yds. / Back: 3.5 Yds. / Seat: 4 Yds.

COM	GR1	GR2	GR3	GR4	GR5	GR6	GR7	GR8	GR9	GR10	LEA
\$4519	\$4744	\$4928	\$5108	\$5290	\$5471	\$5652	\$5833	\$6016	\$6196	\$6380	\$6553


**1211** Corner Unit (4 Legs)

COM Yardage: Total: 4.25 Yds. / Back: 2 Yds. / Seat: 2.25 Yds.

COM	GR1	GR2	GR3	GR4	GR5	GR6	GR7	GR8	GR9	GR10	LEA
\$3109	\$3276	\$3430	\$3592	\$3745	\$3912	\$4077	\$4244	\$4409	\$4577	\$4741	\$4916

**Note:** For back-to-back applications please order two units.

## OPTIONS

Add upcharge to list price and code to model number

FR	CAL 133 (TB 133) Fire Retardant per yard	\$118	/yd.
MB	Moisture Barrier (up to 60" overall width)	\$164	ea.
MB60	Moisture Barrier (over 60" overall width)	\$262	ea.
WDL	Metal/Wood Legs	\$45	ea.
WDL-C	Chrome/Wood Legs	\$79	ea.

PC	Polished Chrome Legs	\$45	ea.
2FO	Two Fabric Option	\$131	
GD1	Ratchet Ganging Device for Soft Seating	\$107	per pair
ISB	Inset Back (Add to Standard Unit)	\$66	



## OPTIONS

- CODE: FR - CAL 133 (TB 133) Fire Retardant
- CODE: MB - Moisture Barrier (up to 60" overall width)
- CODE: MB60 - Moisture Barrier (over 60" overall width)
- CODE: PC - Polished Chrome Legs
- CODE: WDL - Metal/Wood Legs. (Specify powder coat and wood color)
- CODE: WDL-C - Chrome/Wood Legs. (Specify wood color)
- CODE: CAS2 - 2" Locking Casters - Black
- CODE: CAS3 - 3" Locking Casters - Black
- CODE: 2FO - Two Fabric Option
- CODE: 3FO - Three Fabric Option
- CODE: GD1 - Ratchet Ganging Device for Soft Seating
- CODE: FMG - Floor Mount Glide
- CODE: TABF( ) - Fixed Post Tablet  
(outside, specify (L/R), shape A, B or C)

- CODE: TABFB( ) - Fixed Blade Tablet  
(outside or inside, specify (L/R), shape A, B or C)
- CODE: TABR1( ) - Removable Tablet (shape A, B or C, left or right arm)
- CODE: TABR2( ) - Removable Tablet (shape A, B or C, hardware both arms)
- CODE: LAM5 - Non-standard laminate for 5 or less tablets  
see options for upcharge
- CODE: SST - Solid Surface Tablet
- CODE: SS5 - Non-standard Solid Surface top for 5 or less tablets
- CODE: BWAC - Wood Arm Cap (Box Arm)
- CODE: WAC - Wood Arm Caps
- CODE: PAC - Poly Arm Caps
- CODE: ISB - Inset Back

**Note:** Factory installed power/data available,  
see accessories online under the 'Products' tab.



MODULAR - QUATTRO




60° BACKLESS INSIDE CURVE



30° OUTSIDE CURVE



2 TONE FABRIC



POWER/DATA

Note: Factory installed power/data available, see accessories online under the 'Products' tab.



WOOD ARM CAPS  
(BOX ARMS)



WOOD ARM CAPS  
(SLIM ARMS)



POLY ARM CAPS  
(SLIM ARMS ONLY)

## Laguna Leg Options

OPTIONAL METAL/WOOD LEG  
CODE: WDL



OPTIONAL CHROME LEG  
CODE: PC



OPTIONAL CHROME/WOOD LEG  
CODE: WDL-C



## TABLET SHAPES

### Three Tablet Shapes::

Choose from the three shapes shown and specify; A, B or C and left or right (outside tablet) when ordering.

Example: TABFB(A) Left - this would be a fixed shape A tablet on the left side (when seated).

### Laminate Top: Tops are 3/4"

Tablet orders of 5 or less have 4 standard laminate colors:

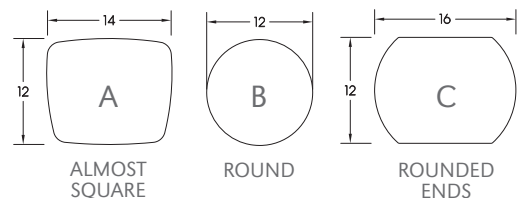
- Wilsonart Black 1595-60
- Wilsonart Montana Walnut 7110K-78
- Formica Brite White 459-58
- Nevamar Silver Alu Metalx MXT003

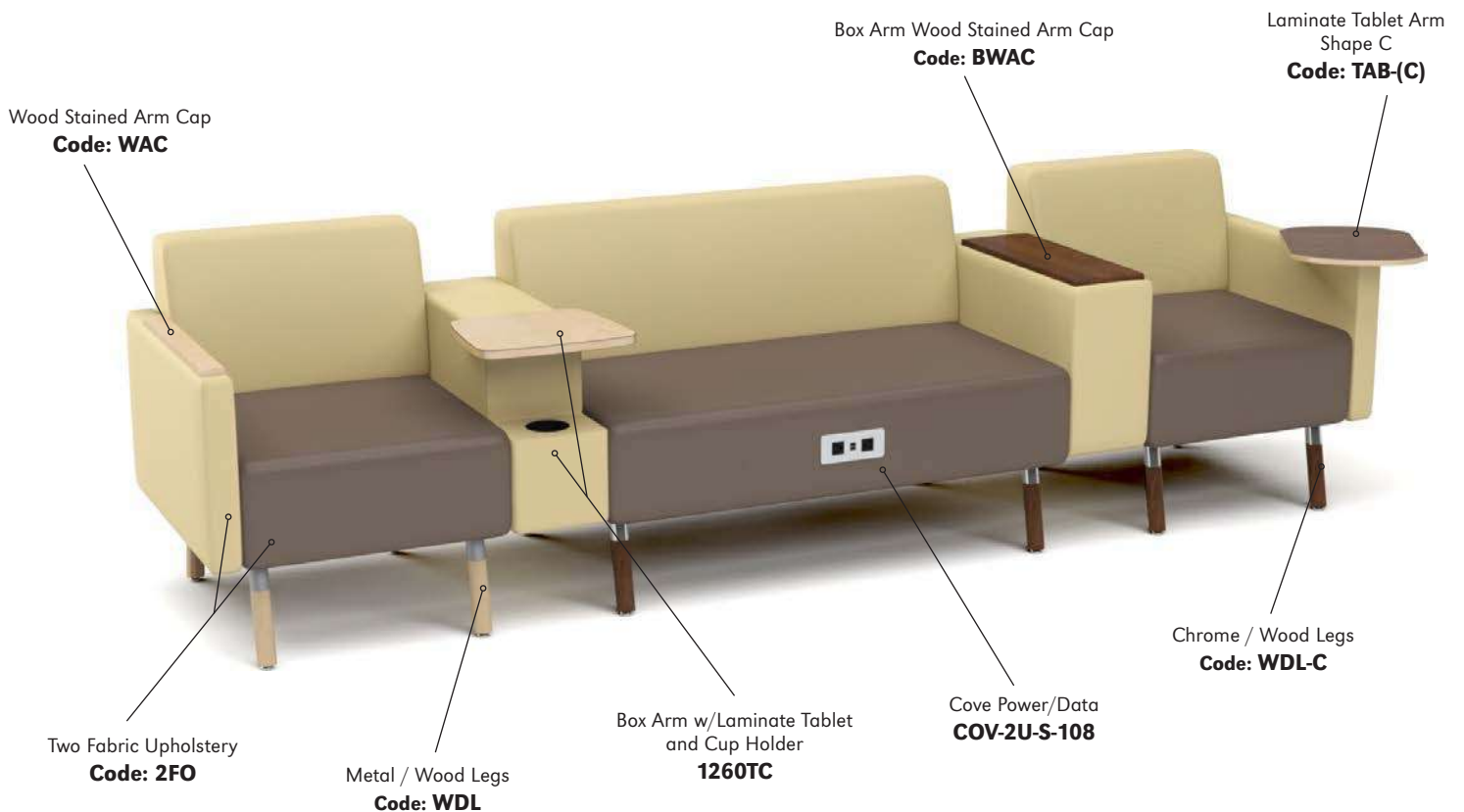
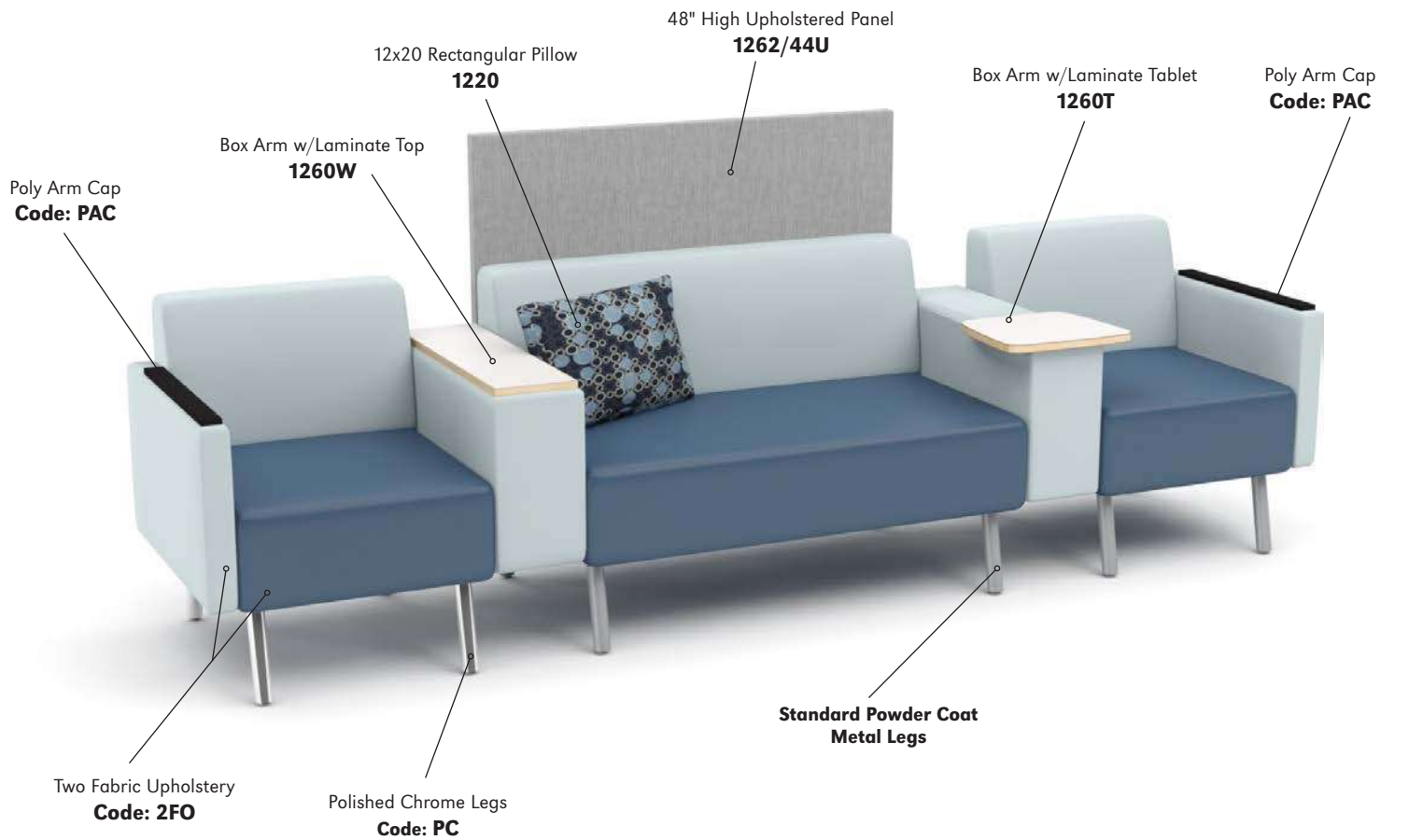
Edge: 6F Multi-Ply

### Solid Surface Top:

Tablet orders of 5 or less have 4 standard Corian colors:

- Bone
- Canyon
- Glacier White
- Silver Grey





DIMENSIONS	22" Straight	30" Straight	44" Straight	Corner Unit
Seat Depth:	21"	21"	21"	21"
Seat Width:	22"	30"	44"	21"
Seat Height:	17"	17"	17"	17"
Overall Depth:	27"	27"	27"	27"
Overall Width:	22"	30"	44"	27"
Overall Height:	30"	30"	30"	30"
Qty./Wt.:	1 ea./58 lbs.	1 ea./68 lbs.	1 ea./85 lbs.	1 ea./58 lbs.



STRAIGHT UNIT WITH OPTIONAL METAL/WOOD LEGS



CORNER UNIT WITH OPTIONAL METAL/WOOD LEGS

**MODEL / DESCRIPTION / LIST PRICING**

**1200 22" W Straight Units (4 Legs)**

COM Yardage: Total: 3 Yds. / Back: 1.5 Yds. / Seat: 1.5 Yds.

COM	GR1	GR2	GR3	GR4	GR5	GR6	GR7	GR8	GR9	GR10	LEA
\$1852	\$1956	\$2063	\$2184	\$2291	\$2410	\$2532	\$2653	\$2774	\$2894	\$3016	\$3190


**1202 30" W Straight Units (4 Legs)**

COM Yardage: Total: 4 Yds. / Back: 1.75 Yds. / Seat: 2.25 Yds.

COM	GR1	GR2	GR3	GR4	GR5	GR6	GR7	GR8	GR9	GR10	LEA
\$2157	\$2285	\$2420	\$2573	\$2709	\$2860	\$3011	\$3162	\$3313	\$3463	\$3647	\$3819


**1204 44" W Straight Units (4 Legs)**

COM Yardage: Total: 4.5 Yds. / Back: 2 Yds. / Seat: 2.5 Yds.

COM	GR1	GR2	GR3	GR4	GR5	GR6	GR7	GR8	GR9	GR10	LEA
\$3022	\$3202	\$3384	\$3566	\$3747	\$3930	\$4111	\$4292	\$4474	\$4654	\$4836	\$5012


**1218 Corner Unit (4 Legs)**

COM Yardage: Total: 4.25 Yds. / Back: 2 Yds. / Seat: 2.25 Yds.

COM	GR1	GR2	GR3	GR4	GR5	GR6	GR7	GR8	GR9	GR10	LEA
\$3109	\$3276	\$3430	\$3592	\$3745	\$3912	\$4077	\$4244	\$4409	\$4577	\$4741	\$4916

**OPTIONS**

Add upcharge to list price and code to model number

FR	CAL 133 (TB 133) Fire Retardant per yard	\$118	/yd.	GD1	Ratchet Ganging Device for Soft Seating	\$107	per pair
MB	Moisture Barrier (up to 60" overall width)	\$164	ea.	TABFB-( )	Fixed Blade Tablet (outside or inside, specify (L/R), shape A, B or C)	\$593	ea. tablet
WDL	Metal/Wood Legs	\$45	ea.	LAM5	Non-standard laminate (5 tablets or less)	\$554	ea. tablet
WDL-C	Chrome/Wood Legs	\$79	ea.	SST	Solid Surface Tablet Arm - add to tablet option	\$271	ea. tablet
PC	Polished Chrome Legs	\$45	ea.	SS5	Non-standard Solid Surface (5 tablets or less)	Call For Quote	
2FO	Two Fabric Option	\$131		ISB	Inset Back (Add to Standard Unit)	\$66	



DIMENSIONS	30° Inside Curve	30° Outside Curve
Seat Depth:	21"	21"
Seat Width:	17"	31"
Seat Height:	17"	17"
Overall Depth:	27"/28"	27"/28"
Overall Width:	17"/31"	17"/31"
Overall Height:	30"	30"
Qty./Wt.:	1 ea./58 lbs.	1 ea./68 lbs.



INSIDE CURVE UNIT WITH  
OPTIONAL METAL/WOOD LEGS

### MODEL / DESCRIPTION / LIST PRICING



#### 1212 Inside 30° Curve Unit (4 Legs)

COM Yardage: Total: 4 Yds. / Back: 2 Yds. / Seat: 2 Yds.

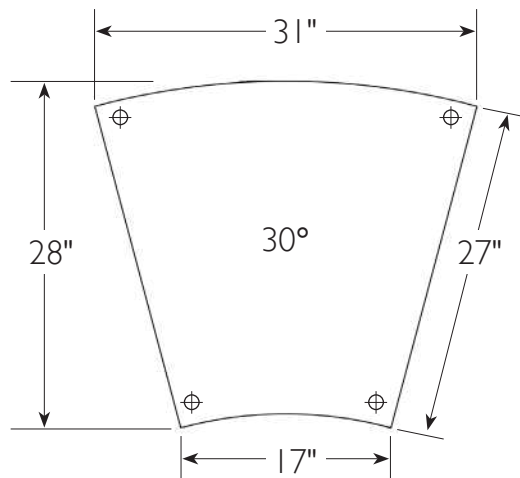
COM	GR1	GR2	GR3	GR4	GR5	GR6	GR7	GR8	GR9	GR10	LEA
\$1861	\$1962	\$2062	\$2175	\$2277	\$2391	\$2504	\$2617	\$2731	\$2848	\$2961	\$3124



#### 1213 Outside 30° Curve Unit (4 Legs)

COM Yardage: Total: 3.5 Yds. / Back: 1.5 Yds. / Seat: 2 Yds.

COM	GR1	GR2	GR3	GR4	GR5	GR6	GR7	GR8	GR9	GR10	LEA
\$1968	\$2083	\$2183	\$2297	\$2398	\$2510	\$2625	\$2739	\$2853	\$2966	\$3082	\$3246




### OPTIONS

Add upcharge to list price and code to model number

FR	CAL 133 (TB 133) Fire Retardant per yard	\$118	/yd.	GD1	Ratchet Ganging Device for Soft Seating	\$107	per pair
MB	Moisture Barrier (up to 60" overall width)	\$164	ea.	TABFB(-)	Fixed Blade Tablet (outside or inside, specify (L/R), shape A, B or C)	\$593	ea. tablet
WDL	Metal/Wood Legs	\$45	ea.	LAM5	Non-standard laminate (5 tablets or less)	\$554	ea. tablet
WDL-C	Chrome/Wood Legs	\$79	ea.	SST	Solid Surface Tablet Arm - add to tablet option	\$271	ea. tablet
PC	Polished Chrome Legs	\$45	ea.	SS5	Non-standard Solid Surface (5 tablets or less)	Call For Quote	
2FO	Two Fabric Option	\$131		ISB	Inset Back (Add to Standard Unit)	\$66	

DIMENSIONS	45° Inside Curve	45° Outside Curve
Seat Depth:	21"	21"
Seat Width:	25"	46"
Seat Height:	17"	17"
Overall Depth:	27"/29.5"	27"/29.5"
Overall Width:	25.25"/46"	25.25"/46"
Overall Height:	30"	30"
Qty./Wt.:	1 ea./58 lbs.	1 ea./68 lbs.


 INSIDE CURVE UNIT WITH  
 OPTIONAL METAL/WOOD LEGS

**MODEL / DESCRIPTION / LIST PRICING**

**1214 Inside 45° Curve (4 Legs)**

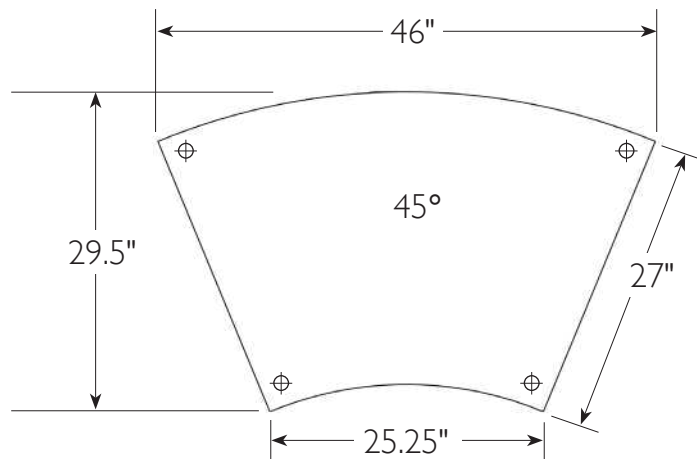
COM Yardage: Total: 5.5 Yds. / Back: 2.5 Yds. / Seat: 3 Yds.

COM	GR1	GR2	GR3	GR4	GR5	GR6	GR7	GR8	GR9	GR10	LEA
\$2921	\$3075	\$3224	\$3391	\$3543	\$3708	\$3875	\$4040	\$4207	\$4373	\$4539	\$4714


**1215 Outside 45° Curve (4 Legs)**

COM Yardage: Total: 5.25 Yds. / Back: 2.25 Yds. / Seat: 3 Yds.

COM	GR1	GR2	GR3	GR4	GR5	GR6	GR7	GR8	GR9	GR10	LEA
\$3258	\$3410	\$3562	\$3728	\$3878	\$4047	\$4213	\$4379	\$4543	\$4711	\$4877	\$5051


**OPTIONS**

Add upcharge to list price and code to model number

FR	CAL 133 (TB 133) Fire Retardant per yard	\$118	/yd.	GD1	Ratchet Ganging Device for Soft Seating	\$107	per pair
MB	Moisture Barrier (up to 60" overall width)	\$164	ea.	TABFB(-)	Fixed Blade Tablet (outside or inside, specify (L/R), shape A, B or C)	\$593	ea. tablet
WDL	Metal/Wood Legs	\$45	ea.	LAM5	Non-standard laminate (5 tablets or less)	\$554	ea. tablet
WDL-C	Chrome/Wood Legs	\$79	ea.	SST	Solid Surface Tablet Arm - add to tablet option	\$271	ea. tablet
PC	Polished Chrome Legs	\$45	ea.	SS5	Non-standard Solid Surface (5 tablets or less)	Call For Quote	
2FO	Two Fabric Option	\$131		ISB	Inset Back (Add to Standard Unit)	\$66	

DIMENSIONS	60° Inside Curve	60° Outside Curve
Seat Depth:	21"	21"
Seat Width:	33"	60"
Seat Height:	17"	17"
Overall Depth:	27"/31.5"	27"/31.5"
Overall Width:	33"/60"	33"/60"
Overall Height:	30"	30"
Qty./Wt.:	1 ea./58 lbs.	1 ea./68 lbs.


 INSIDE CURVE UNIT WITH  
 OPTIONAL METAL/WOOD LEGS

**MODEL / DESCRIPTION / LIST PRICING**

**1216** Inside 60° Curve (5 legs)

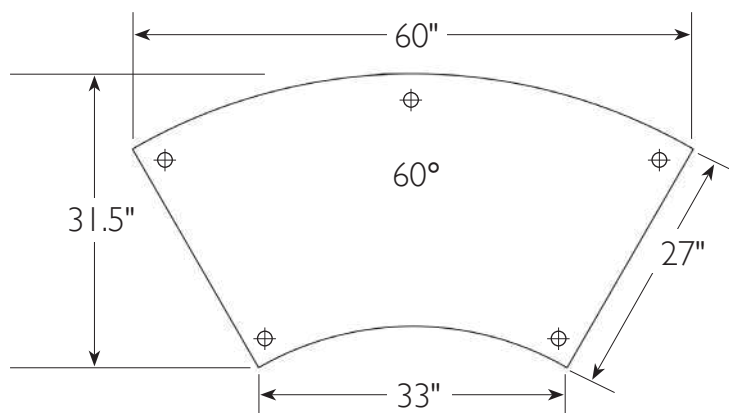
COM Yardage: Total: 7 Yds. / Back: 3 Yds. / Seat: 4 Yds.

COM	GR1	GR2	GR3	GR4	GR5	GR6	GR7	GR8	GR9	GR10	LEA
\$3113	\$3267	\$3416	\$3583	\$3736	\$3901	\$4068	\$4234	\$4402	\$4566	\$4735	\$4908


**1217** Outside 60° Curve (5 legs)

COM Yardage: Total: 6.5 Yds. / Back: 2.5 Yds. / Seat: 4 Yds.

COM	GR1	GR2	GR3	GR4	GR5	GR6	GR7	GR8	GR9	GR10	LEA
\$3288	\$3456	\$3607	\$3771	\$3921	\$4088	\$4253	\$4421	\$4587	\$4754	\$4919	\$5095


**OPTIONS**

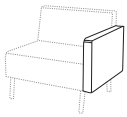
Add upcharge to list price and code to model number

FR	CAL 133 (TB 133) Fire Retardant per yard	\$118	/yd.	GD1	Ratchet Ganging Device for Soft Seating	\$107	per pair
MB	Moisture Barrier (up to 60" overall width)	\$164	ea.	TABFB(-)	Fixed Blade Tablet (outside or inside, specify (L/R), shape A, B or C)	\$593	ea. tablet
WDL	Metal/Wood Legs	\$45	ea.	LAM5	Non-standard laminate (5 tablets or less)	\$554	ea. tablet
WDL-C	Chrome/Wood Legs	\$79	ea.	SST	Solid Surface Tablet Arm - add to tablet option	\$271	ea. tablet
PC	Polished Chrome Legs	\$45	ea.	SS5	Non-standard Solid Surface (5 tablets or less)	Call For Quote	
2FO	Two Fabric Option	\$131		ISB	Inset Back (Add to Standard Unit)	\$66	

DIMENSIONS	Outside Slim Arm L/R	Center Slim Arm
Overall Depth:	27"	20"
Overall Width:	2.5"	2.5"
Arm Height:	24"	7"
Qty./Wt.:	1 ea./25 lbs.	1 ea./10 lbs.

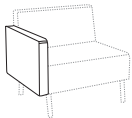


## MODEL / DESCRIPTION / LIST PRICING


**1259L** Left Outside Slim Arm

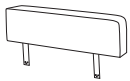
COM Yardage: Total: 1.5 Yds.

COM	GR1	GR2	GR3	GR4	GR5	GR6	GR7	GR8	GR9	GR10	LEA
\$411	\$441	\$459	\$476	\$495	\$514	\$536	\$557	\$577	\$603	\$626	\$740


**1259R** Right Outside Slim Arm

COM Yardage: Total: 1.5 Yds.

COM	GR1	GR2	GR3	GR4	GR5	GR6	GR7	GR8	GR9	GR10	LEA
\$411	\$441	\$459	\$476	\$495	\$514	\$536	\$557	\$577	\$603	\$626	\$740


**1259C** Center Slim Arm

COM Yardage: Total: 1 Yds.

COM	GR1	GR2	GR3	GR4	GR5	GR6	GR7	GR8	GR9	GR10	LEA
\$377	\$445	\$499	\$568	\$619	\$671	\$723	\$773	\$845	\$913	\$982	\$1137

## TABLET SHAPES

### Three Tablet Shapes::

Choose from the three shapes shown and specify; A, B or C and left or right (outside tablet) when ordering.

Example: TABF-(A) Left - this would be a fixed shape A tablet on the left side (when seated).

### Laminate Top: Tops are 3/4"

Tablet orders of 5 or less have 4 standard laminate colors:

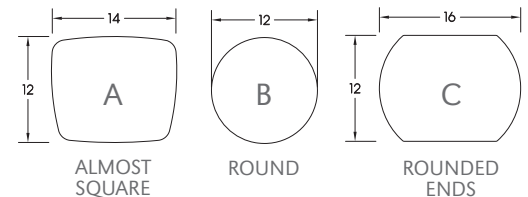
- Wilsonart Black 1595-60
- Wilsonart Montana Walnut 7110K-78
- Formica Brite White 459-58
- Nevamar Silver Alu Metalx MXT003

Edge: 6F Multi-Ply

### Solid Surface Top:

Tablet orders of 5 or less have 4 standard Corian colors:

- Bone
- Canyon
- Glacier White
- Silver Grey



## OPTIONS

Add upcharge to list price and code to model number

FR	CAL 133 (TB 133) Fire Retardant per yard	\$118	/yd.	TABR2-(L)	Removable Tablet (specify A, B or C both arm openings)	\$893	ea. tablet
WAC	Wood Arm Cap (Slim Arm)	\$116	each	LAM5	Non-standard laminate (5 tablets or less)	\$554	ea. tablet
PAC	Poly Arm Cap - Standard Black/Charcoal (Slim Arm)	\$89	each	SST	Solid Surface Tablet Arm - add to tablet option	\$271	ea. tablet
TAB-(L)	Swivel Tablet (specify A, B or C, left or right arm)	\$653	ea. tablet	SS5	Non-standard Solid Surface (5 tablets or less)	Call For Quote	
TABR1-(L)	Removable Tablet (specify A, B or C, left or right arm)	\$756	ea. tablet				

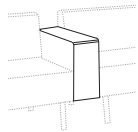
DIMENSIONS	Center Box Arm
Overall Depth:	27"
Overall Width:	8"
Arm Height:	24"
Qty./Wt.:	1 ea./25 lbs.

**Note:** Box arms are only available as center arms



CENTER BOX ARMS

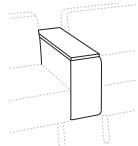
### MODEL / DESCRIPTION / LIST PRICING



**1260C** Box Arm

COM Yardage: Total: 2 Yds

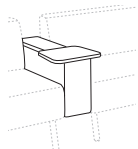
COM	GR1	GR2	GR3	GR4	GR5	GR6	GR7	GR8	GR9	GR10	LEA
\$502	\$571	\$623	\$692	\$745	\$796	\$848	\$899	\$967	\$1037	\$1106	\$1262



**1260W** Box Arm plus Table

COM Yardage: Total: 2 Yds

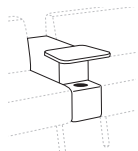
COM	GR1	GR2	GR3	GR4	GR5	GR6	GR7	GR8	GR9	GR10	LEA
\$1045	\$1113	\$1167	\$1235	\$1288	\$1338	\$1390	\$1443	\$1513	\$1581	\$1652	\$1806



**1260T** Box Arm plus Fixed Tablet

COM Yardage: Total: 2 Yds

COM	GR1	GR2	GR3	GR4	GR5	GR6	GR7	GR8	GR9	GR10	LEA
\$984	\$1053	\$1106	\$1175	\$1228	\$1280	\$1330	\$1383	\$1453	\$1520	\$1589	\$1745



**1260TC** Box Arm plus Fixed Tablet plus Cup Holder

COM Yardage: Total: 2 Yds

COM	GR1	GR2	GR3	GR4	GR5	GR6	GR7	GR8	GR9	GR10	LEA
\$1399	\$1469	\$1520	\$1589	\$1643	\$1693	\$1745	\$1798	\$1866	\$1937	\$2005	\$2162

#### Notes:

• Box arm pricing includes ganging

#### Laminate Top: Tops are 3/4"

Tablet orders of 5 or less have 4 standard laminate colors:

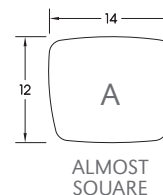
- Wilsonart Black 1595-60
- Wilsonart Montana Walnut 7110K-78
- Formica Brite White 459-58
- Nevamar Silver Alu Metalx MXT003

Edge: 6F Multi-Ply

#### Solid Surface Top:

Tablet orders of 5 or less have 4 standard Corian colors:

- Bone
- Canyon
- Glacier White
- Silver Grey



Box Arm Cap tablet available in Shape A only and is fixed

### OPTIONS

Add upcharge to list price and code to model number

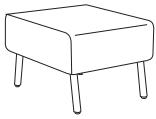
FR	CAL 133 (TB 133) Fire Retardant per yard	\$118	/yd.	LAM5	Non-standard laminate (5 tablets or less)	\$554	ea. tablet
BWAC	Wood Arm Cap (Box Arm)	\$307	ea.	SST	Solid Surface Tablet Arm - add to tablet option	\$271	ea. tablet
				SS5	Non-standard Solid Surface (5 tablets or less)		Call For Quote

DIMENSIONS	22" Straight	30" Straight	44" Straight
Seat Height:	17"	17"	17"
Overall Depth:	27"	27"	27"
Overall Width:	22"	30"	44"
Qty./Wt.:	1 ea./58 lbs.	1 ea./68 lbs.	1 ea./85 lbs.



44" BACKLESS STRAIGHT UNIT COMPLEMENTED WITH  
TRENO AND DIXON OCCASIONAL TABLES

## MODEL / DESCRIPTION / LIST PRICING



### 1226 22" W Backless Straight (4 Legs)

COM Yardage: Total: 2 Yds. / Sides: 1 Yds. / Top Front Rear 1 Yds.

COM	GR1	GR2	GR3	GR4	GR5	GR6	GR7	GR8	GR9	GR10	LEA
\$1620	\$1728	\$1832	\$1953	\$2061	\$2182	\$2302	\$2422	\$2544	\$2665	\$2784	\$2959



### 1228 30" W Backless Straight (4 Legs)

COM Yardage: Total: 2.75 Yds. / Sides: 1 Yds. / Top Front Rear 1.75 Yds.

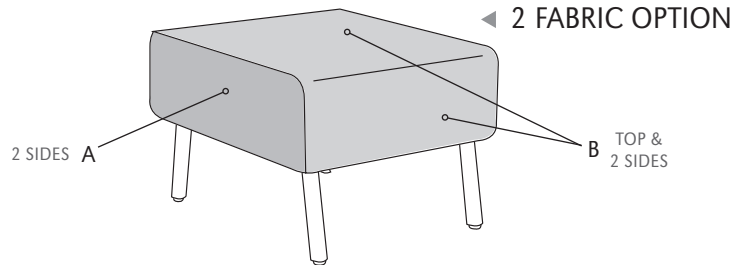
COM	GR1	GR2	GR3	GR4	GR5	GR6	GR7	GR8	GR9	GR10	LEA
\$1920	\$2103	\$2284	\$2466	\$2648	\$2827	\$3009	\$3192	\$3373	\$3555	\$3736	\$3911



### 1230 44" W Backless Straight (4 Legs)

COM Yardage: Total: 3 Yds. / Sides: 1 Yds. / Top Front Rear 2 Yds.

COM	GR1	GR2	GR3	GR4	GR5	GR6	GR7	GR8	GR9	GR10	LEA
\$2808	\$2990	\$3171	\$3353	\$3532	\$3715	\$3896	\$4078	\$4262	\$4441	\$4623	\$4796



## OPTIONS

Add upcharge to list price and code to model number

FR	CAL 133 (TB 133) Fire Retardant per yard	\$118	/yd.	GD1	Ratchet Ganging Device for Soft Seating	\$107	per pair
MB	Moisture Barrier (up to 60" overall width)	\$164	ea.	TABFB-(_)	Fixed Blade Tablet (outside or inside, specify (L/R), shape A, B or C)	\$593	ea. tablet
WDL	Metal/Wood Legs	\$45	ea.	LAM5	Non-standard laminate (5 tablets or less)	\$554	ea. tablet
WDL-C	Chrome/Wood Legs	\$79	ea.	SST	Solid Surface Tablet Arm - add to tablet option	\$271	ea. tablet
PC	Polished Chrome Legs	\$45	ea.	SS5	Non-standard Solid Surface (5 tablets or less)	Call For Quote	
2FO	Two Fabric Option	\$131					

DIMENSIONS	30° Curve	45° Curve	60° Curve
Seat Height:	17"	17"	17"
Overall Depth:	27"/28"	27"/29.5"	27"/31.5"
Overall Width:	17"/31"	25.25"/46"	33"/60"
Qty./Wt.:	1 ea./58 lbs.	1 ea./68 lbs.	1 ea./85 lbs.



30° BACKLESS CURVE UNIT

### MODEL / DESCRIPTION / LIST PRICING



#### 1232 30° Backless Curve (4 Legs)

COM Yardage: Total: 2.25 Yds. / Sdies: 1 Yds. / Top-Front-Rear: 1.25 Yds

COM	GR1	GR2	GR3	GR4	GR5	GR6	GR7	GR8	GR9	GR10	LEA
\$1700	\$1805	\$1913	\$2033	\$2137	\$2258	\$2380	\$2501	\$2623	\$2744	\$2863	\$3039



#### 1234 45° Backless Curve (4 Legs)

COM Yardage: Total: 3 Yds. / Sdies: 1 Yds. / Top-Front-Rear: 2 Yds

COM	GR1	GR2	GR3	GR4	GR5	GR6	GR7	GR8	GR9	GR10	LEA
\$2466	\$2572	\$2676	\$2798	\$2904	\$3024	\$3146	\$3267	\$3389	\$3508	\$3630	\$3804



#### 1236 60° Backless Curve (5 Legs)

COM Yardage: Total: 4.5 Yds. / Sdies: 1 Yds. / Top-Front-Rear: 3.5 Yds

COM	GR1	GR2	GR3	GR4	GR5	GR6	GR7	GR8	GR9	GR10	LEA
\$2637	\$2744	\$2850	\$2970	\$3077	\$3197	\$3319	\$3440	\$3561	\$3682	\$3802	\$3978

### OPTIONS

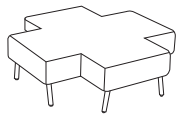
Add upcharge to list price and code to model number

FR	CAL 133 (TB 133) Fire Retardant per yard	\$118	/yd.	GD1	Ratchet Ganging Device for Soft Seating	\$107	per pair
MB	Moisture Barrier (up to 60" overall width)	\$164	ea.	TABFB(-)	Fixed Blade Tablet (outside or inside, specify (L/R), shape A, B or C)	\$593	ea. tablet
WDL	Metal/Wood Legs	\$45	ea.	LAM5	Non-standard laminate (5 tablets or less)	\$554	ea. tablet
WDL-C	Chrome/Wood Legs	\$79	ea.	SST	Solid Surface Tablet Arm - add to tablet option	\$271	ea. tablet
PC	Polished Chrome Legs	\$45	ea.	SS5	Non-standard Solid Surface (5 tablets or less)	Call For Quote	
2FO	Two Fabric Option	\$131					

DIMENSIONS	Quattro
Seat Height:	17"
Overall Depth:	54"
Overall Width:	54"
Overall Height:	17"
Seat Depth:	27"
Qty./Wt.:	1 ea./90 lbs.

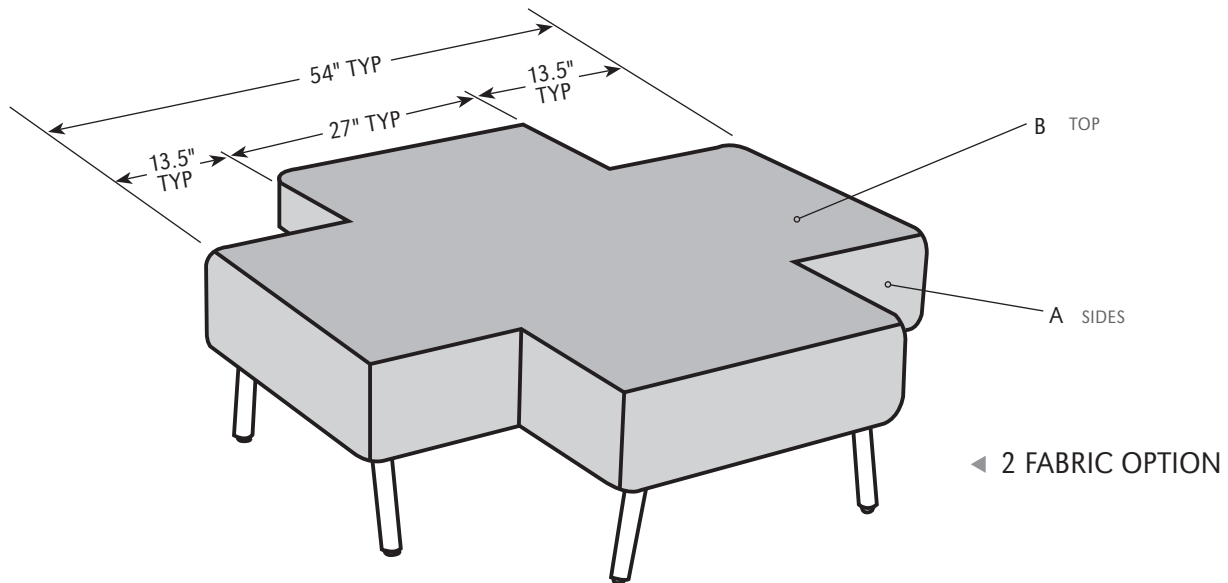


QUATTRO

**MODEL / DESCRIPTION / LIST PRICING**

**1225 Quattro (8 Legs)**

COM Yardage: Total: 6 Yds. / Top: 3 Yds. / Sides: 3 Yds.

COM	GR1	GR2	GR3	GR4	GR5	GR6	GR7	GR8	GR9	GR10	LEA
\$5546	\$5727	\$5909	\$6090	\$6272	\$6453	\$6635	\$6817	\$6997	\$7180	\$7360	\$7535


**OPTIONS**

Add upcharge to list price and code to model number

FR	CAL 133 (TB 133) Fire Retardant per yard	\$118	/yd.	GD1	Ratchet Ganging Device for Soft Seating	\$107	per pair
MB	Moisture Barrier (up to 60" overall width)	\$164	ea.	TABFB(-)	Fixed Blade Tablet (outside or inside, specify (L/R), shape A, B or C)	\$593	ea. tablet
WDL	Metal/Wood Legs	\$45	ea.	LAM5	Non-standard laminate (5 tablets or less)	\$554	ea. tablet
WDL-C	Chrome/Wood Legs	\$79	ea.	SST	Solid Surface Tablet Arm - add to tablet option	\$271	ea. tablet
PC	Polished Chrome Legs	\$45	ea.	SS5	Non-standard Solid Surface (5 tablets or less)	Call For Quote	
2FO	Two Fabric Option	\$131					

**Note:** Due to it's size, Moisture Barrier is priced at MB60 pricing.



## OPTIONS

- CODE: FR - CAL 133 (TB 133) Fire Retardant
- CODE: MB - Moisture Barrier (up to 60" overall width)
- CODE: MB60 - Moisture Barrier (over 60" overall width)
- CODE: PC - Polished Chrome Legs
- CODE: WDL - Metal/Wood Legs. (Specify powder coat and wood color)
- CODE: WDL-C - Chrome/Wood Legs. (Specify wood color)
- CODE: 2FO - Two Fabric Option
- CODE: 3FO - Three Fabric Option
- CODE: PAC-L - Poly Arm Caps
- CODE: WAC-L - Wood Arm Caps
- CODE: BWAC - Wood Arm Caps for Box Arm
- CODE: TAB( ) - Swivel Tablet (shape A, B or C, left or right arm)
- CODE: TABR1( ) - Removable Tablet (shape A, B or C, left or right arm)
- CODE: TABR2( ) - Removable Tablet (shape A, B or C, hardware both arms)
- CODE: LAM5 - Non-standard laminate for 5 or less tablets  
see options for upcharge
- CODE: SST - Solid Surface Tablet Arm
- CODE: SS5 - Non-standard Solid Surface top for 5 or less tablets

**Note:** Factory installed power/data available,  
see accessories online under the 'Products' tab.



SINGLE SEAT LOUNGE WITH OPTIONAL  
TABLET ARM AND METAL/WOOD LEGS



BARIATRIC LOUNGE

## TABLET SHAPES

### Three Tablet Shapes::

Choose from the three shapes shown and specify; A, B or C and left or right (outside tablet) when ordering.

Example: TABF-(A) Left - this would be a fixed shape A tablet on the left side (when seated).

### Laminate Top: Tops are 3/4"

Tablet orders of 5 or less have 4 standard laminate colors:

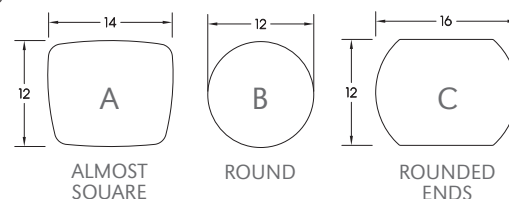
- Wilsonart Black 1595-60
- Wilsonart Montana Walnut 7110K-78
- Formica Brite White 459-58
- Nevamar Silver Alu Metalx MXT003

Edge: 6F Multi-Ply

### Solid Surface Top:

Tablet orders of 5 or less have 4 standard Corian colors:

- Bone
- Canyon
- Glacier White
- Silver Grey



DIMENSIONS	22" Straight	30" Straight	44" Straight
Seat Depth:	21"	21"	21"
Seat Width:	22"	30"	44"
Seat Height:	17"	17"	17"
Overall Depth:	27"	27"	27"
Overall Width:	27"	35"	49"
Overall Height:	30"	30"	30"
Qty./Wt.:	1 ea./75 lbs.	1 ea./90 lbs.	1 ea./110 lbs.



TWO SEAT LOUNGE

## MODEL / DESCRIPTION / LIST PRICING



### 1200L Single Seat Lounge

COM Yardage: Total: 5.5 Yds. / Back: 1.5 Yds. / Seat: 1.5 Yds. / Arms 2.5 Yds.


COM	GR1	GR2	GR3	GR4	GR5	GR6	GR7	GR8	GR9	GR10	LEA
\$3111	\$3294	\$3475	\$3657	\$3836	\$4019	\$4200	\$4382	\$4564	\$4744	\$4928	\$5102



### 1202L Bariatric Lounge

COM Yardage: Total: 6.5 Yds. / Back: 1.75 Yds. / Seat: 2.25 Yds. / Arms 2.5 Yds.

COM	GR1	GR2	GR3	GR4	GR5	GR6	GR7	GR8	GR9	GR10	LEA
\$4037	\$4267	\$4445	\$4626	\$4808	\$4990	\$5171	\$5354	\$5532	\$5717	\$5899	\$6071



### 1204L Two Seat Lounge

COM Yardage: Total: 7.5 Yds. / Back: 2.5 Yds. / Seat: 2.5 Yds. / Arms 2.5 Yds.

COM	GR1	GR2	GR3	GR4	GR5	GR6	GR7	GR8	GR9	GR10	LEA
\$4519	\$4744	\$4928	\$5108	\$5290	\$5471	\$5652	\$5833	\$6016	\$6196	\$6380	\$6553

## OPTIONS

Add upcharge to list price and code to model number

FR	CA133 Fire Retardant per yard	\$118	/yd.	3FO	Three Fabric Option	\$199	
MB	Moisture Barrier (up to 60" overall width)	\$164	ea.	TAB-( )	Swivel Tablet (specify A, B or C, left or right arm)	\$653	ea. tablet
PAC	Poly Arm Cap - Standard Black/Charcoal (Slim Arm)	\$89	ea.	TABR1-( )	Removable Tablet (specify A, B or C, left or right arm)	\$756	ea. tablet
WAC	Wood Arm Cap (Slim Arm)	\$116	ea.	TABR2-( )	Removable Tablet (specify A, B or C both arm openings)	\$893	ea. tablet
WDL	Metal/Wood Legs	\$45	ea.	LAM5	Non-standard laminate (5 tablets or less)	\$554	ea. tablet
WDL-C	Chrome/Wood Legs	\$79	ea.	SST	Solid Surface Tablet Arm - add to tablet option	\$271	ea. tablet
PC	Polished Chrome Legs	\$45	ea.	SS5	Non-standard Solid Surface (5 tablets or less)	Call For Quote	
2FO	Two Fabric Option	\$131					

DIMENSIONS	Single Hideout	Two Seat Hideout
Seat Depth:	20"	20"
Seat Width:	30"	44"
Seat Height:	17"	17"
Overall Depth:	28"	28"
Overall Width:	32"	46"
Overall Height:	48"	48"
Qty./Wt.:	1 ea./150 lbs.	1 ea./175 lbs.



TWO SEAT HIDEOUT WITH 22" BOLSTERS  
WOOD LEGS AND DIXON LAPTOP TABLE



HIDEOUT PROFILE VIEW

### MODEL / DESCRIPTION / LIST PRICING



#### 1222 Single Hideout (4 Legs)

COM Yardage: Seat: 2.75 Yds. / Back: 2 Yds.

Panels Total: 8 Yds. / Outside 4 Yds. / Inside 4 Yds.

COM	GR1	GR2	GR3	GR4	GR5	GR6	GR7	GR8	GR9	GR10	LEA
\$5382	\$5523	\$5674	\$5838	\$5987	\$6152	\$6318	\$6483	\$6650	\$6816	\$7015	\$7206

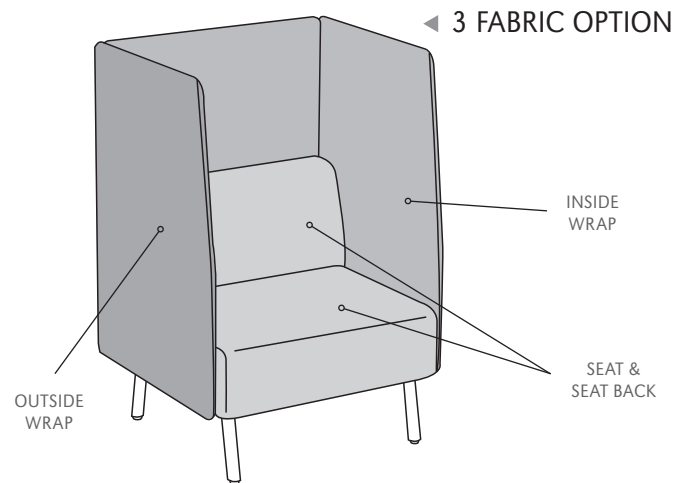
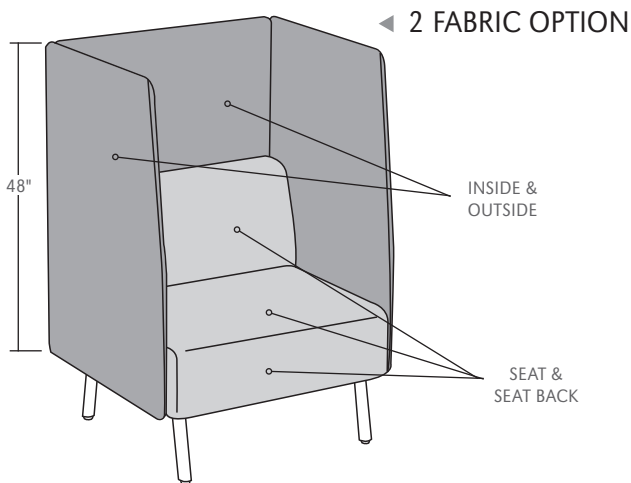


#### 1224 Two Seat Hideout (4 Legs)

COM Yardage: Seat: 3.75 Yds. / Back: 1.5 Yds.

Panels Total: 9 Yds. / Outside 4.5 Yds. / Inside 4.5 Yds.

COM	GR1	GR2	GR3	GR4	GR5	GR6	GR7	GR8	GR9	GR10	LEA
\$6662	\$6864	\$7061	\$7260	\$7458	\$7657	\$7858	\$8056	\$8254	\$8452	\$8652	\$8840



NOTE: 1.5" THICK FINISHED PANEL  
SHIPPED COMPLETELY ASSEMBLED

### OPTIONS

Add upcharge to list price and code to model number

FR	CAL 133 (TB 133) Fire Retardant per yard	\$118	/yd.	PC	Polished Chrome Legs	\$45	ea.
MB	Moisture Barrier (up to 60" overall width)	\$164	ea.	2FO	Two Fabric Option	\$131	
WDL	Metal/Wood Legs	\$45	ea.	3FO	Three Fabric Option	\$199	
WDL-C	Chrome/Wood Legs	\$79	ea.	GD1	Ratchet Ganging Device for Soft Seating	\$107	per pair

DIMENSIONS	Single Hideout	Two Seat Hideout
Seat Depth:	20"	20"
Seat Width:	30"	44"
Seat Height:	17"	17"
Arm Height:	24.5"	24.5"
Overall Depth:	28"	28"
Overall Width:	40"	54"
Overall Height:	48"	48"
Qty./Wt.:	1 ea./180 lbs.	1 ea./195 lbs.

#### Laminate Top Note:

- Tops are 3/4" laminate
- Std with edge 6F multi-exposed core



LAGUNA TWO SEAT HIDEOUT WITH BOX ARM  
AND OPTIONAL BOX ARM TABLE AND POWER

### MODEL / DESCRIPTION / LIST PRICING




#### 1222A-(L/R) Single Hideout w/Box Arm (4 Legs)

COM	GR1	GR2	GR3	GR4	GR5	GR6	GR7	GR8	GR9	GR10	LEA
\$6430	\$6553	\$6683	\$6827	\$6957	\$7102	\$7246	\$7391	\$7537	\$7682	\$7857	\$8022

COM Yardage: Seat: 2.25 Yds. / Back: 1.5 Yds. / Box Arms: 2 Yds.

Panels Total: 9 Yds. / Outside 4.5 Yds. / Inside 4.5 Yds.



#### 1224A-(L/R) Two Seat Hideout w/Box Arm (4 Legs)

COM	GR1	GR2	GR3	GR4	GR5	GR6	GR7	GR8	GR9	GR10	LEA
\$6979	\$7102	\$7233	\$7378	\$7508	\$7651	\$7797	\$7943	\$8086	\$8231	\$8405	\$8570

COM Yardage: Seat: 2.75 Yds. / Back: 2 Yds. / Box Arms: 2 Yds.

Panels Total: 10 Yds. / Outside 5 Yds. / Inside 5 Yds.

#### Hideout Box Arm Note:

When sitting, specify right or left arm.

### BOX ARM TABLE & ARTICULATING TABLET NOTES

#### Box Arm Table and Articulating Tablet orders of 5 or less:

##### Laminate Top: Tops are 3/4"

4 standard laminate colors:

- Wilsonart Black 1595-60
- Wilsonart Montana Walnut 7110K-78
- Formica Brite White 459-58
- Nevamar Silver Alu Metalx MXT003

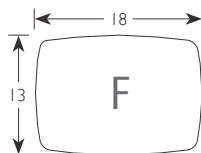
Edge: 6F Multi-Ply

##### Solid Surface Top:

Box Arm Table only - 4 standard Corian colors (solid surface):

- Bone
- Canyon
- Glacier White
- Silver Grey

Articulating tablet available  
in Shape F only  
(Solid surface not available)



ALMOST  
RECTANGLE



HIDEOUT BOX ARM SHOWN WITH TABLE AND ARTICULATING TABLET OPTIONS

### OPTIONS

Add upcharge to list price and code to model number

FR	CAL 133 (TB 133) Fire Retardant per yard	\$118	/yd.
MB	Moisture Barrier (up to 60" overall width)	\$164	ea.
WDL	Metal/Wood Legs	\$45	ea.
WDL-C	Chrome/Wood Legs	\$79	ea.
PC	Polished Chrome Legs	\$45	ea.
2FO	Two Fabric Option	\$131	
3FO	Three Fabric Option	\$199	
GD1	Ratchet Ganging Device for Soft Seating	\$107	per pair

BWAC	Wood Arm Cap (Box Arm)	\$307	ea.
LAM5	Non-standard laminate (5 tablets or less)	\$554	ea. tablet
SST	Solid Surface Table - add to table option	\$271	ea. tablet
SS5	Non-standard Solid Surface (5 tables or less)	Call For Quote	
HBA-L	Box Arm + Table	\$467	
HBA-T	Box Arm + Articulating Tablet	\$841	
HBA-LT	Box Arm + Table + Articulating Tablet	\$1346	

DIMENSIONS	22" Bolster	30" Bolster	44" Bolster	12"x20" Pillow	16"x16" Pillow
Overall Depth:	6"	6"	6"	4"	4"
Overall Width:	22"	30"	44"	20"	16"
Overall Height:	6"	6"	6"	12"	16"
Qty./Wt.:	1 ea./25 lbs.	1 ea./25 lbs.	1 ea./25 lbs.	1 ea./25 lbs.	1 ea./25 lbs.



LAGUNA TWO SEAT HIDEOUT WITH 44" BOLSTER

**MODEL / DESCRIPTION / LIST PRICING**

**1219-22 22" Round Bolster**

COM Yardage: Total: .75 Yds.

COM	GR1	GR2	GR3	GR4	GR5	GR6	GR7	GR8	GR9	GR10	LEA
\$436	\$469	\$486	\$506	\$528	\$549	\$571	\$596	\$616	\$638	\$669	\$788


**1219-30 30" Round Bolster**

COM Yardage: Total: 1 Yds.

COM	GR1	GR2	GR3	GR4	GR5	GR6	GR7	GR8	GR9	GR10	LEA
\$545	\$582	\$609	\$632	\$659	\$685	\$711	\$740	\$768	\$801	\$833	\$983


**1219-44 44" Round Bolster**

COM Yardage: Total: 1.5 Yds.

COM	GR1	GR2	GR3	GR4	GR5	GR6	GR7	GR8	GR9	GR10	LEA
\$697	\$747	\$773	\$806	\$838	\$870	\$907	\$942	\$981	\$1019	\$1059	\$1253


**1220 12" x 20" Rectangle Pillow**

COM Yardage: Total: .75 Yds.

COM	GR1	GR2	GR3	GR4	GR5	GR6	GR7	GR8	GR9	GR10	LEA
\$540	\$577	\$602	\$626	\$651	\$677	\$704	\$731	\$760	\$791	\$823	\$975


**1221 16" x 16" Square Pillow**

COM Yardage: Total: .75 Yds.

COM	GR1	GR2	GR3	GR4	GR5	GR6	GR7	GR8	GR9	GR10	LEA
\$574	\$612	\$636	\$664	\$690	\$718	\$748	\$774	\$807	\$838	\$873	\$1033

**OPTIONS**

Add upcharge to list price and code to model number

FR	CAL 133 (TB 133) Fire Retardant per yard	\$118	/yd.	MB	Moisture Barrier (up to 60" overall width)	\$164	ea.
----	------------------------------------------	-------	------	----	--------------------------------------------	-------	-----

DIMENSIONS	22" Straight	44" Straight	66" Straight
Overall Depth:	20"	20"	20"
Overall Width:	22"	44"	66"
Overall Height:	17"	17"	17"
Qty./Wt.:	1 ea./58 lbs.	1 ea./68 lbs.	1 ea./85 lbs.



44" BENCH

### MODEL / DESCRIPTION / LIST PRICING



#### 1254 22" W Straight Bench (4 Legs)

COM Yardage: Total: 2 Yds. / Sides: 1 Yds. / Top: 1 Yds.

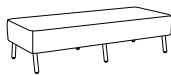
COM	GR1	GR2	GR3	GR4	GR5	GR6	GR7	GR8	GR9	GR10	LEA
\$1423	\$1527	\$1633	\$1754	\$1860	\$1982	\$2103	\$2223	\$2346	\$2466	\$2585	\$2758



#### 1256 44" W Straight Bench (4 Legs)

COM Yardage: Total: 3 Yds. / Sides: 1.5 Yds. / Top: 1.5 Yds.

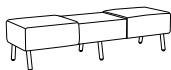
COM	GR1	GR2	GR3	GR4	GR5	GR6	GR7	GR8	GR9	GR10	LEA
\$2446	\$2627	\$2809	\$2991	\$3172	\$3354	\$3535	\$3717	\$3899	\$4079	\$4263	\$4435



#### 1258 66" W Straight Bench (6 Legs)

COM Yardage: Total: 4 Yds. / Sides: 2 Yds. / Top: 2 Yds.

COM	GR1	GR2	GR3	GR4	GR5	GR6	GR7	GR8	GR9	GR10	LEA
\$2856	\$3036	\$3218	\$3399	\$3581	\$3764	\$3944	\$4126	\$4308	\$4488	\$4669	\$4844



#### 1258T 66" W Straight Bench with Center **LAMINATE** Table (6 Legs)

COM Yardage: Total: 4 Yds. / Sides: 2 Yds. / Top: 2 Yds.

COM	GR1	GR2	GR3	GR4	GR5	GR6	GR7	GR8	GR9	GR10	LEA
\$3052	\$3233	\$3414	\$3597	\$3778	\$3960	\$4139	\$4321	\$4502	\$4685	\$4866	\$5040

#### 1258V 66" W Straight Bench with Center **VENEER** Table (6 Legs)

COM	GR1	GR2	GR3	GR4	GR5	GR6	GR7	GR8	GR9	GR10	LEA
\$3207	\$3389	\$3569	\$3749	\$3934	\$4113	\$4295	\$4476	\$4658	\$4839	\$5022	\$5195

### OPTIONS

Add upcharge to list price and code to model number

FR	CAL 133 (TB 133) Fire Retardant per yard	\$118	/yd.
MB	Moisture Barrier (up to 60" overall width)	\$164	ea.
MB60	Moisture Barrier -(over 60" overall width)	\$262	ea.
PC	Polished Chrome Legs	\$45	ea.

WDL	Metal/Wood Legs	\$45	ea.
WDL-C	Chrome/Wood Legs	\$79	ea.
2FO	Two Fabric Option	\$131	

DIMENSIONS	24" Dia Ottoman	30" Dia Ottoman	36" Dia Ottoman	42" Dia Ottoman
Overall Depth:	24"	30"	36"	42"
Overall Width:	24"	30"	36"	42"
Overall Height:	16"	16"	16"	16"
Qty./Wt.:	1 ea./20 lbs.	1 ea./29 lbs.	1 ea./42 lbs.	1 ea./59 lbs.



ROUND OTTOMAN 24" DIAMETER

**MODEL / DESCRIPTION / LIST PRICING**

**1238 24" Diameter Ottoman (4 Legs)**


COM Yardage: Total: 2.25 Yds. / Sides: 1.5 Yds. / Top: .75 Yds.

COM	GR1	GR2	GR3	GR4	GR5	GR6	GR7	GR8	GR9	GR10	LEA
\$1497	\$1679	\$1860	\$2043	\$2223	\$2405	\$2585	\$2770	\$2949	\$3130	\$3312	\$3486


**1240 30" Diameter Ottoman (4 Legs)**


COM Yardage: Total: 2.75 Yds. / Sides: 1.75 Yds. / Top: 1 Yds.

COM	GR1	GR2	GR3	GR4	GR5	GR6	GR7	GR8	GR9	GR10	LEA
\$1776	\$1956	\$2137	\$2320	\$2501	\$2684	\$2863	\$3044	\$3227	\$3409	\$3589	\$3765


**1242 36" Diameter Ottoman (4 Legs)**

COM Yardage: Total: 3.25 Yds. / Sides: 2 Yds. / Top: 1.25 Yds.

COM	GR1	GR2	GR3	GR4	GR5	GR6	GR7	GR8	GR9	GR10	LEA
\$1942	\$2122	\$2304	\$2487	\$2667	\$2850	\$3031	\$3211	\$3393	\$3575	\$3756	\$3932


**1244 42" Diameter Ottoman (5 Legs)**

COM Yardage: Total: 3.75 Yds. / Sides: 2.25 Yds. / Top: 1.5 Yds.

COM	GR1	GR2	GR3	GR4	GR5	GR6	GR7	GR8	GR9	GR10	LEA
\$2365	\$2547	\$2728	\$2910	\$3089	\$3274	\$3456	\$3634	\$3817	\$3999	\$4181	\$4355

**OPTIONS**

Add upcharge to list price and code to model number

FR	CAL 133 (TB 133) Fire Retardant per yard	\$118	/yd.
MB	Moisture Barrier (up to 60" overall width)	\$164	ea.
PC	Polished Chrome Legs	\$45	ea.

WDL	Metal/Wood Legs	\$45	ea.
WDL-C	Chrome/Wood Legs	\$79	ea.
2FO	Two Fabric Option	\$131	

DIMENSIONS	18" Dia Ottoman	24" Dia Ottoman	30" Dia Ottoman	36" Dia Ottoman	42" Dia Ottoman
Overall Depth:	18"	24"	30"	36"	42"
Overall Width:	18"	24"	30"	36"	42"
Overall Height:	16"	16"	16"	16"	16"
Qty./Wt.:	1 ea./14 lbs.	1 ea./22 lbs.	1 ea./35 lbs.	1 ea./51 lbs.	1 ea./69 lbs.

**Note:** glides are installed



ROUND OTTOMAN WITH  
OPTIONAL CASTERS

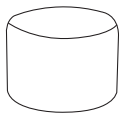
## MODEL / DESCRIPTION / LIST PRICING



### 1237NL 18" Diameter Ottoman No Legs (4 - 2" Casters Needed)

COM Yardage: Total: 2.25 Yds. / Top: .75 Yds. / Sides: 1.5 Yds.

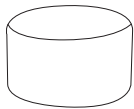
COM	GR1	GR2	GR3	GR4	GR5	GR6	GR7	GR8	GR9	GR10	LEA
\$1215	\$1397	\$1580	\$1759	\$1942	\$2122	\$2304	\$2487	\$2667	\$2850	\$3031	\$3206



### 1238NL 24" Diameter Ottoman No Legs (4 casters needed)

COM Yardage: Total: 2.25 Yds. / Top: .75 Yds. / Sides: 1.5 Yds.

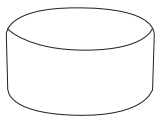
COM	GR1	GR2	GR3	GR4	GR5	GR6	GR7	GR8	GR9	GR10	LEA
\$1382	\$1564	\$1746	\$1926	\$2109	\$2291	\$2470	\$2653	\$2834	\$3016	\$3197	\$3372



### 1240NL 30" Diameter Ottoman No Legs (4 casters needed)

COM Yardage: Total: 2.75 Yds. / Top: 1 Yds. / Sides: 1.75 Yds.

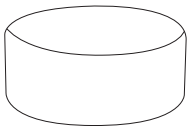
COM	GR1	GR2	GR3	GR4	GR5	GR6	GR7	GR8	GR9	GR10	LEA
\$1639	\$1822	\$2001	\$2184	\$2365	\$2547	\$2728	\$2910	\$3089	\$3274	\$3456	\$3628



### 1242NL 36" Diameter Ottoman No Legs (4 casters needed)

COM Yardage: Total: 4.25 Yds. / Top: 1.25 Yds. / Sides: 3 Yds.

COM	GR1	GR2	GR3	GR4	GR5	GR6	GR7	GR8	GR9	GR10	LEA
\$1793	\$1973	\$2156	\$2336	\$2519	\$2701	\$2880	\$3062	\$3244	\$3425	\$3608	\$3780



### 1244NL 42" Diameter Ottoman No Legs (5 casters needed)

COM Yardage: Total: 4.5 Yds. / Top: 1.5 Yds. / Sides: 3 Yds.

COM	GR1	GR2	GR3	GR4	GR5	GR6	GR7	GR8	GR9	GR10	LEA
\$2184	\$2365	\$2547	\$2728	\$2910	\$3089	\$3274	\$3456	\$3634	\$3817	\$3999	\$4171

## OPTIONS

Add upcharge to list price and code to model number

FR	CAL 133 (TB 133) Fire Retardant per yard	\$118	/yd.
MB	Moisture Barrier (up to 60" overall width)	\$164	ea.
2FO	Two Fabric Option	\$131	

CAS2	2" Locking Casters - Black (18" size Only)	\$28	ea.
CAS3	3" Locking Casters - Black (not available on 18" size)	\$34	ea.



## LAGUNA COLLECTION

### OTTOMANS ALMOST SQUARE WITH LEGS

DIMENSIONS	24" Square	30" Square	36" Square	42" Square
Overall Depth:	24"	30"	36"	42"
Overall Width:	24"	30"	36"	42"
Overall Height:	16"	16"	16"	16"
Qty./Wt.:	1 ea./24 lbs.	1 ea./37 lbs.	1 ea./54 lbs.	1 ea./75 lbs.



### MODEL / DESCRIPTION / LIST PRICING



#### 1246 24" Almost Square Ottoman (4 Legs)

COM Yardage: Total: 2 Yds. / Sides: 1 Yds. / Top: 1 Yds.

COM	GR1	GR2	GR3	GR4	GR5	GR6	GR7	GR8	GR9	GR10	LEA
\$1544	\$1723	\$1906	\$2086	\$2270	\$2449	\$2633	\$2813	\$2993	\$3174	\$3356	\$3530



#### 1248 30" Almost Square Ottoman (4 Legs)

COM Yardage: Total: 2.5 Yds. / Sides: 1.5 Yds. / Top: 1 Yds.

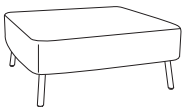
COM	GR1	GR2	GR3	GR4	GR5	GR6	GR7	GR8	GR9	GR10	LEA
\$1794	\$1976	\$2157	\$2338	\$2520	\$2702	\$2884	\$3063	\$3245	\$3430	\$3609	\$3782



#### 1250 36" Almost Square Ottoman (4 Legs)

COM Yardage: Total: 3 Yds. / Sides: 1.75 Yds. / Top: 1.25 Yds.

COM	GR1	GR2	GR3	GR4	GR5	GR6	GR7	GR8	GR9	GR10	LEA
\$1963	\$2144	\$2326	\$2506	\$2688	\$2869	\$3052	\$3233	\$3414	\$3597	\$3778	\$3949



#### 1252 42" Almost Square Ottoman (4 Legs)

COM Yardage: Total: 3.25 Yds. / Sides: 1.75 Yds. / Top: 1.5 Yds.

COM	GR1	GR2	GR3	GR4	GR5	GR6	GR7	GR8	GR9	GR10	LEA
\$2407	\$2589	\$2772	\$2952	\$3132	\$3314	\$3496	\$3679	\$3860	\$4040	\$4223	\$4397

### OPTIONS

Add upcharge to list price and code to model number

FR	CAL 133 (TB 133) Fire Retardant per yard	\$118	/yd.
MB	Moisture Barrier (up to 60" overall width)	\$164	ea.
PC	Polished Chrome Legs	\$45	ea.

WDL	Metal/Wood Legs	\$45	ea.
WDL-C	Chrome/Wood Legs	\$79	ea.
2FO	Two Fabric Option	\$131	

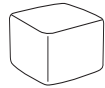
DIMENSIONS	18" Square	24" Square	30" Square	36" Square	42" Square	48" Square
Overall Depth:	18"	24"	30"	36"	42"	48"
Overall Width:	18"	24"	30"	36"	42"	48"
Overall Height:	16"	16"	16"	16"	16"	16"
Qty./Wt.:	1 ea./17 lbs.	1 ea./29 lbs.	1 ea./45 lbs.	1 ea./65 lbs.	1 ea./88 lbs.	1 ea./113 lbs.

**Note:** glides are installed



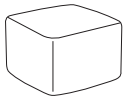
24" OTTOMAN WITH OPTIONAL  
TABLET ARMS & CASTERS

## MODEL / DESCRIPTION / LIST PRICING



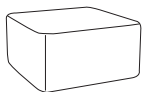
**1245NL** 18" Almost Square Ottoman No Legs (4 - 2" Casters Needed) COM Yardage: Total: 2.25 Yds. / Top: .75 Yds. / Sides: 1.5 Yds.

COM	GR1	GR2	GR3	GR4	GR5	GR6	GR7	GR8	GR9	GR10	LEA
\$1253	\$1434	\$1615	\$1798	\$1979	\$2161	\$2340	\$2523	\$2704	\$2886	\$3068	\$3242



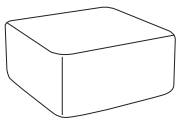
**1246NL** 24" Almost Square Ottoman No Legs (4 casters needed) COM Yardage: Total: 2.5 Yds. / Top: .75 Yds. / Sides: 1.75 Yds.

COM	GR1	GR2	GR3	GR4	GR5	GR6	GR7	GR8	GR9	GR10	LEA
\$1424	\$1606	\$1785	\$1967	\$2150	\$2331	\$2512	\$2694	\$2876	\$3058	\$3240	\$3411



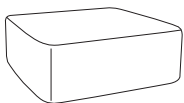
**1248NL** 30" Almost Square Ottoman No Legs (4 casters needed) COM Yardage: Total: 3.5 Yds. / Top: 1 Yds. / Sides: 2.5 Yds.

COM	GR1	GR2	GR3	GR4	GR5	GR6	GR7	GR8	GR9	GR10	LEA
\$1657	\$1835	\$2019	\$2200	\$2381	\$2563	\$2745	\$2924	\$3108	\$3289	\$3471	\$3644



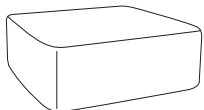
**1250NL** 36" Almost Square Ottoman No Legs (4 casters needed) COM Yardage: Total: 4 Yds. / Top: 1.25 Yds. / Sides: 2.75 Yds.

COM	GR1	GR2	GR3	GR4	GR5	GR6	GR7	GR8	GR9	GR10	LEA
\$1811	\$1994	\$2174	\$2356	\$2537	\$2719	\$2902	\$3082	\$3265	\$3444	\$3627	\$3800



**1252NL** 42" Almost Square Ottoman No Legs (4 casters needed) COM Yardage: Total: 4.5 Yds. / Top: 1.5 Yds. / Sides: 3 Yds.

COM	GR1	GR2	GR3	GR4	GR5	GR6	GR7	GR8	GR9	GR10	LEA
\$2222	\$2404	\$2584	\$2769	\$2947	\$3129	\$3311	\$3493	\$3674	\$3854	\$4035	\$4210



**1254NL** 48" Almost Square Ottoman No Legs (4 casters needed) COM Yardage: Total: 5.25 Yds. / Top: 1.75 Yds. / Sides: 3.5 Yds.

COM	GR1	GR2	GR3	GR4	GR5	GR6	GR7	GR8	GR9	GR10	LEA
\$2992	\$3152	\$3311	\$3468	\$3627	\$3787	\$3944	\$4103	\$4262	\$4419	\$4579	\$4730

## OPTIONS

Add upcharge to list price and code to model number

FR	CAL 133 (TB 133) Fire Retardant per yard	\$118	/yd.	TABFB(-)	Fixed Blade Tablet (outside or inside, specify (L/R), shape A, B or C)	\$593	ea. tablet
MB	Moisture Barrier (up to 60" overall width)	\$164	ea.	LAM5	Non-standard laminate (5 tablets or less)	\$554	ea. tablet
2FO	Two Fabric Option	\$128		SST	Solid Surface Tablet Arm - add to tablet option	\$271	
CAS2	2" Locking Casters - Black (18" size Only)	\$34	ea.	SS5	Non-standard Solid Surface (5 tablets or less)	Call For Quote	
CAS3	3" Locking Casters - Black (not available on 18" size)	\$34	ea.				

## LAGUNA COLLECTION

### OCCASIONAL TABLE ROUND WITH LEGS

DIMENSIONS	24" Dia	30" Dia	36" Dia	42" Dia
Overall Depth:	24"	30"	36"	42"
Overall Width:	24"	30"	36"	42"
Overall Height:	17"	17"	17"	17"
Qty./Wt.:	1 ea./20 lbs.	1 ea./29 lbs.	1 ea./42 lbs.	1 ea./59 lbs.

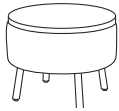


30" DIAMETER OCCASIONAL  
TABLE

#### Laminate Top Note:

- Tops are 3/4" laminate
- Std with 4B multi-exposed core

### MODEL / DESCRIPTION / LIST PRICING



#### 1238/T 24" Diameter Occasional Table (4 Legs)

COM Yardage: Total: 1.5 Yds.

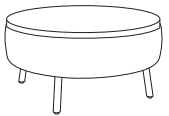
COM	GR1	GR2	GR3	GR4	GR5	GR6	GR7	GR8	GR9	GR10	LEA
\$2407	\$2580	\$2750	\$2924	\$3098	\$3271	\$3444	\$3615	\$3790	\$3962	\$4135	\$4301



#### 1240/T 30" Diameter Occasional Table (4 Legs)

COM Yardage: Total: 1.75 Yds.


COM	GR1	GR2	GR3	GR4	GR5	GR6	GR7	GR8	GR9	GR10	LEA
\$2870	\$3042	\$3214	\$3388	\$3562	\$3735	\$3906	\$4078	\$4253	\$4425	\$4598	\$4764



#### 1242/T 36" Diameter Occasional Table (4 Legs)

COM Yardage: Total: 2 Yds.

COM	GR1	GR2	GR3	GR4	GR5	GR6	GR7	GR8	GR9	GR10	LEA
\$3410	\$3584	\$3755	\$3929	\$4102	\$4275	\$4447	\$4621	\$4792	\$4966	\$5139	\$5304



#### 1244/T 42" Diameter Occasional Table (5 Legs)

COM Yardage: Total: 2.25 Yds.

COM	GR1	GR2	GR3	GR4	GR5	GR6	GR7	GR8	GR9	GR10	LEA
\$4308	\$4478	\$4652	\$4825	\$4999	\$5171	\$5343	\$5517	\$5690	\$5861	\$6035	\$6200

### OPTIONS

Add upcharge to list price and code to model number

FR	CAL 133 (TB 133) Fire Retardant per yard	\$118	/yd.
PC	Polished Chrome Legs	\$45	ea.

WDL	Metal/Wood Legs	\$45	ea.
WDL-C	Chrome/Wood Legs	\$79	ea.

DIMENSIONS	18" Dia	24" Dia	30" Dia	36" Dia	42" Dia
Overall Depth:	18"	24"	30"	36"	42"
Overall Width:	18"	24"	30"	36"	42"
Overall Height:	17"	17"	17"	17"	17"
Qty./Wt.:	1 ea./14 lbs.	1 ea./22 lbs.	1 ea./35 lbs.	1 ea./51 lbs.	1 ea./69 lbs.

#### Laminate Top Note:

- Tops are 3/4" laminate
- Std with 6F multi-exposed core

**Note:** glides are installed



ROUND OCCASIONAL TABLE  
WITH NO LEGS

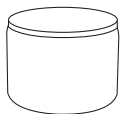
### MODEL / DESCRIPTION / LIST PRICING



#### 1237NL/T 18" Diameter Occasional Table No Legs (4 - 2" Casters Needed)

COM Yardage: Total: 1.5 Yds.

COM	GR1	GR2	GR3	GR4	GR5	GR6	GR7	GR8	GR9	GR10	LEA
\$2089	\$2262	\$2434	\$2607	\$2781	\$2953	\$3127	\$3298	\$3471	\$3644	\$3817	\$3981



#### 1238NL/T 24" Diameter Occasional Table No Legs (4 casters needed)

COM Yardage: Total: 2 Yds.

COM	GR1	GR2	GR3	GR4	GR5	GR6	GR7	GR8	GR9	GR10	LEA
\$2297	\$2470	\$2643	\$2815	\$2987	\$3162	\$3335	\$3506	\$3679	\$3852	\$4026	\$4191



#### 1240NL/T 30" Diameter Occasional Table No Legs (4 casters needed)

COM Yardage: Total: 2.25 Yds.

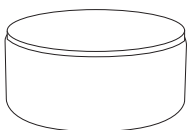
COM	GR1	GR2	GR3	GR4	GR5	GR6	GR7	GR8	GR9	GR10	LEA
\$2738	\$2913	\$3086	\$3258	\$3432	\$3604	\$3778	\$3949	\$4122	\$4296	\$4468	\$4634



#### 1242NL/T 36" Diameter Occasional Table No Legs (4 casters needed)

COM Yardage: Total: 2.5 Yds.

COM	GR1	GR2	GR3	GR4	GR5	GR6	GR7	GR8	GR9	GR10	LEA
\$3269	\$3441	\$3614	\$3787	\$3960	\$4131	\$4306	\$4478	\$4651	\$4824	\$4997	\$5161



#### 1244NL/T 42" Diameter Occasional Table No Legs (5 casters needed)

COM Yardage: Total: 3 Yds.

COM	GR1	GR2	GR3	GR4	GR5	GR6	GR7	GR8	GR9	GR10	LEA
\$4135	\$4308	\$4478	\$4652	\$4825	\$4999	\$5171	\$5343	\$5517	\$5690	\$5861	\$6029

### OPTIONS

Add upcharge to list price and code to model number

FR	CAL 133 (TB 133) Fire Retardant per yard	\$118	/yd.
----	------------------------------------------	-------	------

CAS2	2" Black Casters (18" size Only)	\$34	ea.
CAS3	3" Black Casters (not available on 18" size)	\$34	ea.

DIMENSIONS	24" Square	30" Square	36" Square	42" Square
Overall Depth:	24"	30"	36"	42"
Overall Width:	24"	30"	36"	42"
Overall Height:	17"	17"	17"	17"
Qty./Wt.:	1 ea./24 lbs.	1 ea./37 lbs.	1 ea./54 lbs.	1 ea./75 lbs.

#### Laminate Top Note:

- Tops are 3/4" laminate
- Std with 4B multi-exposed core



30" ALMOST SQUARE  
OCCASIONAL TABLE

### MODEL / DESCRIPTION / LIST PRICING



#### 1246/T 24" Almost Square Occasional Table (4 Legs)

COM Yardage: Total: 1 Yds.

COM	GR1	GR2	GR3	GR4	GR5	GR6	GR7	GR8	GR9	GR10	LEA
\$2507	\$2681	\$2853	\$3026	\$3198	\$3372	\$3544	\$3718	\$3892	\$4063	\$4236	\$4402



#### 1248/T 30" Almost Square Occasional Table (4 Legs)

COM Yardage: Total: 1.5 Yds.

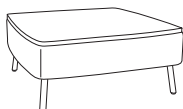
COM	GR1	GR2	GR3	GR4	GR5	GR6	GR7	GR8	GR9	GR10	LEA
\$2929	\$3103	\$3276	\$3448	\$3621	\$3793	\$3966	\$4139	\$4312	\$4484	\$4658	\$4824



#### 1250/T 36" Almost Square Occasional Table (4 Legs)

COM Yardage: Total: 1.75 Yds.

COM	GR1	GR2	GR3	GR4	GR5	GR6	GR7	GR8	GR9	GR10	LEA
\$3482	\$3654	\$3828	\$4000	\$4172	\$4347	\$4519	\$4693	\$4865	\$5036	\$5210	\$5375



#### 1252/T 42" Almost Square Occasional Table (4 Legs)

COM Yardage: Total: 1.75 Yds.

COM	GR1	GR2	GR3	GR4	GR5	GR6	GR7	GR8	GR9	GR10	LEA
\$4419	\$4590	\$4765	\$4937	\$5110	\$5283	\$5456	\$5630	\$5801	\$5974	\$6148	\$6312

### OPTIONS

Add upcharge to list price and code to model number

FR	CAL 133 (TB 133) Fire Retardant per yard	\$118	/yd.
PC	Polished Chrome Legs	\$45	ea.

WDL	Metal/Wood Legs	\$45	ea.
WDL-C	Chrome/Wood Legs	\$79	ea.

DIMENSIONS	18" Square	24" Square	30" Square	36" Square	42" Square
Overall Depth:	18"	24"	30"	36"	42"
Overall Width:	18"	24"	30"	36"	42"
Overall Height:	17"	17"	17"	17"	17"
Qty./Wt.:	1 ea./17 lbs.	1 ea./29 lbs.	1 ea./45 lbs.	1 ea./65 lbs.	1 ea./88 lbs.

#### Laminate Top Note:

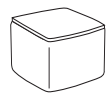
- Tops are 3/4" laminate
- Std with 6F multi-exposed core

**Note:** glides are installed



30" SQUARE OCCASIONAL TABLE  
WITH NO LEGS

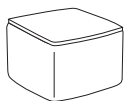
### MODEL / DESCRIPTION / LIST PRICING



#### 1245NL/T 18" Almost Square Occasional Table - No Legs (4 - 2" Casters Needed)

COM Yardage: Total: 1.5 Yds.

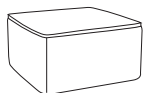
COM	GR1	GR2	GR3	GR4	GR5	GR6	GR7	GR8	GR9	GR10	LEA
\$2194	\$2367	\$2539	\$2712	\$2887	\$3059	\$3232	\$3404	\$3578	\$3750	\$3923	\$4088



#### 1246NL/T 24" Almost Square Occasional Table - No Legs (4 casters needed)

COM Yardage: Total: 1.75 Yds.

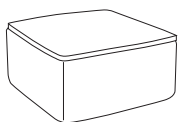
COM	GR1	GR2	GR3	GR4	GR5	GR6	GR7	GR8	GR9	GR10	LEA
\$2393	\$2566	\$2740	\$2912	\$3085	\$3258	\$3432	\$3605	\$3775	\$3949	\$4122	\$4287



#### 1248NL/T 30" Almost Square Occasional Table - No Legs (4 casters needed)

COM Yardage: Total: 2.5 Yds.

COM	GR1	GR2	GR3	GR4	GR5	GR6	GR7	GR8	GR9	GR10	LEA
\$2799	\$2971	\$3146	\$3318	\$3489	\$3662	\$3836	\$4008	\$4182	\$4354	\$4528	\$4692



#### 1250NL/T 36" Almost Square Occasional Table - No Legs (4 casters needed)

COM Yardage: Total: 2.75 Yds.

COM	GR1	GR2	GR3	GR4	GR5	GR6	GR7	GR8	GR9	GR10	LEA
\$3336	\$3511	\$3683	\$3856	\$4028	\$4201	\$4375	\$4547	\$4720	\$4893	\$5066	\$5231



#### 1252NL/T 42" Almost Square Occasional Table - No Legs (4 casters needed)

COM Yardage: Total: 3 Yds.

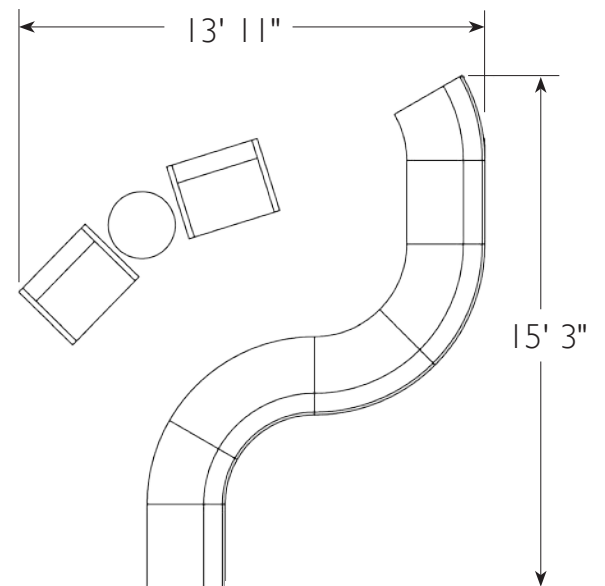
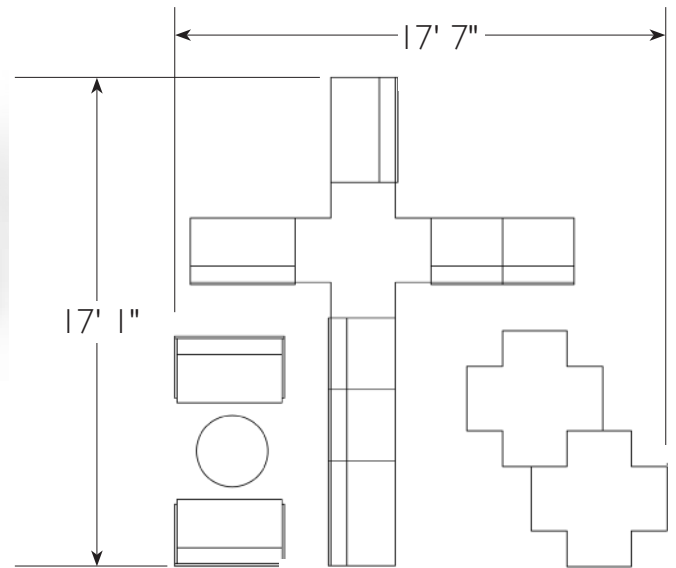

COM	GR1	GR2	GR3	GR4	GR5	GR6	GR7	GR8	GR9	GR10	LEA
\$4243	\$4415	\$4587	\$4762	\$4934	\$5106	\$5278	\$5451	\$5624	\$5798	\$5970	\$6136

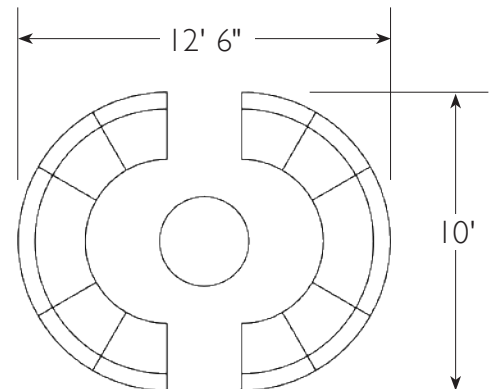
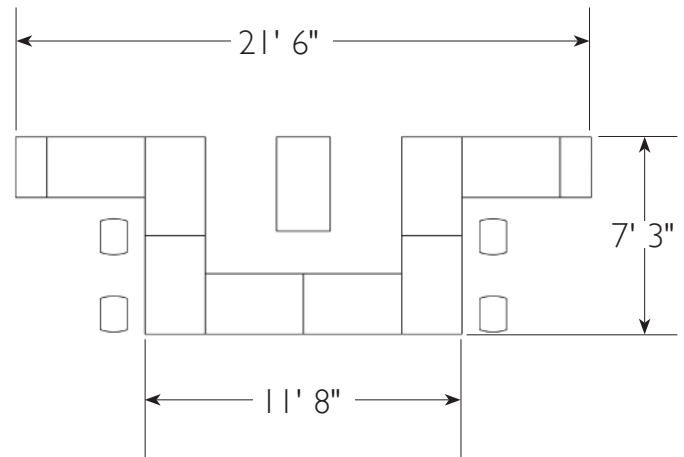

### OPTIONS

Add upcharge to list price and code to model number

FR	CAL 133 (TB 133) Fire Retardant per yard	\$118	/yd.
----	------------------------------------------	-------	------

CAS2	2" Black Casters (18" size Only)	\$34	ea.
CAS3	3" Black Casters (not available on 18" size)	\$34	ea.









**LIBRA**

The Libra Stool is available in three versions: upholstered swivel stool and upholstered stool with two back choices. A great product for any medical exam room. Libra stools offer three five-star base designs with casters and pneumatic height adjustment.



OPTIONAL 5-STAR SWIVEL WITH CASTERS,  
SHOWN WITH DEMI-BACK AND HIGH KIT

## ORDERING INFORMATION

### To Order Please Specify:

- |                 |                          |
|-----------------|--------------------------|
| 1) Series Name  | 4) Fabric Grade & Number |
| 2) Model Number | 5) Optional Items        |
| 3) Quantity     |                          |

## GENERAL SPECIFICATIONS

### Upholstery / Foam

Seat is upholstered over 4" high density foam in choice of vinyl, fabric, leather, crypton or COM.

### Frame Construction

For models with back:

- Pneumatic height adjustment.
- Spring back and height adjustment.
- Backrest adjusts in and out.

For backless models:

- Pneumatic height adjustment only.

### Base Details

**Standard 5-Star Swivel with Casters:** Standard Five-star base consists of impact resistant plastic with black carpet casters.

**5-Star Swivel Casters:** Arched 5-Star base is fully welded with polished chrome finish. 360° swivel polished aluminum construction with adjustable seat height with black carpet casters

### Chair Control

High kit features either an 8" or 10" extended piston with adjustable chrome foot ring.

### High Kit Seat Height Ranges

- 8-inch Piston: 23" - 30"
- 10-inch Piston: 24" - 33"
- Available in Black or Chrome.

## OPTIONS

- CODE: FR - CAL 133 (TB 133) Fire Retardant per yard
- CODE: MBC - Moisture Barrier Chair
- CODE: GC - Black Glides for 5 star base
- CODE: HK - High Kit - Specify 8" or 10" piston  
(not available on arched base)
- CODE: 2FO - Two Fabric Option
- CODE: PCS - 5-Star Polished Chrome Aluminum Base with Black Casters
- CODE: BFC - Black Hard Floor & Carpet Casters

## STANDARD BASE FINISHES

**Standard 5-Star Swivel with Casters:** Black Resistant Plastic

## OPTIONAL BASE FINISHES

**5-Star Swivel with Casters:** Polished Chrome

### BACK DESIGNS



DEMI-BACK



MEDIUM BACK

DIMENSIONS	Stool	Stool with Demi Back	Stool with Medium Back
Seat Width:	16"	16"	16"
Seat Height (Black base)	18.5"-23.5"	18.5"-23.5"	18.5"-23.5"
Seat Height (Chrome base)	18.5"-21"	18.5"-21"	18.5"-21"
Back Height (Black base)	-	30"-35"	32"-37"
Back Height (Chrome base)	-	30"-32.5"	32"-34.5"
Overall Width:	27"	27"	27"
Qty./Wt. per carton:	1 ea./17 lbs.	1 ea./17 lbs.	1 ea./17 lbs.



OPTIONAL 5-STAR SWIVEL  
WITH CASTERS



STANDARD 5-STAR SWIVEL WITH  
CASTERS, SHOWN WITH MEDIUM BACK

## MODEL / DESCRIPTION / LIST PRICING



**1835** Swivel Stool on five-star base

COM Yardage: 0.75 Yd

COM	GR1	GR2	GR3	GR4	GR5	GR6	GR7	GR8	GR9	GR10	LEA
\$537	\$573	\$597	\$622	\$646	\$672	\$697	\$727	\$755	\$785	\$815	\$966



**1835-D** Swivel Stool on five-star base - **Demi Back**

COM Yardage: Total: 1.25 Yds / Seat: 0.75 Yd / Back: 0.5 Yd

COM	GR1	GR2	GR3	GR4	GR5	GR6	GR7	GR8	GR9	GR10	LEA
\$655	\$703	\$730	\$759	\$790	\$822	\$854	\$889	\$924	\$962	\$999	\$1182



**1835-M** Swivel Stool on five-star base - **Medium Back**

COM Yardage: Total: 1.25 Yds / Seat: 0.75 Yd / Back: 0.5 Yd

COM	GR1	GR2	GR3	GR4	GR5	GR6	GR7	GR8	GR9	GR10	LEA
\$701	\$750	\$781	\$811	\$843	\$878	\$914	\$948	\$988	\$1027	\$1068	\$1264

## OPTIONS

Add upcharge to list price and code to model number

FR	CAL 133 (TB 133) Fire Retardant - per yd.	\$118	/yd.	HK	High Kit - Specify 8" or 10" piston	\$138	
MBC	Moisture Barrier Chair	\$84	ea.	PCS	Polished Chrome Aluminum Base with Black Casters	\$87	
2FO	Two Fabric Option	\$131		BFC	Black Hard Floor & Carpet Casters	\$44	per chair
GC	Black Glides for 5 star base	\$37					

**LOTUS**

The Lotus combines modern visual styling with the comfort of a lounge chair. Its bucket-style seat makes for a great design and sleek guest chair. It has generous dimensions, versatility and comfort and features a very strong single polypropylene shell available in several designer colors. Lotus also offers upholstered seat and back inserts and five distinct bases to fit any application. Available in models with metal legs, wood legs, sled base plane, 4-star swivel and 5-star swivel base with casters. The Lotus will look great in any office, reception area or lounge atmosphere.



4 LEG



BENTWOOD LEGS  
SHOWN WITH SEAT INSERT



4-STAR PLANE SWIVEL SHOWN  
WITH FULLY UPHOLSTERED SHELL



5-STAR SWIVEL BASE  
SHOWN WITH SEAT INSERT



SLED BASE STOOL

## ORDERING INFORMATION

### To Order Please Specify:

- |                 |                               |
|-----------------|-------------------------------|
| 1) Series Name  | 4) Optional Powder Coat Color |
| 2) Model Number | 5) Fabric Grade and Number    |
| 3) Quantity     | 6) Optional Items             |

CHAIRS	WEIGHT LIMIT
Metal Legs	350 lbs.

## STANDARD BASE FINISHES

**4-Leg Base:** Polished Chrome

**4-Star Plane Swivel Base:** Polished Chrome or Black Wrinkle Finish

**Sled Base:** Polished Chrome

**Bentwood Legs:** Standard Wood Stain

**5-Star Swivel Base:** Polished Aluminum

## OPTIONAL BASE FINISHES

**4-Leg Base:** Standard Powder Coat

**Sled Base:** Standard Powder Coat

## POLY SHELL COLORS



WHITE



HEATHER  
GRAY



BLACK

## GENERAL SPECIFICATIONS

### Base Details

**4-Leg Chair:** frame is fully welded. 3/4" diameter 14-gauge steel tubing with adjustable steel glides installed. 4-leg chair models stack 4 high.

**4-Leg Bar Stool:** frame is fully welded. 7/8" diameter 14-gauge steel tubing with adjustable steel glides installed.

**4-Star Plane Swivel Base:** 360° swivel, In polished cast aluminum, base has tapered ends and round corners with fixed plastic glides installed and glued floor felts.

**Sled Base Chair:** frames are made of .50" diameter, solid steel tubing with hand brazed welds. Clear plastic glides installed.

**Sled Base Bar Stool:** frames are made of .50" diameter, solid steel tubing with hand brazed welds. Clear plastic glides installed.

**Bentwood Legs:** 1-7/8" Beech wood that tapers down to 1-5/8", with felt pad.

**5-Star Swivel Base:** 360° swivel, polished aluminum construction with adjustable seat height on black carpet casters. High chair kit consists of an 8" or 10" extended piston (adjustable up and down) with an adjustable chrome foot ring.

### Chair Control

- Regular Swivel Chair – 16-3/4" – 22"
- Swivel
- Tilt & Lock
- Pneumatic Height Adjustment
- Tension Adjustment

## OPTIONS

- CODE: FR - CAL 133 (TB 133) Fire Retardant.
- CODE: MBC - Moisture Barrier Chair
- CODE: SF - Powder Coat Finish
- CODE: CH - Counter Height (24" seat height)
- CODE: SH - Special Height (22" Lowest Seat Height)
- CODE: HK - High Chair Kit - Specify 8" or 10" piston
- CODE: BFC - Black Hard Floor & Carpet Casters

CAST ALUMINUM 4-STAR PLANE SWIVEL BASE DETAIL



POLISHED CHROME FINISH



BLACK WRINKLE FINISH



STACKS 4 HIGH

DIMENSIONS	4-Leg Chair	4 Leg With Seat Insert	4 Leg With Seat and Back Insert	4 Leg With Fully Upholstered
Inside Width:	19.5"	19.5"	19.5"	19.5"
Seat Height:	17.5"	18"	18"	18"
Arm Height:	28"	28"	28"	28"
Overall Depth:	22.5"	22.5"	22.5"	22.5"
Overall Width:	23"	23"	23"	23"
Overall Height:	29"	29"	29"	29.5"
Qty./Wt. per carton:	1 ea./32 lbs.	1 ea./32 lbs.	1 ea./32 lbs.	1 ea./32 lbs.



4 LEG CHAIR

## MODEL / DESCRIPTION / LIST PRICING



### 7485 4 Legs in Polished Chrome

Chair  
\$499



### 7485-S 4 Legs with Seat Insert in Polished Chrome

COM Yardage: .75 Yards

COM	GR1	GR2	GR3	GR4	GR5	GR6	GR7	GR8	GR9	GR10	LEA
\$663	\$710	\$739	\$768	\$800	\$832	\$863	\$901	\$935	\$973	\$1011	\$1194



### 7485-SI 4 Legs with Seat and Back Insert in Polished Chrome

COM Yardage: .75 Yards

COM	GR1	GR2	GR3	GR4	GR5	GR6	GR7	GR8	GR9	GR10	LEA
\$760	\$814	\$846	\$880	\$915	\$951	\$990	\$1031	\$1070	\$1114	\$1158	\$1368



### 7485-U 4 Legs in Polished Chrome - Fully Upholstered

COM Yardage: 2.5 Yards

COM	GR1	GR2	GR3	GR4	GR5	GR6	GR7	GR8	GR9	GR10	LEA
\$976	\$1044	\$1087	\$1132	\$1175	\$1224	\$1272	\$1322	\$1377	\$1431	\$1489	\$1758

## OPTIONS

Add upcharge to list price and code to model number

FR	CAL 133 (TB 133) Fire Retardant per yard	\$118	/yd.
MBC	Moisture Barrier Chair	\$84	ea.

SF	Powder Coat Finish	\$63	
----	--------------------	------	--

DIMENSIONS	Bentwood Legs	4 Leg With Seat Insert	4 Leg With Seat and Back Insert	4 Leg With Fully Upholstered
Inside Width:	19.5"	19.5"	19.5"	19.5"
Seat Height:	17"	17.5"	17.5"	17.5"
Arm Height:	28"	28"	28"	28"
Overall Depth:	22.5"	22.5"	22.5"	22.5"
Overall Width:	23"	23"	23"	23"
Overall Height:	29"	29"	29"	29.5"
Qty./Wt. per carton:	1 ea./32 lbs.	1 ea./32 lbs.	1 ea./32 lbs.	1 ea./32 lbs.



BENTWOOD LEGS SHOWN  
WITH UPHOLSTERED SEAT

## MODEL / DESCRIPTION / LIST PRICING



### 7486 Bentwood Legs

Chair  
\$1007



### 7486-S Bentwood Legs with Seat Insert

COM Yardage: .75 Yards

COM	GR1	GR2	GR3	GR4	GR5	GR6	GR7	GR8	GR9	GR10	LEA
\$1171	\$1217	\$1248	\$1276	\$1306	\$1339	\$1372	\$1408	\$1442	\$1479	\$1518	\$1703



### 7486-SI Bentwood Legs with Seat and Back Insert

COM Yardage: .75 Yards

COM	GR1	GR2	GR3	GR4	GR5	GR6	GR7	GR8	GR9	GR10	LEA
\$1267	\$1321	\$1353	\$1387	\$1423	\$1460	\$1497	\$1539	\$1579	\$1622	\$1666	\$1875



### 7486-U Bentwood Legs - Fully Upholstered

COM Yardage: 2.5 Yards

COM	GR1	GR2	GR3	GR4	GR5	GR6	GR7	GR8	GR9	GR10	LEA
\$1484	\$1550	\$1593	\$1639	\$1681	\$1730	\$1780	\$1829	\$1884	\$1939	\$1996	\$2267

## OPTIONS

Add upcharge to list price and code to model number

FR	CAL 133 (TB 133) Fire Retardant per yard	\$118	/yd.
----	------------------------------------------	-------	------

MBC	Moisture Barrier Chair	\$84	ea.
-----	------------------------	------	-----

DIMENSIONS	Sled Base
Inside Width:	19.5"
Seat Height:	17.5"
Arm Height:	29"
Overall Depth:	22.5"
Overall Width:	23"
Overall Height:	30.5"
Qty./Wt. per carton:	1 ea./21 lbs.



SLED BASE SHOWN WITH  
UPHOLSTERED SEAT AND BACK INSERT

## MODEL / DESCRIPTION / LIST PRICING



### 7487 Sled Base in Polished Chrome

Chair  
\$520



### 7487-S Sled Base with Seat Insert in Polished Chrome

COM Yardage: .75 Yards

COM	GR1	GR2	GR3	GR4	GR5	GR6	GR7	GR8	GR9	GR10	LEA
\$683	\$730	\$759	\$789	\$822	\$854	\$888	\$924	\$959	\$1000	\$1040	\$1228



### 7487-SI Sled Base with Seat and Back Insert in Polished Chrome

COM Yardage: .75 Yards

COM	GR1	GR2	GR3	GR4	GR5	GR6	GR7	GR8	GR9	GR10	LEA
\$779	\$834	\$867	\$902	\$936	\$974	\$1012	\$1054	\$1096	\$1140	\$1187	\$1401



### 7487-U Sled Base in Polished Chrome - Fully Upholstered

COM Yardage: 2.5 Yards

COM	GR1	GR2	GR3	GR4	GR5	GR6	GR7	GR8	GR9	GR10	LEA
\$991	\$1061	\$1104	\$1147	\$1192	\$1240	\$1290	\$1344	\$1397	\$1452	\$1512	\$1785

## OPTIONS

Add upcharge to list price and code to model number

FR	CAL 133 (TB 133) Fire Retardant per yard	\$118	/yd.
MBC	Moisture Barrier Chair	\$84	ea.

SF	Powder Coat Finish	\$63	
----	--------------------	------	--

DIMENSIONS	Plane 4-Star
Inside Width:	19.5"
Seat Height:	18"
Arm Height:	29"
Overall Depth:	22.5"
Overall Width:	23"
Overall Height:	30.5"
Qty./Wt. per carton:	1 ea./32 lbs.



4-STAR PLANE SWIVEL  
IN CHROME

## MODEL / DESCRIPTION / LIST PRICING



### 7491 4-Star Plane Swivel in Polished Chrome

Chair  
\$801



### 7491-S 4-Star Plane Swivel with Seat Insert in Polished Chrome

COM Yardage: .75 Yards

COM	GR1	GR2	GR3	GR4	GR5	GR6	GR7	GR8	GR9	GR10	LEA
\$965	\$1033	\$1071	\$1115	\$1159	\$1207	\$1254	\$1304	\$1356	\$1413	\$1468	\$1735



### 7491-SI 4-Star Plane Swivel with Seat and Back Insert in Polished Chrome

COM Yardage: .75 Yards

COM	GR1	GR2	GR3	GR4	GR5	GR6	GR7	GR8	GR9	GR10	LEA
\$1060	\$1136	\$1181	\$1226	\$1276	\$1329	\$1381	\$1434	\$1494	\$1551	\$1615	\$1907



### 7491-U 4-Star Plane Swivel in Polished Chrome - Fully Upholstered

COM Yardage: 2.5 Yards

COM	GR1	GR2	GR3	GR4	GR5	GR6	GR7	GR8	GR9	GR10	LEA
\$1274	\$1362	\$1418	\$1472	\$1533	\$1594	\$1659	\$1724	\$1794	\$1866	\$1940	\$2292

## OPTIONS

Add upcharge to list price and code to model number

FR	CAL 133 (TB 133) Fire Retardant per yard	\$118	/yd.
----	------------------------------------------	-------	------

MBC	Moisture Barrier Chair	\$84	ea.
-----	------------------------	------	-----



DIMENSIONS	Plane 4-Star
Inside Width:	19.5"
Seat Height:	18"
Arm Height:	29"
Overall Depth:	22.5"
Overall Width:	23"
Overall Height:	30.5"
Qty./Wt. per carton:	1 ea./32 lbs.



4-STAR PLANE SWIVEL WITH BLACK BASE FINISH  
SHOWN WITH FULLY UPHOLSTERED SHELL

### MODEL / DESCRIPTION / LIST PRICING



#### 7492 4-Star Plane Black Swivel

Chair  
\$858



#### 7492-S 4-Star Plane Black Swivel with Seat Insert

COM Yardage: .75 Yards

COM	GR1	GR2	GR3	GR4	GR5	GR6	GR7	GR8	GR9	GR10	LEA
\$1020	\$1092	\$1137	\$1181	\$1228	\$1276	\$1330	\$1381	\$1437	\$1494	\$1553	\$1834



#### 7492-SI 4-Star Plane Black Swivel with Seat and Back Insert

COM Yardage: .75 Yards

COM	GR1	GR2	GR3	GR4	GR5	GR6	GR7	GR8	GR9	GR10	LEA
\$1116	\$1194	\$1243	\$1290	\$1344	\$1398	\$1452	\$1512	\$1572	\$1635	\$1702	\$2009



#### 7492-U 4-Star Plane Black Swivel - Fully Upholstered

COM Yardage: 2.5 Yards

COM	GR1	GR2	GR3	GR4	GR5	GR6	GR7	GR8	GR9	GR10	LEA
\$1333	\$1426	\$1484	\$1542	\$1603	\$1667	\$1735	\$1805	\$1877	\$1950	\$2031	\$2399

### OPTIONS

Add upcharge to list price and code to model number

FR	CAL 133 (TB 133) Fire Retardant per yard	\$118	/yd.
----	------------------------------------------	-------	------

MBC	Moisture Barrier Chair	\$84	ea.
-----	------------------------	------	-----

DIMENSIONS	5-Star Casters
Inside Width:	19.5"
Seat Height:	16.75"-21.75"
Arm Height:	28.75"-33.75"
Overall Depth:	22.5"
Overall Width:	23"
Overall Height:	29.75"-34.75"
Qty./Wt. per carton:	1 ea./32 lbs.



5-STAR SWIVEL WITH CASTERS  
SHOWN WITH SEAT INSERT



5-STAR SWIVEL WITH CASTERS HIGH KIT  
SHOWN WITH SEAT INSERT

## MODEL / DESCRIPTION / LIST PRICING



### 7493 5-Star Swivel with Casters

Chair  
\$709



### 7493-S 5-Star Swivel with Casters and Seat Insert

COM Yardage: .75 Yards

COM	GR1	GR2	GR3	GR4	GR5	GR6	GR7	GR8	GR9	GR10	LEA
\$871	\$932	\$971	\$1009	\$1051	\$1092	\$1136	\$1181	\$1228	\$1276	\$1329	\$1570



### 7493-SI 5-Star Swivel with Casters and Seat and Back Insert

COM Yardage: .75 Yards

COM	GR1	GR2	GR3	GR4	GR5	GR6	GR7	GR8	GR9	GR10	LEA
\$970	\$1036	\$1077	\$1121	\$1166	\$1212	\$1260	\$1311	\$1362	\$1418	\$1472	\$1742



### 7493-U 5-Star Swivel with Casters - Fully Upholstered

COM Yardage: 2.5 Yards

COM	GR1	GR2	GR3	GR4	GR5	GR6	GR7	GR8	GR9	GR10	LEA
\$1185	\$1268	\$1318	\$1371	\$1426	\$1484	\$1542	\$1603	\$1667	\$1735	\$1805	\$2131

## OPTIONS

Add upcharge to list price and code to model number

FR	CAL 133 (TB 133) Fire Retardant per yard	\$118	/yd.
MBC	Moisture Barrier Chair	\$84	ea.

HK	High Chair Kit - Specify 8" or 10" piston	\$138	
BFC	Black Hard Floor & Carpet Casters	\$44	per chair

DIMENSIONS	4-Leg Stool
Inside Width:	19.5"
Seat Height:	30"
Arm Height:	41.5"
Overall Depth:	23"
Overall Width:	23.5"
Overall Height:	43"
Qty./Wt. per carton:	1 ea./32 lbs.



4 LEG BAR STOOL SHOWN WITH UPHOLSTERED SEAT INSERT



4 LEG BAR STOOL FEATURES INSET REAR LEGS

## MODEL / DESCRIPTION / LIST PRICING



### 7495 4 Leg Stool in Polished Chrome

Stool  
\$590



### 7495-S 4 Leg Stool with Seat Insert in Polished Chrome

COM Yardage: .75 Yards

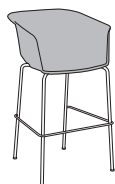
COM	GR1	GR2	GR3	GR4	GR5	GR6	GR7	GR8	GR9	GR10	LEA
\$709	\$758	\$789	\$820	\$852	\$887	\$923	\$958	\$999	\$1037	\$1081	\$1275



### 7495-SI 4 Leg Stool with Seat and Back Insert in Polished Chrome

COM Yardage: .75 Yards

COM	GR1	GR2	GR3	GR4	GR5	GR6	GR7	GR8	GR9	GR10	LEA
\$806	\$861	\$895	\$931	\$971	\$1009	\$1050	\$1089	\$1136	\$1180	\$1226	\$1449



### 7495-U 4 Leg Stool in Polished Chrome - Fully Upholstered

COM Yardage: 2.5 Yards

COM	GR1	GR2	GR3	GR4	GR5	GR6	GR7	GR8	GR9	GR10	LEA
\$1027	\$1099	\$1142	\$1189	\$1235	\$1286	\$1337	\$1390	\$1448	\$1504	\$1564	\$1849

## OPTIONS

Add upcharge to list price and code to model number

FR	CAL 133 (TB 133) Fire Retardant per yard	\$118	/yd.
MBC	Moisture Barrier Chair	\$84	ea.
SF	Powder Coat Finish (Stool)	\$76	

CH	Counter Height (24" seat height)	\$37	
SH	Specialty Height (22" Lowest Seat Height)	\$37	

DIMENSIONS	Sled Base Stool
Inside Width:	19.5"
Seat Height:	30"
Arm Height:	41.5"
Overall Depth:	23"
Overall Width:	24"
Overall Height:	43"
Qty./Wt. per carton:	1 ea./32 lbs.



SLED BASE BAR STOOL SHOWN WITH FULLY UPHOLSTERED SHELL



SLED BASE BAR STOOL OFFERS TAPERED REAR LEGS SHOWN WITH FULLY UPHOLSTERED SHELL

## MODEL / DESCRIPTION / LIST PRICING



### 7497 Sled Base Stool in Polished Chrome

Stool  
\$608



### 7497-S Sled Base Stool with Seat Insert in Polished Chrome

COM Yardage: .75 Yards

COM	GR1	GR2	GR3	GR4	GR5	GR6	GR7	GR8	GR9	GR10	LEA
\$768	\$822	\$854	\$888	\$924	\$959	\$1000	\$1040	\$1083	\$1124	\$1170	\$1382



### 7497-SI Sled Base Stool with Seat and Back Insert in Polished Chrome

COM Yardage: .75 Yards

COM	GR1	GR2	GR3	GR4	GR5	GR6	GR7	GR8	GR9	GR10	LEA
\$863	\$925	\$963	\$1001	\$1041	\$1084	\$1124	\$1170	\$1217	\$1267	\$1315	\$1555



### 7497-U Sled Base Stool in Polished Chrome - Fully Upholstered

COM Yardage: 2.5 Yards

COM	GR1	GR2	GR3	GR4	GR5	GR6	GR7	GR8	GR9	GR10	LEA
\$1044	\$1118	\$1165	\$1209	\$1258	\$1307	\$1361	\$1416	\$1471	\$1531	\$1593	\$1880

## OPTIONS

Add upcharge to list price and code to model number

FR	CAL 133 (TB 133) Fire Retardant per yard	\$118	/yd.
MBC	Moisture Barrier Chair	\$84	ea.

SF	Powder Coat Finish (Stool)	\$76	
----	----------------------------	------	--



### MALIBU TABLE OF CONTENTS

Malibu Specifications .....	2
Malibu Banquette Options .....	3
Malibu Banquette Pricing .....	4
Malibu Banquette Privacy Panel Pricing .....	7
Malibu Modular Options .....	8
Malibu Modular Pricing .....	9
Malibu Modular Privacy Panel Pricing .....	13
Malibu Modular Backless Units .....	16
Malibu Modular Individual Arms .....	19
Malibu Modular Shelving .....	21
Malibu Modular Configurations .....	22
Malibu Ottomans .....	24
Malibu Benches .....	26
Malibu Lounge Options .....	28
Malibu Lounge Pricing .....	29

**MALIBU**

The Malibu collection presents a variety of designs that offers a modern seating style and a clean tapered leg design, in wood or metal. The banquettes create a sleek dining setting and offers both a clean out option and privacy panels. The modular units offer straight and curved units with optional privacy panels, that can create unique configurations and can customize the look with three arm styles for in between or outside the units. The Malibu lounge has four styles including the straight arm, slope arm, metal quad arm and a laminate or veneer wrap. The ottomans come in many sizes and benches that include online tables, to accompany the rest of the collection in creating multiple touch-down spots for collaboration. Malibu is a versatile collection that will enhance any space or public environment.



BANQUETTE



MODULAR



MODULAR BACKLESS



OTTOMAN



LOUNGE

**ORDERING INFORMATION**

- |                             |                                  |
|-----------------------------|----------------------------------|
| 1) Series Name              | 5) Powder Coat Color for Legs    |
| 2) Model Number             | 6) Panel Laminate/Edge Selection |
| 3) Quantity                 | 7) Optional Items / Colors       |
| 4) Fabric Grade & Number(s) |                                  |

SOFT SEATING	WEIGHT LIMIT
1 Seat	500 lbs.
2 Seat	1000 lbs.
3 Seat	1500 lbs.

**STANDARD BASE FINISHES**

**Metal Legs:** Standard Powder Coat

**OPTIONAL BASE FINISHES**

**Wood Legs:** Standard Wood Stain

**Metal Legs:** Polished Chrome



STANDARD POWDERED COAT LEG

**GENERAL SPECIFICATIONS**

**Frame**

Frame assembly is constructed of multi-ply hardwood, with tongue and groove construction. No sag-springs are installed in seat & back along with interlocking helicoil springs to prevent sagging and provide additional lower back and seat support.

**Upholstery / Foam**

Malibu modular lounge is fully upholstered in your choice of fabric, vinyl, crypton, leather or Customers Own Material. ERG uses only water based glues and adhesives in all our upholstery process. Seat foam is bonded to all sides of hardwood frame. Seat cushions are 4" graded, high resiliency (H.R.) block foam with seat back 3" H.R. foam, covered entirely with special bonded polyester fiber to protect final upholstery.

**Base Details**

**Legs:** Tapered-triangular legs are formed and welded steel 8.5" tall. Legs are sandblasted prior to final powder coating in your choice of standard powder coat colors.

**Metal legs** – adjustable steel glides

**Wood legs** – Felt pads

**Note for Edge of privacy panels:**

- Straight panels: available with Standard 3MM PVC or laminate self edge. Select from any of our Standard 3MM PVC edges in solid or wood tone, no custom colors available.
- Curved panels: are only available with laminate self edge.
- Both straight and curved panels: when combining straight panels and curved panels, ONLY self edge is available.

## OPTIONS

- CODE: FR - CAL 133 (TB 133) Fire Retardant
- CODE: MB - Moisture Barrier (up to 60" overall width)
- CODE: MB60 - Moisture Barrier (over 60" overall width)
- CODE: MBB - Moisture Barrier - up to 60" width (Back-to-Back)
- CODE: MBB60 - Moisture Barrier - over to 60" width (Back-to-Back)
- CODE: PC - Polished Chrome Legs
- CODE: WOD - Solid Maple Wood Legs
- CODE: GD1 - Ratchet Ganging Device for Soft Seating
- CODE: GD2 - Flat Ganging Device for Soft Seating
- CODE: 2FO - Two Fabric Option
- CODE: CO - Clean Out (overall width up to 60")
- CODE: CO1 - Clean Out (overall width over 60")
- CODE: COB - Clean Out Back-to-Back (overall width up to 60")
- CODE: CO1B - Clean Out Back-to-Back (overall width over 60")
- CODE: FMG - Floor Mount Glide



OPTIONAL POLISHED CHROME LEGS



OPTIONAL WOOD LEGS



POWER/DATA

Note: Factory installed power/data available, see accessories online under the 'Products' tab.



TWO FABRIC OPTION



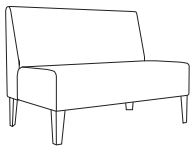
CLEAN OUT OPTION

DIMENSIONS	Straight Banquette
Seat Depth:	20"
Seat Height:	18"
Overall Depth:	27"
Overall Width:	48, 60, 72"
Overall Height:	33"
Qty./Wt.:	1 ea./150 lbs.



MALIBU 48" BANQUETTE


### MODEL / DESCRIPTION / LIST PRICING



#### 8500 48" Straight Banquette (4 legs)

COM Yardage: Total 7.0 Yds. / Back: 4 Yds. / Seat: 3.0 Yds.


COM	GR1	GR2	GR3	GR4	GR5	GR6	GR7	GR8	GR9	GR10	LEA
\$2941	\$3146	\$3272	\$3404	\$3540	\$3680	\$3827	\$3981	\$4138	\$4304	\$4476	\$5291



#### 8502 60" Straight Banquette (4 legs)

COM Yardage: Total 8.0 Yds. / Back: 4.5 Yds. / Seat: 3.5 Yds.

COM	GR1	GR2	GR3	GR4	GR5	GR6	GR7	GR8	GR9	GR10	LEA
\$3607	\$3859	\$4012	\$4170	\$4338	\$4514	\$4693	\$4880	\$5075	\$5277	\$5490	\$6487



#### 8504 72" Straight Banquette (6 legs)

COM Yardage: Total 8.5 Yds. / Back: 5 Yds. / Seat: 3.5 Yds.

COM	GR1	GR2	GR3	GR4	GR5	GR6	GR7	GR8	GR9	GR10	LEA
\$4325	\$4627	\$4817	\$5006	\$5206	\$5414	\$5632	\$5858	\$6094	\$6335	\$6589	\$7787

**Note:** When clean out and ganging are both requested, the flat ganging option must also be used.  
Corner units available on Page 11.

**Note:** Clean out option is only available when units are facing the same direction.

### OPTIONS

Add upcharge to list price and code to model number

FR	CAL 133 (TB 133) Fire Retardant per yard	\$118	/yd.
MB	Moisture Barrier (up to 60" overall width)	\$164	ea.
MB60	Moisture Barrier (over 60" overall width)	\$262	ea.
2FO	Two Fabric Option	\$131	per unit
GD1	Ratchet Ganging Device for Soft Seating	\$107	per pair
GD2	Flat Ganging Device for Soft Seating	\$107	per pair

FMG	Floor Mount Glide	\$29	ea.
PC	Polished Chrome Legs	\$45	ea.
WOD	Solid Maple Wood Legs	\$32	ea.
CO	Clean Out (overall width up to 60")	\$327	per unit
CO1	Clean Out (overall width over 60")	\$503	per unit



DIMENSIONS	Corner Square Back	Corner Curve Back
Seat Depth:	20"	20"
Seat Height:	18"	18"
Overall Depth:	28"	28"
Overall Width:	28"	28"
Overall Height:	33"	33"
Qty./Wt.:	1 ea./98 lbs.	1 ea./98 lbs.



CORNER – SQUARE BACK



CORNER – CURVE BACK

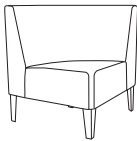
### MODEL / DESCRIPTION / LIST PRICING



#### 3924 Corner – **Square Back** (4 legs)

COM Yardage: Total: 6 Yds. / Back: 4.5 Yds. / Seat: 1.5 Yds.

COM	GR1	GR2	GR3	GR4	GR5	GR6	GR7	GR8	GR9	GR10	LEA
\$2752	\$2933	\$3098	\$3278	\$3442	\$3624	\$3804	\$3984	\$4165	\$4346	\$4527	\$4718



#### 3925 Corner – **Curve Back** (4 legs)

COM Yardage: Total: 6 Yds. / Back: 4.5 Yds. / Seat: 1.5 Yds.

COM	GR1	GR2	GR3	GR4	GR5	GR6	GR7	GR8	GR9	GR10	LEA
\$2585	\$2771	\$2936	\$3113	\$3279	\$3462	\$3644	\$3827	\$4007	\$4190	\$4372	\$4562

**Note:** Clean out option is only available when units are facing the same direction.

### OPTIONS

Add upcharge to list price and code to model number

FR	CAL 133 (TB 133) Fire Retardant per yard	\$118	/yd.	FMG	Floor Mount Glide	\$29	ea.
MB	Moisture Barrier (up to 60" overall width)	\$164	ea.	CO	Clean Out (overall width up to 60")	\$342	per unit
PC	Polished Chrome Legs	\$45	ea.	TABFB(-)	Fixed Blade Tablet (outside or inside, specify (L/R), shape A, B or C)	\$593	ea. tablet
WOD	Solid Maple Wood Legs	\$32	ea.	LAM5	Non-standard laminate (5 tablets or less)	\$554	ea. tablet
2FO	Two Fabric Option	\$131	per unit	SST	Solid Surface Tablet Arm - add to tablet option	\$271	ea. tablet
GD1	Ratchet Ganging Device for Soft Seating	\$107	per pair	SS5	Non-standard Solid Surface (5 tablets or less)	Call For Quote	
GD2	Flat Ganging Device for Soft Seating	\$107	per pair				

DIMENSIONS	Back-To-Back Banquette
Seat Depth:	20"
Seat Height:	18"
Overall Depth:	54"
Overall Width:	48, 60, 72"
Overall Height:	33"
Qty./Wt.:	1 ea./250 lbs.



MALIBU 72" BACK-TO-BACK BANQUETTE


### MODEL / DESCRIPTION / LIST PRICING



**8500-B** 48" Back-To-Back Banquette (6 legs)

COM Yardage: Total: 11 Yds. / Back: 6 Yds. / Seat: 5 Yds.

COM	GR1	GR2	GR3	GR4	GR5	GR6	GR7	GR8	GR9	GR10	LEA
\$5584	\$5977	\$6216	\$6465	\$6722	\$6994	\$7270	\$7563	\$7864	\$8180	\$8508	\$10055



**8502-B** 60" Back-To-Back Banquette (6 legs)

COM Yardage: Total: 13 Yds. / Back: 7 Yds. / Seat: 6 Yds.

COM	GR1	GR2	GR3	GR4	GR5	GR6	GR7	GR8	GR9	GR10	LEA
\$6851	\$7330	\$7623	\$7929	\$8243	\$8574	\$8918	\$9275	\$9647	\$10033	\$10433	\$12332




**8504-B** 72" Back-To-Back Banquette (8 legs)

COM Yardage: Total: 15 Yds. / Back: 8 Yds. / Seat: 7 Yds.

COM	GR1	GR2	GR3	GR4	GR5	GR6	GR7	GR8	GR9	GR10	LEA
\$8218	\$8795	\$9145	\$9512	\$9892	\$10289	\$10701	\$11127	\$11571	\$12037	\$12516	\$14793

**Note:** Clean out option is only available when units are facing the same direction.



**Note:** When clean out and ganging are both requested, the flat ganging option must also be used.



### OPTIONS

Add upcharge to list price and code to model number

FR	CAL 133 (TB 133) Fire Retardant per yard	\$118	/yd.
MBB	Moisture Barrier - up to 60" width (Back-to-Back)	\$327	ea.
MBB60	Moisture Barrier - over 60" width (Back-to-Back)	\$522	ea.
2FO	Two Fabric Option	\$131	per unit
GD1	Ratchet Ganging Device for Soft Seating	\$107	per pair
GD2	Flat Ganging Device for Soft Seating	\$107	per pair

FMG	Floor Mount Glide	\$29	ea.
PC	Polished Chrome Legs	\$45	ea.
WOD	Solid Maple Wood Legs	\$32	ea.
COB	Clean Out Back-to-Back (overall width up to 60")	\$654	per unit
CO1B	Clean Out Back-to-Back (overall width over 60")	\$1007	per unit

### OPTIONS


- CODE: FR - CAL 133 (TB 133) Fire Retardant
- CODE: MB - Moisture Barrier (up to 60" overall width)
- CODE: MB60 - Moisture Barrier (over 60" overall width)
- CODE: PC - Polished Chrome Legs
- CODE: WOD - Solid Maple Wood Legs
- CODE: 2FO - Two Fabric Option. When seat and base are upholstered in 2 different fabrics of your choice
- CODE: GD1 - Ratchet Ganging Device for Soft Seating
- CODE: GD2 - Flat Ganging Device for Soft Seating
- CODE: FMG - Floor Mount Glide
- CODE: CO - Clean Out (overall width up to 50")
- CODE: CO1 - Clean Out (overall width over 50")
- CODE: TABFB( ) - Fixed Blade Tablet  
(outside or inside, specify (L/R), shape A, B or C)
- CODE: TABR1( ) - Removable Swivel Tablet (laminated shape A, B or C specify left or right arm) \*not available on Slope or Quad Arm
- CODE: TABR2( ) - Removable Swivel Tablet (laminated shape A, B or C with opening for tablet on both arms) \*not available on Slope or Quad Arm
- CODE: SST - Solid Surface Tablet Arm
- CODE: LAM5 - Non-standard laminate for 5 or less tablets
- CODE: SS5 - Non-standard Solid Surface top. Call for quote



TWO FABRICS



LAMINATE TABLET OR SOLID SURFACE



CLEANOUT



POWER/DATA



WOOD LEGS



POLISHED CHROME

Note: Factory installed power/data available, see accessories online under the 'Products' tab.

### TABLET SHAPES

#### Three Tablet Shapes:

Choose from the three shapes shown and specify; A, B or C and left or right (outside tablet) when ordering.

Example: TABFB(A) Left - this would be a fixed shape A tablet on the left side (when seated).

#### Laminated Top: Tops are 3/4"

Tablet orders of 5 or less have 4 standard laminate colors:

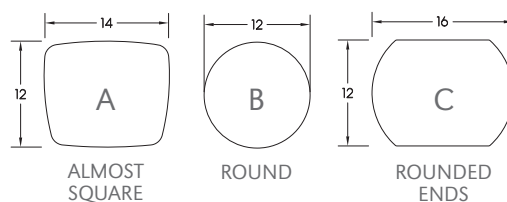
- Wilsonart Black 1595-60
- Wilsonart Montana Walnut 7110K-78
- Formica Brite White 459-58
- Nevamar Silver Alu Metalx MXT003

Edge: 6F Multi-Ply

#### Solid Surface Top:

Tablet orders of 5 or less have 4 standard Corian colors:

- Bone
- Canyon
- Glacier White
- Silver Grey



DIMENSIONS	22" Straight	30" Straight	44" Straight	66" Straight
Seat Depth:	20"	20"	20"	20"
Seat Height:	18"	18"	18"	18"
Overall Depth:	27"	27"	27"	27"
Overall Width:	22"	30"	44"	66"
Overall Height:	33"	33"	33"	33"
Qty./Wt.:	1 ea./26 lbs.	1 ea./33 lbs.	1 ea./56 lbs.	1 ea./61 lbs.



TWO SEAT STRAIGHT MODULAR UNIT WITH  
OPTIONAL BLADE TABLE AND SLOPE ARMS

## MODEL / DESCRIPTION / LIST PRICING



### 3912 22" Straight Module (4 Legs)

COM Yardage: Total: 3.5 Yds. / Back: 2 Yds. / Seat: 1.5 Yds.


COM	GR1	GR2	GR3	GR4	GR5	GR6	GR7	GR8	GR9	GR10	LEA
\$1686	\$1802	\$1920	\$2055	\$2173	\$2309	\$2443	\$2581	\$2714	\$2850	\$2987	\$3180



### 3913 30" Straight Module (4 Legs)

COM Yardage: Total: 4.5 Yds. / Back: 2 Yds. / Seat: 2.5 Yds.


COM	GR1	GR2	GR3	GR4	GR5	GR6	GR7	GR8	GR9	GR10	LEA
\$1947	\$2089	\$2241	\$2409	\$2558	\$2727	\$2894	\$3062	\$3230	\$3397	\$3599	\$3792



### 3914 44" Straight Module (4 Legs)

COM Yardage: Total: 7 Yds. / Back: 4 Yds. / Seat: 3 Yds.

COM	GR1	GR2	GR3	GR4	GR5	GR6	GR7	GR8	GR9	GR10	LEA
\$2695	\$2893	\$3089	\$3289	\$3488	\$3685	\$3883	\$4080	\$4278	\$4476	\$4673	\$4862



### 3915 66" Straight Module (6 Legs)

COM Yardage: Total: 8.5 Yds. / Back: 5 Yds. / Seat: 3.5 Yds.

COM	GR1	GR2	GR3	GR4	GR5	GR6	GR7	GR8	GR9	GR10	LEA
\$3966	\$4215	\$4462	\$4709	\$4956	\$5204	\$5449	\$5697	\$5945	\$6192	\$6438	\$6676

**Note:** Clean out option is only available when units are facing the same direction.

## OPTIONS

Add upcharge to list price and code to model number


FR	CAL 133 (TB 133) Fire Retardant per yard	\$118	/yd.	FMG	Floor Mount Glide	\$29	ea.
MB	Moisture Barrier (up to 60" overall width)	\$164	ea.	TABFB(-)	Fixed Blade Tablet (outside or inside, specify (L/R), shape A, B or C)	\$593	ea. tablet
MB60	Moisture Barrier (over 60" overall width)	\$262	ea.	LAM5	Non-standard laminate (5 tablets or less)	\$554	ea. tablet
PC	Polished Chrome Legs	\$45	ea.	SST	Solid Surface Tablet - add to tablet option	\$271	ea. tablet
WOD	Solid Maple Wood Legs	\$32	ea.	SS5	Non-standard Solid Surface (5 tablets or less)	Call For Quote	
2FO	Two Fabric Option	\$131	per unit	CO	Clean Out (overall width up to 60")	\$327	per unit
GD1	Ratchet Ganging Device for Soft Seating	\$107	per pair	CO1	Clean Out (overall width over 60")	\$503	per unit
GD2	Flat Ganging Device for Soft Seating	\$107	per pair				

DIMENSIONS	30° Curve Inside	45° Curve Inside	60° Curve Inside
Seat Depth:	20"	20"	20"
Seat Height:	18"	18"	18"
Overall Depth:	29"	31"	32"
Overall Width:	35"	52"	67"
Overall Height:	33"	33"	33"
Qty./Wt.:	1 ea./112 lbs.	1 ea./145 lbs.	1 ea./180 lbs.



INSIDE 45° CURVE UNIT


### MODEL / DESCRIPTION / LIST PRICING



#### 3917 Inside 30° Curve Module (4 legs)

COM Yardage: Total: 4.5 Yds. / Back: 2.5 Yds. / Seat: 2 Yds.


COM	GR1	GR2	GR3	GR4	GR5	GR6	GR7	GR8	GR9	GR10	LEA
\$1820	\$1938	\$2054	\$2189	\$2307	\$2443	\$2579	\$2712	\$2848	\$2981	\$3114	\$3309



#### 3918 Inside 45° Curve Module (4 legs)

COM Yardage: Total: 7 Yds. / Back: 4 Yds. / Seat: 3 Yds.

COM	GR1	GR2	GR3	GR4	GR5	GR6	GR7	GR8	GR9	GR10	LEA
\$2602	\$2769	\$2931	\$3111	\$3277	\$3460	\$3641	\$3824	\$4004	\$4187	\$4366	\$4557



#### 3919 Inside 60° Curve Module (5 legs)

COM Yardage: Total: 8 Yds. / Back: 4.5 Yds. / Seat: 3.5 Yds.

COM	GR1	GR2	GR3	GR4	GR5	GR6	GR7	GR8	GR9	GR10	LEA
\$3337	\$3498	\$3663	\$3845	\$4005	\$4187	\$4366	\$4548	\$4727	\$4909	\$5086	\$5276

**Note:** Clean out option is only available when units are facing the same direction.

### OPTIONS

Add upcharge to list price and code to model number

FR	CAL 133 (TB 133) Fire Retardant per yard	\$118	/yd.	FMG	Floor Mount Glide	\$29	ea.
MB	Moisture Barrier (up to 60" overall width)	\$164	ea.	TABFB-(L)	Fixed Blade Tablet (outside or inside, specify (L/R), shape A, B or C)	\$593	ea. tablet
MB60	Moisture Barrier (over 60" overall width)	\$262	ea.	LAM5	Non-standard laminate (5 tablets or less)	\$554	ea. tablet
PC	Polished Chrome Legs	\$45	ea.	SST	Solid Surface Tablet - add to tablet option	\$271	ea. tablet
WOD	Solid Maple Wood Legs	\$32	ea.	SS5	Non-standard Solid Surface (5 tablets or less)	Call For Quote	
2FO	Two Fabric Option	\$131	per unit	CO	Clean Out (overall width up to 60")	\$327	per unit
GD1	Ratchet Ganging Device for Soft Seating	\$107	per pair	CO1	Clean Out (overall width over 60")	\$503	per unit
GD2	Flat Ganging Device for Soft Seating	\$107	per pair				

DIMENSIONS	20° Curve Outside	30° Curve Outside	45° Curve Outside	60° Curve Outside
Seat Depth:	20"	20"	20"	20"
Seat Height:	18"	18"	18"	18"
Overall Depth:	27"	29"	31"	32"
Overall Width:	23"	35"	52"	67"
Overall Height:	33"	33"	33"	33"
Qty./Wt.:	1 ea./62 lbs.	1 ea./78 lbs.	1 ea./98 lbs.	1 ea./140 lbs.



OUTSIDE 45° CURVE UNIT

### MODEL / DESCRIPTION / LIST PRICING



#### 3920 Outside 20° Curve Module (4 legs)

COM Yardage: Total: 4.25 Yds. / Back: 2 Yds. / Seat: 2.25 Yds.

COM	GR1	GR2	GR3	GR4	GR5	GR6	GR7	GR8	GR9	GR10	LEA
\$1894	\$2029	\$2145	\$2281	\$2398	\$2532	\$2666	\$2800	\$2936	\$3069	\$3202	\$3396



#### 3921 Outside 30° Curve Module (4 legs)

COM Yardage: Total: 4.75 Yds. / Back: 2.25 Yds. / Seat: 2.5 Yds.


COM	GR1	GR2	GR3	GR4	GR5	GR6	GR7	GR8	GR9	GR10	LEA
\$2016	\$2150	\$2268	\$2401	\$2518	\$2651	\$2783	\$2919	\$3052	\$3188	\$3321	\$3514



#### 3922 Outside 45° Curve Module (4 legs)

COM Yardage: Total: 5.25 Yds. / Back: 2.5 Yds. / Seat: 2.75 Yds.

COM	GR1	GR2	GR3	GR4	GR5	GR6	GR7	GR8	GR9	GR10	LEA
\$2889	\$3054	\$3218	\$3397	\$3563	\$3745	\$3923	\$4105	\$4288	\$4469	\$4650	\$4838



#### 3923 Outside 60° Curve Module (5 legs)

COM Yardage: Total: 7.5 Yds. / Back: 3 Yds. / Seat: 4.5 Yds.

COM	GR1	GR2	GR3	GR4	GR5	GR6	GR7	GR8	GR9	GR10	LEA
\$3415	\$3598	\$3763	\$3939	\$4104	\$4285	\$4465	\$4644	\$4824	\$5005	\$5186	\$5373

**Note:** Clean out option is only available when units are facing the same direction.

### OPTIONS

Add upcharge to list price and code to model number

FR	CAL 133 (TB 133) Fire Retardant per yard	\$118	/yd.	FMG	Floor Mount Glide	\$29	ea.
MB	Moisture Barrier (up to 60" overall width)	\$164	ea.	TABFB(-)	Fixed Blade Tablet (outside or inside, specify (L/R), shape A, B or C)	\$593	ea. tablet
MB60	Moisture Barrier (over 60" overall width)	\$262	ea.	LAM5	Non-standard laminate (5 tablets or less)	\$554	ea. tablet
PC	Polished Chrome Legs	\$45	ea.	SST	Solid Surface Tablet Arm - add to tablet option	\$271	ea. tablet
WOD	Solid Maple Wood Legs	\$32	ea.	SS5	Non-standard Solid Surface (5 tablets or less)	Call For Quote	
2FO	Two Fabric Option	\$131	per unit	CO	Clean Out (overall width up to 50")	\$327	per unit
GD1	Ratchet Ganging Device for Soft Seating	\$107	per pair	CO1	Clean Out (overall width over 50")	\$503	per unit
GD2	Flat Ganging Device for Soft Seating	\$107	per pair				

DIMENSIONS	Corner Square Back	Corner Curve Back
Seat Depth:	20"	20"
Seat Height:	18"	18"
Overall Depth:	27"	27"
Overall Width:	28"	28"
Overall Height:	33"	33"
Qty./Wt.:	1 ea./98 lbs.	1 ea./98 lbs.



CORNER - SQUARE BACK



CORNER - CURVE BACK


### MODEL / DESCRIPTION / LIST PRICING



#### 3924 Corner - **Square Back** (4 legs)

COM Yardage: Total: 6 Yds. / Back: 4.5 Yds. / Seat: 1.5 Yds.

COM	GR1	GR2	GR3	GR4	GR5	GR6	GR7	GR8	GR9	GR10	LEA
\$2752	\$2933	\$3098	\$3278	\$3442	\$3624	\$3804	\$3984	\$4165	\$4346	\$4527	\$4718



#### 3925 Corner - **Curve Back** (4 legs)

COM Yardage: Total: 6 Yds. / Back: 4.5 Yds. / Seat: 1.5 Yds.

COM	GR1	GR2	GR3	GR4	GR5	GR6	GR7	GR8	GR9	GR10	LEA
\$2585	\$2771	\$2936	\$3113	\$3279	\$3462	\$3644	\$3827	\$4007	\$4190	\$4372	\$4562

**Note:** Clean out option is only available when units are facing the same direction.

### OPTIONS

Add upcharge to list price and code to model number

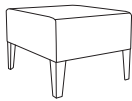
FR	CAL 133 (TB 133) Fire Retardant per yard	\$118	/yd.	FMG	Floor Mount Glide	\$29	ea.
MB	Moisture Barrier (up to 60" overall width)	\$164	ea.	CO	Clean Out (overall width up to 60")	\$342	per unit
PC	Polished Chrome Legs	\$45	ea.	TABFB(-)	Fixed Blade Tablet (outside or inside, specify (L/R), shape A, B or C)	\$593	ea. tablet
WOD	Solid Maple Wood Legs	\$32	ea.	LAM5	Non-standard laminate (5 tablets or less)	\$554	ea. tablet
2FO	Two Fabric Option	\$131	per unit	SST	Solid Surface Tablet Arm - add to tablet option	\$271	ea. tablet
GD1	Ratchet Ganging Device for Soft Seating	\$107	per pair	SS5	Non-standard Solid Surface (5 tablets or less)	Call For Quote	
GD2	Flat Ganging Device for Soft Seating	\$107	per pair				

DIMENSIONS	Single Seat	Bariatric Backless	Two Seat Backless	Three Seat Backless
Overall Depth:	27"	27"	27"	27"
Overall Width:	22"	30"	44"	66"
Seat Height:	18"	18"	18"	18"
Qty./Wt.:	1 ea./44 lbs.	1 ea./65 lbs.	1 ea./89 lbs.	1 ea./115 lbs.



TWO SEAT 44" BACKLESS MODULAR UNIT

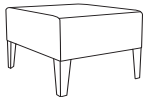
### MODEL / DESCRIPTION / LIST PRICING



**3926** Single Seat 22" Backless Modular Unit (4 legs)

COM Yardage: Total: 2.25 Yds. / Sides: 1.25 Yds. / Top: 1 Yds.

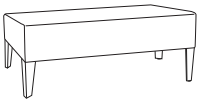
COM	GR1	GR2	GR3	GR4	GR5	GR6	GR7	GR8	GR9	GR10	LEA
\$1519	\$1714	\$1913	\$2109	\$2303	\$2500	\$2696	\$2893	\$3087	\$3283	\$3482	\$3670



**3927** Bariatric 30" Backless Modular Unit (4 legs)

COM Yardage: Total: 2.75 Yds. / Sides: 1.5 Yds. / Top: 1.25 Yds.

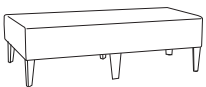
COM	GR1	GR2	GR3	GR4	GR5	GR6	GR7	GR8	GR9	GR10	LEA
\$1884	\$2081	\$2278	\$2474	\$2668	\$2866	\$3062	\$3258	\$3457	\$3651	\$3849	\$4034



**3928** Two Seat 44" Backless Modular Unit (4 legs)

COM Yardage: Total: 3.25 Yds. / Sides: 1.75 Yds. / Top: 1.5 Yds.

COM	GR1	GR2	GR3	GR4	GR5	GR6	GR7	GR8	GR9	GR10	LEA
\$2702	\$2897	\$3094	\$3289	\$3486	\$3683	\$3878	\$4074	\$4271	\$4468	\$4665	\$4850



**3929** Three Seat 66" Backless Modular Unit (6 legs)

COM Yardage: Total: 4.5 Yds. / Sides: 2.5 Yds. / Top: 2 Yds.

COM	GR1	GR2	GR3	GR4	GR5	GR6	GR7	GR8	GR9	GR10	LEA
\$3106	\$3304	\$3497	\$3695	\$3892	\$4087	\$4285	\$4479	\$4676	\$4873	\$5070	\$5258

### OPTIONS

Add upcharge to list price and code to model number

FR	CAL 133 (TB 133) Fire Retardant per yard	\$118	/yd.
MB	Moisture Barrier (up to 60" overall width)	\$164	ea.
MB60	Moisture Barrier (over 60" overall width)	\$262	ea.
PC	Polished Chrome Legs	\$45	ea.
WOD	Solid Maple Wood Legs	\$32	ea.
2FO	Two Fabric Option	\$131	per unit
GD1	Ratchet Ganging Device for Soft Seating	\$107	per pair
GD2	Flat Ganging Device for Soft Seating	\$107	per pair

FMG	Floor Mount Glide	\$29	ea.
TABFB(-)	Fixed Blade Tablet (outside or inside, specify (L/R), shape A, B or C)	\$593	ea. tablet
LAM5	Non-standard laminate (5 tablets or less)	\$554	ea. tablet
SST	Solid Surface Tablet Arm - add to tablet option	\$271	ea. tablet
SS5	Non-standard Solid Surface (5 tablets or less)	Call For Quote	



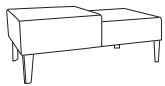
DIMENSIONS	Two Unit / Side Table	Three Unit / Online Table
Overall Depth:	27"	27"
Overall Width:	44"	66"
Seat Height:	18"	18"
Table Height:	16"	16"
Qty./Wt.:	1 ea./44 lbs.	1 ea./115 lbs.



66" BACKLESS MODULAR WITH ONLINE TABLE,  
SHOWN WITH 44" STRAIGHT MODULE

L - LAMINATE  
W - WOOD VENEER

## MODEL / DESCRIPTION / LIST PRICING



### 3930L 44" Backless Unit w/ Online Table - **Laminate** (4 legs)

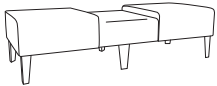
COM Yardage: 2.5 Yds. / Top: 1 Yds. / Sides: 1.5 Yds.

COM	GR1	GR2	GR3	GR4	GR5	GR6	GR7	GR8	GR9	GR10	LEA
\$2755	\$2949	\$3068	\$3190	\$3318	\$3448	\$3588	\$3730	\$3882	\$4035	\$4197	\$4961

### 3930W 44" Backless Unit w/ Online Table - **Veneer** (4 legs)

COM Yardage: 2.5 Yds.

COM	GR1	GR2	GR3	GR4	GR5	GR6	GR7	GR8	GR9	GR10	LEA
\$2980	\$3190	\$3319	\$3449	\$3588	\$3734	\$3882	\$4037	\$4198	\$4365	\$4539	\$5365



### 3931L 66" Backless Unit w/ Center Online Table - **Laminate** (6 legs)

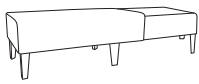
COM Yardage: 4.5 Yds. / Tops: 1.5 Yds. / Sides: 3 Yds.

COM	GR1	GR2	GR3	GR4	GR5	GR6	GR7	GR8	GR9	GR10	LEA
\$3104	\$3322	\$3456	\$3590	\$3736	\$3884	\$4040	\$4200	\$4367	\$4543	\$4725	\$5584

### 3931W 66" Backless Unit w/ Center Online Table - **Veneer** (6 legs)

COM Yardage: 4.5 Yds.

COM	GR1	GR2	GR3	GR4	GR5	GR6	GR7	GR8	GR9	GR10	LEA
\$3257	\$3485	\$3626	\$3769	\$3918	\$4077	\$4241	\$4409	\$4583	\$4771	\$4960	\$5861



### 3932L 66" Backless Unit w/ Online Table - **Laminate** (6 legs)

COM Yardage: 4.5 Yds. / Tops: 1.5 Yds. / Sides: 3 Yds.

COM	GR1	GR2	GR3	GR4	GR5	GR6	GR7	GR8	GR9	GR10	LEA
\$3104	\$3322	\$3456	\$3590	\$3736	\$3884	\$4040	\$4200	\$4367	\$4543	\$4725	\$5584

### 3932W 66" Backless Unit w/ Online Table - **Veneer** (6 legs)

COM Yardage: 4.5 Yds.

COM	GR1	GR2	GR3	GR4	GR5	GR6	GR7	GR8	GR9	GR10	LEA
\$3257	\$3485	\$3626	\$3769	\$3918	\$4077	\$4241	\$4409	\$4583	\$4771	\$4960	\$5861

CORIAN TOPS - PLEASE CALL FOR A QUOTE

## OPTIONS

Add upcharge to list price and code to model number

FR	CAL 133 (TB 133) Fire Retardant per yard	\$118	/yd.
MB	Moisture Barrier (up to 60" overall width)	\$164	ea.
MB60	Moisture Barrier (over 60" overall width)	\$262	ea.
PC	Polished Chrome Legs	\$45	ea.
WOD	Solid Maple Wood Legs	\$32	ea.
2FO	Two Fabric Option	\$131	per unit
GD1	Ratchet Ganging Device for Soft Seating	\$107	per pair
GD2	Flat Ganging Device for Soft Seating	\$107	per pair

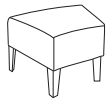
FMG	Floor Mount Glide	\$29	ea.
TABFB(-)	Fixed Blade Tablet (outside or inside, specify (L/R), shape A, B or C)	\$593	ea. tablet
LAM5	Non-standard laminate (5 tablets or less)	\$554	ea. tablet
SST	Solid Surface Tablet Arm - add to tablet option	\$271	ea. tablet
SS5	Non-standard Solid Surface (5 tablets or less)	Call For Quote	

DIMENSIONS	20° Curve Backless	30° Curve Backless	45° Curve Backless	60° Curve Backless
Seat Depth:	27"	27"	27"	27"
Overall Depth:	28"	29"	31"	32"
Overall Width:	32"	35"	52"	67"
Seat Height:	18"	18"	18"	18"
Qty./Wt.:	1 ea./44 lbs.	1 ea./65 lbs.	1 ea./85 lbs.	1 ea./110 lbs.



60° BACKLESS CURVE MODULE

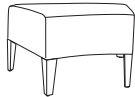
### MODEL / DESCRIPTION / LIST PRICING



**3933** 20° Curve Backless Modular Unit (4 legs)

COM Yardage: Total: 2.5 Yds. / Sides: 1.5 Yds. / Top: 1 Yds.

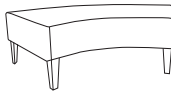
COM	GR1	GR2	GR3	GR4	GR5	GR6	GR7	GR8	GR9	GR10	LEA
\$1556	\$1668	\$1782	\$1915	\$2029	\$2161	\$2291	\$2420	\$2552	\$2684	\$2813	\$3002



**3934** 30° Curve Backless Modular Unit (4 legs)

COM Yardage: Total: 3 Yds. / Sides: 1.75 Yds. / Top: 1.25 Yds.

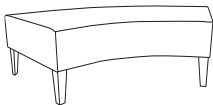
COM	GR1	GR2	GR3	GR4	GR5	GR6	GR7	GR8	GR9	GR10	LEA
\$1666	\$1779	\$1894	\$2025	\$2137	\$2271	\$2401	\$2532	\$2661	\$2793	\$2922	\$3111



**3935** 45° Curve Backless Modular Unit (4 legs)

COM Yardage: Total: 3.75 Yds. / Sides: 2 Yds. / Top: 1.75 Yds.

COM	GR1	GR2	GR3	GR4	GR5	GR6	GR7	GR8	GR9	GR10	LEA
\$2295	\$2453	\$2553	\$2657	\$2758	\$2871	\$2988	\$3106	\$3230	\$3362	\$3494	\$4130



**3936** 60° Curve Backless Modular Unit (5 legs)

COM Yardage: Total: 4.5 Yds. / Sides: 2.25 Yds. / Top: 2.25 Yds.

COM	GR1	GR2	GR3	GR4	GR5	GR6	GR7	GR8	GR9	GR10	LEA
\$2793	\$2989	\$3108	\$3231	\$3363	\$3496	\$3634	\$3782	\$3935	\$4089	\$4252	\$5027

### OPTIONS

Add upcharge to list price and code to model number

FR	CAL 133 (TB 133) Fire Retardant per yard	\$118	/yd.
MB	Moisture Barrier (up to 60" overall width)	\$164	ea.
MB60	Moisture Barrier (over 60" overall width)	\$262	ea.
PC	Polished Chrome Legs	\$45	ea.
WOD	Solid Maple Wood Legs	\$32	ea.
2FO	Two Fabric Option	\$131	per unit
GD1	Ratchet Ganging Device for Soft Seating	\$107	per pair
GD2	Flat Ganging Device for Soft Seating	\$107	per pair

FMG	Floor Mount Glide	\$29	ea.
TABFB(-)	Fixed Blade Tablet (outside or inside, specify (L/R), shape A, B or C)	\$593	ea. tablet
LAM5	Non-standard laminate (5 tablets or less)	\$554	ea. tablet
SST	Solid Surface Tablet Arm - add to tablet option	\$271	ea. tablet
SS5	Non-standard Solid Surface (5 tablets or less)	Call For Quote	

DIMENSIONS	Straight Arm	Slope Arm	Quad Arm
Overall Depth:	27"	27"	27"
Overall Width:	3"	2"	3"
Overall Height:	25"	24"	25"
Qty./Wt.:	1 ea./25 lbs.	1 ea./25 lbs.	1 ea./25 lbs.



STRAIGHT ARM

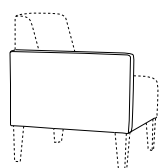


SLOPE ARM



QUAD ARM

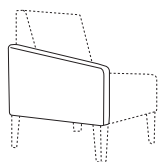
## MODEL / DESCRIPTION / LIST PRICING



### 3967L/R Straight Arm-Left or Right Outside

COM Yardage: 1.5 Yds.


COM	GR1	GR2	GR3	GR4	GR5	GR6	GR7	GR8	GR9	GR10	LEA
\$408	\$436	\$455	\$475	\$493	\$511	\$531	\$554	\$574	\$599	\$624	\$733



### 3968L/R Slope Arm-Left or Right Outside

COM Yardage: 1.5 Yds.

COM	GR1	GR2	GR3	GR4	GR5	GR6	GR7	GR8	GR9	GR10	LEA
\$479	\$513	\$533	\$556	\$576	\$601	\$626	\$649	\$673	\$704	\$731	\$862



### 3969L/R Metal Quad Arm-Left or Right Outside

COM Yardage: 1.5 Yds.

COM	GR1	GR2	GR3	GR4	GR5	GR6	GR7	GR8	GR9	GR10	LEA
\$590	\$631	\$658	\$679	\$707	\$738	\$766	\$798	\$828	\$862	\$897	\$1058

## TABLET SHAPES

### Three Tablet Shapes::

Choose from the three shapes shown and specify; A, B or C and left or right (outside tablet) when ordering.

Example: TABF-(A) Left - this would be a fixed shape A tablet on the left side (when seated).

### Laminate Top: Tops are 3/4"

Tablet orders of 5 or less have 4 standard laminate colors:

- Wilsonart Black 1595-60
- Wilsonart Montana Walnut 7110K-78
- Formica Brite White 459-58
- Nevamar Silver Alu Metalx MXT003

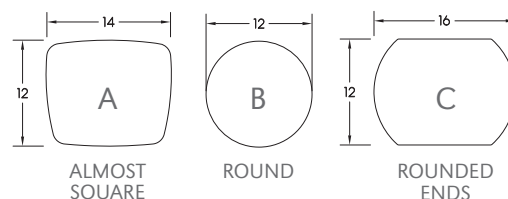
Edge: 6F Multi-Ply

### Solid Surface Top:

Tablet orders of 5 or less have 4 standard Corian colors:

- Bone
- Canyon
- Glacier White
- Silver Grey

**Note:** Tablets not available on Slope or Quad Arm, and cannot be used with arm caps.



## OPTIONS

Add upcharge to list price and code to model number

FR	CAL 133 (TB 133) Fire Retardant per yard	\$118	/yd.
WAC	Single Wood Arm Cap	\$116	ea.
PAC	Single Poly Arm Cap - Standard Black/Charcoal	\$89	ea.

\*Poly Arm Caps are standard on Quad Arms in Black or Charcoal - Please deduct \$30 list per arm for no arm caps on quad arms. Quad arm available in powder coat only.

TAB-( )	Swivel Tablet (specify A, B or C, left or right arm)	\$653	ea. tablet
TABR1-( )	Removable Tablet (specify A, B or C, left or right arm)	\$756	ea. tablet
TABR2-( )	Removable Tablet (specify A, B or C both arm openings)	\$893	ea. tablet
LAM5	Non-standard laminate (5 tablets or less)	\$554	ea. tablet
SST	Solid Surface Tablet Arm - add to tablet option	\$271	ea. tablet
SS5	Non-standard Solid Surface (5 tablets or less)	Call For Quote	

DIMENSIONS	Straight Center Arm	Slope Center Arm	Quad Center Arm
Overall Depth:	19"	19"	19"
Overall Width:	2"	2"	2"
Overall Height:	25"	25"	25"
Qty./Wt.:	1 ea./25 lbs.	1 ea./25 lbs.	1 ea./25 lbs.



STRAIGHT CENTER ARM

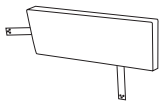


SLOPE CENTER ARM



QUAD CENTER ARM

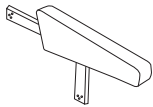
### MODEL / DESCRIPTION / LIST PRICING



#### 3970C Straight Arm - Center (No Poly Arm Cap)

COM Yardage: 1 Yds.

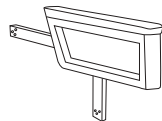
COM	GR1	GR2	GR3	GR4	GR5	GR6	GR7	GR8	GR9	GR10	LEA
\$408	\$436	\$455	\$475	\$493	\$511	\$531	\$554	\$574	\$599	\$624	\$733



#### 3971C Slope Arm - Center (No Poly Arm Cap)

COM Yardage: .75 Yds.

COM	GR1	GR2	GR3	GR4	GR5	GR6	GR7	GR8	GR9	GR10	LEA
\$461	\$493	\$513	\$533	\$554	\$575	\$599	\$624	\$649	\$672	\$703	\$827



#### 3972C Metal Quad Arm - Center

COM  
\$537

### OPTIONS

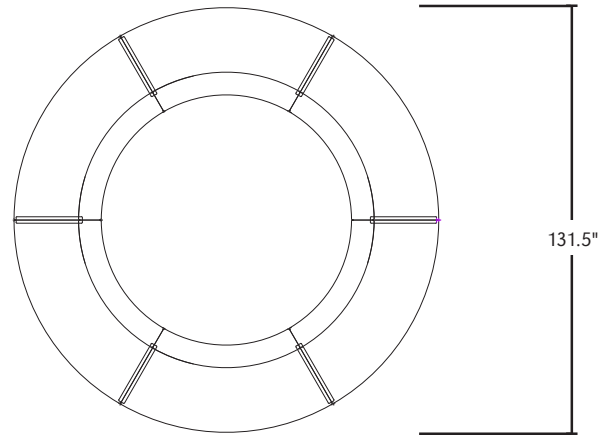
Add upcharge to list price and code to model number

FR	CAL 133 (TB 133) Fire Retardant per yard	\$118	/yd.	WAC	Single Wood Arm Cap	\$116	ea.
----	------------------------------------------	-------	------	-----	---------------------	-------	-----

\*Poly Arm Caps are standard on Quad Arms in Black or Charcoal - Please deduct \$30 list per arm for no arm caps on quad arms. Quad arm available in powder coat only.



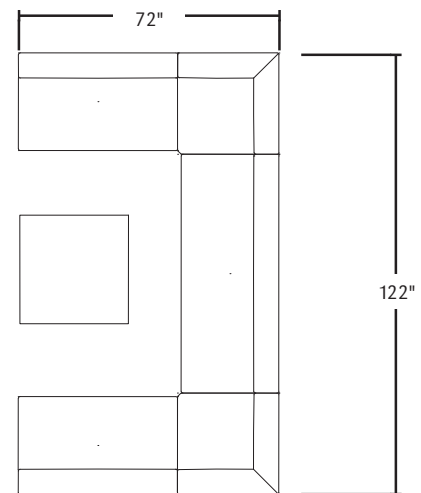
CIRCULAR CONFIGURATION: SIX 60° OUTSIDE CURVE UNITS  
WITH OPTIONAL SLOPE CENTER ARMS



CIRCULAR CONFIGURATION



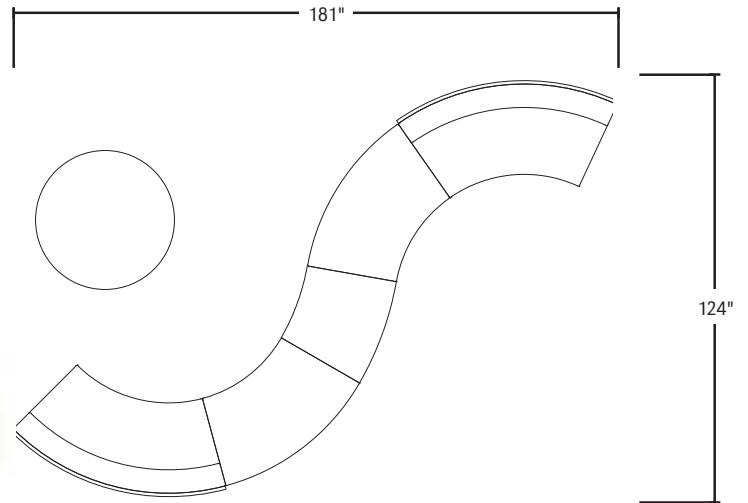
"U" CONFIGURATION: TWO 44" STRAIGHT MODULAR  
UNITS, TWO CORNER MODULAR UNITS, ONE 66" STRAIGHT  
MODULAR AND DUNCAN TABLE



"U" CONFIGURATION



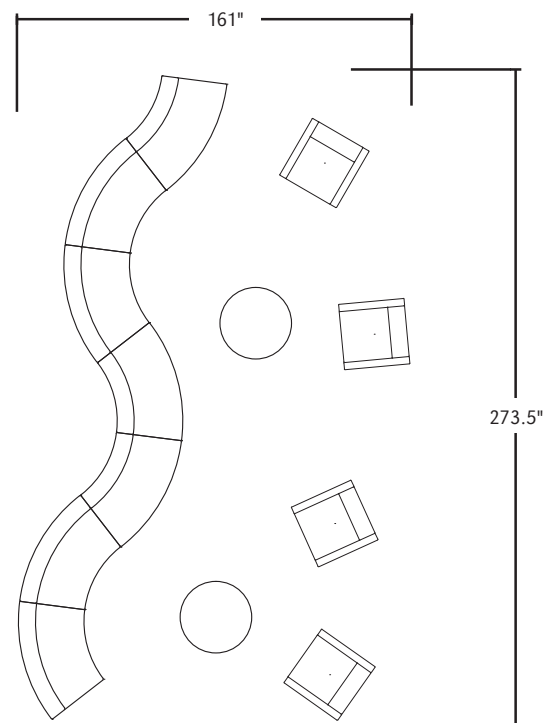
"S" CONFIGURATION: TWO 60° INSIDE CURVE MODULAR  
UNITS WITH PRIVACY PANELS, TWO BACKLESS CURVE UNITS,  
DUNCAN WEDGE TABLE AND 48" OTTOMAN



"S" CONFIGURATION



LARGE MODULAR CONFIGURATION: THREE INSIDE 45° CURVE  
MODULAR UNITS, THREE OUTSIDE 45° CURVE UNITS, FOUR  
SINGLE LOUNGE UNITS AND TWO DUNCAN TABLES

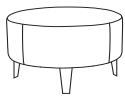


LARGE MODULAR CONFIGURATION

DIMENSIONS	30" Round	36" Round	42" Round	48" Round
Overall Depth:	30"	36"	42"	48"
Overall Width:	30"	36"	42"	48"
Overall Height:	18"	18"	18"	18"
Qty./Wt.:	1 ea./44 lbs.	1 ea./77 lbs.	1 ea./88 lbs.	1 ea./115 lbs.

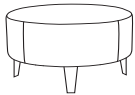


36" ROUND OTTOMAN

**MODEL / DESCRIPTION / LIST PRICING**

**3947** 30" Round Ottoman (4 legs)

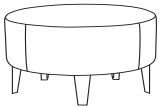
COM Yardage: 2 Yds.

COM	GR1	GR2	GR3	GR4	GR5	GR6	GR7	GR8	GR9	GR10	LEA
\$1913	\$2046	\$2129	\$2215	\$2300	\$2393	\$2489	\$2589	\$2691	\$2800	\$2911	\$3441


**3948** 36" Round Ottoman (4 legs)

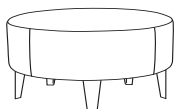
COM Yardage: 2.75 Yds.

COM	GR1	GR2	GR3	GR4	GR5	GR6	GR7	GR8	GR9	GR10	LEA
\$2668	\$2856	\$2970	\$3086	\$3211	\$3339	\$3474	\$3613	\$3756	\$3906	\$4063	\$4804


**3949** 42" Round Ottoman (5 legs)

COM Yardage: 3.5 Yds.

COM	GR1	GR2	GR3	GR4	GR5	GR6	GR7	GR8	GR9	GR10	LEA
\$2709	\$2901	\$3015	\$3135	\$3260	\$3391	\$3527	\$3668	\$3814	\$3965	\$4123	\$4875


**3950** 48" Round Ottoman (5 legs)

COM Yardage: 4 Yds.

COM	GR1	GR2	GR3	GR4	GR5	GR6	GR7	GR8	GR9	GR10	LEA
\$3046	\$3265	\$3393	\$3529	\$3670	\$3818	\$3967	\$4129	\$4294	\$4466	\$4643	\$5490

**OPTIONS**

Add upcharge to list price and code to model number

FR	CAL 133 (TB 133) Fire Retardant per yard	\$118	/yd.
MB	Moisture Barrier (up to 60" overall width)	\$164	ea.
FMG	Floor Mount Glide	\$29	ea.

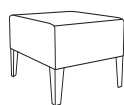
PC	Polished Chrome Legs	\$45	ea.
WOD	Solid Maple Wood Legs	\$32	ea.
2FO	Two Fabric Option	\$131	per unit

DIMENSIONS	27" Square	36" Square	48" Square
Overall Depth:	27"	36"	48"
Overall Width:	27"	36"	48"
Overall Height:	18"	18"	18"
Qty./Wt.:	1 ea./46 lbs.	1 ea./74 lbs.	1 ea./112 lbs.



27" SQUARE OTTOMAN

### MODEL / DESCRIPTION / LIST PRICING



#### 3951 27" Square Ottoman (4 legs)

COM Yardage: 2.5 Yds.

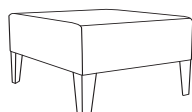
COM	GR1	GR2	GR3	GR4	GR5	GR6	GR7	GR8	GR9	GR10	LEA
\$1636	\$1753	\$1823	\$1896	\$1970	\$2049	\$2131	\$2217	\$2306	\$2398	\$2493	\$2947



#### 3952 36" Square Ottoman (4 legs)

COM Yardage: 3 Yds.

COM	GR1	GR2	GR3	GR4	GR5	GR6	GR7	GR8	GR9	GR10	LEA
\$2476	\$2651	\$2755	\$2866	\$2979	\$3102	\$3224	\$3354	\$3488	\$3627	\$3771	\$4457



#### 3953 48" Square Ottoman (4 legs)

COM Yardage: 3.75 Yds.

COM	GR1	GR2	GR3	GR4	GR5	GR6	GR7	GR8	GR9	GR10	LEA
\$2885	\$3085	\$3209	\$3338	\$3471	\$3610	\$3753	\$3904	\$4060	\$4223	\$4391	\$5192

### OPTIONS

Add upcharge to list price and code to model number

FR	CAL 133 (TB 133) Fire Retardant per yard	\$118	/yd.
MB	Moisture Barrier (up to 60" overall width)	\$164	ea.
PC	Polished Chrome Legs	\$45	ea.
WOD	Solid Maple Wood Legs	\$32	ea.
2FO	Two Fabric Option	\$131	per unit

GD1	Ratchet Ganging Device for Soft Seating	\$107	pair
GD2	Flat Ganging Device for Soft Seating	\$107	pair
FMG	Floor Mount Glide	\$29	ea.



DIMENSIONS	Ottoman	2 Seater	3 Seater
Seat Depth:	20"	20"	20"
Overall Width:	22"	44"	66"
Seat Height:	18"	18"	18"
Qty./Wt.:	1 ea./44 lbs.	1 ea./77 lbs.	1 ea./88 lbs.



TWO SEAT FREE STANDING BENCH

### MODEL / DESCRIPTION / LIST PRICING



**3941** Single Seat 22" Bench (4 legs)

COM Yardage: 2 Yds..

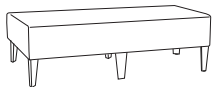
COM	GR1	GR2	GR3	GR4	GR5	GR6	GR7	GR8	GR9	GR10	LEA
\$1380	\$1474	\$1535	\$1594	\$1659	\$1727	\$1797	\$1867	\$1939	\$2019	\$2097	\$2483



**3942** Two Seat 44" Bench (4 legs)

COM Yardage: 3 Yds..

COM	GR1	GR2	GR3	GR4	GR5	GR6	GR7	GR8	GR9	GR10	LEA
\$2379	\$2545	\$2648	\$2752	\$2862	\$2975	\$3098	\$3219	\$3349	\$3485	\$3625	\$4280



**3943** Three Seat 66" Bench (6 legs)

COM Yardage: 4.25 Yds.

COM	GR1	GR2	GR3	GR4	GR5	GR6	GR7	GR8	GR9	GR10	LEA
\$2787	\$2980	\$3103	\$3225	\$3354	\$3489	\$3628	\$3773	\$3923	\$4080	\$4245	\$5017

### OPTIONS

Add upcharge to list price and code to model number

FR	CAL 133 (TB 133) Fire Retardant per yard	\$118	/yd.
MB	Moisture Barrier (up to 60" overall width)	\$164	ea.
PC	Polished Chrome Legs	\$45	ea.
WOD	Solid Maple Wood Legs	\$32	ea.
2FO	Two Fabric Option	\$131	per unit

GD1	Ratchet Ganging Device for Soft Seating	\$107	per pair
GD2	Flat Ganging Device for Soft Seating	\$107	per pair
FMG	Floor Mount Glide	\$29	ea.
TABFB-( )	Fixed Blade Tablet (outside or inside, specify (L/R), shape A, B or C)	\$593	ea. tablet
SST	Solid Surface Tablet Arm - add to tablet option	\$271	ea. tablet

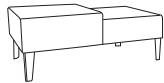
DIMENSIONS	Two Unit / Side Table	Three Unit / Online Table
Seat Depth:	<b>20"</b>	<b>20"</b>
Overall Width:	<b>44"</b>	<b>66"</b>
Seat Height:	<b>18"</b>	<b>18"</b>
Table Height:	<b>16"</b>	<b>16"</b>
Qty./Wt.:	1 ea./44 lbs.	1 ea./88 lbs.



L - LAMINATE  
W - WOOD VENEER

TWO SPACE FREE STANDING BENCH / SIDE TABLE

## MODEL / DESCRIPTION / LIST PRICING

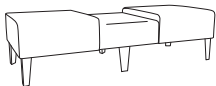


**3944L-R** 44" Bench with Online Table - **Laminate** (4 legs) COM Yardage: 2 Yds..

COM	GR1	GR2	GR3	GR4	GR5	GR6	GR7	GR8	GR9	GR10	LEA
\$2651	\$2837	\$2949	\$3068	\$3190	\$3318	\$3448	\$3588	\$3730	\$3882	\$4034	\$4771

**3944W-L/R** 44" Bench with Online Table - **Veneer** (4 legs) COM Yardage: 2 Yds..

COM	GR1	GR2	GR3	GR4	GR5	GR6	GR7	GR8	GR9	GR10	LEA
\$2783	\$2976	\$3098	\$3219	\$3349	\$3485	\$3625	\$3769	\$3918	\$4077	\$4239	\$5009

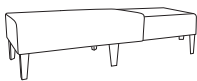


**3945L** 66" Bench with Center Online Table - **Laminate** (6 legs) COM Yardage: 4 Yds..

COM	GR1	GR2	GR3	GR4	GR5	GR6	GR7	GR8	GR9	GR10	LEA
\$2985	\$3196	\$3323	\$3457	\$3592	\$3738	\$3886	\$4043	\$4204	\$4372	\$4548	\$5372

**3945W** 66" Bench with Center Online Table - **Veneer** (6 legs) COM Yardage: 4 Yds..

COM	GR1	GR2	GR3	GR4	GR5	GR6	GR7	GR8	GR9	GR10	LEA
\$3135	\$3355	\$3489	\$3628	\$3773	\$3923	\$4080	\$4245	\$4414	\$4588	\$4774	\$5643



**3946L-R** 66" Bench with Online Table - **Laminate** (6 legs) COM Yardage: 4 Yds..

COM	GR1	GR2	GR3	GR4	GR5	GR6	GR7	GR8	GR9	GR10	LEA
\$2985	\$3196	\$3323	\$3457	\$3592	\$3738	\$3886	\$4043	\$4204	\$4372	\$4548	\$5372

**3946W-L/R** 66" Bench with Online Table - **Veneer** (6 legs) COM Yardage: 4 Yds..

COM	GR1	GR2	GR3	GR4	GR5	GR6	GR7	GR8	GR9	GR10	LEA
\$3135	\$3355	\$3489	\$3628	\$3773	\$3923	\$4080	\$4245	\$4414	\$4588	\$4774	\$5643

## OPTIONS

Add upcharge to list price and code to model number

FR	CAL 133 (TB 133) Fire Retardant per yard	\$118	/yd.
MB	Moisture Barrier (up to 60" overall width)	\$164	ea.
PC	Polished Chrome Legs	\$45	ea.
WOD	Solid Maple Wood Legs	\$32	ea.
2FO	Two Fabric Option	\$131	per unit

GD1	Ratchet Ganging Device for Soft Seating	\$107	per pair
GD2	Flat Ganging Device for Soft Seating	\$107	per pair
FMG	Floor Mount Glide	\$29	ea.
TABFB(-)	Fixed Blade Tablet (outside or inside, specify (L/R), shape A, B or C)	\$593	ea. tablet
SST	Solid Surface Tablet Arm - add to tablet option	\$271	ea. tablet

## OPTIONS

- CODE: FR - CAL 133 (TB 133) Fire Retardant
- CODE: MB - Moisture Barrier (up to 60" overall width)
- CODE: PC - Polished Chrome Legs
- CODE: WOD - Solid Maple Wood Legs
- CODE: 2FO - Two Fabric Option
- CODE: 3FO - Three Fabric Option
- CODE: CO - Clean Out (overall width up to 60")
- CODE: CO1 - Clean Out (overall width over 60")
- CODE: GD1 - Ratchet Ganging Device for Soft Seating
- CODE: GD2 - Flat Ganging Device for Soft Seating
- CODE: FMG - Floor Mount Glide
- CODE: WAC - Wood Arm Caps
- CODE: PAC - Poly Arm Caps - Standard Black/Charcoal
- CODE: TAB( ) - Non-Removable Swivel Tablet (laminar shape A, B or C left or right arm) \*not available on Slope or Quad Arm
- CODE: TABR1( ) - Removable Swivel Tablet (laminar shape A, B or C specify left or right arm) \*not available on Slope, Quad Arm or Straight Arm with Arm Caps
- CODE: TABR2( ) - Removable Swivel Tablet (laminar shape A, B or C with opening for tablet on both arms) \*not available on Slope, Quad Arm or Straight Arm with Arm Caps
- CODE: LAM5 - Non-standard laminar for 5 or less tablets
- CODE: SST - Solid Surface Tablet Arm.
- CODE: SS5 - Non-standard Solid Surface top for 5 or less tablets



STRAIGHT ARMS



SLOPED ARMS



QUAD ARMS



TWO FABRIC OPTION



POLISHED CHROME LEGS  
8.5" HEIGHT



WOOD LEGS



POWER/DATA

Note: Factory installed power/data available, see accessories online under the 'Products' tab.

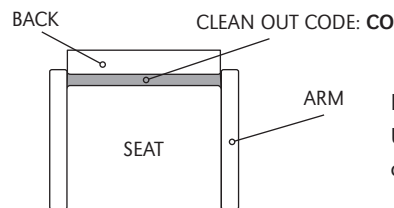


Diagram specifies a clean out  
Use **CO** for overall widths up to 50"  
and **CO1** for overall widths over 50"

## TABLET SHAPES

### Three Tablet Shapes::

Choose from the three shapes shown and specify; A, B or C and left or right (outside tablet) when ordering.

Example: TABF-(A) Left - this would be a fixed shape A tablet on the left side (when seated).

### Laminar Top: Tops are 3/4"

Tablet orders of 5 or less have 4 standard laminar colors:

- Wilsonart Black 1595-60
- Wilsonart Montana Walnut 7110K-78
- Formica Brite White 459-58
- Nevamar Silver Alu Metalx MXT003

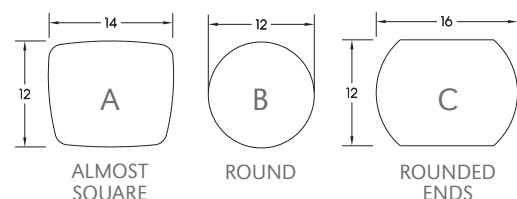
Edge: 6F Multi-Ply

### Solid Surface Top:

Tablet orders of 5 or less have 4 standard Corian colors:

- Bone
- Canyon
- Glacier White
- Silver Grey

**Note:** Tablets not available on Slope, Quad Arm or Straight Arms with Arm Caps



DIMENSIONS	Single Seat	Bariatric	Two Seat	Three Seat
Seat Depth:	20"	20"	20"	20"
Seat Width:	22"	30"	44"	66"
Seat Height:	18"	18"	18"	18"
Arm Height:	25"	25"	25"	25"
Overall Depth:	27"	27"	27"	27"
Overall Width:	27"	35"	49"	71"
Overall Height:	33"	33"	33"	33"
Qty./Wt.:	1 ea./58 lbs.	1 ea./68 lbs.	1 ea./85 lbs.	1 ea./115 lbs.



BARIATRIC LOUNGE WITH  
OPTIONAL WOOD LEGS AND ARM CAPS

## MODEL / DESCRIPTION / LIST PRICING

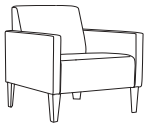


### 3900 Single Seat Lounge (4 Legs)



COM Yardage: Total: 6 Yds. / Back: 2 Yds. / Seat: 1.5 Yds. / Arms 2.5 Yds.

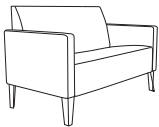
COM	GR1	GR2	GR3	GR4	GR5	GR6	GR7	GR8	GR9	GR10	LEA
\$2347	\$2507	\$2610	\$2714	\$2823	\$2938	\$3054	\$3174	\$3304	\$3435	\$3573	\$4222



### 3901 Bariatric Lounge (4 Legs)

COM Yardage: Total: 6.75 Yds. / Back: 2.5 Yds. / Seat: 1.75 Yds. / Arms 2.5 Yds.

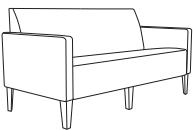
COM	GR1	GR2	GR3	GR4	GR5	GR6	GR7	GR8	GR9	GR10	LEA
\$2885	\$3085	\$3209	\$3337	\$3471	\$3610	\$3752	\$3904	\$4060	\$4223	\$4391	\$5191



### 3902 Two Seat Lounge (4 Legs)

COM Yardage: Total: 8.5 Yds. / Back: 3.5 Yds. / Seat: 2.5 Yds. / Arms 2.5 Yds.

COM	GR1	GR2	GR3	GR4	GR5	GR6	GR7	GR8	GR9	GR10	LEA
\$3383	\$3624	\$3767	\$3915	\$4073	\$4236	\$4406	\$4581	\$4766	\$4955	\$5154	\$6090



### 3903 Three Seat Lounge (6 Legs)

COM Yardage: Total: 10 Yds. / Back: 4.5 Yds. / Seat: 3 Yds. / Arms 2.5 Yds.

COM	GR1	GR2	GR3	GR4	GR5	GR6	GR7	GR8	GR9	GR10	LEA
\$4096	\$4380	\$4556	\$4738	\$4928	\$5126	\$5329	\$5544	\$5765	\$5995	\$6235	\$7371

**Note:** Clean out option is only available when units are facing the same direction.

## OPTIONS

Add upcharge to list price and code to model number

FR	CAL 133 (TB 133) Fire Retardant per yard	\$118	/yd.	WAC	Wood Arm Cap	\$116	ea.
MB	Moisture Barrier (up to 60" overall width)	\$164	ea.	PAC	Poly Arm Cap - Standard Black/Charcoal	\$89	ea.
PC	Polished Chrome Legs	\$45	ea.	CO	Clean Out (overall width up to 60")	\$327	per unit
WOD	Solid Maple Wood Legs	\$32	ea.	CO1	Clean Out (overall width over 60")	\$503	per unit
2FO	Two Fabric Option	\$131	per unit	TAB-( )	Swivel Tablet (specify A, B or C, left or right arm)	\$653	ea. tablet
3FO	Three Fabric Option	\$199	per unit	TABR1-( )	Removable Tablet (specify A, B or C, left or right arm)	\$756	ea. tablet
GD1	Ratchet Ganging Device for Soft Seating	\$107	per pair	TABR2-( )	Removable Tablet (specify A, B or C both arm openings)	\$893	ea. tablet
GD2	Flat Ganging Device for Soft Seating	\$107	per pair	SST	Solid Surface Tablet Arm - add to tablet option	\$271	ea. tablet
FMG	Floor Mount Glide	\$29	ea.	LAM5	Non-standard laminate (5 tablets or less)	\$554	ea. tablet
				SS5	Non-standard Solid Surface (5 tablets or less)	Call For Quote	

DIMENSIONS	Single Seat	Bariatric	Two Seat	Three Seat
Seat Depth:	20"	20"	20"	20"
Seat Width:	22"	30"	44"	66"
Seat Height:	18"	18"	18"	18"
Arm Height:	24"	24"	24"	24"
Overall Depth:	27"	27"	27"	27"
Overall Width:	27"	35"	49"	71"
Overall Height:	33"	33"	33"	33"
Qty./Wt.:	1 ea./58 lbs.	1 ea./68 lbs.	1 ea./85 lbs.	1 ea./115 lbs.



MALIBU SINGLE SEAT LOUNGE  
WITH SLOPED ARMS


## MODEL / DESCRIPTION / LIST PRICING



### 3904 Single Seat Lounge (4 Legs)

COM Yardage: Total: 6 Yds. / Back: 2 Yds. / Seat: 1.5 Yds. / Arms 2.5 Yds.

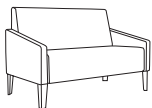
COM	GR1	GR2	GR3	GR4	GR5	GR6	GR7	GR8	GR9	GR10	LEA
\$2420	\$2590	\$2694	\$2800	\$2912	\$3030	\$3153	\$3277	\$3409	\$3545	\$3686	\$4357



### 3905 Bariatric Lounge (4 Legs)

COM Yardage: Total: 6.75 Yds. / Back: 2.5 Yds. / Seat: 1.75 Yds. / Arms 2.5 Yds.

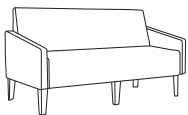
COM	GR1	GR2	GR3	GR4	GR5	GR6	GR7	GR8	GR9	GR10	LEA
\$3023	\$3235	\$3365	\$3498	\$3640	\$3786	\$3937	\$4097	\$4256	\$4430	\$4606	\$5443



### 3906 Two Seat Lounge (4 Legs)

COM Yardage: Total: 8.5 Yds. / Back: 3.5 Yds. / Seat: 2.5 Yds. / Arms 2.5 Yds.

COM	GR1	GR2	GR3	GR4	GR5	GR6	GR7	GR8	GR9	GR10	LEA
\$3461	\$3701	\$3851	\$4004	\$4165	\$4332	\$4504	\$4685	\$4873	\$5070	\$5271	\$6231



### 3907 Three Seat Lounge (6 Legs)

COM Yardage: Total: 10 Yds. / Back: 4.5 Yds. / Seat: 3 Yds. / Arms 2.5 Yds.

COM	GR1	GR2	GR3	GR4	GR5	GR6	GR7	GR8	GR9	GR10	LEA
\$4167	\$4462	\$4640	\$4824	\$5019	\$5219	\$5429	\$5644	\$5870	\$6104	\$6349	\$7507

**Note:** Clean out option is only available when units are facing the same direction.

## OPTIONS

Add upcharge to list price and code to model number

FR	CAL 133 (TB 133) Fire Retardant per yard	\$118	/yd.
MB	Moisture Barrier (up to 60" overall width)	\$164	ea.
PC	Polished Chrome Legs	\$45	ea.
WOD	Solid Maple Wood Legs	\$32	ea.
2FO	Two Fabric Option	\$131	per unit
3FO	Three Fabric Option	\$199	per unit

GD1	Ratchet Ganging Device for Soft Seating	\$107	per pair
GD2	Flat Ganging Device for Soft Seating	\$107	per pair
FMG	Floor Mount Glide	\$29	ea.
WAC	Wood Arm Cap	\$116	ea.
PAC	Poly Arm Cap - Standard Black/Charcoal	\$89	ea.
CO	Clean Out (overall width up to 60")	\$327	per unit
CO1	Clean Out (overall width over 60")	\$503	per unit

DIMENSIONS	Single Seat	Bariatric	Two Seat	Three Seat
Seat Depth:	20"	20"	20"	20"
Seat Width:	22"	30"	44"	66"
Seat Height:	18"	18"	18"	18"
Arm Height:	25"	25"	25"	25"
Overall Depth:	27"	27"	27"	27"
Overall Width:	27"	35"	49"	71"
Overall Height:	33"	33"	33"	33"
Qty./Wt.:	1 ea./58 lbs.	1 ea./68 lbs.	1 ea./85 lbs.	1 ea./115 lbs.



LOUNGE QUAD ARM CHAIR  
WITH OPTIONAL POWER/DATA

**Note:** Quad arm metal frame available in powder coat only

### MODEL / DESCRIPTION / LIST PRICING



#### 3908 Single Seat Lounge (4 Legs)

COM Yardage: Total: 5.5 Yds. / Back: 2 Yds. / Seat: 1.5 Yds. / Arms 2 Yds.

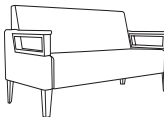
COM	GR1	GR2	GR3	GR4	GR5	GR6	GR7	GR8	GR9	GR10	LEA
\$3178	\$3399	\$3535	\$3679	\$3826	\$3980	\$4137	\$4302	\$4475	\$4654	\$4839	\$5720



#### 3909 Bariatric Lounge (4 Legs)

COM Yardage: Total: 6.25 Yds. / Back: 2.5 Yds. / Seat: 1.75 Yds. / Arms 2 Yds.

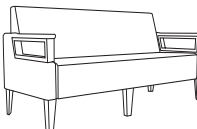
COM	GR1	GR2	GR3	GR4	GR5	GR6	GR7	GR8	GR9	GR10	LEA
\$3967	\$4248	\$4417	\$4595	\$4777	\$4970	\$5167	\$5375	\$5590	\$5814	\$6047	\$7145



#### 3910 Two Seat Lounge (4 Legs)

COM Yardage: Total: 8.5 Yds. / Back: 4 Yds. / Seat: 2.5 Yds. / Arms 2 Yds.

COM	GR1	GR2	GR3	GR4	GR5	GR6	GR7	GR8	GR9	GR10	LEA
\$4285	\$4582	\$4767	\$4957	\$5155	\$5361	\$5575	\$5799	\$6031	\$6273	\$6523	\$7711



#### 3911 Three Seat Lounge (6 Legs)

COM Yardage: Total: 10 Yds. / Back: 5 Yds. / Seat: 3 Yds. / Arms 2 Yds.

COM	GR1	GR2	GR3	GR4	GR5	GR6	GR7	GR8	GR9	GR10	LEA
\$4935	\$5277	\$5490	\$5709	\$5937	\$6174	\$6423	\$6681	\$6945	\$7222	\$7513	\$8878

**Note:** Clean out option is only available when units are facing the same direction.

### OPTIONS

Add upcharge to list price and code to model number

FR	CAL 133 (TB 133) Fire Retardant per yard	\$118	/yd.
MB	Moisture Barrier (up to 60" overall width)	\$164	ea.
PC	Polished Chrome Legs	\$45	ea.
WOD	Solid Maple Wood Legs	\$32	ea.
2FO	Two Fabric Option	\$131	per unit
3FO	Three Fabric Option	\$199	per unit

GD1	Ratchet Ganging Device for Soft Seating	\$107	per pair
GD2	Flat Ganging Device for Soft Seating	\$107	per pair
FMG	Floor Mount Glide	\$29	ea.
CO	Clean Out (overall width up to 60")	\$327	per unit
CO1	Clean Out (overall width over 60")	\$503	per unit

\*Poly Arm Caps are standard on Quad Arms in Black or Charcoal - Please deduct \$30 list per arm for no arm caps on quad arms. Quad arm available in powder coat only.

**MARLO**

The Marlo tables make a beautiful statement showing a tapered wire frame in a cross base design. These tables look great as a standalone piece, but creates dimension when multiple tables are nestled together. This collection offers five shapes and endless finishes, leaving the look and formations unique to your space.



**EDGES SHOWN FROM LEFT TO RIGHT:**

Laminate: Formica Espresso Pear  
Edge: 6P Multi-ply  
Base finish: Polished Chrome

Laminate: Formica Brite White 459-58  
Edge: 3C PVC White, Reveal finish: white  
Base finish: White matte

Laminate: Wilsonart Black 1595-60  
Edge: 3C PVC Black, Reveal finish: black  
Base finish: Black matte

**ORDERING INFORMATION**

- |                                              |                                            |
|----------------------------------------------|--------------------------------------------|
| 1) Series Name                               | 6) Edge Code and Color Stain               |
| 2) Model Number                              | 7) Optional Items                          |
| 3) Size                                      | 8) Solid Surface Available-<br>Please Call |
| 4) Quantity                                  |                                            |
| 5) Laminate No. or Veneer<br>Stain Selection |                                            |

**BASE SPECIFICATIONS**

**Glides:** Plastic glides

**STANDARD BASE FINISHES**

**Cross Sled Base:** Polished Chrome

**OPTIONAL BASE FINISHES**

**Cross Sled Base:** Powder Coat Finish or Gold Coast Finish

**TOP SPECIFICATIONS**

**Table Tops**

.75" Table top core is CARB Phase I & Phase II Compliant. Laminate, wood veneer and phenolic backing are glued with water based adhesives.

**COLOR / EDGE SELECTIONS**

**Laminate/Veneer Selections**

ERG offers over 1000 standard laminate choices from Nevamar, Wilsonart, Formica and Pionite. Wood veneer is available in transparent stain colors - custom stain matching available for an upcharge.

**Edge Selections**

ERG offers a wide variety of table top edge materials including PVC, wood, aluminum and resin/urethane.

Special Edge Note: When ganging or butting tables together, ERG recommends using 3MM flat edge or flat wood edge. Square tables using **T-MOLD** edge will have a 3" radius on all corners.

**OPTIONS**

- CODE: SF - Powder Coat Finish
- CODE: GCF - Gold Coast Finish



30" ROUND OCCASIONAL TABLE  
SHOWN WITH OPTIONAL GOLD COAST FINISH

**MODEL / DESCRIPTION / LIST PRICING**

**MARLO | OCCASIONAL | ROUND**

●  
ROUND

Model Number	Table Top Size	Table Height	Base Spread	Shpg. Weight	LAMINATE TOP EDGE 2C	LAMINATE TOP EDGE 3C/3D	LAMINATE TOP EDGE 4D	LAMINATE TOP EDGE 6P	VENEER TOP EDGE 8P
MAR18D	18" dia.	20"	16"	12 lbs.	\$965	\$1014	\$1075	\$1450	\$1540
MAR24D	24" dia.	16"	22"	14 lbs.	\$1145	\$1201	\$1274	\$1655	\$1719
MAR24DT	24" dia.	18"	22"	14 lbs.	\$1201	\$1261	\$1337	\$1738	\$1775
MAR30D	30" dia.	16"	28"	18 lbs.	\$1374	\$1443	\$1530	\$1912	\$2018

**OPTIONS**

Add upcharge to list price and code to model number

SF	Powder Coat Finish	\$79	per base	GCF	Gold Coast Finish	\$76	per base
----	--------------------	------	----------	-----	-------------------	------	----------





30" SQUARE OCCASIONAL TABLE



24" ALMOST SQUARE OCCASIONAL TABLE

**MODEL / DESCRIPTION / LIST PRICING**
**MARLO | OCCASIONAL | SQUARE**


SQUARE

Model Number	Table Top Size	Table Height	Base Spread	Shpg. Weight	LAMINATE TOP EDGE 2C	LAMINATE TOP EDGE 3C/3D	LAMINATE TOP EDGE 4D	LAMINATE TOP EDGE 6P	VEENER TOP EDGE 8P
MAR18S	18" x 18"	20"	16"	12 lbs.	\$859	\$902	\$956	\$1290	\$1524
MAR24S	24" x 24"	16"	22"	16 lbs.	\$1245	\$1307	\$1387	\$1801	\$1705
MAR24ST	24" x 24"	18"	22"	16 lbs.	\$1302	\$1367	\$1449	\$1884	\$1761
MAR30S	30" x 30"	16"	28"	24 lbs.	\$1476	\$1549	\$1642	\$2053	\$2002

**MARLO | OCCASIONAL | ALMOST SQUARE**

 ALMOST  
SQUARE  
TOP

Model Number	Table Top Size	Table Height	Base Spread	Shpg. Weight	LAMINATE TOP EDGE 2C	LAMINATE TOP EDGE 3C/3D	LAMINATE TOP EDGE 4D	LAMINATE TOP EDGE 6P	VEENER TOP EDGE 8P
MAR18AS	18" x 18"	20"	16"	12 lbs.	\$949	\$997	\$1057	\$1427	\$1719
MAR24AS	24" x 24"	16"	22"	16 lbs.	\$1245	\$1307	\$1387	\$1801	\$1833
MAR24AST	24" x 24"	18"	22"	16 lbs.	\$1302	\$1367	\$1449	\$1884	\$1890
MAR30AS	30" x 30"	16"	28"	24 lbs.	\$1476	\$1549	\$1642	\$2053	\$2061

**OPTIONS**

Add upcharge to list price and code to model number

SF	Powder Coat Finish	\$79	per base	GCF	Gold Coast Finish	\$76	per base
----	--------------------	------	----------	-----	-------------------	------	----------



ALMOST TRIANGLE OCCASIONAL TABLE



EGG SHAPE OCCASIONAL TABLE

**MODEL / DESCRIPTION / LIST PRICING**

**MARLO | OCCASIONAL | EGG SHAPE**



EGG  
SHAPE

Model Number	Table Top Size	Table Height	Base Spread	Shpg. Weight	LAMINATE TOP EDGE 2C	LAMINATE TOP EDGE 3C/3D	LAMINATE TOP EDGE 4D	LAMINATE TOP EDGE 6P	VENEER TOP EDGE 8P
MAREGG	30" x 36"	14"	29.5"	20 lbs.	\$1425	\$1496	\$1587	\$1983	\$2107

**MARLO | OCCASIONAL | ALMOST TRIANGLE**



ALMOST  
TRIANGLE

Model Number	Table Top Size	Table Height	Base Spread	Shpg. Weight	LAMINATE TOP EDGE 2C	LAMINATE TOP EDGE 3C/3D	LAMINATE TOP EDGE 4D	LAMINATE TOP EDGE 6P	VENEER TOP EDGE 8P
MARTRI	31" x 32"	14"	29.5"	22 lbs.	\$1472	\$1546	\$1639	\$2048	\$1996

**OPTIONS**

Add upcharge to list price and code to model number

SF	Powder Coat Finish	\$79	per base	GCF	Gold Coast Finish	\$76	per base
----	--------------------	------	----------	-----	-------------------	------	----------

## MAXWELL

The Maxwell lounge chair makes a grand statement with its prominent wing back design. Its' curves at the top provides an attractive barrier to distraction while sitting in comfort. It provides a generous cushioned seat with contoured details that offers comfort in the seat and back and a variety of attractive base designs. Maxwell is well suited in a lobby space where attention to design is desired.



SLANTED SLED BASE

4 STAR STEEL SWIVEL BASE

WOOD POST LEGS

CROSSWOOD BASE

### ORDERING INFORMATION

#### To Order Please Specify:

- |                 |                          |
|-----------------|--------------------------|
| 1) Series Name  | 4) Fabric Grade & Number |
| 2) Model Number | 5) Base Finish           |
| 3) Quantity     | 6) Optional Items        |

SOFT SEATING	WEIGHT LIMIT
1 Seat	500 lbs.

### STANDARD BASE FINISHES

- Slanted Sled Base:** Polished Chrome  
**4-Star Swivel Base:** Polished Chrome Only  
**Wood Post Legs:** Standard Wood Stain  
**Crosswood Base:** Standard Wood Stain

### OPTIONAL BASE FINISHES

- Slanted Sled Base:** Standard Powder Coat

### GENERAL SPECIFICATIONS

#### Upholstery / Foam

Cold injected urethane molded foam with inner steel welded frame.

#### Graded-In & COM Fabric Testing

Due to the complexity of the upholstery process, please submit your Graded-in/COM for testing. A 10"x10" sample is required. **ALL FABRIC MUST BE PRE APPROVED.** Please see Approved Fabrics link under product webpage images.

#### Base Details

**Slanted Sled Base:** Frames are fully welded 14-gauge, 1" diameter tubular steel with plastic glides.

**4 Star Steel Swivel:** 360° swivel, polished chrome steel construction with fixed seat height and adjustable steel glides included. This is a non auto-return base.

**Wood Legs:** 1.75" diameter Beech wood legs, tapered down to 1.5" diameter with plastic nail glides. Wood legs attached with powder coated steel plate in black.

**Crosswood Base:** 1-7/8" Beech wood that tapers down to 1-5/8", with 1/8" plastic nail glides.

### OPTIONS

- CODE: FR - CAL 133 (TB 133) Fire Retardant
- CODE: MB - Moisture Barrier (per seat)
- CODE: SF - Powder Coat Paint Color
- CODE: 2FO - 2 Fabric Option - when seat and back are upholstered in two different fabrics of your choice

DIMENSIONS	Slanted Sled Base	4-Star Base	Wood Post Legs	Crosswood Base
Seat Height:	17.5"	17.5"	17"	17"
Seat Width:	22"	22"	22"	22"
Seat Depth:	19.5"	19.5"	19.5"	19.5"
Arm Height:	24"	23"	23"	23"
Overall Height:	46"	44"	45.5"	45.5"
Overall Width:	30"	30"	30"	30"
Overall Depth:	31.5"	35"	31.5"	31.5"
Qty./Wt.:	1 ea./62.5 lbs.	1 ea./58.6 lbs.	1 ea./59.6 lbs.	1 ea./56.6 lbs.



4 STAR SWIVEL BASE



CROSSWOOD BASE

## MODEL / DESCRIPTION / LIST PRICING



### 8741 Slanted Sled Base

COM Yardage: 5 Yds. / Back: 4 Yds. / Seat: 1 Yd.

COM	GR1	GR2	GR3	GR4	GR5	GR6	GR7	GR8	GR9	GR10	LEA
\$2554	\$2663	\$2747	\$2831	\$2933	\$3025	\$3115	\$3206	\$3296	\$3388	\$3477	\$3755



### 8743 4 Star Steel Swivel Base

COM Yardage: 5 Yds. / Back: 4 Yds. / Seat: 1 Yd.

COM	GR1	GR2	GR3	GR4	GR5	GR6	GR7	GR8	GR9	GR10	LEA
\$2688	\$2798	\$2883	\$2967	\$3070	\$3161	\$3252	\$3341	\$3433	\$3522	\$3614	\$3891



### 8745 Wood Post Legs

COM Yardage: 5 Yds. / Back: 4 Yds. / Seat: 1 Yd.

COM	GR1	GR2	GR3	GR4	GR5	GR6	GR7	GR8	GR9	GR10	LEA
\$2896	\$3006	\$3089	\$3174	\$3277	\$3367	\$3459	\$3548	\$3640	\$3730	\$3821	\$4097



### 8747 Crosswood Base

COM Yardage: 5 Yds. / Back: 4 Yds. / Seat: 1 Yd.

COM	GR1	GR2	GR3	GR4	GR5	GR6	GR7	GR8	GR9	GR10	LEA
\$3122	\$3232	\$3315	\$3399	\$3503	\$3595	\$3684	\$3775	\$3865	\$3956	\$4047	\$4325

## OPTIONS

Add upcharge to list price and code to model number

FR	CAL 133 (TB 133) Fire Retardant per yard	\$118	/yd.
MB	Moisture Barrier (per seat)	\$164	ea.

2FO	Two fabric option	\$131	ea.
SF	Powder Coat Color Finish	\$63	ea.

**MIA**

The Mia collection is a fun display of portable ottomans, that showcase a variety of shapes and sizes with three heights. Great to pull together for a collaboration zone or as a simple touchdown spot. With options to add a pull handle or casters, this flexible mix of seating creates a playful setting in a K-12 classroom or provokes collaboration in corporate break-out zones. Pull up a Mia and have a seat.



## ORDERING INFORMATION

### To Order Please Specify:

- 1) Series Name
- 2) Model Number
- 3) Quantity
- 4) Fabric Grade and Number
- 5) Optional Items

SOFT SEATING	WEIGHT LIMIT
Ottoman	350 lbs.



TWO FABRIC OPTION



CASTERS



PULL HANDLE

NOTE: ORDERING CASTERS WILL INCREASE SEAT HEIGHT BY 1-3/8"

NOTE: PULL HANDLE COMES STANDARD IN FABRIC SPECIFIED FOR SIDES

## GENERAL SPECIFICATIONS

### Upholstery / Foam

Seat and sides are covered in choice of fabric, vinyl, crypton, leather or COM. ERG uses only water based glues and adhesives in our upholstery process. Multiply wood base with high density foam and dacron top cover.

### Glide

Adjustable steel glide.

## OPTIONS

- CODE: FR - CAL 133 (TB 133) Fire Retardant
- CODE: MB - Moisture Barrier (up to 60" overall width)
- CODE: 2FO - Two Fabric Option
- CODE: CAS15 - 1.5" Non-Locking Casters - Black
- CODE: PHNDL - Pull Handle (No Charge)

NOTE: SEAMS ARE DETERMINED DUE TO THE SIZE AND/OR FABRIC REPEAT AND IS AT ERG'S DISCRETION TO WHERE SEAMS WILL BE PLACED.

DIMENSIONS	18" Round	24" Round
Seat Height:	7", 13", 17"	7", 13", 17"
Overall Depth:	18"	24"
Overall Width:	18"	24"
Overall Height:	7", 13", 17"	7", 13", 17"
Qty./Wt. per carton:	1 ea./50 lbs.	1 ea./50 lbs.



18X13 ROUND OTTOMAN



24X17 ROUND OTTOMAN

NOTE: ORDERING CASTERS WILL INCREASE SEAT HEIGHT BY 1-3/8"

## MODEL / DESCRIPTION / LIST PRICING



<b>2100</b>		18"x7"h Round Ottoman - No Legs (Optional 4 Casters Available / 1 Optional Pull Handle Available)		COM Yardage: Total: 2.75 Yds / Top: .75 Yds / Sides: 2 Yds							
COM	GR1	GR2	GR3	GR4	GR5	GR6	GR7	GR8	GR9	GR10	LEA
\$946	\$1093	\$1139	\$1187	\$1233	\$1278	\$1325	\$1372	\$1419	\$1466	\$1511	\$1666



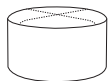
<b>2102</b>		18"x13"h Round Ottoman - No Legs (Optional 4 Casters Available / 1 Optional Pull Handle Available)		COM Yardage: Total: 2.75 Yds / Top: .75 Yds / Sides: 2 Yds							
COM	GR1	GR2	GR3	GR4	GR5	GR6	GR7	GR8	GR9	GR10	LEA
\$985	\$1133	\$1187	\$1240	\$1292	\$1345	\$1399	\$1452	\$1505	\$1558	\$1611	\$1765



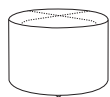
<b>2104</b>		18"x17"h Round Ottoman - No Legs (Optional 4 Casters Available / 1 Optional Pull Handle Available)		COM Yardage: Total: 2.75 Yds / Top: .75 Yds / Sides: 2 Yds							
COM	GR1	GR2	GR3	GR4	GR5	GR6	GR7	GR8	GR9	GR10	LEA
\$1026	\$1172	\$1233	\$1292	\$1351	\$1413	\$1472	\$1532	\$1592	\$1652	\$1712	\$1865



<b>2106</b>		24"x7"h Round Ottoman - No Legs (Optional 4 Casters Available / 1 Optional Pull Handle Available)		COM Yardage: Total: 3.25 Yds / Top: .75 Yds / Sides: 2.5 Yds							
COM	GR1	GR2	GR3	GR4	GR5	GR6	GR7	GR8	GR9	GR10	LEA
\$980	\$1125	\$1180	\$1233	\$1286	\$1339	\$1392	\$1446	\$1500	\$1551	\$1605	\$1759



<b>2108</b>		24"x13"h Round Ottoman - No Legs (Optional 4 Casters Available / 1 Optional Pull Handle Available)		COM Yardage: Total: 3.25 Yds / Top: .75 Yds / Sides: 2.5 Yds							
COM	GR1	GR2	GR3	GR4	GR5	GR6	GR7	GR8	GR9	GR10	LEA
\$1018	\$1165	\$1226	\$1286	\$1345	\$1406	\$1466	\$1524	\$1585	\$1645	\$1705	\$1859



<b>2110</b>		24"x17"h Round Ottoman - No Legs (Optional 4 Casters Available / 1 Optional Pull Handle Available)		COM Yardage: Total: 3.25 Yds / Top: .75 Yds / Sides: 2.5 Yds							
COM	GR1	GR2	GR3	GR4	GR5	GR6	GR7	GR8	GR9	GR10	LEA
\$1059	\$1206	\$1272	\$1339	\$1406	\$1472	\$1540	\$1605	\$1672	\$1738	\$1898	\$2051

## OPTIONS

Add upcharge to list price and code to model number

FR	CAL 133 (TB 133) Fire Retardant - per yard	\$118	/yd.
MB	Moisture Barrier (up to 60" overall width)	\$164	ea.
2FO	Two Fabric Option	\$131	per unit

CAS15	1.5" Non-Locking Casters - Black	\$21	ea.
PHNDL	Pull Handle	N/C	

DIMENSIONS	30" Round	36" Round
Seat Height:	7", 13", 17"	7", 13", 17"
Overall Depth:	30"	36"
Overall Width:	30"	36"
Overall Height:	7", 13", 17"	7", 13", 17"
Qty./Wt. per carton:	1 ea./50 lbs.	1 ea./50 lbs.



30X7 ROUND OTTOMAN



36X13 ROUND OTTOMAN

NOTE: ORDERING CASTERS WILL INCREASE SEAT HEIGHT BY 1-3/8"

## MODEL / DESCRIPTION / LIST PRICING



30"x7"h Round Ottoman - No Legs

(Optional 8 Casters Available / 1 Optional Pull Handle Available)

COM Yardage: Total: 2.5 Yds / Top: 1 Yd / Sides: 1.5 Yds

2112

COM	GR1	GR2	GR3	GR4	GR5	GR6	GR7	GR8	GR9	GR10	LEA
\$1146	\$1304	\$1366	\$1425	\$1484	\$1546	\$1605	\$1666	\$1726	\$1784	\$1845	\$1998



30"x13"h Round Ottoman - No Legs

(Optional 8 Casters Available / 1 Optional Pull Handle Available)

COM Yardage: Total: 2.5 Yds / Top: 1 Yd / Sides: 1.5 Yds

2114

COM	GR1	GR2	GR3	GR4	GR5	GR6	GR7	GR8	GR9	GR10	LEA
\$1187	\$1345	\$1413	\$1478	\$1546	\$1611	\$1679	\$1744	\$1811	\$1878	\$2039	\$2191



30"x17"h Round Ottoman - No Legs

(Optional 8 Casters Available / 1 Optional Pull Handle Available)

COM Yardage: Total: 2.5 Yds / Top: 1 Yd / Sides: 1.5 Yds

2116

COM	GR1	GR2	GR3	GR4	GR5	GR6	GR7	GR8	GR9	GR10	LEA
\$1359	\$1519	\$1599	\$1679	\$1759	\$1837	\$1918	\$1998	\$2078	\$2158	\$2239	\$2391



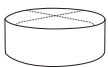
36"x7"h Round Ottoman - No Legs

(Optional 8 Casters Available / 2 Optional Pull Handles Available)

COM Yardage: Total: 3 Yds / Top: 1.25 Yds / Sides: 1.75 Yds

2118

COM	GR1	GR2	GR3	GR4	GR5	GR6	GR7	GR8	GR9	GR10	LEA
\$1611	\$1773	\$1837	\$1905	\$1971	\$2039	\$2104	\$2172	\$2239	\$2304	\$2465	\$2617



36"x13"h Round Ottoman - No Legs

(Optional 8 Casters Available / 2 Optional Pull Handles Available)

COM Yardage: Total: 3 Yds / Top: 1.25 Yds / Sides: 1.75 Yds

2120

COM	GR1	GR2	GR3	GR4	GR5	GR6	GR7	GR8	GR9	GR10	LEA
\$1652	\$1811	\$1892	\$1971	\$2051	\$2131	\$2213	\$2292	\$2371	\$2451	\$2531	\$2684



36"x17"h Round Ottoman - No Legs

(Optional 8 Casters Available / 2 Optional Pull Handles Available)

COM Yardage: Total: 3 Yds / Top: 1.25 Yds / Sides: 1.75 Yds

2122

COM	GR1	GR2	GR3	GR4	GR5	GR6	GR7	GR8	GR9	GR10	LEA
\$1692	\$1852	\$1945	\$2039	\$2131	\$2225	\$2318	\$2410	\$2504	\$2598	\$3491	\$3643

## OPTIONS

Add upcharge to list price and code to model number

FR	CAL 133 (TB 133) Fire Retardant - per yard	\$118	/yd.
MB	Moisture Barrier (up to 60" overall width)	\$164	ea.
2FO	Two Fabric Option	\$131	per unit

CAS15	1.5" Non-Locking Casters - Black	\$21	ea.
PHNDL	Pull Handle	N/C	



DIMENSIONS	18" Square	24" Square
Seat Height:	7", 13", 17"	7", 13", 17"
Overall Depth:	18"	24"
Overall Width:	18"	24"
Overall Height:	7", 13", 17"	7", 13", 17"
Qty./Wt. per carton:	1 ea./50 lbs.	1 ea./50 lbs.



18X17 SQUARE OTTOMAN



24X7 SQUARE OTTOMAN

NOTE: ORDERING CASTERS WILL INCREASE SEAT HEIGHT BY 1-3/8"

## MODEL / DESCRIPTION / LIST PRICING



18"x7"h Square Ottoman - No Legs

(Optional 4 Casters Available / 1 Optional Pull Handle Available)

2125

COM Yardage: Total: 3 Yds / Top: .75 Yds / Sides: 2.25 Yds

COM	GR1	GR2	GR3	GR4	GR5	GR6	GR7	GR8	GR9	GR10	LEA
\$946	\$1093	\$1139	\$1187	\$1233	\$1278	\$1325	\$1372	\$1419	\$1466	\$1511	\$1666



18"x13"h Square Ottoman - No Legs

(Optional 4 Casters Available / 1 Optional Pull Handle Available)

2127

COM Yardage: Total: 3 Yds / Top: .75 Yds / Sides: 2.25 Yds

COM	GR1	GR2	GR3	GR4	GR5	GR6	GR7	GR8	GR9	GR10	LEA
\$985	\$1133	\$1187	\$1240	\$1292	\$1345	\$1399	\$1452	\$1505	\$1558	\$1611	\$1765



18"x17"h Square Ottoman - No Legs

(Optional 4 Casters Available / 1 Optional Pull Handle Available)

2129

COM Yardage: Total: 3 Yds / Top: .75 Yds / Sides: 2.25 Yds

COM	GR1	GR2	GR3	GR4	GR5	GR6	GR7	GR8	GR9	GR10	LEA
\$1026	\$1172	\$1233	\$1292	\$1351	\$1413	\$1472	\$1532	\$1592	\$1652	\$1712	\$1865



24"x7"h Square Ottoman - No Legs

(Optional 4 Casters Available / 1 Optional Pull Handle Available)

2131

COM Yardage: Total: 3.5 Yds / Top: .75 Yds / Sides: 2.75 Yds

COM	GR1	GR2	GR3	GR4	GR5	GR6	GR7	GR8	GR9	GR10	LEA
\$980	\$1125	\$1180	\$1233	\$1286	\$1339	\$1392	\$1446	\$1500	\$1551	\$1605	\$1759



24"x13"h Square Ottoman - No Legs

(Optional 4 Casters Available / 1 Optional Pull Handle Available)

2133

COM Yardage: Total: 3.5 Yds / Top: .75 Yds / Sides: 2.75 Yds

COM	GR1	GR2	GR3	GR4	GR5	GR6	GR7	GR8	GR9	GR10	LEA
\$1018	\$1165	\$1226	\$1286	\$1345	\$1406	\$1466	\$1524	\$1585	\$1645	\$1705	\$1859



24"x17"h Square Ottoman - No Legs

(Optional 4 Casters Available / 1 Optional Pull Handle Available)

2135

COM Yardage: Total: 3.5 Yds / Top: .75 Yds / Sides: 2.75 Yds

COM	GR1	GR2	GR3	GR4	GR5	GR6	GR7	GR8	GR9	GR10	LEA
\$1059	\$1206	\$1272	\$1339	\$1406	\$1472	\$1540	\$1605	\$1672	\$1738	\$1898	\$2051

## OPTIONS

Add upcharge to list price and code to model number

FR	CAL 133 (TB 133) Fire Retardant - per yard	\$118	/yd.
MB	Moisture Barrier (up to 60" overall width)	\$164	ea.
2FO	Two Fabric Option	\$131	per unit

CAS15	1.5" Non-Locking Casters - Black	\$21	ea.
PHNDL	Pull Handle	N/C	



DIMENSIONS	30" Square	36" Square
Seat Height:	7", 13", 17"	7", 13", 17"
Overall Depth:	30"	36"
Overall Width:	30"	36"
Overall Height:	7", 13", 17"	7", 13", 17"
Qty./Wt. per carton:	1 ea./50 lbs.	1 ea./50 lbs.




30X17 SQUARE OTTOMAN



36X13 SQUARE OTTOMAN

NOTE: ORDERING CASTERS WILL INCREASE SEAT HEIGHT BY 1-3/8"

## MODEL / DESCRIPTION / LIST PRICING




2137

30"x7"h Square Ottoman - No Legs  
(Optional 8 Casters Available / 1 Optional Pull Handle Available)

COM Yardage: Total: 2.75 Yds / Top: 1 Yd / Sides: 1.75 Yds

COM	GR1	GR2	GR3	GR4	GR5	GR6	GR7	GR8	GR9	GR10	LEA
\$1159	\$1319	\$1379	\$1438	\$1500	\$1558	\$1618	\$1679	\$1738	\$1799	\$1859	\$2011




2139

30"x13"h Square Ottoman - No Legs  
(Optional 8 Casters Available / 1 Optional Pull Handle Available)

COM Yardage: Total: 2.75 Yds / Top: 1 Yd / Sides: 1.75 Yds

COM	GR1	GR2	GR3	GR4	GR5	GR6	GR7	GR8	GR9	GR10	LEA
\$1199	\$1359	\$1425	\$1493	\$1558	\$1626	\$1692	\$1759	\$1825	\$1892	\$2051	\$2205




2141

30"x17"h Square Ottoman - No Legs  
(Optional 8 Casters Available / 1 Optional Pull Handle Available)

COM Yardage: Total: 2.75 Yds / Top: 1 Yd / Sides: 1.75 Yds

COM	GR1	GR2	GR3	GR4	GR5	GR6	GR7	GR8	GR9	GR10	LEA
\$1372	\$1532	\$1611	\$1692	\$1773	\$1852	\$1932	\$2011	\$2092	\$2172	\$2252	\$2405

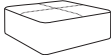


2143

36"x7"h Square Ottoman - No Legs  
(Optional 8 Casters Available / 2 Optional Pull Handles Available)

COM Yardage: Total: 3.5 Yds / Top: 1.25 Yds / Sides: 2.25 Yds

COM	GR1	GR2	GR3	GR4	GR5	GR6	GR7	GR8	GR9	GR10	LEA
\$1626	\$1784	\$1852	\$1918	\$1985	\$2051	\$2119	\$2184	\$2252	\$2318	\$2478	\$2631

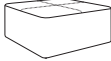


2145

36"x13"h Square Ottoman - No Legs  
(Optional 8 Casters Available / 2 Optional Pull Handles Available)

COM Yardage: Total: 3.5 Yds / Top: 1.25 Yds / Sides: 2.25 Yds

COM	GR1	GR2	GR3	GR4	GR5	GR6	GR7	GR8	GR9	GR10	LEA
\$1666	\$1825	\$1905	\$1985	\$2066	\$2145	\$2225	\$2304	\$2384	\$2465	\$2544	\$2697



2147

36"x17"h Square Ottoman - No Legs  
(Optional 8 Casters Available / 2 Optional Pull Handles Available)

COM Yardage: Total: 3.5 Yds / Top: 1.25 Yds / Sides: 2.25 Yds

COM	GR1	GR2	GR3	GR4	GR5	GR6	GR7	GR8	GR9	GR10	LEA
\$1705	\$1865	\$1958	\$2051	\$2145	\$2239	\$2331	\$2425	\$2518	\$2611	\$3503	\$3656

## OPTIONS

Add upcharge to list price and code to model number

FR	CAL 133 (TB 133) Fire Retardant - per yard	\$118	/yd.
MB	Moisture Barrier (up to 60" overall width)	\$164	ea.
2FO	Two Fabric Option	\$131	per unit

CAS15	1.5" Non-Locking Casters - Black	\$21	ea.
PHNDL	Pull Handle	N/C	

DIMENSIONS	20" Triangle	24" Triangle
Seat Height:	7", 13", 17"	7", 13", 17"
Overall Depth:	20"	24"
Overall Width:	20"	24"
Overall Height:	7", 13", 17"	7", 13", 17"
Qty./Wt. per carton:	1 ea./50 lbs.	1 ea./50 lbs.



20X7 ALMOST TRIANGLE OTTOMAN



24X17 ALMOST TRIANGLE OTTOMAN

NOTE: ORDERING CASTERS WILL INCREASE SEAT HEIGHT BY 1-3/8"

## MODEL / DESCRIPTION / LIST PRICING



20"x7"h Almost Triangle: Ottoman - No Legs  
(Optional 3 Casters Available / 1 Optional Pull Handle Available)

COM Yardage: Total: 2.75 Yds / Top: .75 Yds / Sides: 2 Yds

COM	GR1	GR2	GR3	GR4	GR5	GR6	GR7	GR8	GR9	GR10	LEA
\$1012	\$1159	\$1206	\$1251	\$1298	\$1345	\$1392	\$1438	\$1484	\$1532	\$1579	\$1732



20"x13"h Almost Triangle: Ottoman - No Legs  
(Optional 3 Casters Available / 1 Optional Pull Handle Available)

COM Yardage: Total: 2.75 Yds / Top: .75 Yds / Sides: 2 Yds

COM	GR1	GR2	GR3	GR4	GR5	GR6	GR7	GR8	GR9	GR10	LEA
\$1053	\$1199	\$1251	\$1304	\$1359	\$1413	\$1466	\$1519	\$1572	\$1626	\$1679	\$1832



2154	20"x17"h Almost Triangle: Ottoman - No Legs (Optional 3 Casters Available / 1 Optional Pull Handle Available)										COM Yardage: Total: 2.75 Yds / Top: .75 Yds / Sides: 2 Yds	
	COM	GR1	GR2	GR3	GR4	GR5	GR6	GR7	GR8	GR9	GR10	LEA
	\$1093	\$1240	\$1298	\$1359	\$1419	\$1478	\$1540	\$1599	\$1658	\$1719	\$1779	\$1932



24"x 7"h Almost Triangle: Ottoman - No Legs  
(Optional 3 Casters Available / 1 Optional Pull Handle Available)

COM Yardage: Total: 3.25 Yds / Top: .75 Yds / Sides: 2.5 Yds

COM	GR1	GR2	GR3	GR4	GR5	GR6	GR7	GR8	GR9	GR10	LEA
\$1032	\$1180	\$1233	\$1286	\$1339	\$1392	\$1446	\$1500	\$1551	\$1605	\$1658	\$1811



24"x13"h Almost Triangle: Ottoman - No Legs  
(Optional 3 Casters Available / 1 Optional Pull Handle Available)

COM Yardage: Total: 3.25 Yds / Top: .75 Yds / Sides: 2.5 Yds

COM	GR1	GR2	GR3	GR4	GR5	GR6	GR7	GR8	GR9	GR10	LEA
\$1099	\$1245	\$1304	\$1366	\$1425	\$1484	\$1546	\$1605	\$1666	\$1726	\$1784	\$1939



2160

24"x17"h Almost Triangle: Ottoman - No Legs

(Optional 3 Casters Available / 1 Optional Pull Handle Available)

COM Yardage: Total: 3.25 Yds / Top: .75 Yds / Sides: 2.5 Yds

COM	GR1	GR2	GR3	GR4	GR5	GR6	GR7	GR8	GR9	GR10	LEA
\$1125	\$1272	\$1339	\$1406	\$1472	\$1540	\$1605	\$1672	\$1738	\$1806	\$1965	\$2119

## OPTIONS

Add upcharge to list price and code to model number

FR	CAL 133 (TB 133) Fire Retardant - per yard	\$118	/yd.
MB	Moisture Barrier (up to 60" overall width)	\$164	ea.
2FO	Two Fabric Option	\$131	per unit

CAS15	1.5" Non-Locking Casters - Black	\$21	ea.
PHNDL	Pull Handle	N/C	



DIMENSIONS	25" Rectangle	53" Rectangle
Seat Height:	7", 13", 17"	7", 13", 17"
Overall Depth:	19"	21"
Overall Width:	25"	53"
Overall Height:	7", 13", 17"	7", 13", 17"
Qty./Wt. per carton:	1 ea./50 lbs.	1 ea./50 lbs.



21X7 ALMOST RECTANGLE OTTOMAN



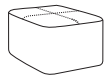
21X13 ALMOST RECTANGLE OTTOMAN

NOTE: ORDERING CASTERS WILL INCREASE SEAT HEIGHT BY 1-3/8"

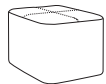
## MODEL / DESCRIPTION / LIST PRICING



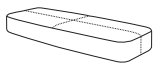
<b>2180</b>	25"x7"h Almost Rectangle Ottoman - No Legs (Optional 4 Casters Available / 1 Optional Pull Handle Available)		COM Yardage: Total: 3.25 Yds / Top: .75 Yds / Sides: 2.5 Yds									
COM	GR1	GR2	GR3	GR4	GR5	GR6	GR7	GR8	GR9	GR10	LEA	
\$1038	\$1187	\$1240	\$1292	\$1345	\$1399	\$1452	\$1505	\$1558	\$1611	\$1666	\$1818	



<b>2182</b>	25"x13"h Almost Rectangle Ottoman - No Legs (Optional 4 Casters Available / 1 Optional Pull Handle Available)		COM Yardage: Total: 3.25 Yds / Top: .75 Yds / Sides: 2.5 Yds									
COM	GR1	GR2	GR3	GR4	GR5	GR6	GR7	GR8	GR9	GR10	LEA	
\$1106	\$1251	\$1313	\$1372	\$1432	\$1493	\$1551	\$1611	\$1672	\$1732	\$1791	\$1945	



<b>2184</b>	25"x17"h Almost Rectangle Ottoman - No Legs (Optional 4 Casters Available / 1 Optional Pull Handle Available)		COM Yardage: Total: 3.25 Yds / Top: .75 Yds / Sides: 2.5 Yds									
COM	GR1	GR2	GR3	GR4	GR5	GR6	GR7	GR8	GR9	GR10	LEA	
\$1133	\$1278	\$1345	\$1413	\$1478	\$1546	\$1611	\$1679	\$1744	\$1811	\$1971	\$2124	



<b>2186</b>	53"x7"h Almost Rectangle Ottoman - No Legs (Optional 8 Casters Available / 2 Optional Pull Handles Available)		COM Yardage: Total: 3.5 Yds / Top: 1.5 Yds / Sides: 2 Yds									
COM	GR1	GR2	GR3	GR4	GR5	GR6	GR7	GR8	GR9	GR10	LEA	
\$1985	\$2145	\$2252	\$2318	\$2384	\$2491	\$2558	\$2624	\$2692	\$2758	\$2918	\$3070	



<b>2188</b>	53"x13"h Almost Rectangle Ottoman - No Legs (Optional 8 Casters Available / 2 Optional Pull Handles Available)		COM Yardage: Total: 3.5 Yds / Top: 1.5 Yds / Sides: 2 Yds									
COM	GR1	GR2	GR3	GR4	GR5	GR6	GR7	GR8	GR9	GR10	LEA	
\$2239	\$2398	\$2504	\$2584	\$2665	\$2770	\$2850	\$2930	\$3010	\$3092	\$3171	\$3324	



<b>2190</b>	53"x17"h Almost Rectangle Ottoman - No Legs (Optional 8 Casters Available / 2 Optional Pull Handles Available)		COM Yardage: Total: 3.5 Yds / Top: 1.5 Yds / Sides: 2 Yds									
COM	GR1	GR2	GR3	GR4	GR5	GR6	GR7	GR8	GR9	GR10	LEA	
\$2284	\$2445	\$2550	\$2644	\$2738	\$2844	\$2938	\$3030	\$3123	\$3216	\$4110	\$4262	

## OPTIONS

Add upcharge to list price and code to model number

FR	CAL 133 (TB 133) Fire Retardant - per yard	\$118	/yd.
MB	Moisture Barrier (up to 60" overall width)	\$164	ea.
2FO	Two Fabric Option	\$131	per unit

CAS15	1.5" Non-Locking Casters - Black	\$21	ea.
PHNDL	Pull Handle	N/C	

## MINGLE

The Mingle tables have multiple fun shapes that allow you a variety of configurations for any fun learning space. Mingle tables move up or down with pin-set legs, can gather for group tables for collaborative learning or separate into single tables, for personal use. It offers options like casters, ganging and power/data to give you the adaptability that works right for your space.



BOOMER



BOWED TRAPEZOID



TILTED SQUARE



ROUND



SQUARE



RECTANGLE

### ORDERING INFORMATION

- |                               |                              |
|-------------------------------|------------------------------|
| 1) Series Name                | 6) Edge Style Code and Color |
| 2) Model Number               | 7) Optional Items            |
| 3) Size                       |                              |
| 4) Quantity                   |                              |
| 5) Laminate Selection and No. |                              |

### BASE SPECIFICATIONS

**Table Height:** Table height range is 23.25" to 31.25" with glides, 26" to 34" with casters.

**Legs:** The Mingle offers adjustable tubular steel upper leg in brushed aluminum with a 2" diameter chrome lower. Adjustable height legs include a positive locking device that employ two set screws to secure the lower leg. These are adjustable via the included Allen-head setscrew and wrench.

**Plate:** 5-3/8" x 5-3/8" triangle and it is 1/8" thick

**Glides:** Premium ABS plastic adjustable glides

**Casters:** All models available with optional 3" dia. premium smooth rolling black plastic locking casters. Wire management not available.

**Assembly:** Mingle base is a completely welded one piece outer sleeve with pin adjustable insert, no tie-rod assembly. The top plate is welded to the vertical column. Leg mounts to tabletop with 1/4-20 machine screws into metal inserts in top; NO WOOD SCREWS ARE USED.

### STANDARD BASE FINISHES

**Metal Legs:** Brushed aluminum outer sleeve with a polished chrome inner adjustable lower leg

### TABLE TOP SPECIFICATIONS

#### Table Top

Table top core is CARB Compliant 1.25" particle board. Laminate and phenolic backing are glued with water based adhesives. Tops have radius corners.

### COLOR / EDGE SELECTION

#### Laminate Selections

ERG offers over 1000 standard laminate choices from Nevamar, Wilsonart, Formica and Pionite. Wood veneer is available in transparent stain colors - custom stain matching available for an upcharge.

#### Edge Selections

ERG offers a wide variety of table top edge materials including PVC, wood, aluminum and resin/urethane.

Special Edge Note: When ganging or butting tables together, ERG recommends using 3MM flat edge or flat wood edge. Square tables using **T-MOLD** edge will have a 3" radius on all corners.

#### Table Edges

All corners have a radius edge.

Edges available are:

2B (3MM solid colors)

3A (3MM woodgrain colors)

4B (exposed multi-ply flat).

## OPTIONS

- CODE: GD3 - Flat Ganging Device for Café & Training Tables
- CODE: CAS3 - 3" Locking Casters - Black

### DETAIL



PIN HEIGHT ADJUSTMENT DETAIL



ADJUSTABLE GLIDES

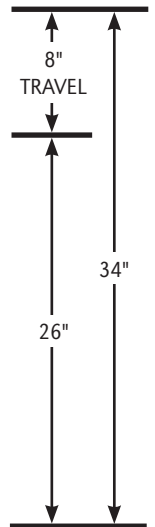


OPTIONAL MOBILE LOCKING CASTERS

### CASTERS: TABLE HEIGHT RANGE

Adjustable in 1" increments.

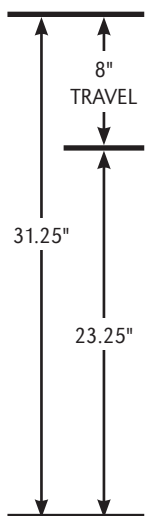
NOTE: HEIGHT INCLUDES 1.25" TABLE TOP



### GLIDE: TABLE HEIGHT RANGE

Adjustable in 1" increments.

NOTE: HEIGHT INCLUDES 1.25" TABLE TOP



TILTED SQUARE  
TRAINING TABLE



**MODEL / DESCRIPTION / LIST PRICING**

**MINGLE | TRAINING | TILTED SQUARE**



Model Number	Table Top Size	Shpg. Wght	Legs	LAMINATE TOP EDGES		
				2B	3A	6Q
MGLTSQ	36 X 52	85	4	\$1071	\$1322	\$2356

**MINGLE | TRAINING | BOWED TRAPEZOID**

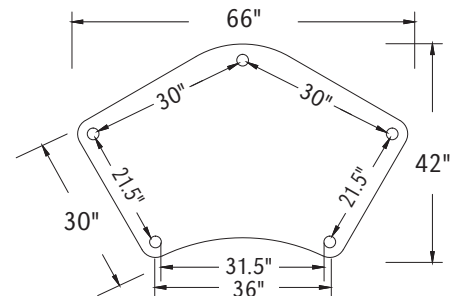
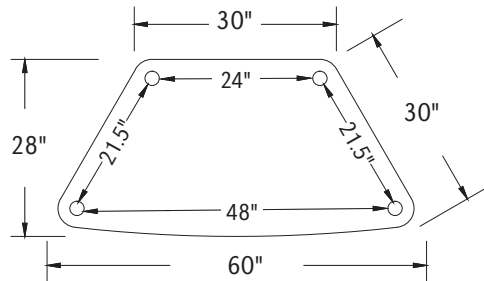
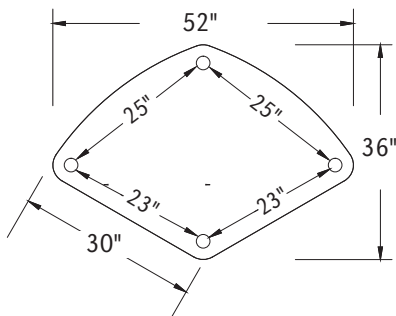


Model Number	Table Top Size	Shpg. Wght	Legs	LAMINATE TOP EDGES		
				2B	3A	6Q
MGLTZD	28 X 60	90	4	\$1087	\$1342	\$2391

**MINGLE | TRAINING | BOOMER**



Model Number	Table Top Size	Shpg. Wght	Legs	LAMINATE TOP EDGES		
				2B	3A	6Q
MGLBMR	42 X 66	102	5	\$1314	\$1615	\$2891



**OPTIONS**

Add upcharge to list price and code to model number

CAS3	3" Locking Casters - Black	\$34	ea.	GD3	Flat Ganging Device for Café & Training Tables	\$137	per pair
------	----------------------------	------	-----	-----	------------------------------------------------	-------	----------



42" ROUND TRAINING TABLE



36" SQUARE TRAINING TABLE

**MODEL / DESCRIPTION / LIST PRICING**
**MINGLE | TRAINING | ROUND**


ROUND

Model Number	Table Top Size	Shpg. Wght	Legs	LAMINATE TOP EDGES		
				2B	3A	6Q
MGL36D	36" Dia.	58	4	\$873	\$1043	\$1921
MGL42D	42" Dia.	72	4	\$1036	\$1271	\$2279
MGL48D	48" Dia.	88	4	\$1198	\$1479	\$2636

**MINGLE | TRAINING | SQUARE**


SQUARE

Model Number	Table Top Size	Shpg. Wght	Legs	LAMINATE TOP EDGES		
				2B	3A	6Q
MGL36S	36" Sq.	72	4	\$873	\$1043	\$1921
MGL42S	42" Sq.	90	4	\$1061	\$1298	\$2334

**OPTIONS**

Add upcharge to list price and code to model number

CAS3	3" Locking Casters - Black	\$34	ea.	GD3	Flat Ganging Device for Café & Training Tables	\$137	per pair
------	----------------------------	------	-----	-----	------------------------------------------------	-------	----------



24X48 RECTANGLE  
TRAINING TABLE



**MODEL / DESCRIPTION / LIST PRICING**

**MINGLE | TRAINING | RECTANGLE**



RECTANGLE

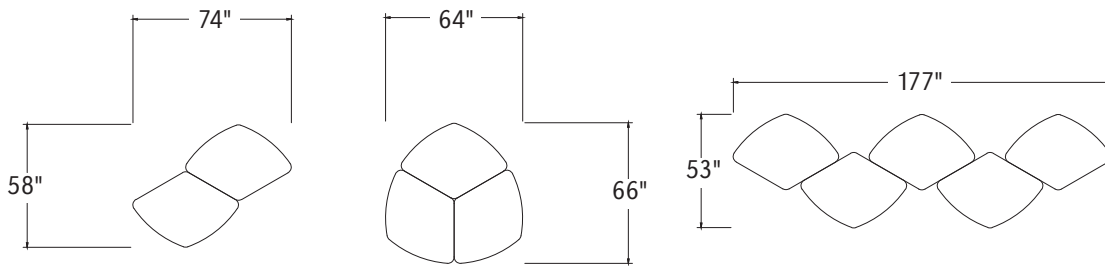
Model Number	Table Top Size	Shpg. Wght	Legs	LAMINATE TOP EDGES		
				2B	3A	6Q
MGL2436	24 X 36	61	4	\$822	\$972	\$1808
MGL2448	24 X 48	70	4	\$863	\$1027	\$1899
MGL2460	24 X 60	79	4	\$904	\$1087	\$1989
MGL2472	24 X 72	88	4	\$1022	\$1225	\$2248
MGL3036	30 X 36	68	4	\$859	\$1023	\$1890
MGL3048	30 X 48	79	4	\$909	\$1093	\$2000
MGL3060	30 X 60	90	4	\$959	\$1164	\$2110
MGL3072	30 X 72	102	4	\$1086	\$1312	\$2389
MGL3648	36 X 48	88	4	\$966	\$1173	\$2125
MGL3660	36 X 60	102	4	\$1024	\$1254	\$2253
MGL3672	36 X 72	115	4	\$1159	\$1418	\$2550

**OPTIONS**

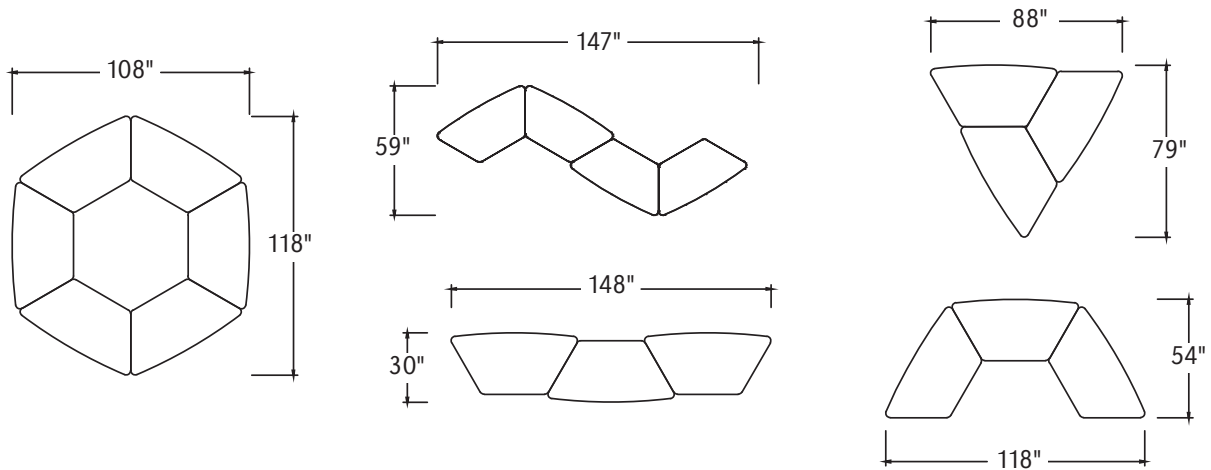
Add upcharge to list price and code to model number

CAS3	3" Locking Casters - Black	\$34	ea.	GD3	Flat Ganging Device for Café & Training Tables	\$137	per pair
------	----------------------------	------	-----	-----	------------------------------------------------	-------	----------

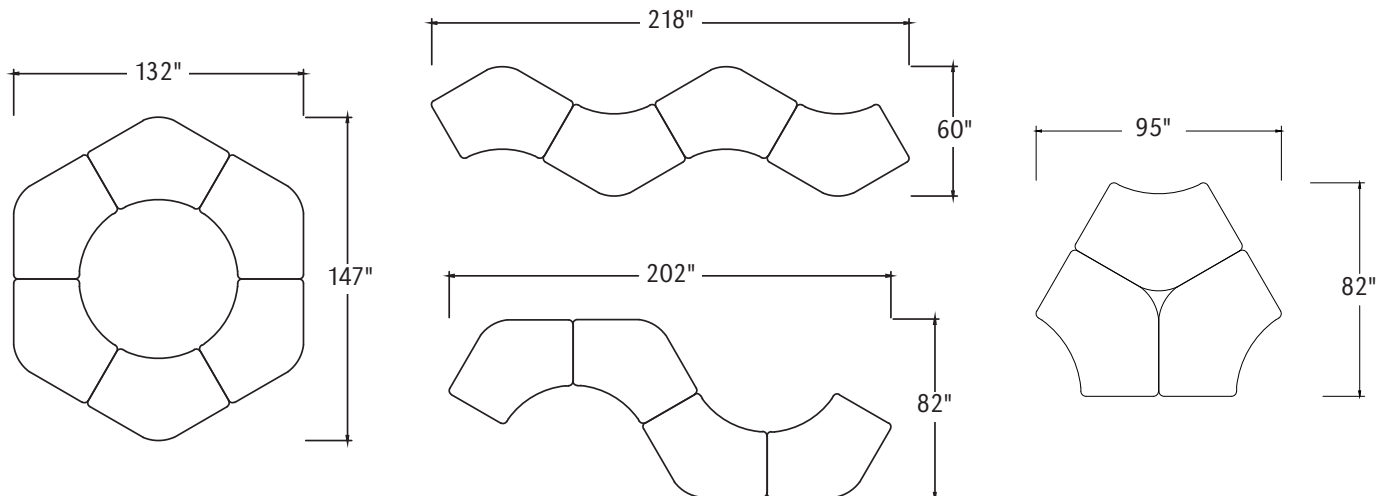
### TILTED SQUARE



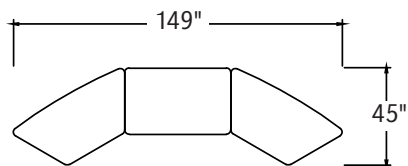
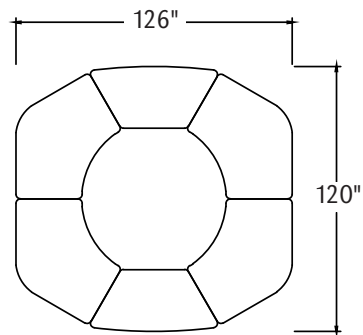
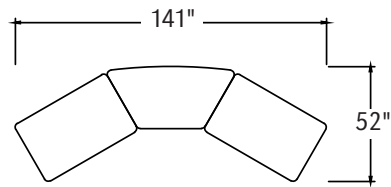
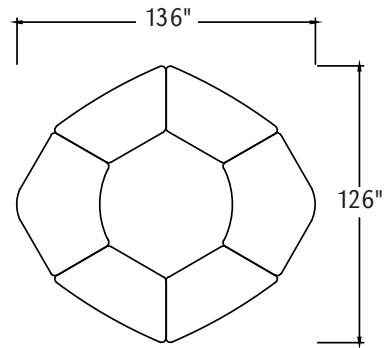
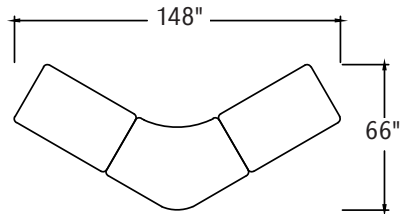
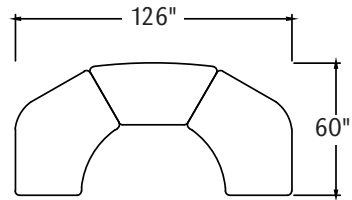
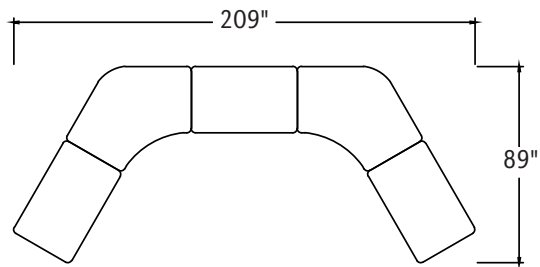
### TRAPEZOID



### BOOMER



**MULTI-SHAPED CONFIGURATIONS**



## MONACO

Monaco tables features a unique square stainless steel column and base. The collection consists of café and conference tables that nicely complement any modern café area or meeting room.



48" SQUARE CAFÉ TABLE  
SHOWN WITH OPTIONAL POWDER COAT FINISH



60X144" RECTANGLE CONFERENCE TABLE

### ORDER INFORMATION

- |                 |                               |
|-----------------|-------------------------------|
| 1) Series Name  | 5) Laminate Selection and No. |
| 2) Model Number | 6) Edge Style Code and Color  |
| 3) Size         | 7) Optional Items             |
| 4) Quantity     |                               |

### BASE SPECIFICATIONS

**Column:** 3.15" square stainless steel #201  
**Base:** Square stainless steel #201. Base spread is 17", 22" or 24"  
**Plate:** 12" X 12" square, 14" X 14" square  
**Spider:** Depending on size of tabletop: 13" X 13" square, 24" x 24" square  
**Glides:** Nylon glides  
**Assembly:** Base mounts to tabletop with ¼-20 x 1" machine screws into metal inserts in top. NO WOOD SCREWS ARE USED.

### STANDARD BASE FINISH

**Square Metal Base:** Stainless Steel

### OPTIONAL BASE FINISH

**Square Metal Base:** Standard Powder Coat

### COLOR / EDGE SELECTIONS

#### Laminate/Veneer Selections

ERG offers over 1000 standard laminate choices from Nevamar, Wilsonart, Formica and Pionite. Wood veneer is available in transparent stain colors - custom stain matching available for an upcharge.

#### Edge Selections

ERG offers a wide variety of table top edge materials including PVC, wood, aluminum and resin/urethane.

Special Edge Note: When ganging or butting tables together, ERG recommends using 3MM flat edge or flat wood edge. Square tables using **T-MOLD** edge will have a 3" radius on all corners.

### OPTIONS

- CODE: SF - Powder Coat Finish
- CODE: GD3 - Flat Ganging Device for Café & Training Tables
- CODE: STH - Special Table Height (other than 29" or 42")
- CODE: RAD - 3" Radius Corners for 3MM Edge
- CODE: CRT - Racetrack table top
- CODE: COT - Elliptical Table top
- CODE: CBT - Boat table top
- CODE: CAT - Almost Rectangle Table Top.



36" ROUND CAFÉ TABLE  
SHOWN WITH OPTIONAL POWDER COAT FINISH

## MODEL / DESCRIPTION / LIST PRICING

### MONACO | CAFÉ | ROUND

●  
ROUND

Model Number	Table Top Size	Base Spread	Table Height	Shpg. Wght.	LAMINATE TOP ASSORTED EDGES							VENEER TOP	
					GRP 1	GRP 2	GRP 3	GRP 4	GRP 5	GRP 6	GRP 7	GRP 8	GRP 9
MON24D	24" Dia.	17"	29"	60	\$779	\$796	\$902	\$1104	\$1121	\$1268	\$1441	\$1718	\$1998
MON30D	30" Dia.	17"	29"	63	\$938	\$955	\$1098	\$1376	\$1393	\$1585	\$1817	\$2093	\$2391
MON36D	36" Dia.	22"	29"	73	\$1051	\$1074	\$1246	\$1593	\$1610	\$1841	\$2120	\$2375	\$2672
MON42D	42" Dia.	22"	29"	108	\$1313	\$1346	\$1571	\$2024	\$2041	\$2347	\$2712	\$2989	\$3337
MON48D	48" Dia.	22"	29"	117	\$1523	\$1561	\$1832	\$2389	\$2406	\$2772	\$3214	\$3488	\$3852

### MONACO | CAFÉ | SQUARE

■  
SQUARE

Model Number	Table Top Size	Base Spread	Table Height	Shpg. Wght.	LAMINATE TOP ASSORTED EDGES							VENEER TOP	
					GRP 1	GRP 2	GRP 3	GRP 4	GRP 5	GRP 6	GRP 7	GRP 8	GRP 9
MON24S	24" Sq.	17"	29"	38	\$776	\$792	\$902	\$1114	\$1131	\$1280	\$1464	\$1719	\$1984
MON2430S	24x30 Sq.	17"	29"	74	\$829	\$848	\$979	\$1232	\$1249	\$1426	\$1637	\$1861	\$2114
MON30S	30" Sq.	17"	29"	74	\$923	\$944	\$1085	\$1361	\$1377	\$1573	\$1806	\$2066	\$2350
MON36S	36" Sq.	22"	29"	92	\$1067	\$1089	\$1268	\$1622	\$1639	\$1879	\$2165	\$2413	\$2705
MON42S	42" Sq.	22"	29"	135	\$1402	\$1436	\$1660	\$2107	\$2124	\$2431	\$2794	\$3155	\$3569
MON48S	48" Sq.	24"	29"	132	\$1788	\$1834	\$2162	\$2845	\$2862	\$3306	\$3843	\$4122	\$4521

### MONACO | CAFÉ | RECTANGLE

■  
RECTANGLE

Model Number	Table Top Size	Base Spread	Table Height	Shpg. Wght.	LAMINATE TOP ASSORTED EDGES							VENEER TOP	
					GRP 1	GRP 2	GRP 3	GRP 4	GRP 5	GRP 6	GRP 7	GRP 8	GRP 9
MON2448	24x48 Sq.	2-17"	29"	70	\$1268	\$1295	\$1471	\$1823	\$1840	\$2081	\$2372	\$2802	\$3245
MON2460	24x60 Sq.	2-17"	29"	79	\$1323	\$1354	\$1549	\$1947	\$1964	\$2231	\$2555	\$2955	\$3378
MON3048	30x48 Sq.	2-17"	29"	79	\$1320	\$1346	\$1544	\$1935	\$1952	\$2222	\$2540	\$2941	\$3369
MON3060	30x60 Sq.	2-17"	29"	90	\$1398	\$1429	\$1655	\$2107	\$2124	\$2433	\$2798	\$3150	\$3557

Note: When optional base finish is required, please multiply upcharge by 2 for tables supported with an extra base.

## OPTIONS

Add upcharge to list price and code to model number

SF	Powder Coat Finish	\$79	per base	STH	Special Table Height (other than 29" or 42")	\$197	per leg
GD3	Flat Ganging Device for Café & Training Tables	\$137	per pair	RAD	3" Radius Corners for 3MM Edge	\$262	per table



30" ROUND BAR HEIGHT TABLE

## MODEL / DESCRIPTION / LIST PRICING

### MONACO | BAR HEIGHT | ROUND



ROUND

Model Number	Table Top Size	Base Spread	Table Height	Shpg. Wght.	LAMINATE TOP ASSORTED EDGES							VENEER TOP	
					GRP 1	GRP 2	GRP 3	GRP 4	GRP 5	GRP 6	GRP 7	GRP 8	GRP 9
MONH24D	24" Dia.	17"	42"	65	\$947	\$964	\$1070	\$1262	\$1279	\$1427	\$1599	\$2036	\$2443
MONH30D	30" Dia.	17"	42"	70	\$1105	\$1123	\$1267	\$1536	\$1553	\$1746	\$1976	\$2411	\$2837
MONH36D	36" Dia.	22"	42"	75	\$1270	\$1295	\$1466	\$1799	\$1816	\$2049	\$2328	\$2793	\$3253

### MONACO | BAR HEIGHT | SQUARE



SQUARE

Model Number	Table Top Size	Base Spread	Table Height	Shpg. Wght.	LAMINATE TOP ASSORTED EDGES							VENEER TOP	
					GRP 1	GRP 2	GRP 3	GRP 4	GRP 5	GRP 6	GRP 7	GRP 8	GRP 9
MONH36S	36" Sq.	24"	42"	80	\$1209	\$1237	\$1414	\$1761	\$1777	\$2018	\$2307	\$2692	\$3095

Note: Other bar height sizes available. Call for pricing.

## OPTIONS

Add upcharge to list price and code to model number

SF	Powder Coat Finish	\$79	per base	STH	Special Table Height (other than 29" or 42")	\$197	per leg
GD3	Flat Ganging Device for Café & Training Tables	\$137	per pair	RAD	3" Radius Corners for 3MM Edge	\$262	per table



42X96" RECTANGLE CONFERENCE TABLE

**MODEL / DESCRIPTION / LIST PRICING**
**MONACO | CONFERENCE | RECTANGLE**

RECTANGLE

Model Number	TableTop Size	Base Spread	Table Height	Shpg. Wght.	LAMINATETOPASSORTEDEGES							VENEERTOP	
					GRP1	GRP2	GRP3	GRP4	GRP5	GRP6	GRP7	GRP8	GRP9
MONC4272	42X72	2-22"	29"	129	\$3465	\$3536	\$4015	\$4983	\$5000	\$5657	\$6441	\$8778	\$9892
MONC4284	42X84	2-22"	29"	144	\$3601	\$3676	\$4191	\$5232	\$5249	\$5949	\$6791	\$9167	\$10278
MONC4296	42X96	2-22"	29"	160	\$3695	\$3772	\$4326	\$5443	\$5460	\$6206	\$7103	\$9475	\$10555
MONC4872	48X72	2-24"	29"	142	\$3544	\$3615	\$4126	\$5157	\$5174	\$5868	\$6696	\$9033	\$10121
MONC4884	48X84	2-24"	29"	160	\$3921	\$4001	\$4543	\$5651	\$5668	\$6412	\$7304	\$9941	\$11193
MONC4896	48X96	2-24"	29"	178	\$4028	\$4111	\$4699	\$5890	\$5907	\$6702	\$7657	\$10290	\$11506
MONC48108*	48X108	3-24"	29"	196	\$4291	\$4379	\$5003	\$6270	\$6287	\$7139	\$8155	\$10955	\$12250
MONC48120*	48X120	3-24"	29"	214	\$4399	\$4493	\$5155	\$6511	\$6528	\$7427	\$8506	\$11306	\$12566
MONC48144*	*48X144	3-24"	29"	250	\$5151	\$5258	\$5994	\$7498	\$7515	\$8515	\$9720	\$13120	\$14707
MONC6096	60X96	2-24"	29"	214	\$4540	\$4634	\$5295	\$6635	\$6652	\$7548	\$8622	\$11595	\$12971
MONC60108*	60X108	3-24"	29"	237	\$4754	\$4853	\$5557	\$7001	\$7018	\$7976	\$9126	\$12179	\$13572
MONC60120*	60X120	3-24"	29"	259	\$5001	\$5106	\$5858	\$7404	\$7421	\$8441	\$9666	\$12846	\$14283
MONC60144*	*60X144	3-24"	29"	304	\$5990	\$6113	\$6957	\$8678	\$8695	\$9843	\$11224	\$15221	\$17107

\* Asterisk after model number indicates 2+ pieces tops with center seam for tables over 96"

Note: Other sizes are available, please call ERG Customer Service.

**OPTIONS**

Add upcharge to list price and code to model number

SF	Powder Coat Finish	\$79	per base	CBT	Boat table top	add 25%
GD3	Flat Ganging Device for Café & Training Tables	\$137	per pair	STH	Special Table Height (other than 29" or 42")	\$197 per leg
CRT	Racetrack table top	add 20%		RAD	3" Radius Corners for 3MM Edge	\$262 per table
COT	Elliptical table top	add 20%		CAT	Almost Rectangle table top	add 25%

**MORGAN**

The Morgan stool offers a modern looking saddle seat on a sleek base. It offers three seat options: wood seat, wood seat with fabric seat insert, and a fully upholstered seat. With its streamlined look Morgan is great for café dining area, casual meeting, huddle areas and other types of gathering spaces.



BAR STOOL



COUNTER STOOL WITH SEAT INSERT AND  
OPTIONAL POWDER COAT FRAME COLOR

## ORDERING INFORMATION

### To Order Please Specify:

- |                 |                          |
|-----------------|--------------------------|
| 1) Series Name  | 4) Wood Stain Color      |
| 2) Model Number | 5) Fabric Grade & Number |
| 3) Quantity     | 6) Optional Items        |

CHAIRS	WEIGHT LIMIT
Metal Frame Stool	350 lbs.

## STANDARD BASE FINISHES

**Sled Base:** Polished Chrome

## OPTIONAL BASE FINISHES

**Sled Base:** Standard Powder Coat

## GENERAL SPECIFICATIONS

### Wood Seat

Contoured 0.5" thick multiply shell. Seat can be upholstered with choice of fabric, vinyl, crypton, leather or approved COM

### Frame

0.5" round solid steel with footrest

### Glides

Factory installed poly glides

### Stacking

- Upholstered seat - up to 5 high on the floor
- Wood seat - up to 5 high on the floor

## OPTIONS

- CODE: FR - CAL 133 (TB 133) Fire Retardant
- CODE: MBC - Moisture Barrier Chair
- CODE: SF - Powder Coat Finish



DIMENSIONS	Bar Stool
Seat Height:	30.5"
Overall Width:	20"
Overall Depth:	20"
Qty./Wt. per carton:	3 ea./60 lbs.

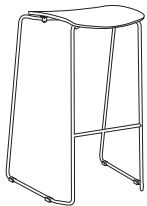


UP TO THREE STOOLS CAN STACK




BAR STOOL WITH SEAT INSERT AND  
OPTIONAL POWDER COAT FRAME COLOR

## MODEL / DESCRIPTION / LIST PRICING



### 8950 Wood Seat Stool


Stain  
\$689



### 8950/SI Wood Seat Stool w/Upholstered Seat Insert

COM Yardage: 0.75 Yd

COM	GR1	GR2	GR3	GR4	GR5	GR6	GR7	GR8	GR9	GR10	LEA
\$809	\$846	\$870	\$901	\$931	\$963	\$992	\$1023	\$1053	\$1085	\$1114	\$1300



### 8950/U Fully Upholstered Stool

COM Yardage: 0.75 Yd

COM	GR1	GR2	GR3	GR4	GR5	GR6	GR7	GR8	GR9	GR10	LEA
\$722	\$759	\$783	\$814	\$845	\$875	\$905	\$936	\$967	\$997	\$1027	\$1212

## OPTIONS

Add upcharge to list price and code to model number

FR	CAL 133 (TB 133) Fire Retardant	\$118	/yd
MBC	Moisture Barrier Chair	\$84	ea.

SF	Powder Coat Finish	\$76	
----	--------------------	------	--

DIMENSIONS	Counter Stool
Seat Height:	27.5"
Overall Width:	19"
Overall Depth:	18.5"
Qty./Wt. per carton:	3 ea./60 lbs.




COUNTER HEIGHT STOOL  
WITH SEAT INSERT



COUNTER HEIGHT STOOL

## MODEL / DESCRIPTION / LIST PRICING



### 8952 Wood Seat Counter Height Stool

Stain  
\$736



### 8952/SI Wood Seat Counter Height Stool w/Upholstered Seat Insert

COM Yardage: 0.75 Yd

COM	GR1	GR2	GR3	GR4	GR5	GR6	GR7	GR8	GR9	GR10	LEA
\$855	\$893	\$918	\$947	\$977	\$1009	\$1040	\$1069	\$1099	\$1131	\$1162	\$1346



### 8952/U Fully Upholstered Counter Height Stool

COM Yardage: 0.75 Yd

COM	GR1	GR2	GR3	GR4	GR5	GR6	GR7	GR8	GR9	GR10	LEA
\$768	\$806	\$829	\$860	\$892	\$922	\$951	\$982	\$1014	\$1044	\$1074	\$1259

## OPTIONS

Add upcharge to list price and code to model number

FR	CAL 133 (TB 133) Fire Retardant	\$118	/yd
MBC	Moisture Barrier Chair	\$84	ea.

SF	Powder Coat Finish	\$76	
----	--------------------	------	--

**MUFFET**

The Muffet is ideal for children's areas and seating. Muffet is available in full round only.



MUFFET WITH TWO FABRIC OPTION

## ORDERING INFORMATION

- To Order Please specify:**
- 1) Series Name
  - 2) Model Number
  - 3) Quantity
  - 4) Fabric Grade and Number
  - 5) Laminate Choice (Optional Plinth)
  - 6) Optional Items/Finishes

## GENERAL SPECIFICATIONS

### Frame Construction

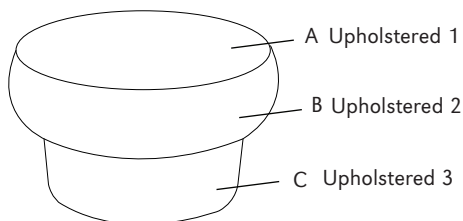
Frame assembly is constructed of multi-ply hardwood, with tongue and groove construction. All foam is fully bonded to frame. Seat cushions are 5" graded high resiliency (H.R.) block foam, covered entirely with special bonded polyester fiber to protect final upholstery. No sag-springs are installed in along with interlocking helicoil springs to prevent sagging and provide additional seat support.

### Upholstery

Seat is covered in choice of fabric, vinyl, crypton, leather or COM. (For matching patterned fabric allow 15% more yardage.) ERG uses only water based glues and adhesives in our upholstery process.

## OPTIONS

- CODE: FR - CAL 133 (TB 133) Fire Retardant
- CODE: MB - Moisture Barrier (up to 60" overall width)
- CODE: SBH - Special Height
- CODE: 2FO - Two Fabric Option
- CODE: 3FO - Three Fabric Option



Due to fabric design options it is necessary to include with your order a **sketch/layout** to specify which fabric is to be used on each area of the Muffet/Puffet. Use the callouts shown to define fabric areas in your sketch.

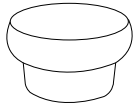
SOFT SEATING	WEIGHT LIMIT
1 Seat	500 lbs.

DIMENSIONS	Muffet
Overall Depth:	24"
Overall Width:	24"
Overall Height:	15"
Qty./Wt.:	1 ea./36 lbs.



MUFFET OTTOMAN

## MODEL / DESCRIPTION / LIST PRICING



**1353** Muffet Full Round Ottoman 24" Dia.

COM Yardage: Total: 3.5 Yds. / Top: 2 Yds. / Base: 1.5 Yds.

COM	GR1	GR2	GR3	GR4	GR5	GR6	GR7	GR8	GR9	GR10	LEA
\$1441	\$1541	\$1602	\$1666	\$1735	\$1805	\$1876	\$1950	\$2031	\$2110	\$2196	\$2592

## OPTIONS

Add upcharge to list price and code to model number

FR	CAL 133 (TB 133) Fire Retardant	\$118	/yd.
MB	Moisture Barrier (up to 60" overall width)	\$164	ea.
2FO	Two fabric option	\$131	

3FO	Three fabric option	\$199	
SBH	Special Height	\$386	

**NAPOLI**

The Napoli Banquette shows a variety of unique upholstery designs from the seat to the back, giving fun aesthetic options for contrasting fabrics. This collection offers a plinth base and clean out, for the perfect fit into any dining space.



**ORDERING INFORMATION**

- |                          |                                  |
|--------------------------|----------------------------------|
| 1) Series Name           | 6) Contrasting Fabrics           |
| 2) Model Number          | 7) Back Fabric Design Options    |
| 3) Size                  | 8) Plinth Base Finish            |
| 4) Quantity              | 9) Panel Laminate/Edge Selection |
| 5) Fabric Grade & Number | 10) Optional Items               |

SOFT SEATING	WEIGHT LIMIT
1 Seat	500 lbs.
2 Seat	1000 lbs.
3 Seat	1500 lbs.



STANDARD BANQUETTE COMES WITH A FLUSH PLINTH BASE ON SIDES FOR GANGING, AND RECESSED FRONT.



STANDARD GANGED PLINTH BASE, WITH 1/2" GAP BETWEEN BASES

**GENERAL SPECIFICATIONS**

**Upholstery / Foam**

Seat and back are covered in choice of fabric, vinyl, crypton, leather or COM. All foam is fully bonded to frame. Seat cushions are 5" graded high resiliency (H.R.) block foam with back 2.5" (H.R.) foam. Seats and backs are covered entirely with special bonded polyester fiber to protect final upholstery. ERG uses only water based glues and adhesives in our upholstery process.

**Frame Construction**

Frame assembly is constructed of multi-ply hardwood, with tongue and groove construction. No sag-springs are installed in seat & back along with interlocking helicoil springs to prevent sagging and provide additional lower back and seat support.

**Base Details**

**Plinth Base:** The plinth base is available in a choice of laminate or unfinished so that you can add your own cove base or carpet. Note: when plinth base is ganged, there will be a 1/2" gap between plinth bases.

**Back Designs**

Split and V-designs for the back are included in the list price.

**Anchoring**

Napoli dining benches are easy to anchor to the floor. Floor mount instructions can be provided by customer service. Hardware for anchoring bench to the floor is not included.

**Note**


Please allow extra fabric for repeat design.

**Note for Edge of privacy panels:**

- Straight panels: available with 3MM PVC or laminate self edge. Select from any of our 3MM PVC edges in solid or wood tone, no custom colors available.
- Curved panels: will only be available with laminate self edge.
- Both straight and curved panels: when combining straight panels and curved panels, ONLY self edge is available.

## OPTIONS


- CODE: FR - CAL 133 (TB 133) Fire Retardant
- CODE: MB -Moisture Barrier (up to 60" overall width)
- CODE: MB60 -Moisture Barrier (over 60" overall width)
- CODE: MBB -Moisture Barrier (up to 60" overall width Back-to-Back)
- CODE: MBB60 -Moisture Barrier (over 60" overall width Back-to-Back)
- CODE: 2FO - Two Fabric Option
- CODE: 3FO - Three Fabric Option
- CODE: 4FO - Four Fabric Option
- CODE: USS - Under Seat Fully Lined Storage
- CODE: CO - Clean Out (overall width up to 60")
- CODE: CO1 - Clean Out (overall width over 60")
- CODE: COB - Clean Out Back-to-Back (overall width up to 60")
- CODE: CO1B - Clean Out Back-to-Back (overall width over 60")
- CODE: UFB - Unfinished Plinth Base
- CODE: RB1 - Recessed Plinth Base (1 Side only)
- CODE: RB2 - Recessed Plinth Base (2 Sides)
- CODE: GBP - Ganging Bracket for Plinth Base



UNDER SEAT FULLY LINED STORAGE



TWO FABRIC OPTION



CLEANOUT



OPTIONAL RECESSED PLINTH BASE  
AVAILABLE, ON ONE OR TWO SIDES.

① **STANDARD DESIGN BACK**



48" wide bench with Standard design and optional contrasting fabrics

② **SPLIT DESIGN BACK**



48" wide bench with Split design and optional contrasting fabrics

③ **V-DESIGN BACK**



48" wide bench with optional contrasting fabrics in V-design

**Three Back Designs**

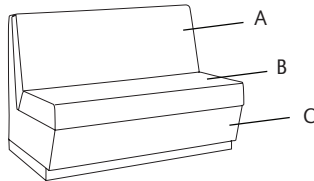
There are three back designs available for Napoli Banquettes. Please specify: Standard Back Design, Split Fabric Design or V-Back Design.

**Ordering Contrasting Fabrics**

Due to back design options it is necessary to include a sketch/layout with your order to specify which fabric is to be used on each area of the Banquette. Use the callouts shown to define fabric areas in your sketch. Please specify a back design, Standard, Split Fabric Design or V-Design. (V-Design is available on straight configured seating only.)

**COM YARDAGE FOR NAPOLI BANQUETTE DESIGNS**

**Standard Back Design**

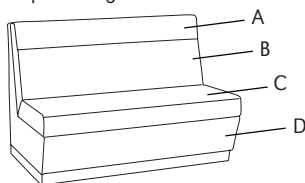


**Standard Back Design**

Model	Total	A - Back	B - Seat	C - Frame
360 - 48" Wide Straight	6.5 yards	1.75 yards	1.75 yards	3 yards
362 - 60" Wide Straight	8 yards	2.25 yards	2.25 yards	3.5 yards
365 - 72" Wide Straight	9 yards	2.5 yards	2.5 yards	4 yards

Please allow extra fabric for repeat design

**Split Design Back**

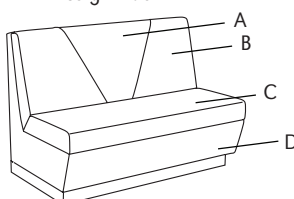


**Split Design Back**

Model	Total	A - Split Back	B - Split Back	C - Seat	D - Frame
360 - 48" Wide Straight	7 yards	1.5 yards	1.5 yards	1.75 yards	3 yards
362 - 60" Wide Straight	10 yards	2 yards	2.5 yards	2.25 yards	3.5 yards
365 - 72" Wide Straight	12 yards	2.5 yards	3 yards	3 yards	4 yards

Please allow extra fabric for repeat design

**V-Design Back**




**V-Design Back\***

Model	Total	A - V-Back	B - V-Back	C - Seat	D - Frame
360 - 48" Wide	6 yards	1 yard	1 yard	1.5 yards	2.5 yards
362 - 60" Wide	8.5 yards	1 yard	2 yards	2.5 yards	3 yards
365 - 72" Wide	10 yards	1 yard	2.5 yards	3 yards	3.5 yards

Please allow extra fabric for repeat design

\*V-Design is available on straight configured seating only.

DIMENSIONS	48" Wide Banquette	60" Wide Banquette	72" Wide Banquette
Seat Depth:	18.5"	18.5"	18.5"
Seat Height:	18"	18"	18"
Overall Depth:	27.5"	27.5"	27.5"
Overall Width:	48"	60"	72"
Overall Height:	35"	35"	35"
Qty./Wt.:	1 ea./150 lbs.	1 ea./180 lbs.	1 ea./220 lbs.


 NAPOLI STRAIGHT BANQUETTE  
 WITH TWO FABRIC OPTION

## MODEL / DESCRIPTION / LIST PRICING



### 360 48" Wide Banquette

COM Yardage: Total: 6.5 Yds. / Bottom Frame: 3 Yds. / Back: 1.75 Yds. / Seat: 1.75 Yds.

COM	GR1	GR2	GR3	GR4	GR5	GR6	GR7	GR8	GR9	GR10	LEA
\$3217	\$3442	\$3580	\$3721	\$3873	\$4027	\$4189	\$4355	\$4530	\$4709	\$4896	\$5789

### 362 60" Wide Banquette

COM Yardage: Total: 8 Yds. / Bottom Frame: 3.5 Yds. / Back: 2.25 Yds. / Seat: 2.25 Yds.

COM	GR1	GR2	GR3	GR4	GR5	GR6	GR7	GR8	GR9	GR10	LEA
\$4748	\$5080	\$5284	\$5495	\$5714	\$5945	\$6179	\$6429	\$6684	\$6953	\$7231	\$8546

### 365 72" Wide Banquette

COM Yardage: Total: 9 Yds. / Bottom Frame: 4 Yds. / Back: 2.5 Yds. / Seat: 2.5 Yds.

COM	GR1	GR2	GR3	GR4	GR5	GR6	GR7	GR8	GR9	GR10	LEA
\$6380	\$6829	\$7102	\$7386	\$7682	\$7989	\$8307	\$8641	\$8986	\$9344	\$9719	\$11488

## OPTIONS

Add upcharge to list price and code to model number

FR	CAL 133 (TB 133) Fire Retardant per yard	\$118	/yd.
MB	Moisture Barrier (up to 60" overall width)	\$164	ea.
MB60	Moisture Barrier (over 60" overall width)	\$262	ea.
2FO	Two Fabric Option	\$131	
3FO	Three Fabric Option	\$199	
4FO	Four Fabric Option	\$289	
USS	Under Seat Fully Lined Storage	\$589	

CO	Clean Out (overall width up to 60")	\$327	per unit
CO1	Clean Out (overall width over 60")	\$503	per unit
UFB	Unfinished Plinth Base		Deduct \$80
RB1	Recessed Base, 1 side	\$145	
RB2	Recessed Base, 2 sides	\$287	
GBP	Ganging Bracket for Plinth Base	\$260	per pair

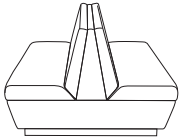


DIMENSIONS	48" Wide B2B Banquette	60" Wide B2B Banquette	72" Wide B2B Banquette
Seat Depth:	18.5"	18.5"	18.5"
Seat Height:	18"	18"	18"
Overall Depth:	54"	54"	54"
Overall Width:	48"	60"	72"
Overall Height:	35"	35"	35"
Qty./Wt.:	1 ea./300 lbs.	1 ea./350 lbs.	1 ea./400 lbs.



NAPOLI BACK-TO-BACK BANQUETTE  
WITH CLEAN OUT OPTION

### MODEL / DESCRIPTION / LIST PRICING



#### 360-B2B 48" Back-to-Back Banquette

COM Yardage: Total: 11 Yds. / Bottom Frame: 3 Yds. / Back: 4 Yds. / Seat: 4 Yds.

COM	GR1	GR2	GR3	GR4	GR5	GR6	GR7	GR8	GR9	GR10	LEA
\$6111	\$6536	\$6799	\$7072	\$7353	\$7648	\$7953	\$8273	\$8600	\$8946	\$9304	\$10996

#### 362-B2B 60" Back-to-Back Banquette

COM Yardage: Total: 12.5 Yds. / Bottom Frame: 3.5 Yds. / Back: 4.5 Yds. / Seat: 4.5 Yds.

COM	GR1	GR2	GR3	GR4	GR5	GR6	GR7	GR8	GR9	GR10	LEA
\$9020	\$9652	\$10038	\$10441	\$10858	\$11291	\$11743	\$12214	\$12700	\$13210	\$13736	\$16236

#### 365-B2B 72" Back-to-Back Banquette

COM Yardage: Total: 14 Yds. / Bottom Frame: 4 Yds. / Back: 5 Yds. / Seat: 5 Yds.

COM	GR1	GR2	GR3	GR4	GR5	GR6	GR7	GR8	GR9	GR10	LEA
\$12127	\$12974	\$13493	\$14032	\$14595	\$15179	\$15786	\$16418	\$17074	\$17757	\$18469	\$21827

### OPTIONS

Add upcharge to list price and code to model number

FR	CAL 133 (TB 133) Fire Retardant per yard	\$118	/yd.
MBB	Moisture Barrier - up to 60" width (Back-to-Back)	\$327	ea.
MBB60	Moisture Barrier - over 60" width (Back-to-Back)	\$522	ea.
2FO	Two Fabric Option	\$131	
3FO	Three Fabric Option	\$199	
4FO	Four Fabric Option	\$289	
USS	Under Seat Fully Lined Storage	\$589	

COB	Clean Out Back-to-Back (overall width up to 60")	\$654	per unit
CO1B	Clean Out Back-to-Back (overall width over 60")	\$1007	per unit
UFB	Unfinished Plinth Base	Deduct \$80	
RB1	Recessed Base, 1 side	\$145	
RB2	Recessed Base, 2 sides	\$287	
GBP	Ganging Bracket for Plinth Base	\$260	per pair

## NATHAN

The Nathan guest chair has a subtle wing back design, that creates a fun silhouette, but makes an unpretentious statement. It has a fully upholstered seat with contoured details that offers comfort in the seat and back. Nathan pairs well with any small meeting table or desk and looks great as guest chairs.



4 LEG METAL BASE



BENTWOOD LEGS



5-STAR SWIVEL WITH CASTERS

### ORDERING INFORMATION

#### To Order Please Specify:

- |                 |                          |
|-----------------|--------------------------|
| 1) Series Name  | 4) Fabric Grade & Number |
| 2) Model Number | 5) Base Finish           |
| 3) Quantity     | 6) Optional Items        |

SOFT SEATING	WEIGHT LIMIT
1 Seat	500 lbs.

### STANDARD BASE FINISHES

**4 Leg Metal Base:** Polished Chrome

**5-Star Swivel on Casters:** Polished Chrome Only

**Bentwood Legs:** Standard Wood Stain

### OPTIONAL BASE FINISHES

**4 Leg Metal Base:** Standard Powder Coat

### GENERAL SPECIFICATIONS

#### Upholstery / Foam

Cold injected urethane molded foam with inner steel welded frame.

#### Graded-In & COM Fabric Testing

Due to the complexity of the upholstery process, please submit your Graded-in/COM for testing. A 10"x10" sample is required. **ALL FABRIC MUST BE PRE APPROVED.** Please see Approved Fabrics link under product webpage images.

#### Base Details

**4-Leg Base:** Frames are fully welded 14-gauge, 7/8" " diameter tubular steel with adjustable steel glides.

**5-Star Swivel on Casters:** 360° swivel, polished aluminum construction with adjustable seat height with 2" Black Casters.

**Bentwood Legs:** 1-7/8" Beech wood that tapers down to 1-5/8", with felt pad.

### OPTIONS

- CODE: FR - CAL 133 (TB 133) Fire Retardant
- CODE: MB - Moisture Barrier (up to 60" overall width)
- CODE: SF - Powder Coat Finish
- CODE: BFC - Black Hard Floor & Carpet Casters

DIMENSIONS	4-Leg Metal Base	Bentwood Legs	5-Star Swivel Base
Seat Height:	17"	17.25"	16.5"-18.5"
Seat Width:	18.75"	18.75"	18.75"
Seat Depth:	17.25"	17.25"	17.25"
Overall Height:	32.25"	34"	32.75"-34.75"
Overall Width:	18.75"	19"	24.5"
Overall Depth:	25"	24"	24.5"
Qty./Wt.:	1 ea./25 lbs.	1 ea./33 lbs.	1 ea./24.5 lbs.



4 LEG



5-STAR SWIVEL WITH CASTERS

**MODEL / DESCRIPTION / LIST PRICING**

**8781 4 Leg**

COM Yardage: 1.75 Yds.

COM	GR1	GR2	GR3	GR4	GR5	GR6	GR7	GR8	GR9	GR10	LEA
\$974	\$1051	\$1129	\$1206	\$1288	\$1372	\$1454	\$1538	\$1620	\$1704	\$1787	\$2042


**8783 Bentwood Legs**

COM Yardage: 1.75 Yds.

COM	GR1	GR2	GR3	GR4	GR5	GR6	GR7	GR8	GR9	GR10	LEA
\$1368	\$1445	\$1522	\$1599	\$1683	\$1765	\$1849	\$1931	\$2015	\$2097	\$2181	\$2436


**8785 5-Star Swivel Base with Casters in Polished Chrome Only**

COM Yardage: 1.75 Yds.

COM	GR1	GR2	GR3	GR4	GR5	GR6	GR7	GR8	GR9	GR10	LEA
\$1087	\$1164	\$1241	\$1319	\$1401	\$1485	\$1567	\$1651	\$1733	\$1817	\$1900	\$2155

**OPTIONS**

Add upcharge to list price and code to model number

FR	CAL 133 (TB 133) Fire Retardant per yard	\$118	/yd.
MB	Moisture Barrier (up to 60" overall width)	\$164	ea.

SF	Powder Coat Finish	\$63	
BFC	Black Hard Floor & Carpet Casters	\$44	per chair

Newport Modular  
Available in 4 widths  
36", 48", 60" and 72"

## NEWPORT

The Newport Series offers the utmost in seating comfort. Seats and backs can be upholstered with matching fabrics, or choose a two tone or vinyl and fabric combination to match any color scheme. Frame available in choice of powder coat finish colors.



NEWPORT STRAIGHT 48" LOUNGE



NEWPORT BACK-TO-BACK 72" LOUNGE

## ORDERING INFORMATION

- |                            |                                  |
|----------------------------|----------------------------------|
| 1) Series Name             | 6) Panel Laminate/Edge Selection |
| 2) Model Number            | 7) Floor Mount                   |
| 3) Quantity                | 8) Electrical                    |
| 4) Fabric Grade and Number | 9) Optional Items                |
| 5) Color Finish For Legs   |                                  |

SOFT SEATING	WEIGHT LIMIT
1 Seat	500 lbs.
2 Seat	1000 lbs.
3 Seat	1500 lbs.

## STANDARD BASE FINISHES

**Sled Base:** Standard Powder Coat

## GENERAL SPECIFICATIONS

### Frame Construction

Frame assembly is constructed of multi-ply hardwood, with tongue and groove construction integrated with a fully welded 14-gauge square tubular steel inner frame. No sag-springs are installed in the back along with interlocking helicoil springs to prevent sagging and provide additional lower back support.

### Upholstery / Foam

Seat and back are covered in choice of fabric, vinyl, crypton, leather or COM. ERG uses only water based glues and adhesives in our upholstery process. All foam is fully bonded to frame. Seat cushions are 4" graded high resiliency (H.R.) block foam with back 2" (H.R.) foam, covered entirely with special bonded polyester fiber to protect final upholstery.

### Frame Details

**Sled Base:** Rectangular legs are constructed of fully-welded 2" x 0.50" solid steel and solid steel crossbar.

### Privacy Panel

Straight privacy panels are available in upholstery, laminate, veneer or acrylic. Curved privacy panels are available in upholstery or acrylic.

### Note:


Please allow extra fabric for repeat design.

### Note for Edge of privacy panels:

- Straight panels: available with 3MM PVC or laminate self edge. Select from any of our 3MM PVC edges in solid or wood tone, no custom colors available.
- Curved panels: will only be available with laminate self edge.
- Both straight and curved panels: when combining straights and curved, ONLY self edge is available.

## OPTIONS

- CODE: FR - CAL 133 (TB 133) Fire Retardant
- CODE: MB -Moisture Barrier (up to 60" overall width)
- CODE: MB60 -Moisture Barrier (over 60" overall width)
- CODE: MBB -Moisture Barrier (up to 60" overall width Back-to-Back)
- CODE: MBB60 -Moisture Barrier (over 60" overall width Back-to-Back)
- CODE: 2FO - Two Fabric Option
- CODE: GD2 - Flat Ganging Device for Soft Seating
- CODE: NP36, NP48, NP60, NP72 - Laminate power panel  
(also available in Back to Back)




Note: Power unit is not included,  
sold separately; see accessories



Privacy Panels



Two Fabrics



Power / Data Panel

Note: Factory installed power/data available, see accessories online under the 'Products' tab.

DIMENSIONS	Straight Unit
Seat Depth:	18"
Seat Height:	18"
Overall Depth:	24"
Overall Width:	36, 48, 60, 72"
Overall Height:	31"
Qty./Wt.:	1 ea./89 lbs.



NEWPORT STRAIGHT 36" UNIT

### MODEL / DESCRIPTION / LIST PRICING



#### 4020 36" Straight Unit

COM Yardage: Total: 3 Yds. / Back: 1.5 Yds. / Seat: 1.5 Yds.

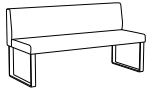
COM	GR1	GR2	GR3	GR4	GR5	GR6	GR7	GR8	GR9	GR10	LEA
\$3392	\$3630	\$3772	\$3924	\$4082	\$4244	\$4415	\$4590	\$4777	\$4965	\$5166	\$6105



#### 4022 48" Straight Unit

COM Yardage: Total: 4 Yds. / Back: 2 Yds. / Seat: 2 Yds.

COM	GR1	GR2	GR3	GR4	GR5	GR6	GR7	GR8	GR9	GR10	LEA
\$3877	\$4147	\$4313	\$4486	\$4665	\$4853	\$5049	\$5248	\$5459	\$5676	\$5903	\$6975



#### 4024 60" Straight Unit

COM Yardage: Total: 5 Yds. / Back: 2.5 Yds. / Seat: 2.5 Yds.

COM	GR1	GR2	GR3	GR4	GR5	GR6	GR7	GR8	GR9	GR10	LEA
\$4521	\$4839	\$5032	\$5231	\$5442	\$5660	\$5886	\$6121	\$6368	\$6623	\$6886	\$8139



#### 4026 72" Straight Unit

COM Yardage: Total: 6 Yds. / Back: 3 Yds. / Seat: 3 Yds.

COM	GR1	GR2	GR3	GR4	GR5	GR6	GR7	GR8	GR9	GR10	LEA
\$5815	\$6221	\$6470	\$6729	\$6999	\$7278	\$7570	\$7872	\$8186	\$8515	\$8855	\$10466

### OPTIONS

Add upcharge to list price and code to model number

FR	CAL 133 (TB 133) Fire Retardant per yard	\$118	/yd.
MB	Moisture Barrier (up to 60" overall width)	\$164	ea.
MB60	Moisture Barrier (over 60" overall width)	\$262	ea.
2FO	Two Fabric Option	\$131	
GD2	Flat Ganging Device for Soft Seating	\$107	per pair

NP36	Laminate power panel 36"	\$547	
NP48	Laminate power panel 48"	\$575	
NP60	Laminate power panel 60"	\$929	
NP72	Laminate power panel 72"	\$1092	

DIMENSIONS	Back to Back Unit
Seat Depth:	18"
Seat Height:	18"
Overall Depth:	48"
Overall Width:	36, 48, 60, 72"
Overall Height:	31"
Qty./Wt.:	1 ea./89 lbs.



NEWPORT STRAIGHT 60" BACK-TO-BACK UNIT  
WITH OPTIONAL POWER/DATA UNIT

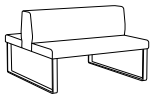
### MODEL / DESCRIPTION / LIST PRICING



#### 4020-BB 36" Straight Unit -Back-to-Back

COM Yardage: Total: 6 Yds. / Back: 3 Yds. / Seat: 3 Yds.

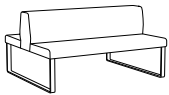
COM	GR1	GR2	GR3	GR4	GR5	GR6	GR7	GR8	GR9	GR10	LEA
\$6447	\$6895	\$7172	\$7457	\$7756	\$8067	\$8390	\$8725	\$9074	\$9438	\$9814	\$11602



#### 4022-BB 48" Straight Unit Back-to-Back

COM Yardage: Total: 8 Yds. / Back: 4 Yds. / Seat: 4 Yds.

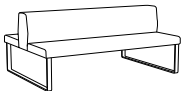
COM	GR1	GR2	GR3	GR4	GR5	GR6	GR7	GR8	GR9	GR10	LEA
\$7365	\$7881	\$8196	\$8522	\$8864	\$9221	\$9587	\$9969	\$10368	\$10784	\$11215	\$13255



#### 4024-BB 60" Straight Unit - Back-to-Back

COM Yardage: Total: 10 Yds. / Back: 5 Yds. / Seat: 5 Yds.


COM	GR1	GR2	GR3	GR4	GR5	GR6	GR7	GR8	GR9	GR10	LEA
\$8593	\$9191	\$9562	\$9945	\$10341	\$10755	\$11184	\$11631	\$12099	\$12580	\$13083	\$15465



#### 4026-BB 72" Straight Unit - Back-to-Back

COM Yardage: Total: 12 Yds. / Back: 6 Yds. / Seat: 6 Yds.

COM	GR1	GR2	GR3	GR4	GR5	GR6	GR7	GR8	GR9	GR10	LEA
\$11047	\$11819	\$12292	\$12785	\$13294	\$13828	\$14378	\$14956	\$15553	\$16176	\$16823	\$19882



### OPTIONS

Add upcharge to list price and code to model number

FR	CAL 133 (TB 133) Fire Retardant per yard	\$118	/yd.
MBB	Moisture Barrier - up to 60" width (Back-to-Back)	\$327	ea.
MBB60	Moisture Barrier - over 60" width (Back-to-Back)	\$522	ea.
2FO	Two Fabric Option	\$131	
GD2	Flat Ganging Device for Soft Seating	\$107	per pair

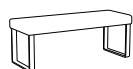
NP36	Laminate power panel 36" Back-to-Back	\$1041	
NP48	Laminate power panel 48" Back-to-Back	\$1092	
NP60	Laminate power panel 60" Back-to-Back	\$1766	
NP72	Laminate power panel 72" Back-to-Back	\$2072	

DIMENSIONS	Two Seat	Three Seat	Four Seat
Seat Height:	18"	18"	18"
Overall Width:	48"	60"	72"
Overall Depth:	18"	18"	18"
Qty./Wt.:	1 ea./70 lbs.	1 ea./110 lbs.	1 ea./130 lbs.



TWO SEAT BENCH

## MODEL / DESCRIPTION / LIST PRICING



### 4021 Two Seat Bench 48"

COM Yardage: 2 Yds.

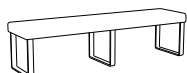
COM	GR1	GR2	GR3	GR4	GR5	GR6	GR7	GR8	GR9	GR10	LEA
\$2626	\$2813	\$2922	\$3040	\$3163	\$3288	\$3419	\$3558	\$3696	\$3847	\$4001	\$4725



### 4023 Three Seat Bench 60"

COM Yardage: 2.5 Yds.

COM	GR1	GR2	GR3	GR4	GR5	GR6	GR7	GR8	GR9	GR10	LEA
\$3284	\$3513	\$3652	\$3801	\$3949	\$4110	\$4275	\$4444	\$4623	\$4807	\$5001	\$5911



### 4025 Four Seat Bench 72"

COM Yardage: 3 Yds.

COM	GR1	GR2	GR3	GR4	GR5	GR6	GR7	GR8	GR9	GR10	LEA
\$4126	\$4415	\$4590	\$4774	\$4964	\$5165	\$5370	\$5584	\$5808	\$6038	\$6283	\$7426

## OPTIONS

Add upcharge to list price and code to model number

FR	CAL 133 (TB 133) Fire Retardant - per yd.	\$118	/yd.
MB	Moisture Barrier (up to 60" overall width)	\$164	ea.
MB60	Moisture Barrier (over 60" overall width)	\$262	ea.

GD2	Flat Ganging Device for Soft Seating	\$107	per pair
SBH	Special Height - per unit	\$386	



**NIKKI**

The Nikki collection has a modern bench look that includes modular units, lounge seats, ottomans and tables. With the fully rounded sides it offers, it evokes a feeling of comfort that invites a sit down and with its low back design, creates an open space. This collection includes a standard clean out option on backs and sides, making it an ideal choice for healthcare, corporate and educational environments in lobbies and collaborative spaces.



30" STRAIGHT UNIT



RIGHT/LEFT CORNER UNIT  
SHOWN WITH RIGHT ARM



60" W BACKLESS  
STRAIGHT UNIT



BACKLESS BOOMERANG



66" W THREE SEAT LOUNGE



TWO SEAT STRAIGHT BENCH



3 POINT OTTOMAN



30" SQUARE  
OCCASIONAL TABLE

## ORDERING INFORMATION

### To Order Please Specify:

- |                 |                          |
|-----------------|--------------------------|
| 1) Series Name  | 4) Fabric Grade & Number |
| 2) Model Number | 5) Base Finish           |
| 3) Quantity     | 6) Optional Items        |

SOFT SEATING	WEIGHT LIMIT
1 Seat	500 lbs.
2 Seat	1000 lbs.
3 Seat	1500 lbs.

## STANDARD BASE FINISHES

**Metal Legs:** Standard Powder Coat



CLEANOUT: 3/4" GAP

## GENERAL SPECIFICATIONS

### Upholstery / Foam

2" thick high resiliency foam

### Graded-In & COM Fabric Testing

Due to the complexity of the upholstery process, please submit your Graded-in/COM for testing. A 10"x10" sample is required. **ALL FABRIC MUST BE PRE APPROVED.** Please see Approved Fabrics link under product webpage images.

### Base Details

**Metal Legs:** Frames are fully welded in solid steel with the top of leg at 1-1/2 inch and tapers down to .81" inch.

### Glide

Adjustable glides with swivel

### Cleanout

3/4" gap

## OPTIONS

- CODE: FR - CAL 133 (TB 133) Fire Retardant
- CODE: MB - Moisture Barrier (up to 60" overall width)
- CODE: MB60 - Moisture Barrier (over 60" overall width)
- CODE: GD2 - Flat Ganging Device for Soft Seating
- CODE: 2FO - Two Fabric Option

DIMENSIONS	30" Straight Unit	44" Straight Unit	66" Straight Unit
Seat Height:	18"	18"	18"
Seat Width:	30"	44"	66"
Seat Depth:	18.5"	18.5"	18.5"
Overall Height:	30.5"	30.5"	30.5"
Overall Width:	30"	44"	66"
Overall Depth:	24.5"	24.5"	24.5"
Qty./Wt.:	1 ea./51 lbs.	1 ea./75 lbs.	1 ea./116 lbs.



66" STRAIGHT UNIT

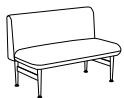
### MODEL / DESCRIPTION / LIST PRICING



#### 8000 30" Straight Unit

COM Yardage: Total 4 Yds. / Back: 2 Yds. / Seat: 2 Yds.


COM	GR1	GR2	GR3	GR4	GR5	GR6	GR7	GR8	GR9	GR10	LEA
\$2380	\$2691	\$2804	\$2903	\$3004	\$3139	\$3339	\$3527	\$3712	\$3900	\$4125	\$4267



#### 8002 44" Straight Unit

COM Yardage: Total 5 Yds. / Back: 2.5 Yds. / Seat: 2.5 Yds.

COM	GR1	GR2	GR3	GR4	GR5	GR6	GR7	GR8	GR9	GR10	LEA
\$3339	\$3687	\$3837	\$3987	\$4174	\$4336	\$4485	\$4634	\$4784	\$4983	\$5221	\$5363



#### 8004 66" Straight Unit

COM Yardage: Total 8 Yds. / Back: 4 Yds. / Seat: 4 Yds.

COM	GR1	GR2	GR3	GR4	GR5	GR6	GR7	GR8	GR9	GR10	LEA
\$4318	\$4679	\$4854	\$5109	\$5371	\$5645	\$5919	\$6155	\$6305	\$6529	\$6754	\$6898

### OPTIONS

Add upcharge to list price and code to model number

FR	CAL 133 (TB 133) Fire Retardant per yard	\$118	/yd.
MB	Moisture Barrier (up to 60" overall width)	\$164	ea.
MB60	Moisture Barrier (over 60" overall width)	\$262	ea.

GD2	Flat Ganging Device for Soft Seating	\$107	per pair
2FO	Two Fabric Option	\$131	

DIMENSIONS	Left Arm Corner Unit	Right Arm Corner Unit
Seat Height:	18"	18"
Seat Width:	49"	49"
Seat Depth:	18.5"	18.5"
Overall Height:	30.5"	30.5"
Overall Width:	56"	56"
Overall Depth:	24.5"	24.5"
Qty./Wt.:	1 ea./81 lbs.	1 ea./81 lbs.



LEFT ARM CORNER UNIT


## MODEL / DESCRIPTION / LIST PRICING



### 8005 Left Arm Corner Unit

COM Yardage: Total 7.5 Yds. / Back: 3Yds. / Seat: 2.5 Yds. / Arms: 2 Yds.

COM	GR1	GR2	GR3	GR4	GR5	GR6	GR7	GR8	GR9	GR10	LEA
\$4278	\$4670	\$4844	\$5119	\$5392	\$5667	\$5940	\$6178	\$6328	\$6552	\$6777	\$6920



### 8007 Right Arm Corner Unit

COM Yardage: Total 7 Yds. / Back: 2.5 Yds. / Seat: 2.5 Yds. / Arms: 2 Yds.

COM	GR1	GR2	GR3	GR4	GR5	GR6	GR7	GR8	GR9	GR10	LEA
\$4278	\$4670	\$4844	\$5119	\$5392	\$5667	\$5940	\$6178	\$6328	\$6552	\$6777	\$6920

## OPTIONS

Add upcharge to list price and code to model number

FR	CAL 133 (TB 133) Fire Retardant per yard	\$ 118	/yd.
MB	Moisture Barrier (up to 60" overall width)	\$ 164	ea.

GD2	Flat Ganging Device for Soft Seating	\$ 107	per pair
2FO	Two Fabric Option	\$ 131	

DIMENSIONS	30" W Backless Straight Unit	60" W Backless Straight Unit
Overall Height:	18"	18"
Overall Width:	30"	60"
Overall Depth:	24.5"	24.5"
Qty./Wt.:	1 ea./45 lbs.	1 ea./70 lbs.



30" W BACKLESS STRAIGHT UNIT

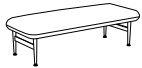
## MODEL / DESCRIPTION / LIST PRICING



### 8008 30" W Backless Straight Unit

COM Yardage: Total 2 Yds.

COM	GR1	GR2	GR3	GR4	GR5	GR6	GR7	GR8	GR9	GR10	LEA
\$1968	\$2068	\$2131	\$2192	\$2255	\$2318	\$2380	\$2454	\$2517	\$2580	\$2666	\$2809



### 8009 60" W Backless Straight Unit

COM Yardage: Total 4 Yds.

COM	GR1	GR2	GR3	GR4	GR5	GR6	GR7	GR8	GR9	GR10	LEA
\$2472	\$2605	\$2679	\$2754	\$2828	\$2891	\$2953	\$3028	\$3089	\$3153	\$3240	\$3383

## OPTIONS

Add upcharge to list price and code to model number

FR	CAL 133 (TB 133) Fire Retardant per yard	\$118	/yd.
MB	Moisture Barrier (up to 60" overall width)	\$164	ea.

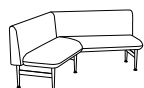
GD2	Flat Ganging Device for Soft Seating	\$107	per pair
-----	--------------------------------------	-------	----------

DIMENSIONS	Boomerang with Back	Boomerang Backless
Seat Height:	18"	18"
Seat Depth	18.5"	24.5"
Overall Height:	30.5"	18"
Overall Width:	72"	72"
Overall Depth:	53"	53"
Qty./Wt.:	1 ea./112 lbs.	1 ea./96 lbs.



BOOMERANG WITH BACK

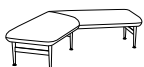
### MODEL / DESCRIPTION / LIST PRICING



#### 8021 Boomerang with Back

COM Yardage: Total 11 Yds. / Back: 6 Yds. / Seat: 5 Yds.

COM	GR1	GR2	GR3	GR4	GR5	GR6	GR7	GR8	GR9	GR10	LEA
\$4548	\$4939	\$5088	\$5251	\$5413	\$5575	\$5774	\$5974	\$6186	\$6409	\$6634	\$6778



#### 8023 Boomerang Backless

COM Yardage: Total 5 Yds.

COM	GR1	GR2	GR3	GR4	GR5	GR6	GR7	GR8	GR9	GR10	LEA
\$3722	\$3921	\$4034	\$4158	\$4289	\$4419	\$4545	\$4669	\$4782	\$4893	\$5006	\$5149

### OPTIONS

Add upcharge to list price and code to model number

FR	CAL 133 (TB 133) Fire Retardant per yard	\$118	/yd.
MB60	Moisture Barrier (over 60" overall width)	\$262	ea.

GD2	Flat Ganging Device for Soft Seating	\$107	per pair
2FO	Two Fabric Option	\$131	

DIMENSIONS	26" W Single Seat Lounge	30" W Single Seat Lounge	44" W Two Seat Lounge	66" W Three Seat Lounge
Seat Height:	18"	18"	18"	18"
Seat Width:	26"	30"	44"	66"
Seat Depth:	18.5"	18.5"	18.5"	18.5"
Overall Height:	30.5"	30.5"	30.5"	30.5"
Overall Width:	38"	42"	56"	78"
Overall Depth:	24.5"	24.5"	24.5"	24.5"
Qty./Wt.:	1 ea./53 lbs.	1 ea./61 lbs.	1 ea./90 lbs.	1 ea./134 lbs.



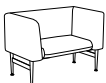
30"W SINGLE SEAT LOUNGE

**MODEL / DESCRIPTION / LIST PRICING**

**8011 26" W Single Seat Lounge**


COM Yardage: Total 8 Yds. / Back: 2 Yds. / Seat: 2 Yds. / Arms: 4 Yds.

COM	GR1	GR2	GR3	GR4	GR5	GR6	GR7	GR8	GR9	GR10	LEA
\$3103	\$3451	\$3626	\$3813	\$4000	\$4186	\$4373	\$4560	\$4709	\$4859	\$5033	\$5177


**8013 30" W Single Seat Lounge**

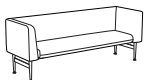
COM Yardage: Total 9 Yds. / Back: 2.5 Yds. / Seat: 2.5 Yds. / Arms: 4 Yds.

COM	GR1	GR2	GR3	GR4	GR5	GR6	GR7	GR8	GR9	GR10	LEA
\$3463	\$3813	\$3987	\$4186	\$4386	\$4584	\$4784	\$4983	\$5182	\$5345	\$5506	\$5650


**8015 44" W Two Seat Lounge**

COM Yardage: Total 10 Yds. / Back: 3 Yds. / Seat: 3 Yds. / Arms: 4 Yds.

COM	GR1	GR2	GR3	GR4	GR5	GR6	GR7	GR8	GR9	GR10	LEA
\$3912	\$4292	\$4466	\$4715	\$4989	\$5264	\$5537	\$5774	\$5925	\$6148	\$6373	\$6517


**8017 66" W Three Seat Lounge**

COM Yardage: Total 12 Yds. / Back: 4 Yds. / Seat: 4 Yds. / Arms: 4 Yds.

COM	GR1	GR2	GR3	GR4	GR5	GR6	GR7	GR8	GR9	GR10	LEA
\$4677	\$5069	\$5243	\$5518	\$5791	\$6066	\$6339	\$6577	\$6726	\$6951	\$7174	\$7318

**OPTIONS**

Add upcharge to list price and code to model number

FR	CAL 133 (TB 133) Fire Retardant per yard	\$118	/yd.
MB	Moisture Barrier (up to 60" overall width)	\$164	ea.
MB60	Moisture Barrier (over 60" overall width)	\$262	ea.

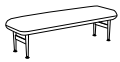
GD2	Flat Ganging Device for Soft Seating	\$107	per pair
2FO	Two Fabric Option	\$131	

DIMENSIONS	Two Seat Straight Bench	Three Seat Straight Bench
Overall Height:	18"	18"
Overall Width:	60"	72"
Overall Depth:	19"	19"
Qty./Wt.:	1 ea./44 lbs.	1 ea./53 lbs.



THREE SEAT STRAIGHT BENCH

### MODEL / DESCRIPTION / LIST PRICING



#### 8018 Two Seat Straight Bench

COM Yardage: Total 3.5 Yds.

COM	GR1	GR2	GR3	GR4	GR5	GR6	GR7	GR8	GR9	GR10	LEA
\$2915	\$3202	\$3289	\$3376	\$3463	\$3552	\$3637	\$3726	\$3813	\$3912	\$4050	\$4192



#### 8020 Three Seat Straight Bench

COM Yardage: Total 4 Yds.

COM	GR1	GR2	GR3	GR4	GR5	GR6	GR7	GR8	GR9	GR10	LEA
\$3477	\$3800	\$3900	\$4000	\$4111	\$4224	\$4311	\$4398	\$4485	\$4584	\$4722	\$4865

### OPTIONS

Add upcharge to list price and code to model number

FR	CAL 133 (TB 133) Fire Retardant per yard	\$118	/yd.
MB	Moisture Barrier (up to 60" overall width)	\$164	ea.

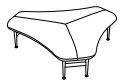
MB60	Moisture Barrier (over 60" overall width)	\$262	ea.
GD2	Flat Ganging Device for Soft Seating	\$107	per pair

DIMENSIONS	3 Point	Soft Triangle
Overall Height:	18"	18"
Overall Width:	65.5"	53"
Overall Depth:	58"	50.5"
Qty./Wt.:	1 ea./60 lbs.	1 ea./61 lbs.



SOFT TRIANGLE OTTOMAN

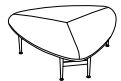
## MODEL / DESCRIPTION / LIST PRICING



### 8024 3 Point

COM Yardage: Total 4.5 Yds.

COM	GR1	GR2	GR3	GR4	GR5	GR6	GR7	GR8	GR9	GR10	LEA
\$4954	\$5190	\$5464	\$5738	\$6012	\$6286	\$6560	\$6797	\$6947	\$7171	\$7396	\$7539



### 8026 Soft Triangle

COM Yardage: Total 4 Yds.

COM	GR1	GR2	GR3	GR4	GR5	GR6	GR7	GR8	GR9	GR10	LEA
\$4415	\$4640	\$4864	\$5087	\$5312	\$5536	\$5761	\$5998	\$6197	\$6397	\$6546	\$6688

## OPTIONS

Add upcharge to list price and code to model number

FR	CAL 133 (TB 133) Fire Retardant per yard	\$ 118	/yd.
MB	Moisture Barrier (up to 60" overall width)	\$ 164	ea.

MB60	Moisture Barrier (over 60" overall width)	\$262	ea.
------	-------------------------------------------	-------	-----



DIMENSIONS	Square	Rectangle
Overall Height:	16.25"	16.25"
Overall Width:	30"	60"
Overall Depth:	24.5"	24.5"
Qty./Wt.:	1 ea./47 lbs.	1 ea./72 lbs.

#### Laminate Top Note:

- Tops are ¾" laminate
- Std with 6F multi-exposed core



60" RECTANGLE OCCASIONAL TABLE

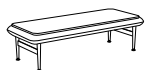
### MODEL / DESCRIPTION / LIST PRICING



#### 8027 30" Square Occasional Table (Also Available as an Online Table)

COM Yardage: 2 Yds.

COM	GR1	GR2	GR3	GR4	GR5	GR6	GR7	GR8	GR9	GR10	LEA
\$2605	\$2704	\$2766	\$2828	\$2891	\$2953	\$3015	\$3089	\$3153	\$3214	\$3302	\$3444



#### 8029 60" Rectangle Occasional Table

COM Yardage: 3.5 Yds.

COM	GR1	GR2	GR3	GR4	GR5	GR6	GR7	GR8	GR9	GR10	LEA
\$3246	\$3378	\$3453	\$3528	\$3602	\$3663	\$3727	\$3801	\$3863	\$3926	\$4013	\$4156

### OPTIONS

Add upcharge to list price and code to model number

FR	CAL 133 (TB 133) Fire Retardant per yard	\$118	/yd.
----	------------------------------------------	-------	------

MB	Moisture Barrier (up to 60" overall width)	\$164	ea.
----	--------------------------------------------	-------	-----

**OJAI**

The Ojai collection is a substantial look for the healthcare space, featuring a modular platform design. The seating is a versatile collection of lounge chairs, modular seats, benches with online tables and occasional tables. Creates beautiful lobbies and waiting areas while offering comfort for a more longer sit.



LOUNGE WITH OPTIONAL ARM  
CAPS



ONE SEAT LOUNGE WITH LEFT HAND  
ARM AND ONLINE TABLE



TWO-SEAT BENCH



OCCASIONAL TABLE

## ORDERING INFORMATION

### To Order Please Specify:

- |                                       |                                            |
|---------------------------------------|--------------------------------------------|
| 1) Series Name                        | 5) Table Top: Laminate or Veneer Selection |
| 2) Model Number                       | 6) Fabric Grade & Number                   |
| 3) Quantity                           | 7) Optional Items                          |
| 4) Base Frame Wood Stain Finish Color |                                            |

SOFT SEATING	WEIGHT LIMIT
1 Seat	500 lbs.
2 Seat	1000 lbs.
3 Seat	1500 lbs.

## STANDARD BASE FINISH

**Wood Base:** Standard Wood Stain



## GENERAL SPECIFICATIONS

### Upholstery / Foam

Seat and back are covered in choice of fabric, vinyl, crypton, leather or COM. ERG uses only water based glues and adhesives in our upholstery process. Contrasting fabrics are available. All foam is fully bonded to frame. Seat cushions are 4" graded high resiliency (H.R.) block foam, covered entirely with special bonded polyester fiber to protect final upholstery.

### Frame Construction

Frame assembly is constructed of multi-ply hardwood, with tongue and groove construction. No sag-springs are installed in seat & back along with interlocking helicoil springs to prevent sagging and provide additional lower back and seat support.

### Platform

Wooden platform is solid maple that is finished in transparent wood stain colors. All stains, sealers and lacquers used by ERG are water based and 100% environmentally friendly.

### Online Table

The online table, with or without the optional inset storage shelf and magazine rack, will be finished on all sides in laminate or optional veneer to coordinate with your choice of standard stain colors for the wood platform base. Note: On-Line Tables receiving stain will color match the wood frame unless specified otherwise.

### Power / Data

Units are available with power/data receptacles, please consult with your network administrator and ERG Customer Service.

## OPTIONS

- CODE: IMS - Inset Magazine and Storage Shelf
- CODE: FR - CAL 133 (TB 133) Fire Retardant
- CODE: MB - Moisture Barrier (up to 60" overall width)
- CODE: MB60 - Moisture Barrier (over 60" overall width)
- CODE: 2FO - Two Fabric Option
- CODE: 3FO - Three Fabric Option
- CODE: PAC - Polyurethane Arm Caps
- CODE: WAC - Wood Arm Caps
- CODE: UFI - Upholstered Front, On-line Table
- CODE: LTI - On-Line Table Full Veneer (sides & top)
- CODE: GD4 - U Bracket Ganging Device
- CODE: TAB( ) - Non-Removable Swivel Tablet  
(laminate shape A, B or C left or right arm)
- CODE: TABR1( ) - Removable Swivel Tablet  
(laminate shape A, B or C specify left or right arm)
- CODE: TABR2( ) - Removable Swivel Tablet  
(laminate shape A, B or C with opening for tablet on both arms)
- CODE: LAM5 - Non-standard laminate for 5 or less tablets  
see options for upcharge
- CODE: SST - Solid Surface Tablet Arm (add to Tablet option)
- CODE: SS5 - Non-standard Solid Surface top for 5 or less tablets
- CODE: CO - Clean Out (overall width up to 60")
- CODE: CO1 - Clean Out (overall width over 60")

Note: Factory installed power/data available, see accessories online under the 'Products' tab



TABLET RECEPTACLE



SWIVEL TABLET ARM



WOOD ARM CAP



POWER / DATA



STORAGE SHELF



INSET MAGAZINE  
RACK



UPHOLSTERED TABLE



CLEAN OUT



BLACK  
POLYURETHANE  
ARM CAP



CHARCOAL  
POLYURETHANE  
ARM CAP

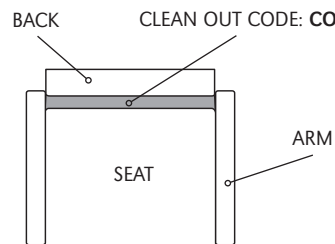


Diagram Specifies A Clean Out  
Use **CO** for overall widths up to 60"  
and **CO1** for overall widths over 60"



BARIATRIC CHAIR

NOTE: Left or Right Arm is determined when seated on product.  
Arms are factory installed.

DIMENSIONS	Arm Chair	Bariatric Chair	One Seat w/ Online Table	Ottoman
Seat Width:	22"	26"	22"	18"
Seat Depth:	20"	20"	20"	18"
Seat Height:	18"	18"	18"	18"
Table Height:	-	-	16"	-
Arm Height:	25.5"	25.5"	25.5"	-
Back Height:	32.5"	32.5"	32.5"	-
Overall Width:	28"	32"	50"	18"
Overall Depth:	27"	27"	27"	18"
Qty./Wt.:	1 ea./75 lbs.	1 ea./95 lbs.	1 ea./110 lbs.	1 ea./25 lbs.

### MODEL / DESCRIPTION / LIST PRICING

	<b>3011</b> Arm Chair	COM Yardage: 5.75 Yds. / Back: 2 Yds / Seat: 1.25 Yds / Arms: 2.5 Yds										
	COM	GR1	GR2	GR3	GR4	GR5	GR6	GR7	GR8	GR9	GR10	LEA
	\$2793	\$2985	\$3106	\$3231	\$3362	\$3494	\$3635	\$3780	\$3930	\$4087	\$4252	\$5025
	<b>3089</b> Bariatric Chair	COM Yardage: 6 Yds. / Back: 2 Yds / Seat: 1.5 Yds / Arms: 2.5 Yds										
	COM	GR1	GR2	GR3	GR4	GR5	GR6	GR7	GR8	GR9	GR10	LEA
	\$2985	\$3197	\$3322	\$3458	\$3596	\$3738	\$3887	\$4042	\$4205	\$4373	\$4547	\$5375
	<b>3090</b> One-Seat Lounge w/ Left Hand Arm and On-Line Table	COM Yardage: 4.75 Yds. / Back: 2 Yds / Seat: 1.25 Yds / Arms: 1.5 Yds										
	COM	GR1	GR2	GR3	GR4	GR5	GR6	GR7	GR8	GR9	GR10	LEA
	\$4188	\$4480	\$4661	\$4848	\$5042	\$5242	\$5451	\$5670	\$5897	\$6131	\$6380	\$7540
	<b>3091</b> One-Seat Lounge w/ Right Hand Arm and On-Line Table	COM Yardage: 4.75 Yds. Back: 2 Yds / Seat: 1.25 Yds / Arms: 1.5 Yds										
	COM	GR1	GR2	GR3	GR4	GR5	GR6	GR7	GR8	GR9	GR10	LEA
	\$4188	\$4480	\$4661	\$4848	\$5042	\$5242	\$5451	\$5670	\$5897	\$6131	\$6380	\$7540
	<b>3088</b> Ottoman	COM Yardage: 1.5 Yds. / Seat: 1.5 Yds										
	COM	GR1	GR2	GR3	GR4	GR5	GR6	GR7	GR8	GR9	GR10	LEA
	\$1790	\$1914	\$1990	\$2070	\$2152	\$2240	\$2328	\$2423	\$2519	\$2619	\$2724	\$3222

### TABLET SHAPES

#### Three Tablet Shapes::

Choose from the three shapes shown and specify; A, B or C and left or right (outside tablet) when ordering.

Example: TABF-(A) Left - this would be a fixed shape A tablet on the left side (when seated).

#### Laminate Top:

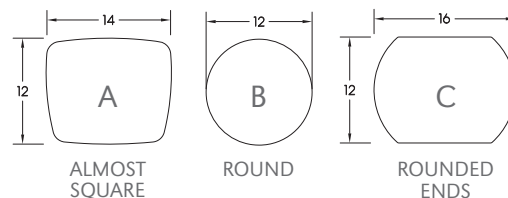
Tablet orders of 5 or less have 4 standard laminate colors:

- Wilsonart Black 1595-60
- Wilsonart Montana Walnut 7110K-78
- Formica Brite White 459-58
- Nevamar Silver Alu Metalx MXT003

#### Solid Surface Top:

Tablet orders of 5 or less have 4 standard Corian colors:

- Bone
- Canyon
- Glacier White
- Silver Grey



### OPTIONS


Add upcharge to list price and code to model number

FR	CAL 133 (TB 133) Fire Retardant per yard	\$118	/yd.	GD4	U Bracket Ganging Device	\$246	per pair
MB	Moisture Barrier (up to 60" overall width)	\$164	ea.	TAB-( )	Swivel Tablet (specify A, B or C, left or right arm)	\$653	ea. tablet
MB60	Moisture Barrier (over 60" overall width)	\$262	ea.	TABR1-( )	Removable Tablet (specify A, B or C, left or right arm)	\$756	ea. tablet
2FO	Two Fabric Option	\$131		TABR2-( )	Removable Tablet (specify A, B or C both arm openings)	\$893	ea. tablet
3FO	Three Fabric Option	\$199		LAM5	Non-standard laminate (5 tablets or less)	\$554	ea. tablet
WAC	Wood Arm Cap	\$116	ea.	SST	Solid Surface Tablet Arm - add to tablet option	\$271	ea. tablet
PAC	Poly Arm Cap - Standard Black/Charcoal	\$89	ea.	SS5	Non-standard Solid Surface (5 tablets or less)	Call For Quote	
IMS	Inset Magazine and Storage Shelf	\$628		CO	Clean Out (overall width up to 60")	\$327	
UFI	Upholstered Front - On-Line Table	\$124		CO1	Clean Out (overall width over 60")	\$503	
LTI	On-Line Table Full Veneer (sides & top)	\$327					

DIMENSIONS	2 Seat w/ Outside Arms	2 Seat w/ Single Arm	2 Seat w/ Online Table
Seat Width:	22"	22"	22"
Seat Depth:	20"	20"	20"
Seat Height:	18"	18"	18"
Table Height:	-	-	16"
Arm Height:	25.5"	25.5"	25.5"
Back Height:	32.5"	32.5"	32.5"
Overall Width:	50"	47"	72"
Overall Depth:	27"	27"	27"
Qty./Wt.:	1 ea./110 lbs.	1 ea./110 lbs.	1 ea./135 lbs.




TWO SEAT LOUNGE WITH OUTSIDE ARMS

**MODEL / DESCRIPTION / LIST PRICING**

**3012 Two Seat Lounge with Outside Arms**


COM Yardage: 9 Yds. / Back: 4 Yds / Seat: 2.5 Yds / Arms: 2.5 Yds

COM	GR1	GR2	GR3	GR4	GR5	GR6	GR7	GR8	GR9	GR10	LEA
\$4245	\$4541	\$4723	\$4913	\$5110	\$5311	\$5526	\$5746	\$5979	\$6215	\$6464	\$7640


**3096 Two Seat Lounge with Left Hand Arm**

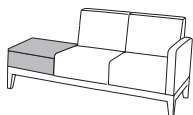
COM Yardage: 8 Yds. / Back: 4 Yds / Seat: 2.5 Yds / Arms: 1.5 Yds

COM	GR1	GR2	GR3	GR4	GR5	GR6	GR7	GR8	GR9	GR10	LEA
\$4139	\$4430	\$4607	\$4790	\$4981	\$5182	\$5389	\$5605	\$5827	\$6059	\$6304	\$7450


**3097 Two Seat Lounge with Right Hand Arm**

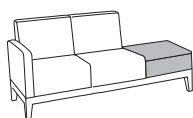
COM Yardage: 8 Yds. / Back: 4 Yds / Seat: 2.5 Yds / Arms: 1.5 Yds

COM	GR1	GR2	GR3	GR4	GR5	GR6	GR7	GR8	GR9	GR10	LEA
\$4139	\$4430	\$4607	\$4790	\$4981	\$5182	\$5389	\$5605	\$5827	\$6059	\$6304	\$7450


**3092 Two Seat Lounge w/ Left Hand Arm and On-Line Table**

COM Yardage: 8 Yds. / Back: 4 Yds / Seat: 2.5 Yds / Arms: 1.5 Yds

COM	GR1	GR2	GR3	GR4	GR5	GR6	GR7	GR8	GR9	GR10	LEA
\$5607	\$5999	\$6240	\$6488	\$6748	\$7018	\$7298	\$7590	\$7894	\$8211	\$8538	\$10090


**3093 Two Seat Lounge w/ Right Hand Arm and On-Line Table**

COM Yardage: 8 Yds. / Back: 4 Yds / Seat: 2.5 Yds / Arms: 1.5 Yds

COM	GR1	GR2	GR3	GR4	GR5	GR6	GR7	GR8	GR9	GR10	LEA
\$5607	\$5999	\$6240	\$6488	\$6748	\$7018	\$7298	\$7590	\$7894	\$8211	\$8538	\$10090

NOTE: Left or Right Arm is determined when seated on product. Arms are factory installed.

**OPTIONS**

Add upcharge to list price and code to model number

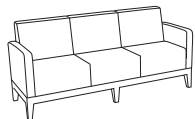
FR	CAL 133 (TB 133) Fire Retardant per yard	\$118	/yd.	GD4	U Bracket Ganging Device	\$246	per pair
MB	Moisture Barrier (up to 60" overall width)	\$164	ea.	TAB(-)	Swivel Tablet (specify A, B or C, left or right arm)	\$653	ea. tablet
MB60	Moisture Barrier (over 60" overall width)	\$262	ea.	TABR1(-)	Removable Tablet (specify A, B or C, left or right arm)	\$756	ea. tablet
2FO	Two Fabric Option	\$131		TABR2(-)	Removable Tablet (specify A, B or C both arm openings)	\$893	ea. tablet
3FO	Three Fabric Option	\$199		LAM5	Non-standard laminate (5 tablets or less)	\$554	ea. tablet
WAC	Wood Arm Cap	\$116	ea.	SST	Solid Surface Tablet Arm - add to tablet option	\$271	ea. tablet
PAC	Poly Arm Cap - Standard Black/Charcoal	\$89	ea.	SS5	Non-standard Solid Surface (5 tablets or less)	Call For Quote	
IMS	Inset Magazine and Storage Shelf	\$628		CO	Clean Out (overall width up to 60")	\$327	
UFI	Upholstered Front - On-Line Table	\$124		CO1	Clean Out (overall width over 60")	\$503	
LTI	On-Line Table Full Veneer (sides & top)	\$327					

DIMENSIONS	3 Seat w/ Outside Arms	2 Arm Chairs w/ Open Platform	2 Seat, Outside Arms w/ Online Table	2 Arm Chairs w/ Online Table
Seat Width:	22"	22"	22"	22"
Seat Depth:	20"	20"	20"	20"
Seat Height:	18"	18"	18"	18"
Table Height:	-	9"	16"	16"
Arm Height:	25.5"	25.5"	25.5"	25.5"
Back Height:	32.5"	32.5"	32.5"	32.5"
Overall Width:	72"	78"	72"	78"
Overall Depth:	27"	27"	27"	27"
Qty./Wt.:	1 ea./150 lbs.	1 ea./135 lbs.	1 ea./135 lbs.	1 ea./135 lbs.



LOUNGE WITH TWO ARM CHAIRS AND  
OPEN VENEER PLATFORM CENTER


### MODEL / DESCRIPTION / LIST PRICING



**3013** Three Seat Lounge with 2 Outside Arms

COM Yardage: 12.25 Yds. / Back: 6 Yds / Seat: 3.75 Yds / Arms: 2.5 Yds

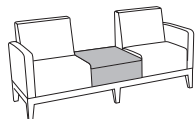
COM	GR1	GR2	GR3	GR4	GR5	GR6	GR7	GR8	GR9	GR10	LEA
\$5763	\$6166	\$6414	\$6669	\$6937	\$7213	\$7502	\$7803	\$8115	\$8440	\$8777	\$10376



**3014** Lounge with 2 Arm Chairs and Open Veneer Platform Center

COM Yardage: 11.5 Yds. / Back: 4 Yds / Seat: 2.5 Yds / Arms: 5 Yds

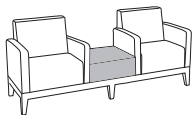
COM	GR1	GR2	GR3	GR4	GR5	GR6	GR7	GR8	GR9	GR10	LEA
\$5902	\$6314	\$6569	\$6832	\$7104	\$7388	\$7685	\$7992	\$8311	\$8646	\$8993	\$10625



**3016** Two Seat Lounge - 2 Outside Arms and On-Line Table

COM Yardage: 9 Yds. / Back: 4 Yds / Seat: 2.5 Yds / Arms: 2.5 Yds

COM	GR1	GR2	GR3	GR4	GR5	GR6	GR7	GR8	GR9	GR10	LEA
\$6348	\$6792	\$7064	\$7346	\$7641	\$7946	\$8266	\$8596	\$8938	\$9295	\$9667	\$11428



**3017** Lounge with 2 Armchairs and On-Line Table

COM Yardage: 11.5 Yds. / Back: 4 Yds / Seat: 2.5 Yds / Arms: 5 Yds

COM	GR1	GR2	GR3	GR4	GR5	GR6	GR7	GR8	GR9	GR10	LEA
\$6571	\$7031	\$7312	\$7605	\$7909	\$8224	\$8554	\$8896	\$9252	\$9622	\$10006	\$11828



### OPTIONS

Add upcharge to list price and code to model number


FR	CAL 133 (TB 133) Fire Retardant per yard	\$118	/yd.	GD4	U Bracket Ganging Device	\$246	per pair
MB	Moisture Barrier (up to 60" overall width)	\$164	ea.	TAB(-)	Swivel Tablet (specify A, B or C, left or right arm)	\$653	ea. tablet
MB60	Moisture Barrier (over 60" overall width)	\$262	ea.	TABR1(-)	Removable Tablet (specify A, B or C, left or right arm)	\$756	ea. tablet
2FO	Two Fabric Option	\$131		TABR2(-)	Removable Tablet (specify A, B or C both arm openings)	\$893	ea. tablet
3FO	Three Fabric Option	\$199		LAM5	Non-standard laminate (5 tablets or less)	\$554	ea. tablet
WAC	Wood Arm Cap	\$116	ea.	SST	Solid Surface Tablet Arm - add to tablet option	\$271	ea. tablet
PAC	Poly Arm Cap - Standard Black/Charcoal	\$89	ea.	SS5	Non-standard Solid Surface (5 tablets or less)	Call For Quote	
IMS	Inset Magazine and Storage Shelf	\$628		CO	Clean Out (overall width up to 60")	\$327	
UFI	Upholstered Front - On-Line Table	\$124		CO1	Clean Out (overall width over 60")	\$503	
LTI	On-Line Table Full Veneer (sides & top)	\$327					

DIMENSIONS	Two Seat Three Arms	Three Seat Four Arms
Seat Width:	22"	22"
Seat Depth:	20"	20"
Seat Height:	18"	18"
Arm Height:	25.5"	25.5"
Back Height:	32.5"	32.5"
Overall Width:	53"	72"
Overall Depth:	27"	27"
Qty./Wt.:	1 ea./115 lbs.	1 ea./135 lbs.



TWO SEAT LOUNGE WITH INSIDE ARM

## MODEL / DESCRIPTION / LIST PRICING

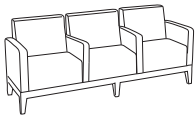


**3094** Two-Seat Lounge with Outside Arms and one Inside Arm

COM Yardage: 10.5 Yds.

COM	GR1	GR2	GR3	GR4	GR5	GR6	GR7	GR8	GR9	GR10	LEA
\$4353	\$4657	\$4845	\$5038	\$5239	\$5449	\$5668	\$5895	\$6129	\$6374	\$6629	\$7837

COM Yardage (Optional three fabrics): Back: 4 Yds / Seat: 2.5 Yds / Arms: 3.75 Yds



**3019** Three-Seat Lounge with Outside Arms and Inside Arms

COM Yardage: 15.5 Yds.

COM	GR1	GR2	GR3	GR4	GR5	GR6	GR7	GR8	GR9	GR10	LEA
\$6266	\$6704	\$6974	\$7251	\$7542	\$7842	\$8155	\$8484	\$8824	\$9178	\$9544	\$11279

COM Yardage (Optional three fabrics): Back: 6 Yds / Seat: 3.75 Yds / Arms: 5 Yds

## OPTIONS

Add upcharge to list price and code to model number

FR	CAL 133 (TB 133) Fire Retardant per yard	\$118	/yd.
MB	Moisture Barrier (up to 60" overall width)	\$164	ea.
MB60	Moisture Barrier (over 60" overall width)	\$262	ea.
2FO	Two fabric option	\$131	
3FO	Three fabric option	\$199	
WAC	Wood Arm Cap	\$116	ea.

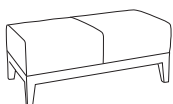
PAC	Poly Arm Cap - Standard Black/Charcoal	\$89	ea.
GD4	U Bracket Ganging Device	\$246	per pair
TAB-(L)	Swivel Tablet (specify A, B or C, left or right arm)	\$653	ea. tablet
TA	Swinging Tablet Arm	\$520	
TAR	Receptacle Hardware for Swinging Tablet Arm	\$197	ea.
CO	Clean Out (overall width up to 60")	\$327	
CO1	Clean Out (overall width over 60")	\$503	

DIMENSIONS	Two Seat	Three Seat	Two Seat w/ On-Line Table
Seat Width:	22"	22"	22"
Seat Depth:	27"	27"	27"
Seat Height:	18"	18"	18"
Back Height:	–	–	–
Table Height:	–	–	16"
Overall Width:	44"	66"	66"
Overall Depth:	27"	27"	27"
Qty./Wt.:	1 ea./64 lbs.	1 ea./88 lbs.	1 ea./140 lbs.



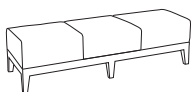
2 SEAT BENCH

## MODEL / DESCRIPTION / LIST PRICING


**3018** Two Seat Bench

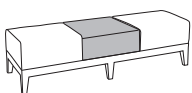
COM Yardage: 3 Yds.

COM	GR1	GR2	GR3	GR4	GR5	GR6	GR7	GR8	GR9	GR10	LEA
\$3119	\$3335	\$3467	\$3607	\$3750	\$3902	\$4056	\$4219	\$4389	\$4566	\$4747	\$5609


**3095** Bench Three Seat Bench

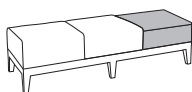
COM Yardage: 4.5 Yds.

COM	GR1	GR2	GR3	GR4	GR5	GR6	GR7	GR8	GR9	GR10	LEA
\$4206	\$4500	\$4679	\$4868	\$5062	\$5266	\$5475	\$5692	\$5920	\$6159	\$6405	\$7570


**3020** Bench with 2 Seats and Center On-Line Table

COM Yardage: 3 Yds.

COM	GR1	GR2	GR3	GR4	GR5	GR6	GR7	GR8	GR9	GR10	LEA
\$4121	\$4410	\$4586	\$4769	\$4962	\$5161	\$5368	\$5582	\$5805	\$6036	\$6278	\$7420


**3098** Bench with 2 Seats and On-Line End Table

COM Yardage: 3 Yds.

COM	GR1	GR2	GR3	GR4	GR5	GR6	GR7	GR8	GR9	GR10	LEA
\$4121	\$4410	\$4586	\$4769	\$4962	\$5161	\$5368	\$5582	\$5805	\$6036	\$6278	\$7420

## OPTIONS

Add upcharge to list price and code to model number

FR	CAL 133 (TB 133) Fire Retardant per yard	\$118	/yd.
MB	Moisture Barrier (up to 60" overall width)	\$164	ea.
MB60	Moisture Barrier (over 60" overall width)	\$262	ea.
IMS	Inset Magazine and Storage Shelf	\$628	

UFI	Upholstered Front - On-Line Table	\$124	
LTI	On-Line Table Full Veneer (sides & top)	\$327	
GD4	U Bracket Ganging Device	\$246	per pair





**OJAI**

The Ojai Occasional Table features a solid maple base platform. The body and top are wood veneer or laminate over wood core with decorative details of a hardwood multiply birch reveal.



30X60 RECTANGLE COFFEE TABLE



30X30 SQUARE END TABLE

**ORDERING INFORMATION**

- |                                        |                                         |
|----------------------------------------|-----------------------------------------|
| 1) Series Name                         | 5) Table Body Material/Finish Selection |
| 2) Model Number                        | 6) Table Base Wood Finish               |
| 3) Quantity                            |                                         |
| 4) Table Top Material/Finish Selection |                                         |

**BASE SPECIFICATIONS**

**Table Base:** Base is solid maple with a 5/8 " hardwood multiply reveal in your choice of 16 standard colors.

**Glides:** Four black polyvinyl glides factory installed

**TABLE TOP SPECIFICATIONS**

**Table**

Table is CARB Phase I & Phase II compliant. Laminate wood veneer and phenolic backing are glued with water based adhesives. Custom sizes are available.

**STANDARD BASE FINISHES**

**Wood Base:** Standard Wood Stain

**TABLE FINISHES**



**COLOR / EDGE SELECTIONS**

**Laminate/Veneer Selections**

ERG offers over 1000 standard laminate choices from Nevamar, Wilsonart, Formica and Pionite. Wood veneer is available in transparent stain colors - custom stain matching available for an upcharge. Solid Surface, 3Form Chroma and stone table tops will be quoted upon request.



22X26 RECTANGLE COFFEE TABLE



30X30 SQUARE END TABLE

**MODEL / DESCRIPTION / LIST PRICING**

**OJAI | OCCASIONAL | SQUARE**



SQUARE

Model Number	Table Top Size	Table Height	Shipping Weight	LAMINATE	WOOD VENEER
OJA2424	24" x 24"	18"	65 lbs.	\$2529	\$2791
OJA3030	30" x 30"	18"	75 lbs.	\$2824	\$3080
OJA3636	36" x 36"	18"	95 lbs.	\$3048	\$3232

**OJAI | OCCASIONAL | RECTANGLE**



RECTANGLE

Model Number	Table Top Size	Table Height	Shipping Weight	LAMINATE	WOOD VENEER
OJA2226	22" x 26"	18"	65 lbs.	\$2581	\$2850
OJA3060	30" x 60"	18"	95 lbs.	\$3242	\$3808

**OLIVER**

Oliver is a unique lounge chair with a curved back that is perfect for any space. With its two-piece upholstery, four-leg wood or steel frame, and cleanout features, it's small but mighty! This chair has a bowed back to keep you snug and the seat is bowed just enough for a comfy sit. It's the ideal lounge for a small lobby space that welcomes a closer look.



4 LEG METAL LEG CHAIR



SLED BASE CHAIR



WOOD LEG CHAIR

## ORDERING INFORMATION

### To Order Please Specify:

- 1) Series Name
- 2) Model Number
- 3) Quantity
- 4) Fabric Grade and Number
- 5) Optional Items

SOFT SEATING	WEIGHT LIMIT
Metal Legs	500 lbs.
Wood Legs	350 lbs.

## STANDARD BASE FINISHES

**4-Leg Base:** Standard Powder Coat

**Sled Base:** Standard Powder Coat

**Wood Leg:** Standard Wood Stain

## GENERAL SPECIFICATIONS

### Upholstery/Foam

Cold injected urethane molded foam with inner steel welded frame.

### Graded-In & COM Fabric Testing

Due to the complexity of the upholstery process, please submit your Graded-in/COM for testing. A 10"x10" sample is required. **ALL FABRIC MUST BE PRE APPROVED.** Please see Approved Fabrics link under product webpage images.

### Chair Base Details

**4-Leg Chair:** Frames are made of 5/8" diameter, solid steel fully welded with adjustable steel glide.

**Sled Base Chair:** Frames are made of 5/8" diameter, steel rod fully welded with plastic glide.

**Wood Leg Chair:** Ash Wood legs at 2.30" wide at the top and tapers down to 1.34" at the bottom with felt as the glide.

## OPTIONS

- CODE: FR - CAL 133 (TB 133) Fire Retardant
- CODE: MB - Moisture Barrier (up to 60" overall width)
- CODE: 2FO - Two Fabric Option

DIMENSIONS	4 Leg Chair	Sled Base Chair	Wood Leg Chair
Inside Width:	20"	20"	20"
Seat Height:	17"	17"	16.5"
Seat Depth:	20"	20"	20"
Overall Depth:	26.5"	26"	26.5"
Overall Width:	25.5"	25.5"	25.5"
Overall Height:	30.25"	30"	29"
Qty./Wt. per carton:	1 ea./30 lbs.	1 ea./31 lbs.	1 ea./25 lbs.


 WOOD LEG CHAIR WITH TWO  
 FABRIC OPTION

**MODEL / DESCRIPTION / LIST PRICING**

**2402 4 Leg Chair**

COM Yardage Total: 3.25 Yds / Back: 1.25 Yds / Seat: 2 Yds

COM	GR1	GR2	GR3	GR4	GR5	GR6	GR7	GR8	GR9	GR10	LEA
\$1293	\$1366	\$1440	\$1513	\$1592	\$1671	\$1750	\$1835	\$1926	\$2005	\$2101	\$2344


**2404 Sled Base Chair**

COM Yardage Total: 3.25 Yds / Back: 1.25 Yds / Seat: 2 Yds

COM	GR1	GR2	GR3	GR4	GR5	GR6	GR7	GR8	GR9	GR10	LEA
\$1311	\$1384	\$1458	\$1531	\$1610	\$1689	\$1768	\$1853	\$1944	\$2023	\$2119	\$2362


**2406 Wood Leg Chair**

COM Yardage Total: 3.25 Yds / Back: 1.25 Yds / Seat: 2 Yds

COM	GR1	GR2	GR3	GR4	GR5	GR6	GR7	GR8	GR9	GR10	LEA
\$1562	\$1635	\$1709	\$1782	\$1861	\$1940	\$2019	\$2104	\$2194	\$2274	\$2370	\$2613

**OPTIONS**

Add upcharge to list price and code to model number

FR	CAL 133 (TB 133) Fire Retardant per yard	\$118	/yd.
MB	Moisture Barrier (up to 60" overall width)	\$164	ea.

2FO	Two Fabric Option	\$131	per unit
-----	-------------------	-------	----------

**OSLO**

Oslo tables have been created with a simple and streamlined design, yet very industrial in look and build. The frame consists of two inch heavy gauge steel complemented with your choice of a 5 inch caster or adjustable glide base. This table is perfect for an urban setting that boasts socialization for a touchdown space, casual meeting area ready to change on a moment's notice or simply a workspace environment.



OSLO BAR HEIGHT TABLE  
WITH OPTIONAL 5" CASTERS

## ORDERING INFORMATION

- |                 |                               |
|-----------------|-------------------------------|
| 1) Series Name  | 5) Frame Color                |
| 2) Model Number | 6) Laminate Selection and No. |
| 3) Size         | 7) Edge Style Code and Color  |
| 4) Quantity     | 8) Optional Items             |

## BASE SPECIFICATIONS

**Legs/Apron:** The Oslo legs & apron is made with 2", 14 gauge square steel tubing. Foot rest is set at 10" from the floor

**Glides:** Factory installed 1.25" industrial strength adjustable poly steel glides are standard.

**Casters:** 5" Total Lock Industrial Casters.

**Assembly:** Apron mounts to top with 1/4-20 x 1" machine screws into metal inserts; no wood screws are used. Legs are attached to the apron with 3/8-16 bolts. Shipped K-D.

## STANDARD BASE FINISHES

**Metal Base:** Standard Powder Coat

## TABLE TOP SPECIFICATIONS

### Table Tops

Table top core is CARB Compliant 1.25" particle board. Laminate and phenolic backing are glued with water based adhesives.

**OPTIONAL Butcher Block** tops are available.

## COLOR / EDGE SELECTIONS

### Laminate/Veneer Selections

ERG offers over 1000 standard laminate choices from Nevamar, Wilsonart, Formica and Pionite. Wood veneer is available in transparent stain colors - custom stain matching available for an upcharge.

### Edge Selections

ERG offers a wide variety of table top edge materials including PVC, wood, aluminum and resin/urethane.

Special Edge Note: When ganging or butting tables together, ERG recommends using 3MM flat edge or flat wood edge. Square tables using **T-MOLD** edge will have a 3" radius on all corners.

## OPTIONS

- CODE: CH - Counter Table Height - 36"
- CODE: CAS5 - Industrial 5" Total Lock Casters - Black

Note: Oslo tables are shipped K-D


 OSLO CAFÉ HEIGHT TABLE  
 WITH SHELF

**MODEL / DESCRIPTION / LIST PRICING**
**OSLO | RECTANGLE | CAFÉ HEIGHT**
  
 RECTANGLE

Model Number	Table Top Size	Number of Legs	Table Height	Shpg. Wght	LAMINATE TOP ASSORTED EDGES			VEENEER TOP	BUTCHER BLOCK TOP	PRICE TO ADD SHELF
					EDGE 2B	EDGE 3A	EDGE 6Q	EDGE 8G	BB	+ LSHF
OSL3060	30 X 60	4	29"	90	\$2705	\$3066	\$4599	\$6592	\$5951	\$666
OSL3072	30 X 72	4	29"	102	\$2917	\$3314	\$4959	\$7133	\$6417	\$707
OSL3084	30 X 84	4	29"	113	\$3091	\$3532	\$5255	\$7617	\$6800	\$748
OSL3096	30 X 96	4	29"	124	\$3445	\$3930	\$5857	\$8469	\$7579	\$788
OSL3660	36 X 60	4	29"	102	\$2868	\$3269	\$4876	\$7048	\$6310	\$802
OSL3672	36 X 72	4	29"	115	\$3094	\$3536	\$5260	\$7631	\$6807	\$854
OSL3684	36 X 84	4	29"	129	\$3282	\$3773	\$5579	\$8154	\$7220	\$897
OSL3696	36 X 96	4	29"	142	\$3649	\$4188	\$6203	\$9046	\$8028	\$937
OSL4272	42 X 72	4	29"	129	\$4506	\$5217	\$7660	\$11301	\$9913	\$1127
OSL4284	42 X 84	4	29"	154	\$4675	\$5429	\$7948	\$11511	\$10285	\$1154
OSL4296	42 X 96	4	29"	160	\$4842	\$5638	\$8231	\$12233	\$10652	\$1208
OSL4872	48 X 72	4	29"	142	\$4939	\$5699	\$8396	\$12333	\$10866	\$1011
OSL4884	48 X 84	4	29"	160	\$5050	\$5853	\$8585	\$12684	\$11110	\$1052
OSL4896	48 X 96	4	29"	178	\$5158	\$6006	\$8769	\$13033	\$11348	\$1079
OSL6072	60 X 72	4	29"	169	\$5381	\$6218	\$9148	\$13465	\$11838	\$1297
OSL6096	60 X 96	4	29"	214	\$5651	\$6597	\$9607	\$14327	\$12432	\$1344

**OPTIONS**

Add upcharge to list price and code to model number

CAS5	Industrial 5" Total Lock Casters - Black	\$99	ea.
------	------------------------------------------	------	-----


 OSLO BAR HEIGHT TABLE WITH  
 SHELF AND CASTERS

**MODEL / DESCRIPTION / LIST PRICING**
**OSLO | RECTANGLE | BAR HEIGHT**


RECTANGLE

Model Number	Table Top Size	Number of Legs	Table Height	Shpg. Wght	LAMINATE TOP ASSORTED EDGES			VEENEER TOP	BUTCHER BLOCK TOP	PRICE TO ADD SHELF
					EDGE 2B	EDGE 3A	EDGE 6Q	EDGE 8G	BB	+ LSHF
OSLH3060	30 X 60	4	42"	98	\$3057	\$3435	\$5197	\$7368	\$6725	\$666
OSLH3072	30 X 72	4	42"	110	\$3270	\$3684	\$5559	\$7909	\$7194	\$707
OSLH3084	30 X 84	4	42"	121	\$3444	\$3902	\$5855	\$8393	\$7577	\$748
OSLH3096	30 X 96	4	42"	132	\$3799	\$4301	\$6458	\$9246	\$8358	\$788
OSLH3660	36 X 60	4	42"	110	\$3221	\$3641	\$5476	\$7825	\$7086	\$802
OSLH3672	36 X 72	4	42"	123	\$3448	\$3906	\$5862	\$8407	\$7586	\$854
OSLH3684	36 X 84	4	42"	137	\$3634	\$4144	\$6178	\$8930	\$7995	\$897
OSLH3696	36 X 96	4	42"	150	\$3999	\$4558	\$6798	\$9823	\$8798	\$937
OSLH4272	42 X 72	4	42"	137	\$4859	\$5588	\$8260	\$12076	\$10690	\$1127
OSLH4284	42 X 84	4	42"	150	\$5026	\$5798	\$8544	\$12542	\$11057	\$1154
OSLH4296	42 X 96	4	42"	168	\$5196	\$6007	\$8833	\$13011	\$11431	\$1208
OSLH4872	48 X 72	4	42"	150	\$5293	\$6071	\$8998	\$13109	\$11645	\$1011
OSLH4884	48 X 84	4	42"	160	\$5403	\$6225	\$9185	\$13461	\$11887	\$1052
OSLH4896	48 X 96	4	42"	186	\$5512	\$6378	\$9370	\$13811	\$12126	\$1079
OSLH6072	60 X 72	4	42"	177	\$5594	\$6442	\$9510	\$13931	\$12307	\$1297
OSLH6096	60 X 96	4	42"	222	\$5862	\$6820	\$9965	\$14793	\$12896	\$1344

**OPTIONS**

Add upcharge to list price and code to model number

CH	Counter Table Height - 36"	\$262	per table	CAS5	Industrial 5" Total Lock Casters - Black	\$99	ea.
----	----------------------------	-------	-----------	------	------------------------------------------	------	-----

**OZARK**

Ozark lounge is a modern collection with a barrel back that is tightly upholstered. This lounge offers a fixed seat fully upholstered to the floor or a 4-Leg lounge with a cleanout. It also offers a 360° swivel single seat for active mobility, and all are complimented with a two-seat lounge. Designed for office, education and healthcare or any common area to complement any space.



SINGLE SEAT LOUNGE  
SHOWN WITH OPTIONAL  
CONTRASTING FABRICS



4-LEG LOVESEAT WITH  
CLEANOUT

## ORDERING INFORMATION

### To Order Please Specify:

- |                 |                               |
|-----------------|-------------------------------|
| 1) Series Name  | 4) Fabric Grade and Number    |
| 2) Model Number | 5) Wood Stain (for wood legs) |
| 3) Quantity     | 6) Optional Items             |

SOFT SEATING	WEIGHT LIMIT
1 Seat	500 lbs.
2 Seat	1000 lbs.

## STANDARD BASE FINISHES

**Legs:** Standard Powder Coat (Applies only to 4-Leg Lounge)

### STANDARD POWDER COAT METAL LEG



OZARK'S CLEANOUT DESIGN IS AN OPEN PASSAGEWAY AT THE FRONT SEAT AND THROUGH BELOW THE CHAIR, FOR CLEANABILITY.

## GENERAL SPECIFICATIONS

### Upholstery / Foam

- 2" thick high resiliency foam with a 2" seat cushion with flexible webbing installed for added support and soft sit.
- No-sag springs with interlocking helicoil springs for additional seat and low back support.

### Graded-In & COM Fabric Testing

Due to the complexity of the upholstery process, please submit your Graded-in/COM for testing. A 10"x10" sample is required. **ALL FABRIC MUST BE PRE APPROVED.** Please see Approved Fabrics link under product webpage images.

### Frame

- Multi-ply hardwood
- Tongue and groove construction nailed and glued

### Base Details

**Swivel Base:** Hidden ring with 360° swivel

**Auto Return:** Hidden ring with Auto Return

### Glides

Adjustable steel glides

### Legs (Applies only to 4-Leg Lounge)

- 8" tall, 1.5" diameter fabricated steel angled legs
- Sand blasted prior to paint for maximum color adhesion
- Includes factory installed adjustable glides



## OPTIONS

- CODE: FR - CAL 133 (TB 133) Fire Retardant
- CODE: MB - Moisture Barrier (up to 60" overall width)
- CODE: 2FO - Two Fabric Option
- CODE: WDL - Metal/Wood Legs
- CODE: WDL-C - Chrome/Wood Legs
- CODE: PC - Polished Chrome Legs

### Ozark Leg Options

OPTIONAL METAL/WOOD LEG  
**CODE: WDL**



OPTIONAL CHROME LEG  
**CODE: PC**



OPTIONAL CHROME/WOOD LEG  
**CODE: WDL-C**



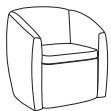
TWO FABRIC OPTION

DIMENSIONS	Lounge	Lounge with Swivel Base	Loveseat
Inside Width:	22"	22"	44"
Seat Height:	17"	17"	17"
Arm Height:	23"	23"	23"
Overall Depth:	29.5"	29.5"	29.5"
Overall Width:	31.5"	31.5"	53"
Overall Height:	31"	31"	31"
Qty./Wt. per carton:	1 ea./73 lbs.	1 ea./79 lbs.	1 ea./114 lbs.



SINGLE SEAT LOUNGE  
WITH SWIVEL BASE

### MODEL / DESCRIPTION / LIST PRICING



#### 2200 Lounge

COM Yardage: 5 Yds. / Back: 3.5 Yds. / Seat: 1.5 Yd.

COM	GR1	GR2	GR3	GR4	GR5	GR6	GR7	GR8	GR9	GR10	LEA
\$2425	\$2604	\$2686	\$2781	\$2894	\$2989	\$3084	\$3179	\$3274	\$3369	\$3463	\$3576



#### 2202 Lounge - 360° Swivel Base

COM Yardage: 5 Yds. / Back: 3.5 Yds. / Seat: 1.5 Yd.


COM	GR1	GR2	GR3	GR4	GR5	GR6	GR7	GR8	GR9	GR10	LEA
\$2632	\$2809	\$2893	\$2988	\$3101	\$3196	\$3291	\$3385	\$3480	\$3575	\$3670	\$3782



#### 2203 Lounge - Auto Return

COM Yardage: 5 Yds. / Back: 3.5 Yds. / Seat: 1.5 Yd.

COM	GR1	GR2	GR3	GR4	GR5	GR6	GR7	GR8	GR9	GR10	LEA
\$2753	\$2931	\$3014	\$3109	\$3222	\$3317	\$3411	\$3506	\$3601	\$3696	\$3791	\$3904



#### 2204 Two Seat Lounge Loveseat

COM Yardage: 10 Yds. / Back: 7 Yds. / Seat: 3 Yd.

COM	GR1	GR2	GR3	GR4	GR5	GR6	GR7	GR8	GR9	GR10	LEA
\$4365	\$4531	\$4661	\$4780	\$4946	\$5065	\$5183	\$5302	\$5421	\$5539	\$5682	\$5818

### OPTIONS

Add upcharge to list price and code to model number

FR	CAL 133 (TB 133) Fire Retardant - per yard	\$118	/yd.
MB	Moisture Barrier (up to 60" overall width)	\$164	ea.

2FO	Two Fabric Option	\$131	per unit
-----	-------------------	-------	----------

## OZARK COLLECTION

### 4-LEG LOUNGE AND 4-LEG LOUNGE WITH CLEANOUT

DIMENSIONS	4-Leg Lounge	4-Leg Loveseat	4-Leg Lounge w/Cleanout	4-Leg Loveseat w/Cleanout
Seat Width:	21"	43.5"	21"	43.5"
Seat Height:	17"	17"	17"	17"
Seat Depth:	20"	20"	20"	20"
Arm Height:	23"	23"	23"	23"
Overall Depth:	28.75"	28.75"	28.75"	28.75"
Overall Width:	32.25"	55"	32.25"	55"
Overall Height:	31"	31"	31"	31"
Qty./Wt. per carton:	1 ea./73 lbs.	1 ea./114 lbs.	1 ea./73 lbs.	1 ea./114 lbs.



4-LEG LOVESEAT LOUNGE  
WITH CLEANOUT


## MODEL / DESCRIPTION / LIST PRICING



### 2205 Lounge with Legs

COM Yardage: 5 Yds. / Back: 3.5 Yds. / Seat: 1.5 Yd.

COM	GR1	GR2	GR3	GR4	GR5	GR6	GR7	GR8	GR9	GR10	LEA
\$2390	\$2567	\$2651	\$2746	\$2858	\$2953	\$3048	\$3143	\$3237	\$3332	\$3427	\$3540



### 2207 Two Seat Lounge Loveseat with Legs

COM Yardage: 10 Yds. / Back: 7 Yds. / Seat: 3 Yd.


COM	GR1	GR2	GR3	GR4	GR5	GR6	GR7	GR8	GR9	GR10	LEA
\$4329	\$4495	\$4626	\$4745	\$4911	\$5030	\$5148	\$5267	\$5386	\$5504	\$5647	\$5783



### 2206 Lounge with Legs and **Cleanout**

COM Yardage: 5 Yds. / Back: 3.5 Yds. / Seat: 1.5 Yd.

COM	GR1	GR2	GR3	GR4	GR5	GR6	GR7	GR8	GR9	GR10	LEA
\$2454	\$2633	\$2715	\$2810	\$2923	\$3018	\$3113	\$3208	\$3303	\$3398	\$3493	\$3606



### 2208 Two Seat Lounge Loveseat with Legs and **Cleanout**

COM Yardage: 10 Yds. / Back: 7 Yds. / Seat: 3 Yd.

COM	GR1	GR2	GR3	GR4	GR5	GR6	GR7	GR8	GR9	GR10	LEA
\$4395	\$4561	\$4692	\$4810	\$4977	\$5095	\$5214	\$5332	\$5451	\$5570	\$5712	\$5848

## OPTIONS

Add upcharge to list price and code to model number

FR	CAL 133 (TB 133) Fire Retardant - per yard	\$118	/yd.
MB	Moisture Barrier (up to 60" overall width)	\$164	ea.
2FO	Two Fabric Option	\$131	per unit

WDL	Metal/Wood Legs	\$45	ea.
WDL-C	Chrome/Wood Legs	\$79	ea.
PC	Polished Chrome Legs	\$45	ea.

**PARMA**

Parma Tables offer two looks showcasing its substantial three inch top and have an array of useful applications for training, dining or multi-use areas. The metal legs come in straight. The full laminate panel looks great ganged together to create the ultimate surface for learning or collaborating and makes a great touchdown spot for a meeting.



STRAIGHT METAL LEG



LAMINATE PANEL BAR HEIGHT  
WITH COVE POWER/DATA

## ORDERING INFORMATION

- |                             |                                  |
|-----------------------------|----------------------------------|
| 1) Series Name              | 6) Powder Coat color (metal leg) |
| 2) Model Number             | 7) Optional Items                |
| 3) Size                     |                                  |
| 4) Quantity                 |                                  |
| 5) Laminate Selection & No. |                                  |

## BASE SPECIFICATIONS

**Laminate Panel:** Parma panel tables feature a 3" thick wood frame covered on all sides with high pressure laminate. Table frame is CARB Phase I & Phase II Compliant. Laminate and phenolic backing are glued with water based adhesives. Tables 72" and over will have steel stretcher bars installed within the table top for added stability.

**Metal:** The Parma metal leg tables are constructed with a 3" thick wood frame table top in your choice of laminate. Square legs are made of formed and welded 14-gauge, 2.5" x 1" rectangular steel tubing. The two legs are attached together with two welded steel tubing cross members. Frames are sandblasted and finished in your choice of standard powder coat colors.

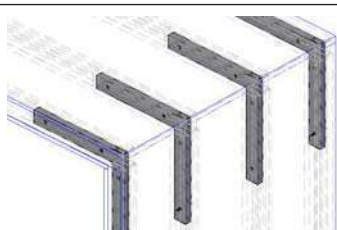
**Glides:** Factory installed steel glides includes on all Parma tables

## STANDARD BASE FINISHES

**Metal Legs:** Standard Powder Coat

### construction note

PARMA features a panel base construction with 12x12 corner L-Brackets



**Panel Bases**

## TABLE TOP SPECIFICATIONS

### Table Tops

Table top core is CARB Phase I & Phase II Compliant. Laminate, wood veneer and phenolic backing are glued with water based adhesives.

### Solid Surface

Solid Surface and Stone table tops will be quoted upon request.

**Note:** Some sizes and dimensions are approximate, if using an existing solid surface or other top, please call for exact specs before ordering.

## COLOR / EDGE SELECTIONS

### Laminate/Veneer Selections

ERG offers over 1000 standard laminate choices from Nevamar, Wilsonart, Formica and Pionite. Wood veneer is available in transparent stain colors - custom stain matching available for an upcharge.

## OPTIONS

- CODE: PRH36 - Counter height table top (36")
- CODE: PRH42 - Bar height table top (42")
- CODE: P2L - Two Contrasting Laminates.
- CODE: MD - Magnetic Door
- CODE: AH-L - Access Hole - Laminate
- CODE: FMG - Floor Mount Glide
- CODE: WM - Wire Management Trough  
(required for power/data on laminate panel tables)
- CODE: SHP - Laminate Shelving  
(includes metal span support bars - available on panel leg only)

**PARMA | STRAIGHT METAL LEG**

**RECTANGLE**

Model Number	Table Top Size	Table Height	Shpg. Wght	List Price
PRM2460	24" X 60"	29"	130	\$4607
PRM2472	24" X 72"	29"	145	\$4693
PRM2484	24" X 84"	29"	160	\$5248
PRM2496	24" X 96"	29"	175	\$5456
PRM3060	30" X 60"	29"	140	\$4726
PRM3072	30" X 72"	29"	155	\$4910
PRM3084	30" X 84"	29"	170	\$5447
PRM3096	30" X 96"	29"	185	\$5986
PRM3660	36" X 60"	29"	150	\$4847
PRM3672	36" X 72"	29"	165	\$5137
PRM3684	36" X 84"	29"	180	\$5658
PRM3696	36" X 96"	29"	195	\$6568



PARMA STRAIGHT METAL LEG

**OPTIONS**

Add upcharge to list price and code to model number

PRH36	36" Counter Height	\$458	per table
PRH42	42" Bar Height	\$556	per table
WM	Wire Management Trough (for power/data)	\$458	per table

P2L	Contrasting Two Laminates	\$327	per table
FMG	Floor Mount Glide	\$29	ea.



PARMA PANEL TABLE WITH OPTIONAL TWO LAMINATES

**PARMA | LAMINATE PANEL**


RECTANGLE

Model Number	Table Top Size	Table Height	Shpg. Wght	List Price
PRML2460	24" X 60"	29"	130	\$4859
PRML2472	24" X 72"	29"	145	\$4944
PRML2484	24" X 84"	29"	160	\$5497
PRML2496	24" X 96"	29"	175	\$5708
PRML3060	30" X 60"	29"	140	\$4977
PRML3072	30" X 72"	29"	155	\$5163
PRML3084	30" X 84"	29"	170	\$5701
PRML3096	30" X 96"	29"	185	\$6238
PRML3660	36" X 60"	29"	150	\$5095
PRML3672	36" X 72"	29"	165	\$5391
PRML3684	36" X 84"	29"	180	\$5910
PRML3696	36" X 96"	29"	195	\$6818


 PARMA BAR HEIGHT PANEL TABLE WITH OPTIONAL SHELVING  
**NOTE:** LAMINATE SHELF IS PLACED 10" BELOW TABLE TOP UNDERSIDE

Power + Wire Mgmt Note:

 Laminate Panel Leg - when two or more laminate panel tables will be joined,  
 AH must be ordered to daisy chain power/data units

Please see Power + Wire Mgmt link under product webpage images.

**OPTIONS**

Add upcharge to list price and code to model number

PRH36	36" Counter Height	\$458	per table
PRH42	42" Bar Height	\$556	per table
MD	Magnetic Door	\$406	per table
AH-L	Access Hole - Laminate	\$73	ea.

WM	Wire Management Trough (for laminate panel)	\$458	per table
SHP	Laminate Shelving (Laminate Panel Models Only)	\$739	per table
P2L	Contrasting Two Laminates	\$327	per table
FMG	Floor Mount Glide	\$29	ea.

**PENTO**

**HIGH PRESSURE  
LAMINATES  
LPS**  
available on Pento

Pento chairs and stools feature a one-piece beech wood shell with a slight taper at the top and a waterfall front edge. It offers finish options that include stain colors or laminate, and design cutout options for the back allowing a custom look for any café or workspace.



SIDE CHAIR



SIDE CHAIR WITH  
UPHOLSTERED SEAT INSERT



BAR STOOL WITH OPTIONAL POLISHED  
CHROME FRAME

## ORDERING INFORMATION

### To Order Please Specify:

- |                                   |                                           |
|-----------------------------------|-------------------------------------------|
| 1) Series Name                    | 7) Fabric Grade & Number                  |
| 2) Model Number                   | 8) Optional Items                         |
| 3) Quantity                       | 9) Back Cutouts                           |
| 4) Wood Species                   | 10) Engraving                             |
| 5) Wood Stain Finish Color        | 11) <b>LPS</b> (Laminate Plywood Seating) |
| 6) Frame Color or Polished Chrome |                                           |

CHAIRS	WEIGHT LIMIT
Metal Legs	350 lbs.

## STANDARD BASE FINISHES

**4 Leg:** Standard Powder Coat

## OPTIONAL BASE FINISHES

**4 Leg:** Polished Chrome

## GENERAL SPECIFICATIONS

### Shell

Compound angle, .50" thick multiply Beech wood. Available in transparent wood stain colors with vertical running wood grain.

### Upholstery

Seat inserts can be finished in choice of fabric, vinyl, crypton, leather or approved COM.

### Base Details

**4-Leg:** 4-Leg chair and stool frames are .75" diameter, 14 gauge steel tubing with hand brazed welds.

### Glides

- Factory installed self leveling steel glides.

### Stacking

- 4-Leg chair will stack 4 high on the floor and up to 6 high on a dolly.
- 4-leg stool will stack 3 high on the floor.

## OPTIONS

- CODE: FR - CAL 133 (TB 133) Fire Retardant
- CODE: MBC - Moisture Barrier Chair
- CODE: ENG - Laser Engraved Back Design
- CODE: HG - Hand Grip Cutout
- CODE: PC - Polished Chrome Frame Finish
- CODE: CH - Counter Height (24" Seat Height)
- CODE: SH - Specialty Height (22" Lowest Seat Height)
- CODE: LPS - Laminate Plywood Seating

**\*\*Laminate seats (LPS) requires minimum 15 chair order**

### OPTIONAL CUTOUT BACK DESIGN



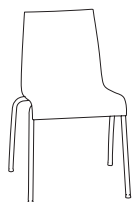
HAND GRIP

DIMENSIONS	Side Chair
Seat Width:	17.5"
Seat Depth:	15"
Seat Height:	17.5"
Back Height:	32"
Arm Height:	–
Overall Width:	20.5"
Overall Depth:	22"
Qty./Wt. per carton:	3 ea./50 lbs.



WOOD CHAIR

### MODEL / DESCRIPTION / LIST PRICING



**927** Wood Chair

Chair  
\$714



**927/SI** Wood Chair - Upholstered Seat Insert

COM Yardage: 0.75 Yard

COM	GR1	GR2	GR3	GR4	GR5	GR6	GR7	GR8	GR9	GR10	LEA
\$918	\$981	\$1020	\$1062	\$1105	\$1149	\$1194	\$1243	\$1293	\$1346	\$1398	\$1652

### Laser Engraving



LASER ENGRAVING – FRONT OR BACK

### OPTIONS

Add upcharge to list price and code to model number

FR	CAL 133 (TB 133) Fire Retardant	\$118	/yd.
MBC	Moisture Barrier Chair	\$84	ea.
PC	Polished Chrome Finish - 4-Leg Chair	\$49	

LPS	Laminate Plywood Seating**	Call	
HG	Hand Grip Cutout	\$99	
ENG	Laser Engraving Back Design*	\$111	

\*One time setup fee of \$321. Minimum 12 chairs (of same design and series)

\*\*Laminate seats (LPS) requires minimum 15 chair order



DIMENSIONS	Demi Back Stool	Tall Back Stool
Seat Width:	17.5"	17.5"
Seat Depth:	15"	15"
Seat Height:	30"	30"
Back Height:	38"	43.5"
Overall Width:	22"	22"
Overall Depth:	24"	24"
Qty./Wt. per carton:	2 ea./30 lbs.	2 ea./35 lbs.



BAR STOOL WITH OPTIONAL  
POLISHED CHROME FRAME

### MODEL / DESCRIPTION / LIST PRICING



#### 937 Tall Back Bar Stool

Chair  
\$976



#### 937/SI Tall Back Bar Stool - Upholstered Seat Insert

COM Yardage: 0.75 Yard

COM	GR1	GR2	GR3	GR4	GR5	GR6	GR7	GR8	GR9	GR10	LEA
\$1094	\$1173	\$1217	\$1264	\$1316	\$1372	\$1426	\$1481	\$1540	\$1602	\$1667	\$1971



#### 935 Demi Back Bar Stool

Chair  
\$1068

#### 935/SI Demi Back Bar Stool - Upholstered Seat Insert

COM Yardage: 0.75 Yard

COM	GR1	GR2	GR3	GR4	GR5	GR6	GR7	GR8	GR9	GR10	LEA
\$1185	\$1271	\$1322	\$1375	\$1429	\$1486	\$1546	\$1607	\$1670	\$1737	\$1809	\$2137

#### 935/U Demi Back Bar Stool - Fully Upholstered

COM Yardage: 1.25 Yard

COM	GR1	GR2	GR3	GR4	GR5	GR6	GR7	GR8	GR9	GR10	LEA
\$1242	\$1329	\$1383	\$1437	\$1495	\$1556	\$1618	\$1681	\$1749	\$1818	\$1893	\$2236

### Laser Engraving



LASER ENGRAVING - FRONT OR BACK

### OPTIONS

Add upcharge to list price and code to model number

FR	CAL 133 (TB 133) Fire Retardant	\$118	/yd.
MBC	Moisture Barrier Chair	\$84	ea.
CH	Counter Height (24" Seat Height)	\$37	
SH	Specialty Height (22" Lowest Seat Height)	\$37	

PC	Polished Chrome Finish - Bar Stool	\$76	
LPS	Laminate Ply Seat**	CALL	
HG	Hand Grip Cutout	\$99	
ENG	Laser Engraving Back Design*	\$111	

\*One time setup fee of \$321. Minimum 12 chairs (of same design and series)

\*\*Laminate seats (LPS) requires minimum 15 chair order

**PISA**

Pisa tables offer style and versatility for an array of applications. The complete square steel tube apron and legs provide the perfect solution for training, dining or multi-use areas. The frame consists of two-inch heavy gauge and is perfect for an urban setting that boasts socialization for a collaboration space, casual meeting area ready to change on a moment's notice or simply a workspace environment.



48" SQUARE CAFE TABLE



36X96" RECTANGLE CONFERENCE TABLE

## ORDERING INFORMATION

- |                 |                               |
|-----------------|-------------------------------|
| 1) Series Name  | 5) Frame Color                |
| 2) Model Number | 6) Laminate Selection and No. |
| 3) Size         | 7) Edge Style Code and Color  |
| 4) Quantity     | 8) Optional Items             |

## BASE SPECIFICATIONS

**Legs/Apron:** The Pisa legs & apron is made with 2", 14 gauge square steel tubing.

**Glides:** Adjustable steel glides

**Assembly:** Apron mounts to top with 1/4-20 x 1" machine screws into metal inserts; no wood screws are used. Legs are attached to the apron with 3/8-16 bolts. Shipped K-D.

## STANDARD BASE FINISHES

**Metal Legs:** Standard Powder Coat

## TABLE TOP SPECIFICATIONS

### Table Tops

Table top core is CARB Phase I & Phase II Compliant. Laminate, wood veneer and phenolic backing are glued with water based adhesives.

## FINISHES

### Laminate/Veneer Selections

ERG offers over 1000 standard laminate choices from Nevamar, Wilsonart, Formica and Pionite. Wood veneer is available in transparent stain colors - custom stain matching available for an upcharge.

### Edge Selections

ERG offers a wide variety of table top edge materials including PVC, wood, aluminum and resin/urethane.

Special Edge Note: When ganging or butting tables together, ERG recommends using 3MM flat edge or flat wood edge. Square tables using **T-MOLD** edge will have a 3" radius on all corners.

**NOTE: Urethane/Resin edges** are only available for certain sizes, please call for availability.

## OPTIONS

- CODE: CAS3 - 3" Locking Casters - Black
- CODE: STH - Special Table Height (other than 29" and 42")
- CODE: CH - Counter Table Height - 36"
- CODE: SLG - Self-Leveling Glide

Note: Pisa tables are shipped K-D



30X60" RECTANGE CAFÉ TABLE

**MODEL / DESCRIPTION / LIST PRICING**
**PISA | CAFÉ | SQUARE**


Model Number	Table Top Size	Number of Legs	Table Height	Shpg. Wght	LAMINATE TOP ASSORTED EDGES								VENEER TOP	
					GRP1	GRP2	GRP3	GRP4	GRP5	GRP6	GRP7	GRP8	GRP9	
PSA36S	36X36	4	29"	67	N/A	\$2409	\$2520	\$2879	\$2896	\$3167	\$3494	\$5438	\$6528	
PSA42S	42X42	4	29"	90	N/A	\$2745	\$2900	\$3370	\$3387	\$3730	\$4146	\$6269	\$7437	
PSA48S	48X48	4	29"	107	N/A	\$3150	\$3392	\$4087	\$4104	\$4587	\$5170	\$7378	\$8512	

**PISA | CAFÉ | RECTANGLE**


Model Number	Table Top Size	Number of Legs	Table Height	Shpg. Wght	LAMINATE TOP ASSORTED EDGES								VENEER TOP	
					GRP 1	GRP 2	GRP 3	GRP 4	GRP 5	GRP 6	GRP 7	GRP 8	GRP 9	
PSA2448	24 X 48	4	29"	70	N/A	\$2037	\$2139	\$2454	\$2471	\$2710	\$2996	\$4618	\$5525	
PSA2460	24 X 60	4	29"	79	N/A	\$2103	\$2225	\$2584	\$2601	\$2868	\$3192	\$4809	\$5697	
PSA2472	24 X 72	4	29"	88	N/A	\$2329	\$2461	\$2860	\$2877	\$3174	\$3529	\$5320	\$6304	
PSA2484	24 X 84	4	29"	97	N/A	\$2505	\$2663	\$3129	\$3146	\$3486	\$3894	\$5771	\$6779	
PSA2496	24 X 96	4	29"	106	N/A	\$2653	\$2825	\$3335	\$3352	\$3719	\$4158	\$6121	\$7172	
PSA3048	30 X 48	4	29"	79	N/A	\$2191	\$2309	\$2672	\$2689	\$2958	\$3285	\$4992	\$5935	
PSA3060	30 X 60	4	29"	90	N/A	\$2271	\$2409	\$2830	\$2846	\$3154	\$3518	\$5223	\$6139	
PSA3072	30 X 72	4	29"	102	N/A	\$2507	\$2665	\$3133	\$3150	\$3489	\$3899	\$5775	\$6785	
PSA3084	30 X 84	4	29"	113	N/A	\$2698	\$2885	\$3432	\$3449	\$3836	\$4303	\$6265	\$7299	
PSA3096	30 X 96	4	29"	124	N/A	\$2858	\$3065	\$3663	\$3680	\$4101	\$4610	\$6656	\$7722	
PSA3648	36 X 48	4	29"	88	N/A	\$2358	\$2501	\$2922	\$2939	\$3250	\$3624	\$5414	\$6388	
PSA3660	36 X 60	4	29"	102	N/A	\$2531	\$2697	\$3181	\$3198	\$3546	\$3970	\$5845	\$6848	
PSA3672	36 X 72	4	29"	115	N/A	\$2705	\$2891	\$3439	\$3456	\$3848	\$4318	\$6277	\$7311	
PSA3684	36 X 84	4	29"	129	N/A	\$2988	\$3207	\$3837	\$3854	\$4302	\$4835	\$6966	\$8078	
PSA3696	36 X 96	4	29"	142	N/A	\$3082	\$3323	\$4022	\$4039	\$4525	\$5110	\$7239	\$8320	

**OPTIONS**

Add upcharge to list price and code to model number

CAS3	3" Locking Casters - Black	\$34	ea.	SLG	Self-Leveling Glide	\$11	per glide
STH	Special Table Height (other than 29" and 42")	\$66	per leg				


 36" SQUARE BAR HEIGHT TABLE  
 SHOWN WITH BRUNO STOOLS

**MODEL / DESCRIPTION / LIST PRICING**
**PISA | BAR HEIGHT | SQUARE**


SQUARE

Model Number	Table Top Size	Number of Legs	Table Height	Shpg. Wght	LAMINATE TOP ASSORTED EDGES							VENEER TOP	
					GRP 1	GRP 2	GRP 3	GRP 4	GRP 5	GRP 6	GRP 7	GRP 8	GRP 9
PSAH36S	36 X 36	4	42"	82	N/A	\$2631	\$2719	\$3028	\$3045	\$3298	\$3602	\$5839	\$7134
PSAH42S	42 X 42	4	42"	105	N/A	\$2940	\$3068	\$3483	\$3500	\$3819	\$4205	\$6611	\$7974
PSAH48S	48 X 48	4	42"	122	N/A	\$3317	\$3526	\$4147	\$4164	\$4613	\$5152	\$7634	\$8971

**PISA | BAR HEIGHT | RECTANGLE**


RECTANGLE

Model Number	Table Top Size	Number of Legs	Table Height	Shpg. Wght	LAMINATE TOP ASSORTED EDGES							VENEER TOP	
					GRP 1	GRP 2	GRP 3	GRP 4	GRP 5	GRP 6	GRP 7	GRP 8	GRP 9
PSAH2460	24 X 60	4	42"	79	N/A	\$2501	\$2608	\$2948	\$2965	\$3233	\$3558	\$5614	\$6786
PSAH2472	24 X 72	4	42"	88	N/A	\$2727	\$2845	\$3227	\$3244	\$3540	\$3897	\$6127	\$7394
PSAH2484	24 X 84	4	42"	97	N/A	\$2903	\$3048	\$3495	\$3512	\$3852	\$4261	\$6577	\$7873
PSAH2496	24 X 96	4	42"	106	N/A	\$3049	\$3208	\$3701	\$3718	\$4084	\$4525	\$6928	\$8260
PSAH3060	30 X 60	4	42"	90	N/A	\$2670	\$2794	\$3195	\$3211	\$3518	\$3884	\$6026	\$7232
PSAH3072	30 X 72	4	42"	102	N/A	\$2905	\$3050	\$3500	\$3517	\$3854	\$4265	\$6579	\$7875
PSAH3084	30 X 84	4	42"	113	N/A	\$3098	\$3270	\$3797	\$3814	\$4204	\$4668	\$7068	\$8389
PSAH3096	30 X 96	4	42"	124	N/A	\$3258	\$3448	\$4028	\$4045	\$4468	\$4975	\$7463	\$8813
PSAH3660	36 X 60	4	42"	102	N/A	\$2931	\$3083	\$3547	\$3564	\$3914	\$4335	\$6650	\$7938
PSAH3672	36 X 72	4	42"	115	N/A	\$3103	\$3276	\$3804	\$3821	\$4213	\$4680	\$7082	\$8399
PSAH3684	36 X 84	4	42"	129	N/A	\$3504	\$3705	\$4313	\$4330	\$4778	\$5309	\$8014	\$9495
PSAH3696	36 X 96	4	42"	142	N/A	\$3599	\$3825	\$4499	\$4515	\$4999	\$5584	\$8285	\$9737

Note: Other bar height sizes available. Call for pricing.

**OPTIONS**

Add upcharge to list price and code to model number

CAS3	3" Locking Casters - Black	\$34	ea.	CH	Counter Table Height - 36"	\$262	per table
STH	Special Table Height (other than 29" and 42")	\$66	per leg	SLG	Self-Leveling Glide	\$11	per glide


 48X144" CONFERENCE TABLE WITH  
 OPTIONAL POWER / DATA UNITS

**MODEL / DESCRIPTION / LIST PRICING**
**PISA | CONFERENCE | RECTANGLE | CAFE HEIGHT**

	Model Number	Table Top Size	Number of Legs	Table Height	Shpg. Wght	LAMINATE TOP ASSORTED EDGES							VENEER TOP	
						GRP 1	GRP 2	GRP 3	GRP 4	GRP 5	GRP 6	GRP 7	GRP 8	GRP 9
RECTANGLE	PSA4272	42 X 72	4	29"	129	N/A	\$4130	\$4462	\$5418	\$5435	\$6097	\$6887	\$9721	\$11158
	PSA4296	42 X 96	4	29"	160	N/A	\$4382	\$4773	\$5881	\$5897	\$6650	\$7552	\$10422	\$11824
	PSA4872	48 X 72	4	29"	142	N/A	\$4218	\$4575	\$5595	\$5612	\$6310	\$7144	\$9976	\$11385
	PSA4896	48 X 96	4	29"	178	N/A	\$4815	\$5227	\$6406	\$6423	\$7223	\$8183	\$11402	\$12998
	PSA48120	48 X 120	6	29"	214	N/A	\$6012	\$6457	\$7760	\$7777	\$8683	\$9769	\$14033	\$16240
	PSA48144	48 X 144	6	29"	250	N/A	\$6728	\$7223	\$8678	\$8695	\$9704	\$10917	\$15700	\$18181

**PISA | CONFERENCE | RECTANGLE | BARHEIGHT**

	Model Number	Table Top Size	Number of Legs	Table Height	Shpg. Wght	LAMINATE TOP ASSORTED EDGES							VENEER TOP	
						GRP1	GRP2	GRP3	GRP4	GRP5	GRP6	GRP7	GRP8	GRP9
RECTANGLE	PSAH4272	42X72	4	42"	129	N/A	\$4691	\$5001	\$5931	\$5948	\$6609	\$7399	\$10847	\$12681
	PSAH4296	42X96	4	42"	160	N/A	\$4940	\$5313	\$6392	\$6409	\$7163	\$8064	\$11550	\$13351
	PSAH4872	48X72	4	42"	142	N/A	\$4778	\$5114	\$6104	\$6121	\$6822	\$7655	\$11103	\$12910
	PSAH4896	48X96	4	42"	178	N/A	\$5456	\$5841	\$6990	\$7007	\$7807	\$8769	\$12690	\$14741

Note: Other bar height sizes available. Call for pricing.

**OPTIONS**

Add upcharge to list price and code to model number

CH	Counter Table Height - 36"	\$262	per table	SLG	Self-Leveling Glide	\$11	per glide
----	----------------------------	-------	-----------	-----	---------------------	------	-----------

## POST

Post tables offer some classic and unique table top shapes, that are great for focused or group activities for training room spaces. It has additional lower heights for children's applications and two leg designs of square or round legs.



24" SQUARE CAFÉ TABLE



48X72" CONFERENCE TABLE

### ORDERING INFORMATION

- |                          |                               |
|--------------------------|-------------------------------|
| 1) Series Name           | 6) Laminate Selection and No. |
| 2) Model Number          | 7) Edge Style Code and Color  |
| 3) Size                  | 8) Optional Items             |
| 4) Quantity              |                               |
| 5) Leg Powder Coat Color |                               |

### BASE SPECIFICATIONS

**Café Legs:** The Post leg is made with 2", 14 gauge steel tubing. Round leg is standard, square leg is optional.

**Conference Legs:** The Post Conference leg is made with 3", 14 gauge round steel tubing.

**Plate:** 2" x 4" or 8" x 8" stamped metal plate

**Glides:** Adjustable steel glides

**Assembly:** Post base is a completely welded one piece base, no tie-rod assembly. The top plate is welded to the vertical column. Base mounts to tabletop with 1/4-20 x 1" machine screws into metal inserts in top; NO WOOD SCREWS ARE USED. For tables over 72" in length, two heavy duty steel stretcher bars are provided.

### STANDARD BASE FINISHES

**Round Leg:** Standard Powder Coat

### OPTIONAL BASE FINISHES

**Round Leg:** Polished Chrome

**Square Leg:** Standard Powder Coat



ROUND LEG

### TABLE TOP SPECIFICATIONS

#### Table Tops

Table top core is CARB Phase I & Phase II Compliant. Laminate, wood veneer and phenolic backing are glued with water based adhesives.

#### Easy-Fold Mechanism

Lightweight, heavy-duty, and very easy to operate. On folding models, lightweight designer-styled mechanism offers soft visual aesthetics ("non-industrial look"), consists of a nylon injection molded housing, cast aluminum pivot and metal locking slider. Rigid, taper locking design is activated by single lever that also locks in folded position. Legs fold flat and can be stored horizontally. ANSI/BIFMA tested. Round legs are only available on folding.

### COLOR / EDGE SELECTIONS

#### Laminate/Veneer Selections

ERG offers over 1000 standard laminate choices from Nevamar, Wilsonart, Formica and Pionite. Wood veneer is available in transparent stain colors - custom stain matching available for an upcharge.

#### Edge Selections

ERG offers a wide variety of table top edge materials including PVC, wood, aluminum and resin/urethane.

Special Edge Note: When ganging or butting tables together, ERG recommends using 3MM flat edge or flat wood edge. Square tables using **T-MOLD** edge will have a 3" radius on all corners.

## OPTIONS

- CODE: SL - 2" Square Post Legs
- CODE: CAS3 - 3" Locking Casters - Black
- CODE: GD3 - Flat Ganging Device for Café & Training Tables
- CODE: STH - Special Table Height (other than 29")
- CODE: PC - Polished Chrome Legs (round leg only)
- CODE: RAD - 3" Radius Corners for 3MM Edge
- CODE: SLG - Self-Leveling Glide
- CODE: COT - Oval table top
- CODE: CBT - Boat table top
- CODE: CAT - Almost Rectangle Table Top

Note: When ordering modesty panel, table and panel must have 3MM edge.



SQUARE LEG



BLACK LOCKING CASTERS



FLAT GANGING DEVICE



POLISHED CHROME LEGS



SELF LEVELING GLIDE

## OPTIONAL CONFERENCE TABLE SHAPES



OVAL TOP  
CODE: COT



BOAT TOP  
CODE: CBT



ALMOST RECTANGLE TOP  
CODE: CAT


 48" ALMOST SQUARE CAFÉ TABLE  
 SHOWN WITH OPTIONAL SQUARE LEGS

**MODEL / DESCRIPTION / LIST PRICING**
**POST | CAFÉ | ROUND**

**ROUND**

Model Number	TableTop Size	Number of Legs	Table Height	Shpg. Wght	LAMINATE TOP ASSORTED EDGES							VENEER TOP	
					GRP1	GRP2	GRP3	GRP4	GRP5	GRP6	GRP7	GRP8	GRP9
PT24D	24"Dia.	4	29"	32	\$724	\$736	\$755	\$822	\$956	\$1070	\$1207	\$1722	\$1987
PT30D	30"Dia.	4	29"	43	\$922	\$936	\$965	\$1054	\$1234	\$1383	\$1564	\$2205	\$2530
PT36D	36"Dia.	4	29"	53	\$989	\$1010	\$1053	\$1162	\$1379	\$1559	\$1780	\$2416	\$2721
PT42D	42"Dia.	4	29"	72	\$1168	\$1199	\$1285	\$1443	\$1759	\$2024	\$2341	\$2973	\$3222
PT48D	48"Dia.	4	29"	86	\$1349	\$1384	\$1495	\$1685	\$2069	\$2390	\$2774	\$3467	\$3719
PT54D	54"Dia.	4	29"	101	\$1625	\$1669	\$1811	\$2055	\$2540	\$2945	\$3431	\$4214	\$4471
PT60D	60"Dia.	4	29"	118	\$1762	\$1811	\$1989	\$2270	\$2830	\$3300	\$3861	\$4638	\$4854

**POST | CAFÉ | SQUARE**

**SQUARE**

Model Number	TableTop Size	Number of Legs	Table Height	Shpg. Wght	LAMINATE TOP ASSORTED EDGES							VENEER TOP	
					GRP1	GRP2	GRP3	GRP4	GRP5	GRP6	GRP7	GRP8	GRP9
PT24S	24"Sq.	4	29"	40	\$850	\$861	\$872	\$944	\$1084	\$1201	\$1342	\$1987	\$2332
PT2430S	24x30Sq.	4	29"	49	\$893	\$906	\$929	\$1011	\$1176	\$1312	\$1478	\$2120	\$2451
PT30S	30"Sq.	4	29"	54	\$922	\$936	\$965	\$1054	\$1234	\$1383	\$1564	\$2205	\$2530
PT36S	36"Sq.	4	29"	67	\$989	\$1010	\$1053	\$1162	\$1379	\$1559	\$1780	\$2416	\$2721
PT42S	42"Sq.	4	29"	90	\$1200	\$1227	\$1311	\$1470	\$1788	\$2051	\$2367	\$3033	\$3301
PT48S	48"Sq.	4	29"	107	\$1408	\$1442	\$1548	\$1740	\$2124	\$2443	\$2826	\$3095	\$3437
PT54S	54"Sq.	4	29"	126	\$1625	\$1669	\$1811	\$2055	\$2540	\$2945	\$3431	\$4214	\$4471
PT60S	60"Sq.	4	29"	148	\$1762	\$1811	\$1989	\$2270	\$2830	\$3300	\$3861	\$4638	\$4854

**POST | CAFÉ | ALMOST SQUARE**

**ALMOST SQUARE TOP**

Model Number	TableTop Size	Number of Legs	Table Height	Shpg. Wght	LAMINATE TOP ASSORTED EDGES							VENEER TOP	
					GRP1	GRP2	GRP3	GRP4	GRP5	GRP6	GRP7	GRP8	GRP9
PT48AS	48" x 48"	4	29"	107	NA	\$1822	\$2011	\$2303	NA	\$3371	\$3953	\$4024	\$4274
PT54AS	54" x 54"	4	29"	126	NA	\$2039	\$2267	\$2606	NA	\$3852	\$4531	\$5301	\$5451
PT60AS	60" x 60"	4	29"	148	NA	\$2240	\$2514	\$2907	NA	\$4348	\$5132	\$5897	\$5986

**OPTIONS**

Add upcharge to list price and code to model number

CAS3	3" Locking Casters - Black	\$34	ea.
GD3	Flat Ganging Device for Café & Training Tables	\$137	per pair
STH	Special Table Height (other than 29")	\$66	per leg

SL	Square Leg/Column	\$141	per leg
PC	Polished Chrome (round leg only)	\$90	per leg
RAD	3" Radius Corners for 3MM Edge	\$262	per table
SLG	Self-Leveling Glide	\$11	per glide




 30X60" RECTANGLE TRAINING TABLE  
 SHOWN WITH OPTIONAL CASTERS  
 AND SQUARE LEGS

**MODEL / DESCRIPTION / LIST PRICING**
**POST | TRAINING | RECTANGLE**


RECTANGLE

Model Number	TableTop Size	Number of Legs	Table Height	Shpg. Wght	LAMINATE TOP ASSORTED EDGES								VENEER TOP	
					GRP1	GRP2	GRP3	GRP4	GRP5	GRP6	GRP7	GRP8	GRP9	
PT2448	24X48	4	29"	70	\$1009	\$1027	\$1066	\$1172	\$1383	\$1559	\$1773	\$2444	\$2772	
PT2460	24X60	4	29"	79	\$1055	\$1076	\$1124	\$1243	\$1480	\$1678	\$1915	\$2583	\$2898	
PT2472	24X72	4	29"	88	\$1187	\$1210	\$1263	\$1396	\$1659	\$1876	\$2137	\$2903	\$3265	
PT2484	24X84	4	29"	97	\$1366	\$1394	\$1462	\$1619	\$1932	\$2196	\$2511	\$3365	\$3756	
PT2496	24X96	4	29"	106	\$1671	\$1702	\$1777	\$1948	\$2289	\$2574	\$2913	\$3799	\$4199	
PT3048	30X48	4	29"	79	\$1029	\$1052	\$1105	\$1225	\$1463	\$1664	\$1904	\$2540	\$2832	
PT3060	30X60	4	29"	118	\$1084	\$1109	\$1175	\$1310	\$1581	\$1805	\$2077	\$2712	\$2985	
PT3072	30X72	4	29"	147	\$1287	\$1314	\$1380	\$1532	\$1831	\$2081	\$2381	\$3178	\$3540	
PT3084	30X84	4	29"	113	\$1479	\$1510	\$1597	\$1779	\$2137	\$2439	\$2798	\$3682	\$4071	
PT3096	30X96	4	29"	158	\$1763	\$1799	\$1897	\$2094	\$2485	\$2810	\$3205	\$4087	\$4457	
PT3660	36X60	4	29"	131	\$1244	\$1272	\$1349	\$1503	\$1811	\$2070	\$2381	\$3111	\$3425	
PT3672	36X72	4	29"	163	\$1310	\$1341	\$1431	\$1603	\$1949	\$2237	\$2582	\$3309	\$3606	
PT3684	36X84	4	29"	129	\$1492	\$1529	\$1641	\$1849	\$2261	\$2606	\$3018	\$3805	\$4105	
PT3696	36X96	4	29"	176	\$1783	\$1826	\$1955	\$2180	\$2631	\$3006	\$3454	\$4241	\$4518	

**OPTIONS**

Add upcharge to list price and code to model number

CAS3	3" Locking Casters - Black	\$34	ea.
GD3	Flat Ganging Device for Café & Training Tables	\$137	per pair
STH	Special Table Height (other than 29")	\$66	per leg

SL	Square Leg/Column	\$141	per leg
PC	Polished Chrome (round leg only)	\$90	per leg
RAD	3" Radius Corners for 3MM Edge	\$262	per table
SLG	Self-Leveling Glide	\$11	per glide



BOOMER TABLE

## MODEL / DESCRIPTION / LIST PRICING

### POST | TRAINING | TILTED SQUARE



TILOED  
SQUARE

Model Number	Table Top Size	Number of Legs	Table Height	Shpg. Wght	LAMINATE TOP EDGES		
					2B	3A	4B
PTTSQ	36" x 52"	4	29"	85	\$1203	\$1414	\$1593

### POST | TRAINING | BOWED TRAPEZOID



BOWED  
TRAPEZOID

Model Number	Table Top Size	Number of Legs	Table Height	Shpg. Wght	LAMINATE TOP EDGES		
					2B	3A	4B
PTTZD	28" x 60"	4	29"	90	\$1219	\$1434	\$1618

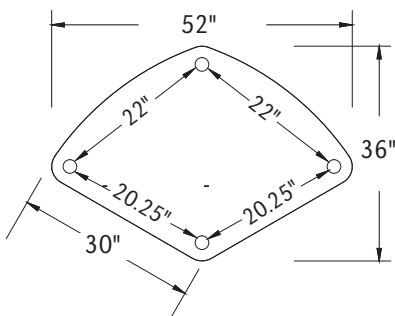
### POST | TRAINING | BOOMER



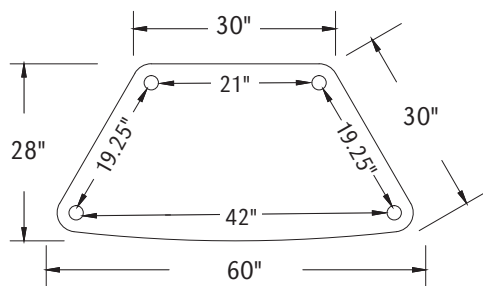
BOOMER

Model Number	Table Top Size	Number of Legs	Table Height	Shpg. Wght	LAMINATE TOP EDGES		
					2B	3A	4B
PTBMR	42" x 66"	5	29"	102	\$1476	\$1726	\$1941

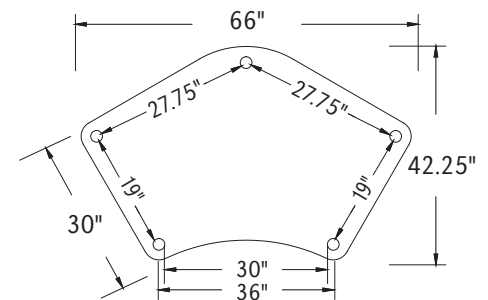
Note: These special shapes are available in 3 edge choices only.



TILOED SQUARE



TRAPEZOID



BOOMER

## OPTIONS

Add upcharge to list price and code to model number

CAS3	3" Locking Casters - Black	\$34	ea.
GD3	Flat Ganging Device for Café & Training Tables	\$137	per pair
STH	Special Table Height (other than 29")	\$66	per leg

SL	Square Leg/Column	\$141	per leg
PC	Polished Chrome (round leg only)	\$90	per leg
SLG	Self-Leveling Glide	\$11	per glide



SQUARE FOLDING TABLE

#### MODEL / DESCRIPTION / LIST PRICING

##### POST | FOLDING | ROUND



ROUND

Model Number	Table Top Size	Number of Legs	Table Height	Shpg. Wght	LAMINATE TOP ASSORTED EDGES							VENEER TOP	
					GRP 1	GRP 2	GRP 3	GRP 4	GRP 5	GRP 6	GRP 7	GRP 8	GRP 9
PF48D	48" Dia.	4	29"	114	\$2472	\$2531	\$2545	\$2681	\$3094	\$3439	\$3853	\$5661	\$6627
PF54D	54" Dia.	4	29"	129	\$2492	\$2556	\$2566	\$2707	\$3133	\$3486	\$3910	\$5719	\$6677
PF60D	60" Dia.	4	29"	147	\$2807	\$2893	\$2972	\$3173	\$3770	\$4267	\$4865	\$6652	\$7524

##### POST | FOLDING | SQUARE



SQUARE

Model Number	Table Top Size	Number of Legs	Table Height	Shpg. Wght	LAMINATE TOP ASSORTED EDGES								VENEER TOP	
					GRP 1	GRP 2	GRP 3	GRP 4	GRP 5	GRP 6	GRP 7	GRP 8	GRP 9	
PF42S	42" Sq.	4	29"	113	\$2305	\$2355	\$2330	\$2441	\$2763	\$3032	\$3354	\$5172	\$6189	
PF48S	48" Sq.	4	29"	130	\$2431	\$2489	\$2491	\$2620	\$3013	\$3339	\$3730	\$5537	\$6519	
PF54S	54" Sq.	4	29"	149	\$2606	\$2674	\$2714	\$2876	\$3363	\$3767	\$4253	\$6053	\$6982	
PF60S	60" Sq.	4	29"	171	\$2837	\$2926	\$3013	\$3217	\$3827	\$4343	\$4958	\$6746	\$7604	

##### POST | FOLDING | RECTANGLE



RECTANGLE

Model Number	Table Top Size	Number of Legs	Table Height	Shpg. Wght	LAMINATE TOP ASSORTED EDGES							VENEER TOP	
					GRP 1	GRP 2	GRP 3	GRP 4	GRP 5	GRP 6	GRP 7	GRP 8	GRP 9
PF3060	30 X 60	4	29"	106	\$2475	\$2536	\$2552	\$2686	\$3104	\$3449	\$3866	\$5673	\$6640
PF3072	30 X 72	4	29"	118	\$2563	\$2628	\$2660	\$2815	\$3278	\$3663	\$4123	\$5929	\$6870
PF3084	30 X 84	4	29"	147	\$2722	\$2805	\$2867	\$3052	\$3604	\$4062	\$4617	\$6409	\$7302
PF3096	30 X 96	4	29"	158	\$2989	\$3072	\$3145	\$3336	\$3908	\$4388	\$4963	\$6754	\$7633
PF3660	36 X 60	4	29"	118	\$2601	\$2671	\$2710	\$2874	\$3356	\$3762	\$4247	\$6047	\$6977
PF3672	36 X 72	4	29"	131	\$2700	\$2781	\$2840	\$3017	\$3556	\$4006	\$4546	\$6340	\$7238
PF3684	36 X 84	4	29"	163	\$2830	\$2919	\$3002	\$3205	\$3815	\$4322	\$4932	\$6721	\$7582
PF3696	36 X 96	4	29"	176	\$3153	\$3250	\$3354	\$3575	\$4240	\$4792	\$5455	\$7241	\$8070

Detail of Folding Mechanism



Note: Folding legs are only available with round column.

#### OPTIONS

Add upcharge to list price and code to model number

CAS3	3" Mobile Casters	\$34	ea.
GD3	Flat Ganging Device for Café & Training Tables	\$137	per pair
STH	Special Table Height (other than 29")	\$66	per leg

PC	Polished Chrome (round leg only)	\$90	per leg
RAD	3" Radius Corners for 3MM Edge	\$262	per table
SLG	Self-Leveling Glide	\$11	per glide

**MODEL / DESCRIPTION / LIST PRICING**
**POST | CONFERENCE | RECTANGLE**


Model Number	TableTop Size	Number of Legs	Table Height	Shpg. Wght	LAMINATETOPASSORTEDEGES								VENEERTOP	
					GRP1	GRP2	GRP3	GRP4	GRP5	GRP6	GRP7	GRP8	GRP9	
PC4272	42X72	4	29"	207	\$2506	\$2649	\$2815	\$3328	\$4549	\$4869	\$5512	\$8319	\$10584	
PC4284	42X84	4	29"	234	\$2678	\$2837	\$3034	\$3611	\$4981	\$5344	\$6065	\$9030	\$11397	
PC4296	42X96	4	29"	262	\$3075	\$3251	\$3480	\$4123	\$5641	\$6041	\$6840	\$9963	\$12441	
PC4872	48X72	4	29"	220	\$2627	\$2781	\$2969	\$3527	\$4850	\$5198	\$5897	\$8813	\$11152	
PC4884	48X84	4	29"	234	\$2975	\$3149	\$3363	\$3993	\$5494	\$5891	\$6681	\$9984	\$12631	
PC4896	48X96	4	29"	280	\$3387	\$3578	\$3824	\$4525	\$6187	\$6624	\$7502	\$10975	\$13739	
PC48108*	48X108	6	29"	310	\$3719	\$3926	\$4198	\$4966	\$6789	\$7270	\$8228	\$12075	\$15136	
PC48120*	48X120	6	29"	340	\$3904	\$4132	\$4435	\$5274	\$7257	\$7780	\$8825	\$12841	\$16015	
PC48144*	48X144	6	29"	380	\$4565	\$4833	\$5182	\$6149	\$8455	\$9063	\$10277	\$15036	\$18808	
PC6096	60X96	4	29"	316	\$3715	\$3939	\$4244	\$5067	\$7015	\$7525	\$8550	\$12326	\$15291	
PC60108*	60X108	6	29"	351	\$4156	\$4410	\$4761	\$5688	\$7893	\$8474	\$9633	\$13880	\$17216	
PC60120*	60X120	6	29"	385	\$4367	\$4643	\$5033	\$6040	\$8431	\$9058	\$10316	\$14757	\$18221	
PC60144*	60X144	6	29"	410	\$5276	\$5604	\$6064	\$7270	\$10129	\$10884	\$12390	\$17834	\$22095	

\* Asterisk after model number indicates 2 piece tops with center seam for tables over 96"

**POST | CONFERENCE | RACETRACK**


Model Number	TableTop Size	Number of Legs	Table Height	Shpg. Wght	LAMINATETOPASSORTEDEGES								VENEERTOP	
					GRP1	GRP2	GRP3	GRP4	GRP5	GRP6	GRP7	GRP8	GRP9	
PC4272RT	42X72	4-3"	29"	207	\$2842	\$3014	\$3242	\$3878	\$5388	\$5786	\$6582	\$9698	\$12164	
PC4284RT	42X84	4-3"	29"	234	\$3011	\$3204	\$3465	\$4162	\$5821	\$6260	\$7135	\$10403	\$12980	
PC4296RT	42X96	4-3"	29"	262	\$3183	\$3391	\$3682	\$4444	\$6256	\$6731	\$7684	\$11114	\$13794	
PC4872RT	48X72	4-3"	29"	220	\$2959	\$3146	\$3395	\$4076	\$5692	\$6116	\$6966	\$10188	\$12734	
PC4884RT	48X84	4-3"	29"	250	\$3308	\$3514	\$3791	\$4545	\$6336	\$6807	\$7750	\$11360	\$14213	
PC4896RT	48X96	4-3"	29"	280	\$3819	\$4054	\$4381	\$5239	\$7281	\$7816	\$8891	\$12763	\$15793	
PC48108RT*	48X108	6-3"	29"	310	\$4119	\$4365	\$4711	\$5627	\$7799	\$8370	\$9512	\$13725	\$17037	
PC48120RT*	48X120	6-3"	29"	340	\$4304	\$4572	\$4951	\$5931	\$8266	\$8882	\$10111	\$14490	\$17915	
PC48144RT*	48X144	6-3"	29"	380	\$4966	\$5270	\$5693	\$6809	\$9464	\$10163	\$11562	\$16686	\$20708	
PC6096RT	60X96	4-3"	29"	316	\$4112	\$4379	\$4760	\$5727	\$8020	\$8625	\$9833	\$13976	\$17187	
PC60108RT*	60X108	6-3"	29"	351	\$4555	\$4849	\$5275	\$6347	\$8902	\$9573	\$10920	\$15533	\$19113	
PC60120RT*	60X120	6-3"	29"	385	\$4702	\$5008	\$5460	\$6590	\$9271	\$9975	\$11386	\$16132	\$19803	
PC60144RT*	60X144	6-3"	29"	410	\$6192	\$6613	\$7242	\$8782	\$12444	\$13405	\$15332	\$21617	\$26447	

\* Asterisk after model number indicates 2 piece tops with center seam for tables over 96"

**OPTIONS**

Add upcharge to list price and code to model number

GD3	Flat Ganging Device for Café & Training Tables	\$137	per pair
COT	Oval table top - add to rectangle top price	add 20%	
CBT	Boat table top - add to rectangle top price	add 25%	
PC	Polished Chrome (round leg only)	\$90	per leg

STH	Special Table Height (other than 29")	\$66	per leg
RAD	Radius Corners for 3MM Edge	\$262	per table
CAT	Almost Rectangle table top	add 25%	
SLG	Self-Leveling Glide	\$11	per glide



POST JR. 30" SQUARE TABLE



POST JR. 30" ROUND TABLE

## ORDERING INFORMATION

- |                 |                               |
|-----------------|-------------------------------|
| 1) Series Name  | 5) Powder Coat Paint Color    |
| 2) Model Number | 6) Laminate Selection and No. |
| 3) Size         | 7) Edge Style Code and Color  |
| 4) Quantity     | 8) Optional Items             |

## BASE SPECIFICATIONS

**Legs:** The Post Jr. leg is made with 2", 14 gauge round steel tubing.

**Plate:** 2" x 4" stamped metal plate

**Glides:** Adjustable steel glides

**Assembly:** Post base is a completely welded one piece base, no tie-rod assembly. The top plate is welded to the vertical column. Base mounts to tabletop with 1/4-20 x 1" machine screws into metal inserts in top; NO WOOD SCREWS ARE USED.

## STANDARD BASE FINISHES

**Metal Legs:** Standard Powder Coat

## TABLE TOP SPECIFICATIONS

### Table Tops

Table top core is CARB Compliant 1.25" particle board. Laminate and phenolic backing are glued with water based adhesives.

## COLOR / EDGE SELECTIONS

### Laminate/Veneer Selections

ERG offers over 1000 standard laminate choices from Nevamar, Wilsonart, Formica and Pionite. Wood veneer is available in transparent stain colors - custom stain matching available for an upcharge.

### Edge Selections

ERG offers a wide variety of table top edge materials including PVC, wood, aluminum and resin/urethane.

Special Edge Note: When ganging or butting tables together, ERG recommends using 3MM flat edge or flat wood edge. Square tables using **T-MOLD** edge will have a 3" radius on all corners.

## OPTIONS

- CODE: CAS3 - 3" Black Locking Casters
- CODE: GD - Flat Ganging Device for Café & Training Tables
- CODE: STH - Special Table Height (other than 20" or 24")
- CODE: SLG - Self-Leveling Glide



BLACK LOCKING CASTERS



POST JR. 36" ROUND TABLE,  
SHOWN WITH 24"H AND ELLIOT JR. CHAIRS



POST JR. 30" SQUARE TABLE, SHOWN  
WITH 20"H AND BENTON JR. CHAIRS

## MODEL / DESCRIPTION / LIST PRICING

### POST | JUNIOR | SQUARE



SQUARE

Model Number	Table Top Size	Number of Legs	Table Height	Shpg. Wght	LAMINATE TOP ASSORTED EDGES			
					GRP1	GRP2	GRP3	GRP4
1357	30"x30"	4	20"	48	\$1001	\$1051	\$1128	\$1593

### POST | JUNIOR | ROUND



ROUND

Model Number	Table Top Size	Number of Legs	Table Height	Shpg. Wght	LAMINATE TOP ASSORTED EDGES			
					GRP 1	GRP 2	GRP 3	GRP 4
1358	30" D	4	20"	40	\$990	\$1040	\$1116	\$1571
1359	36" D	4	24"	50	\$1051	\$1110	\$1277	\$1815

## OPTIONS

Add upcharge to list price and code to model number

CAS3	Black Locking Casters	\$34	ea.
GD3	Flat Ganging Device for Café & Training Tables	\$137	per pair

STH	Special Table Height (other than 20" or 24")	\$66	per leg
SLG	Self-Leveling Glide	\$11	per glide

**SINGLE POWER APPLICATION**



**Ashley Uno**

features:

- 1 AC 15 Amp Power Outlets
- 2 USB 4.2 Amps
- 72" Power Cord

**MODEL**

**Black:** 305126.01.04.06  
**Silver:** 305126.01.01.06  
**White:** 305126.01.VV.06

**LIST PRICE**

\$504



**Ashley Duo**

features:

- 2 AC 15 Amp Power Outlets
- 2 USB 4.2 Amps
- 72" Power Cord

**MODEL**

**Black:** 305051.01.04.06  
**Silver:** 305051.01.01.06  
**White:** 305051.01.VV.06

**LIST PRICE**

\$545



**Ashley Trio**

features:

- 3 AC 15 Amp Power Outlets
- 2 USB 4.2 Amps
- 1 HDMI Port
- 72" Power Cord

**MODEL**

**Black:** 305054.01.04.06/HDMI-KEY-B  
**Silver:** 305054.01.01.06/HDMI-KEY-B  
**White:** 305054.01.VV.06/HDMI-KEY-B

**LIST PRICE**

\$697

Note: As application constraints may vary with each order, ERG must approve all power applications.  
72" power cord length is standard for all Ashley power and data units.

120" power cord available - please specify when ordering.

**MULTIPLE POWER UNIT APPLICATION (DAISY CHAIN)**

**Ashley Smart Box (required for daisy chain)**

features:

- 144" bracket attachment

**MODEL**

400022-1-7

**LIST PRICE**

\$846


**Ashley Uno - Daisy Chain Unit**

features:

- 1 AC 15 Amp Power Outlets
- 2 USB 4.2 Amps
- 12" daisy chain cord

**MODEL**
**Black:** 400080.01.04.01

**Silver:** 400080.01.01.01

**White:** 400080.01.VW.01

**LIST PRICE**

\$496


**Ashley Duo - Daisy Chain Unit**

features:

- 2 AC 15 Amp Power Outlets
- 2 USB 4.2 Amps
- 12" daisy chain cord

**MODEL**
**Black:** 400048.01.04.01

**Silver:** 400048.01.01.01

**White:** 400048.01.VW.01

**LIST PRICE**

\$513


**Ashley Trio - Daisy Chain Unit**

features:

- 3 AC 15 Amp Power Outlets
- 2 USB 4.2 Amps
- 1 HDMI Port
- 12" daisy chain cord

**MODEL**
**Black:** 400051.01.04.01/HDMI-KEY-B

**Silver:** 400051.01.01.01/HDMI-KEY-B

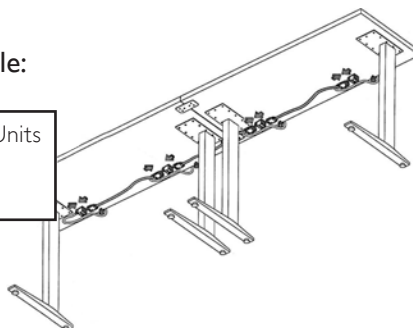
**White:** 400051.01.VW.01/HDMI-KEY-B

**LIST PRICE**

\$722

**Daisy Chain order example:**

- 4 Ashley Uno Daisy Chain Units
- 3 30" Jumpers
- 1 Ashley Smart Box


**JUMPER LENGTHS AVAILABLE BASED ON TABLE SIZE - SEE BELOW**
**12" - 30" TABLES**

	MODEL	LIST PRICE
12" Jumper	400023.1.1	\$129
24" Jumper	400023.1.2	
30" Jumper	400023.1.17	

**36" - 60" TABLES**

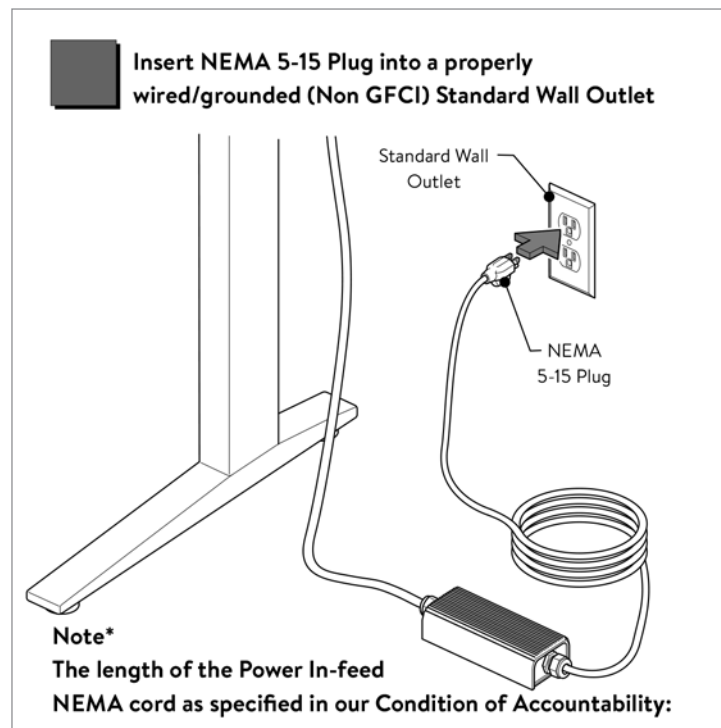
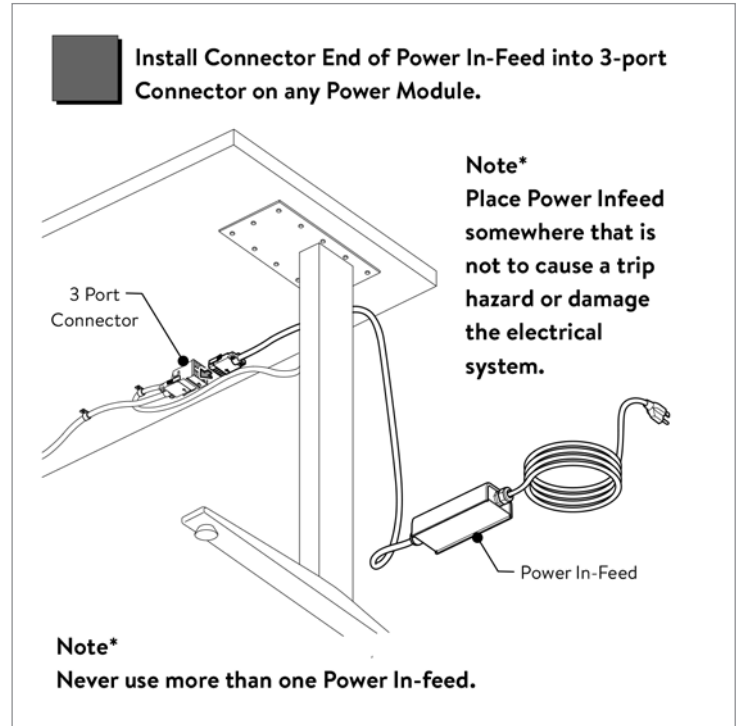
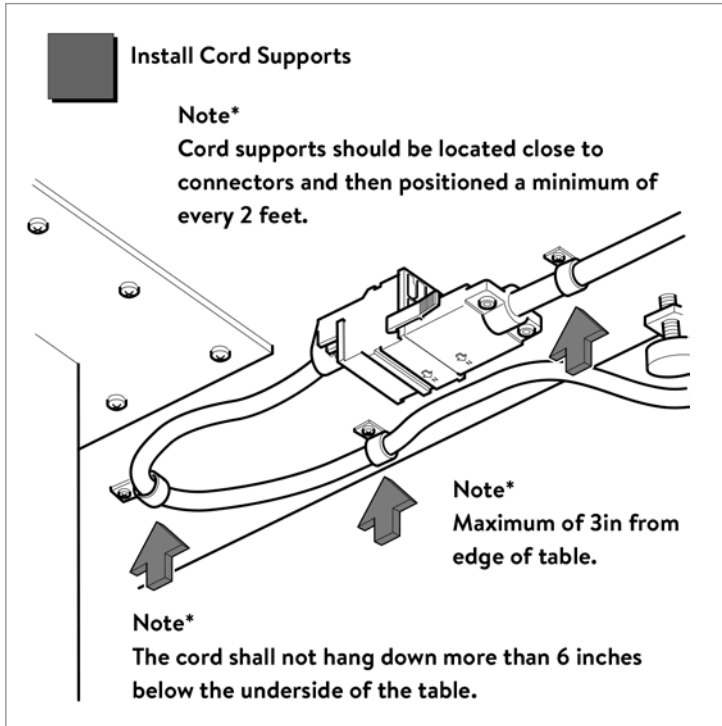
	MODEL	LIST PRICE
36" Jumper	400023.1.18	\$150
48" Jumper	400023.1.4	
60" Jumper	400023.1.6	

**72" - 120" TABLES**

	MODEL	LIST PRICE
72" Jumper	400023.1.10	\$176
96" Jumper	400023.1.21	
120" Jumper	400023.1.28	



**MULTIPLE POWER UNIT APPLICATION**  
**(DAISY CHAIN INSTALLATION EXAMPLE)**





**Axil Z Rectangle (power only)**

includes:

- 2 electrical outlets (12 AMP / 120 VOLT)
- 108" right angle cord
- Metal

**MODEL**

**Fog:** AXZ-2-F-RA108

**White:** AXZ-2-W-RA108

**Black:** AXZ-2-B-RA108

**LIST PRICE**

\$635



**Axil Z Rectangle (power and USB)**

includes:

- 1 power, 1 USB-A, 1 USB-C
- 108" right angle cord
- Metal

**MODEL**

**Fog:** AXZ-1IU-F-RA108

**White:** AXZ-1IU-W-RA108

**Black:** AXZ-1IU-B-RA108

**LIST PRICE**

\$841



**Axil Z Rectangle (power and USB)**

includes:

- 2 power, 1 USB-A, 1 USB-C
- 108" right angle cord
- Metal

**MODEL**

**Black:** AXZ-2IU-F-RA108

**Silver:** AXZ-2IU-W-RA108

**White:** AXZ-2IU-B-RA108

**LIST PRICE**

\$876

**Additional Cord Lengths**

**LIST PRICE**

36" Cord

\$41

144" Cord

\$58

180" Cord

\$75

Note: As application constraints may vary with each order, ERG must approve all power applications.  
Note: If plugging two right angle cords into the same wall outlet, cords will have to be switched to straight plugs.

## Placement and Dimensions

For Axil Z power locations, please provide detailed drawing

**Option Code: TTC - Table Top Cutout**  
**(cutout only, no power unit)**

\$216 list • per cutout, per table

Custom Cutout • call for quote

requires diagram and dimensions for approved placement


**Cove Rectangle (power only)**

- includes:
- 2 electrical outlets (12 AMP / 120 VOLT)
  - 108" 15 AMP single circuit cord
- ETL listed

**MODEL**

**Black:** COV-2-B-I08  
**Silver:** COV-2-S-I08  
**White:** COV-2-GW-I08

**LIST PRICE**

\$675


**Cove Rectangle (power / convenience outlet)**

- includes:
- 2 electrical outlets (12 AMP / 120 VOLT)
  - convenience outlet
  - 108" 15 AMP single circuit cord
- ETL listed

**MODEL**

**Black:** COV-2I-B-I08  
**Silver:** COV-2I-S-I08  
**White:** COV-2I-GW-I08

**LIST PRICE**

\$714


**Cove Rectangle (power and USB)**

- includes:
- 1 electrical outlet (12 AMP / 120 VOLT)
  - 2 USB charging outlets
  - 108" 15 AMP single circuit cord
- ETL listed

**MODEL**

**Black:** COV-1U-B-I08  
**Silver:** COV-1U-S-I08  
**White:** COV-1U-GW-I08

**LIST PRICE**

\$849


**Cove Rectangle (power and USB)**

- includes:
- 2 electrical outlets (12 AMP / 120 VOLT)
  - 2 USB charging outlets
  - 108" 15 AMP single circuit cord
- ETL listed

**MODEL**

**Black:** COV-2U-B-I08  
**Silver:** COV-2U-S-I08  
**White:** COV-2U-GW-I08

**LIST PRICE**

\$876


**Cove Rectangle (power, USB and conv. outlets)**

- includes:
- 2 electrical outlets (12 AMP / 120 VOLT)
  - 2 USB charging outlets
  - 2 convenience outlets
  - 108" 15 AMP single circuit cord
- ETL listed

**MODEL**

**Black:** COV-22U-B-I08  
**Silver:** COV-22U-S-I08  
**White:** COV-22U-GW-I08

**LIST PRICE**

\$1106

**Additional Cord Lengths**

36" Cord  
 144" Cord  
 180" Cord

**LIST PRICE**

\$41  
 \$58  
 \$75

Note: As application constraints may vary with each order, ERG must approve all power applications.

## Placement and Dimensions

For Cove power locations, please provide detailed drawing

**Cove dimensions:**

COV-2 / COV-1U: 5.0" x 2.5"  
 COV-2I / COV-2U: 5.75" x 2.5"  
 COV-22U: 7.75" x 2.5"

**Option Code: TTC - Table Top Cutout  
 (cutout only, no power unit)**

\$216 list • per cutout, per table  
 Custom Cutout • call for quote

requires diagram and dimensions for approved placement


**Cove Rectangle (power, USB and conv. outlet)**

- includes:
- 3 electrical outlets (12 AMP / 120 VOLT)
  - 2 USB charging outlets
  - 1 convenience outlet
  - 108" 15 AMP single circuit cord
- ETL listed

**MODEL LIST PRICE**

**Black:** COV-3IU-B-108  
**Silver:** COV-3IU-S-108  
**White:** COV-3IU-GW-108

\$1060


**Cove Rectangle (power, USB and RJ45)**

- includes:
- 2 electrical outlets (12 AMP / 120 VOLT)
  - 2 USB charging outlets
  - 1 RJ45 cat 6 data jack
  - 108" 15 AMP single circuit cord
- ETL listed

**MODEL LIST PRICE**

**Black:** COV-RJ-2U-B-108  
**Silver:** COV-RJ-2U-S-108  
**White:** COV-RJ-2U-GW-108

\$832


**Cove Round (power only)**

- includes:
- 2 electrical outlets (12 AMP / 120 VOLT)
  - 108" 15 AMP single circuit cord
- ETL listed

**MODEL LIST PRICE**

**Black:** COV-R-2-B-108  
**Silver:** COV-R-2-S-108  
**White:** COV-R-2-GW-108

\$551


**Cove Round (power and USB)**

- includes:
- 1 electrical outlet (12 AMP / 120 VOLT)
  - 2 USB charging outlets
  - 108" 15 AMP single circuit cord
- ETL listed

**MODEL LIST PRICE**

**Black:** COV-R-1U-B-108  
**Silver:** COV-R-1U-S-108  
**White:** COV-R-1U-GW-108

\$781


**Cove Round (power and USB)**

- includes:
- 2 electrical outlets (12 AMP / 120 VOLT)
  - 2 USB charging outlets
  - 108" 15 AMP single circuit cord
- ETL listed

**MODEL LIST PRICE**

**Black:** COV-R-2U-B-108  
**Silver:** COV-R-2U-S-108  
**White:** COV-R-2U-GW-108

\$786

**Additional Cord Lengths**
**LIST PRICE**

36" Cord	\$41
144" Cord	\$58
180" Cord	\$75

Note: As application constraints may vary with each order, ERG must approve all power applications.

## Placement and Dimensions

For Cove power locations, please provide detailed drawing

**Cove dimensions:**

COV3IU: 7.75" x 2.5"

COVRJ: 7.25" x 2.5"

**Cove Round dimensions:**

COV-R-2 / COV-R-1U: 5.25" diameter

COV-R-2U: 6" diameter

**Option Code: TTC - Table Top Cutout  
 (cutout only, no power unit)**

\$216 list • per cutout, per table

Custom Cutout • call for quote

requires diagram and dimensions for approved placement



**Cove Mini - Round (power only)**

includes:

- 2 electrical outlets (12 AMP / 120 VOLT)
  - 108" 15 AMP single circuit cord
- ETL listed

**MODEL**

**Black:** COV-SM-R-2-B-I08  
**Silver:** COV-SM-R-2-S-I08  
**White:** COV-SM-R-2-GW-I08

**LIST PRICE**

\$460



**Cove Mini - Round (power and USB)**

includes:

- 1 electrical outlet (12 AMP / 120 VOLT)
  - 2 USB charging outlets
  - 108" 15 AMP single circuit cord
- ETL listed

**MODEL**

**Black:** COV-SM-R-IU-B-I08  
**Silver:** COV-SM-R-IU-S-I08  
**White:** COV-SM-R-IU-GW-I08

**LIST PRICE**

\$651



**Cove Mini - Rectangle (power only)**

includes:

- 2 electrical outlets (12 AMP / 120 VOLT)
  - 108" 15 AMP single circuit cord
- ETL listed

**MODEL**

**Black:** COV-SM-2-B-I08  
**Silver:** COV-SM-2-S-I08  
**White:** COV-SM-2-GW-I08

**LIST PRICE**

\$384



**Cove Mini - Rectangle (power and USB)**

includes:

- 1 electrical outlet (12 AMP / 120 VOLT)
  - 2 USB charging outlets
  - 108" 15 AMP single circuit cord
- ETL listed

**MODEL**

**Black:** COV-SM-IU-B-I08  
**Silver:** COV-SM-IU-S-I08  
**White:** COV-SM-IU-GW-I08

**LIST PRICE**

\$574

**Additional Cord Lengths**

**LIST PRICE**

36" Cord	\$41
144" Cord	\$58
180" Cord	\$75

Note: As application constraints may vary with each order, ERG must approve all power applications.

## Placement and Dimensions

For Cove power locations, please provide detailed drawing

Cove Mini dimensions:

COV-SM-R-2 / COV-SM-R-IU: 4" diameter

COV-SM-2 / COV-SM-IU: 3.75" x 2.25"

**Option Code: TTC - Table Top Cutout**  
**(cutout only, no power unit)**

\$216 list • per cutout, per table

Custom Cutout • call for quote

requires diagram and dimensions for approved placement


**Dean Z Rectangle (power only)**

includes:

- 2 power
- 108" right angle cord
- Plastic

**MODEL**
**Fog:** DEZ-2-F-RA108  
**White:** DEZ-2-W-RA108  
**Black:** DEZ-2-B-RA108

**LIST PRICE**

\$607


**Dean Z Rectangle (power and USB)**

includes:

- 1 power, 1 USB-A, 1 USB-C
- 108" right angle cord
- Plastic

**MODEL**
**Fog:** DEZ-1IU-F-RA108  
**White:** DEZ-1IU-W-RA108  
**Black:** DEZ-1IU-B-RA108

**LIST PRICE**

\$812


**Dean Z Rectangle (power and USB)**

includes:

- 2 power, 1 USB-A, 1 USB-C
- 108" right angle cord
- Plastic

**MODEL**
**Fog:** DEZ-2IU-F-RA108  
**White:** DEZ-2IU-W-RA108  
**Black:** DEZ-2IU-B-RA108

**LIST PRICE**

\$848


**Dean Z Rectangle (power and USB)**

includes:

- 2 power, 1 USB-A, 1 USB-C, 1 RJ45 CAT 6
- 108" right angle cord
- Plastic

**MODEL**
**Fog:** DEZ-2IU-ID-F-RA108  
**White:** DEZ-2IU-ID-W-RA108  
**Black:** DEZ-2IU-ID-B-RA108

**LIST PRICE**

\$1026


**Dean Z Rectangle (power and USB)**

includes:

- 3 power, 2 USB-A, 1 RJ45 CAT 6
- 108" right angle cord
- Plastic

**MODEL**
**Fog:** DEZ-3IU-ID-F-RA108  
**White:** DEZ-3IU-ID-W-RA108  
**Black:** DEZ-3IU-ID-B-RA108

**LIST PRICE**

\$1062

**Additional Cord Lengths**

 36" Cord  
 144" Cord  
 180" Cord

**LIST PRICE**

 \$41  
 \$58  
 \$75

Note: As application constraints may vary with each order, ERG must approve all power applications.  
 Note: If plugging two right angle cords into the same wall outlet, cords will have to be switched to straight plugs.

## Placement and Dimensions

For Dean Z power locations, please provide detailed drawing

**Option Code: TTC - Table Top Cutout**  
**(cutout only, no power unit)**

\$216 list • per cutout, per table

Custom Cutout • call for quote

requires diagram and dimensions for approved placement





#### Villa (power only)

includes:

- 2 electrical outlets (15 AMP / 125 VOLT)
  - 2 knockouts for RJ45 cat 6 data
  - 1 convenience receptacle
  - 72" 15 AMP single circuit cord
  - 4 cable clamps
- UL/ETL listed

#### MODEL

##### Black Finish

VIL-C-DKO-B-72 (power unit)  
VIL-GROM-F-B (flush lid grommet)

#### LIST PRICE

(includes grommet)

\$460

##### Silver Finish

VIL-C-DKO-S-72 (power unit)  
VIL-GROM-F-S (flush lid grommet)

\$460



#### Villa (power and data)

includes:

- 2 electrical outlets (15 AMP / 125 VOLT)
  - 2 RJ45 cat 6 data jacks
  - 1 convenience receptacle
  - 72" 15 AMP single circuit cord
  - 4 cable clamps
- UL/ETL listed

#### MODEL

##### Black Finish

VIL-C-D-B-72 (power unit)  
VIL-GROM-F-B (flush lid grommet)

#### LIST PRICE

(includes grommet)

\$693

##### Silver Finish

VIL-C-D-S-72 (power unit)  
VIL-GROM-F-S (flush lid grommet)

\$693



#### Villa (power, data and A/V)

includes:

- 2 electrical outlets (15 AMP / 125 VOLT)
  - 1 RJ45 cat 6 data jack
  - 1 mini stereo
  - 1 15-pin HD VGA f/f
  - 1 convenience receptacle
  - 72" 15 AMP single circuit cord
  - 4 cable clamps
- UL/ETL listed

#### MODEL

##### Black Finish

VIL-C-V-B-72 (power unit)  
VIL-GROM-F-B (flush lid grommet)

#### LIST PRICE

(includes grommet)

\$775

##### Silver Finish

VIL-C-V-S-72 (power unit)  
VIL-GROM-F-S (flush lid grommet)

\$775



#### Villa (power, data and USB)

includes:

- 2 electrical outlets (15 AMP / 125 VOLT)
  - 2 RJ45 cat 6 data jacks
  - 2 USB charging outlets
  - 1 convenience receptacle
  - 72" 15 AMP single circuit cord
  - 4 cable clamps
- UL/ETL listed

#### MODEL

##### Black Finish

VIL-C-U-D-B-72 (power unit)  
VIL-GROM-F-B (flush lid grommet)

#### LIST PRICE

(includes grommet)

\$904

##### Silver Finish

VIL-C-U-D-S-72 (power unit)  
VIL-GROM-F-S (flush lid grommet)

\$904

#### Additional Cord Lengths

36" Cord  
108" Cord  
144" Cord  
180" Cord

#### LIST PRICE

\$41  
\$41  
\$58  
\$75

Note: As application constraints may vary with each order, ERG must approve all power applications.

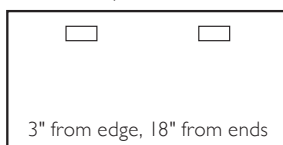
## Placement and Dimensions

Standard placements below, for custom locations, please provide detailed drawing.

single power unit



two power units



#### Villa dimensions:

Grommet:  
3.39" x 5.68"  
Power Unit:  
3.20" x 8.63" x 2.25"

#### Option Code: TTC - Table Top Cutout (cutout only, no power unit)

\$216 list • per cutout, per table  
Custom Cutout • call for quote

requires diagram and dimensions for approved placement

**Note:** When ordering kits, table length must be specified.



**Villa Daisy Link™ Kit (power only)**

- includes:
- 2 electrical outlets (15 AMP / 125 VOLT)
  - 2 data knockouts
  - 1 hardwire, 2 circuit cord (20 AMP)
  - 1 FM cable
  - 1 FF cable
  - 4 cable clamps
- Power Base is UL listed

**MODEL**

**Black Finish**

- VIF-41-DKOB-\_\_\_-K (power unit kit) \$614  
VIF-41-DKOB-\_\_\_-DK (double kit) \$1153

**Silver Finish**

- VIF-41-DKOS-\_\_\_-K (power unit kit) \$614  
VIF-41-DKOS-\_\_\_-DK (double kit) \$1153

**LIST PRICE**

(includes kit & flush lid grommet)



**Villa Daisy Link™ Kit (power and data)**

- includes:
- 2 electrical outlets (15 AMP / 125 VOLT)
  - 2 RJ45 cat 6 data jacks
  - 1 hardwire, 2 circuit cord (20 AMP)
  - 1 FM cable
  - 1 FF cable
  - 4 cable clamps
- Power Base is UL listed

**MODEL**

**Black Finish**


- VIF-4-I-D-B-\_\_\_-K (power unit kit) \$807  
VIF-4-I-D-B-\_\_\_-DK (double kit) \$1342

**Silver Finish**

- VIF-4-I-D-S-\_\_\_-K (power unit kit) \$807  
VIF-4-I-D-S-\_\_\_-DK (double kit) \$1342

**LIST PRICE**

(includes kit & flush lid grommet)



**Villa Daisy Link™ Kit (power and USB)**

- includes:
- 2 electrical outlets (15 AMP / 125 VOLT)
  - 2 USB charging outlets
  - 2 data knockouts
  - 1 FM cable
  - 1 FF cable
  - 4 cable clamps
- Power Base is UL listed

**MODEL**

**Black Finish**

- VIF-4IUDKOB-\_\_\_-K (power unit kit) \$845  
VIF-4IUDKOB-\_\_\_-DK (double kit) \$1614

**Silver Finish**

- VIF-4IUDKOS-\_\_\_-K (power unit kit) \$845  
VIF-4IUDKOS-\_\_\_-DK (double kit) \$1614

**LIST PRICE**

(includes kit & flush lid grommet)



**Villa Daisy Link™ Kit (power, data and USB)**

- includes:
- 2 electrical outlets (15 AMP / 125 VOLT)
  - 2 RJ45 cat 6 data jacks
  - 2 USB charging outlets
  - 1 FM cable
  - 1 FF cable
  - 4 cable clamps
- Power Base is UL listed

**MODEL**

**Black Finish**

- VIF-41-UDB-\_\_\_-K (power unit kit) \$1,035  
VIF-41-UDB-\_\_\_-DK (double kit) \$1652

**Silver Finish**

- VIF-41-UDS-\_\_\_-K (power unit kit) \$1,035  
VIF-41-UDS-\_\_\_-DK (double kit) \$1652

**LIST PRICE**

(includes kit & flush lid grommet)

**Hard Wire Cable 72"**  
hardwire infeed - up to 2 circuits

**MODEL** 42SB2-72  
**LIST PRICE** \$175

**Quick Disconnect Box**  
hardwire solution with corded convenience

**MODEL** 42QD  
**LIST PRICE** \$92

**Note:** As application constraints may vary with each order, ERG must approve all power applications.  
When ordering, table length must be specified. For tables larger than 72", two units are required.

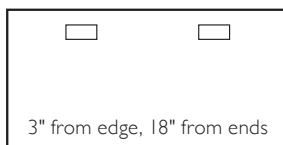
## Placement and Dimensions

Standard placements shown below, for custom locations, please provide detailed drawing.

single power unit



two power units



**Villa dimensions:**

Grommet:  
3.39" x 5.68"  
Power Unit:  
3.20" x 8.63" x 2.25"

**Option Code: TTC - Table Top Cutout**  
(cutout only, no power unit)

\$216 list • per cutout, per table  
Custom Cutout • call for quote  
requires diagram and dimensions for approved placement




**Interact G2 (power only)**

includes:

- 2 electrical outlets (15 AMP / 125 VOLT)
  - 1 convenience receptacle
  - 72" 15 AMP single circuit cord
  - (2) cord pass-throughs
  - (2) RJ45 cat 6 data knockouts
  - (1) telecom cutout (see options below)
- ETL listed

**MODEL**
**Black Textured Finish**  
 ACT-21-B-72

**LIST PRICE**

\$574

**Silver Pearl Finish**  
 ACT-21-S-72

\$574


**Interact G2 (with USB)**

includes:

- 2 electrical outlets (15 AMP / 125 VOLT)
  - 1 convenience receptacle
  - 2 USB charging outlets
  - 72" 15 AMP single circuit cord
  - (2) cord pass-throughs
  - (2) RJ45 cat 6 data knockouts
  - (1) telecom cutout (see options below)
- ETL listed

**MODEL**
**Black Textured Finish**  
 ACT-21U-B-72

**LIST PRICE**

\$807

**Silver Pearl Finish**  
 ACT-21U-S-72

\$807

**Telecom Plate Options**

- RJ11 cat 3 voice + RJ45 cat 6 data
- (2) RJ45 cat 6 data
- (4 ) RJ45 cat 6 data
- USB A/A connector (incl. 72" patch cord)
- (2) USB A/A connectors (incl. 72" patch cord)
- HDMI video
- mini stereo + VGA video

**MODEL**

 A-BL-A-B  
 A-BL-B-B  
 A-BL-B-B-B-B  
 A-BL-I02  
 A-BL-I02-I02  
 A-BL-C45  
 A-BL-C51-L

**LIST PRICE**

 \$154  
 \$202  
 \$393  
 \$106  
 \$202  
 \$236  
 \$232

**Additional Cord Lengths**
**LIST PRICE**

36" Cord	\$41
108" Cord	\$41
144" Cord	\$58
180" Cord	\$75

Note: As application constraints may vary with each order, ERG must approve all power applications.

## Placement and Dimensions

Unit dimensions shown below. For power/data installation locations, please provide detailed drawing.

Unit dimensions:

Interact G2: 4.75" x 8.375"

**Option Code: TTC - Table Top Cutout**  
**(cutout only, no power unit)**

\$216 list • per cutout, per table

Custom Cutout • call for quote

requires diagram and dimensions for approved placement



**Interface G2 (power only)**

includes:

- 4 electrical outlets (15 AMP / 125 VOLT)
  - 1 convenience receptacle
  - 72" 15 AMP single circuit cord
  - (3) telecom cutouts (see options below)
- ETL listed

**MODEL**

**Black Textured Finish**  
INT-4I-B-72

**LIST PRICE**

\$1436

**Silver Pearl Finish**  
INT-4I-S-72

\$1436



**Interface G2 (power and USB)**

includes:

- 4 electrical outlets (15 AMP / 125 VOLT)
  - 2 USB charging outlets
  - 1 convenience receptacle
  - 72" 15 AMP single circuit cord
  - (3) telecom cutouts (see options below)
- ETL listed

**MODEL**

**Black Textured Finish**  
INT-4IU-B-72

**LIST PRICE**

\$1668

**Silver Pearl Finish**  
INT-4IU-S-72

\$1668



**Interface II TT (two sided unit)**

includes:

- 8 electrical outlets (15 AMP / 125 VOLT)
  - 72" 15 AMP single circuit cord
  - (8) telecom cutouts (see options below)
- UL/UCL listed

**MODEL**

**Black Textured Finish**  
INTRFC II TT SC

**LIST PRICE**

\$1793

**Silver Pearl Finish**  
INTRFC II TT CS

\$1793

**Telecom Plate Options**

- RJ11 cat 3 voice + RJ45 cat 6 data
- (2) RJ45 cat 6 data
- (4 ) RJ45 cat 6 data
- USB A/A connector (incl. 72" patch cord)
- (2) USB A/A connectors (incl. 72" patch cord)
- HDMI video
- mini stereo + VGA video

**MODEL**

A-BL-A-B  
A-BL-B-B  
A-BL-B-B-B-B  
A-BL-I02  
A-BL-I02-I02  
A-BL-C45  
A-BL-C51-L

**LIST PRICE**

\$154  
\$202  
\$393  
\$106  
\$202  
\$236  
\$232

**Additional Cord Lengths**

**LIST PRICE**

36" Cord \$41  
108" Cord \$41  
144" Cord \$58  
180" Cord \$75

Note: As application constraints may vary with each order, ERG must approve all power applications.

**Placement and Dimensions**

Unit dimensions shown below. For power/data installation locations, please provide detailed drawing.

Unit dimensions:

Interface G2: 6.0" x 13.625"

Interface II TT: 10.94" x 13.625"

**Option Code: TTC - Table Top Cutout**  
**(cutout only, no power unit)**

\$216 list • per cutout, per table

Custom Cutout • call for quote

requires diagram and dimensions for approved placement


**Oasis Mini A**

includes:

- 6 electrical outlets (15 AMP / 125 VOLT)
  - (2) 108" 15 AMP single circuit cords
  - (2) telecom cutouts (see options below)
- UL listed

**MODEL**
**Black Finish**

OAM-A-PC-B

**LIST PRICE**

\$2670

**Silver Pearl Finish**

OAM-A-PC-S

\$2670


**Oasis Mini B**

includes:

- 4 electrical outlets (15 AMP / 125 VOLT)
  - (2) 108" 15 AMP single circuit cords
  - (3) telecom cutouts (see options below)
- UL listed

**MODEL**
**Black Finish**

OAM-B-PC-B

**LIST PRICE**

\$2670

**Silver Pearl Finish**

OAM-B-PC-S

\$2670


**Oasis Mini U**

includes:

- 6 electrical outlets (15 AMP / 125 VOLT)
  - (2) 108" 15 AMP single circuit cords
  - 2 USB charging outlets
  - (1) telecom cutout (see options below)
- ETL listed

**MODEL**
**Black Finish**

OAM-U-PC-B-108

**LIST PRICE**

\$2944

**Silver Pearl Finish**

OAM-U-PC-S-108

\$2944


**Telecom Plate Options**

- RJ11 cat 3 voice + RJ45 cat 6 data
- (2) RJ45 cat 6 data
- (4) RJ45 cat 6 data
- HDMI video
- mini stereo + VGA video

**MODEL**

A-BL-A-B

**LIST PRICE**

\$154

A-BL-B-B

\$202

A-BL-B-B-B-B

\$393

A-BL-C45

\$236

A-BL-C51-L

\$232

Oasis Mini features a two door aluminum lid that retracts simultaneously into the table when opened

**Outer Pan Options**

- Black Outer Pan
- Silver Outer Pan

**MODEL**

OAM-OP-B

**LIST PRICE**

\$190

OAM-OP-S

\$190

Note: As application constraints may vary with each order, ERG must approve all power applications.  
 108" power cord is standard for all Oasis Mini units.

## Placement and Dimensions

Standard placements shown below, for custom locations, please provide detailed drawing.

Unit dimensions:

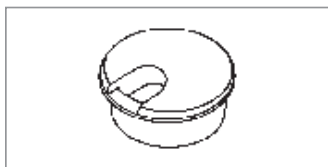
Oasis Mini: 9" x 15"

**Option Code: TTC - Table Top Cutout**  
**(cutout only, no power unit)**

\$216 list • per cutout, per table

Custom Cutout • call for quote

requires diagram and dimensions for approved placement

**TABLE GROMMETS / WIRE MANAGEMENT**

**Round Table Grommet**

- 2 piece unit: cap and liner
- 1.75" inside diameter
- 2" overall diameter

**MODEL**

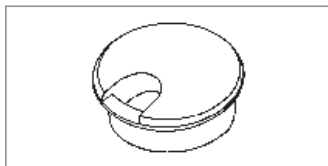
GR01-B Black Finish

**LIST PRICE**

\$73

GR01-S Silver Finish

\$73


**Round Table Grommet**

- 2 piece unit: cap and liner
- 2.5" inside diameter
- 3" overall diameter

**MODEL**

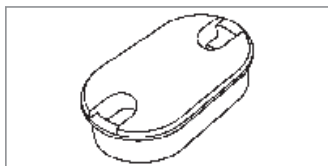
GR02-B Black Finish

**LIST PRICE**

\$90

GR02-S Silver Finish

\$90


**Oval Table Grommet**

- 2 piece unit: cap and liner
- 3.75" x 1.75" inside opening
- 4" x 2" overall

**MODEL**

GR03-B Black Finish

**LIST PRICE**

\$123

GR03-S Silver Finish

\$123


**Access Hole**

- For power/data daisy chain
- Available on laminate and upholstered units
- 1.75" diameter opening
- grommet insert (grommet cap if hole exposed)

**MODEL**
**Laminate**

AH-L

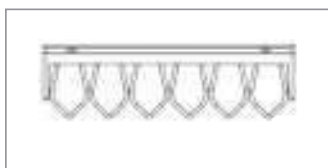
**LIST PRICE**

\$73

**Upholstered**

AH-U

\$73


**6-Loop Wire Management**

- under table cable grips
- six loops to organize wires
- black or silver finish

**MODEL**
**Black Finish**

GRIP6-B

**LIST PRICE**

\$90 (set of 2)

**Silver Finish**

GRIP6-AL

\$90 (set of 2)


**Cable Channel**

- highly effective plastic channel
- field installed with included tape
- 3 lengths available

**MODEL**
**Black Finish**

JCAB2 (2ft.)

JCAB3 (3ft.)

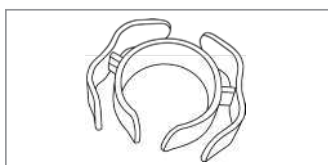
JCAB4 (4ft.)

**LIST PRICE**

\$59

\$89

\$119


**Cable Clip**

- snap on table leg installation
- no hardware required
- easily adjustable and customizable

**MODEL**
**Black Finish**

CBL2

**LIST PRICE**

\$38 (set of 2)

**TABLE LEG WIRE MANAGEMENT**



**Plastic Stick On Snap Sleeve (Rectangular Metal Leg)**

features:

- 24" or 36" snap sleeve wire concealment
- front panel snaps shut with invisible hinge
- textured edges protect against fingerprints

**MODEL**

**Black Matte**

LWM2-04-B (24")

LWM3-04-B (36")

**Gray**

LWM2-04-G (24")

LWM3-04-G (36")

**LIST PRICE**

\$53

\$70

\$53

\$70



**Plastic Stick On Sleeve**

features:

- 22" sleeve
- attaches with adhesive strips
- separate channels for power/data
- available on 2" or 3" diameter columns

**MODEL**

**Black**

LWM-01-B

**Silver**

LWM-01-S

**LIST PRICE**

\$90

\$90



**Aluminum Snap On Sleeve**

features:

- 22" snap on sleeve
- separate channels for power/data
- available on 2" diameter columns only

**MODEL**

**Color Matched Finish**

LWM-02

**LIST PRICE**

\$106



**Modified Top Plate and Column**

features:

- allows power in a center column table
- all wires contained inside the table leg
- grommet at base of column
- available on most models
- please call factory to confirm

**MODEL**

**Color Matched Finish**

MTP (up to 42" D top)

MTP-L (over 42" D top)

**LIST PRICE**

\$454

\$667



**Snake**

features:

- used for stationary or adjustable height
- adjusts up to 51"
- completely hides and protects all wiring
- available in Black or Silver

**MODEL**

**Black:**

SNAKE-BL

**Silver:**

SNAKE-S

**LIST PRICE**

\$228

\$228



## RAVEN TABLE OF CONTENTS

Raven Specifications .....	2
Raven Banquette Options.....	3
Raven Banquette Pricing .....	4
<b>.....</b>	
Raven Modular Options.....	10
Raven Modular Pricing.....	11
<b>.....</b>	
Raven Modular Backless Units.....	18
Raven Modular Individual Arms .....	20
Raven Modular Configurations .....	23
Raven Ottomans.....	25
Raven Benches .....	28
Raven Lounge Options .....	29
Raven Lounge Pricing .....	30
Raven Junior .....	31

**RAVEN**

The Raven collection offers an extensive variety of shapes and designs to fit a multitude of areas. The banquettes come in three different back heights, a choice of wood or metal legs or a plinth base, and a variety of privacy panels. The modular units offers straight or curved seating units, to create fun configurations, that have the flexibility to divide spaces in any open space. Raven also offers ottomans, lounge chairs and is complemented with Cabana tables to adapt to any design you dream up. Designed for higher education and any public space that requires long duration seating with comfort.



BANQUETTE



MODULAR



LOUNGE



OTTOMAN



CHILDREN'S

**ORDERING INFORMATION**

- |                 |                                  |
|-----------------|----------------------------------|
| 1) Series Name  | 4) Fabric Grade & Number         |
| 2) Model Number | 5) Panel Laminate/Edge Selection |
| 3) Quantity     | 6) Optional Items/Colors         |

SOFT SEATING	WEIGHT LIMIT
1 Seat	500 lbs.
2 Seat	1000 lbs.
3 Seat	1500 lbs.


**STANDARD BASE FINISHES**

**Metal Leg:** Standard Powder Coat

**OPTIONAL BASE FINISHES**

**Metal Leg:** Polished Chrome or Standard Wood Stain

**Wood Leg:** Standard Wood Stain



STANDARD BANQUETTE COMES WITH A FLUSH PLINTH BASE ON SIDES FOR GANGING, AND RECESSED FRONT.

**GENERAL SPECIFICATIONS**

**Upholstery / Foam**

Seat and back are covered in choice of fabric, vinyl, crypton, leather or COM. ERG uses only water based glues and adhesives in our upholstery process. All foam is fully bonded to frame. Seat cushions are 4" graded high resiliency (H.R.) block foam with back 3" (H.R.) foam, covered entirely with special bonded polyester fiber to protect final upholstery.

**Frame Construction**

Frame assembly is constructed of multi-ply hardwood, with tongue and groove construction. No sag-springs are installed in seat & back along with interlocking helicoil springs to prevent sagging and provide additional lower back and seat support.

**Base Details**

**Leg:** 2"RD X 3"H round tubular steel legs are standard.

**Metal legs** – Poly Vinyl glides

**Wood legs** – Felt pads

**Casters:** 3" Locking Casters

**Optional Plinth Base (Available only on Banquettes):** The optional base is available in a choice of laminate or unfinished so that you can add your own cover base or carpet (**clean out not available with plinth**)

**Anchoring**

Raven Banquettes are easy to anchor to the floor. Floor mount instructions can be provided by customer service. Hardware for anchoring bench to the floor is not included.

**Note for Edge of privacy panels:**

- Straight panels: available with 3MM PVC or laminate self edge. Select from any of our 3MM PVC edges in solid or wood tone, no custom colors available.
- Curved panels: will only be available with laminate self edge.
- Both straight and curved panels: when combining straights and curved, **ONLY** self edge is available.



*Raven Banquette  
Available in 3 heights  
27", 33" or 42"*

## OPTIONS

- CODE: FR - CAL 133 (TB 133) Fire Retardant
- CODE: MB -Moisture Barrier (up to 60" overall width)
- CODE: MB60 -Moisture Barrier (over 60" overall width)
- CODE: MBB -Moisture Barrier (up to 60" overall width Back-to-Back)
- CODE: MBB60 -Moisture Barrier (over 60" overall width Back-to-Back)
- CODE: LOW - Fully Upholstered Low Back - 27" OA Height
- CODE: WOD - Solid Maple Wood Legs
- CODE: PC - Polished Chrome Legs
- CODE: CAS2 - 2" Locking Casters - Black
- CODE: CAS3 - 3" Locking Casters - Black
- CODE: 2FO - Two Fabric Option
- CODE: GD1 - Ratchet Ganging Device for Soft Seating
- CODE: GD2 - Flat Ganging Device for Soft Seating
- CODE: GBP - Ganging Brackets For Plinth Base
- CODE: CO - Clean Out (overall width up to 60")
- CODE: CO1 - Clean Out (overall width over 60")
- CODE: COB - Clean Out Back-to-Back (overall width up to 60")
- CODE: CO1B - Clean Out Back-to-Back (overall width over 60")
- CODE: FMG - Floor Mount Glide
- CODE: PB - Plinth Base (overall width up to 60")
- CODE: PB60 - Plinth Base (overall width over 60")
- CODE: PBB - Plinth Base Back-to-Back - (overall width up to 60")
- CODE: PBB60 - Plinth Base Back-to-Back - (overall width over 60")
- CODE: UFB - Unfinished Plinth Base
- CODE: RB1 - Recessed Plinth Base (1 Side only)
- CODE: RB2 - Recessed Plinth Base (2 Sides)



POLISHED CHROME LEGS



WOOD LEGS



TWO FABRIC OPTION



CLEANOUT

### PLINTH OPTIONS

The Optional Plinth comes..



FLOOR MOUNT GLIDE



OPTIONAL RECESSED PLINTH BASE  
AVAILABLE, ON ONE OR TWO SIDES.



OPTIONAL STANDARD GANGED  
PLINTH BASE, WITH 1/2" GAP  
BETWEEN BASES



LOW BACK  
27.5"



STANDARD BACK  
33"



HIGH BACK  
42"  
Available on  
Banquette ONLY



HIGH BACK  
48"  
Available on  
Banquette ONLY

**Note: clean out options not available on plinth base units.**




DIMENSIONS	Straight Banquette
Seat Depth:	20"
Seat Height:	18"
Overall Depth:	27"
Overall Width:	48, 60, 72"
Overall Height:	33"
Qty./Wt.:	1 ea./150 lbs.



RAVEN BANQUETTE WITH  
OPTIONAL PLINTH BASE AND  
POWER/DATA UNIT


### MODEL / DESCRIPTION / LIST PRICING



#### 8372 48"W Straight Banquette (4 legs)

COM Yardage: Total: 7 Yds. / Back: 4 Yds. / Seat: 3 Yds.


COM	GR1	GR2	GR3	GR4	GR5	GR6	GR7	GR8	GR9	GR10	LEA
\$2775	\$2985	\$3192	\$3397	\$3608	\$3814	\$4023	\$4230	\$4439	\$4645	\$4854	\$5056



#### 8374 60"W Straight Banquette (4 legs)

COM Yardage: Total: 9 Yds. / Back: 5 Yds. / Seat: 4 Yds.

COM	GR1	GR2	GR3	GR4	GR5	GR6	GR7	GR8	GR9	GR10	LEA
\$3468	\$3729	\$3988	\$4248	\$4506	\$4770	\$5027	\$5288	\$5548	\$5808	\$6068	\$6317



#### 8376 72"W Straight Banquette (6 legs)

COM Yardage: Total: 11 Yds. / Back: 6 Yds. / Seat: 5 Yds.

COM	GR1	GR2	GR3	GR4	GR5	GR6	GR7	GR8	GR9	GR10	LEA
\$4362	\$4671	\$4984	\$5295	\$5608	\$5922	\$6232	\$6545	\$6855	\$7165	\$7479	\$7779

**Note:** Clean out option is only available when units are facing the same direction.

**Note:** clean out options not available on plinth base units.

### OPTIONS

Add upcharge to list price and code to model number

FR	CAL 133 (TB 133) Fire Retardant per yard	\$118	/yd.
MB	Moisture Barrier (up to 60" overall width)	\$164	ea.
MB60	Moisture Barrier (over 60" overall width)	\$262	ea.
LOW	Fully Upholstered Low Back - 27" OA Height	\$124	per unit
WOD	Solid Maple Wood Legs	\$32	ea.
PC	Polished Chrome Legs	\$34	ea.
CAS3	3" Locking Casters - Black	\$34	ea.
2FO	Two Fabric Option	\$131	per unit
GD1	Ratchet Ganging Device for Soft Seating	\$107	per pair
GD2	Flat Ganging Device for Soft Seating	\$107	per pair
GBP	Ganging Bracket for Plinth Base	\$260	per pair

CO	Clean Out (overall width up to 60")	\$327	per unit
CO1	Clean Out (overall width over 60")	\$503	per unit
FMG	Floor Mount Glide	\$29	ea.
PB	Plinth Base (overall width up to 60")	\$247	per unit
PB60	Plinth Base (overall width over 60")	\$418	per unit
UFB	Unfinished Plinth Base (deduct from plinth option)	Deduct \$80	
RB1	Recessed Base, 1 side	\$145	ea.
RB2	Recessed Base, 2 sides	\$287	ea.

DIMENSIONS	Corner Square Seat	Corner Curved Seat	Corner Curved Back Panel
Seat Depth:	21"	21"	21"
Seat Height:	18"	18"	18"
Overall Depth:	28"	28"	28"
Overall Width:	28"	28"	28"
Overall Height:	33"	33"	33"
Qty./Wt.:	1 ea./75 lbs.	1 ea./75 lbs.	1 ea./75 lbs.



CORNER UNIT – SQUARE SEAT



CORNER UNIT – CURVE SEAT



CORNER UNIT – CURVE BACK

### MODEL / DESCRIPTION / LIST PRICING



#### 8386 Corner Unit – **Square Seat** (4 legs)

COM Yardage: Total: 6.5 Yds. / Back: 4.5 Yds. / Seat: 2 Yds.

COM	GR1	GR2	GR3	GR4	GR5	GR6	GR7	GR8	GR9	GR10	LEA
\$2952	\$3157	\$3283	\$3414	\$3550	\$3694	\$3840	\$3995	\$4156	\$4321	\$4493	\$5311



#### 8388 Corner Unit – **Curved Seat** (4 legs)

COM Yardage: Total: 6.5 Yds. / Back: 4.5 Yds. / Seat: 2 Yds.

COM	GR1	GR2	GR3	GR4	GR5	GR6	GR7	GR8	GR9	GR10	LEA
\$3209	\$3425	\$3556	\$3693	\$3834	\$3984	\$4137	\$4297	\$4465	\$4638	\$4819	\$5673



#### 8389 Corner Unit – **Curved Back Panel** (4 legs)

COM Yardage: Total: 6.5 Yds. / Back: 4.5 Yds. / Seat: 2 Yds.

COM	GR1	GR2	GR3	GR4	GR5	GR6	GR7	GR8	GR9	GR10	LEA
\$3506	\$3740	\$3878	\$4028	\$4182	\$4340	\$4504	\$4680	\$4857	\$5043	\$5239	\$6153

**Note:** Clean out option is only available when units are facing the same direction.

### OPTIONS

Add upcharge to list price and code to model number

FR	CAL 133 (TB 133) Fire Retardant per yard	\$118	/yd.
MB	Moisture Barrier (up to 60" overall width)	\$164	ea.
MB60	Moisture Barrier (over 60" overall width)	\$262	ea.
LOW	Fully Upholstered Low Back - 27" OA Height	\$124	
WOD	Solid Maple Wood Legs	\$32	ea.
PC	Polished Chrome Legs	\$34	ea.
CAS3	3" Locking Casters - Black	\$34	ea.

2FO	Two Fabric Option	\$131	
GD1	Ganging Device for Metal/Wood Legs	\$107	
GD2	Flat Ganging Device for Soft Seating	\$107	
CO	Clean Out (overall width up to 50")	\$327	
CO1	Clean Out (overall width over 50")	\$503	

DIMENSIONS	Back-to-Back Banquette
Seat Depth:	20"
Seat Height:	18"
Overall Depth:	51.5"
Overall Width:	48, 60, 72"
Overall Height:	33"
Qty./Wt.:	1 ea./280 lbs.



BACK-TO-BACK BANQUETTE  
WITH OPTIONAL CLEANOUT

#### MODEL / DESCRIPTION / LIST PRICING



#### 8380 48"W Back-to-Back Banquette (6 legs)

COM Yardage: Total: 8 Yds. / Back: 3 Yds. / Seat: 5 Yds.

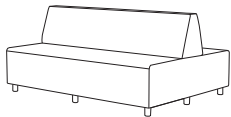
COM	GR1	GR2	GR3	GR4	GR5	GR6	GR7	GR8	GR9	GR10	LEA
\$5273	\$5668	\$6064	\$6456	\$6853	\$7246	\$7642	\$8037	\$8433	\$8826	\$9223	\$9604



#### 8382 60"W Back-to-Back Banquette (6 legs)

COM Yardage: Total: 11 Yds. / Back: 5 Yds. / Seat: 6 Yds.

COM	GR1	GR2	GR3	GR4	GR5	GR6	GR7	GR8	GR9	GR10	LEA
\$6592	\$7086	\$7576	\$8069	\$8567	\$9060	\$9555	\$10047	\$10540	\$11034	\$11526	\$12002



#### 8384 72"W Back-to-Back Banquette (8 legs)


COM Yardage: Total: 13 Yds. / Back: 6 Yds. / Seat: 7 Yds.

COM	GR1	GR2	GR3	GR4	GR5	GR6	GR7	GR8	GR9	GR10	LEA
\$8109	\$8700	\$9294	\$9884	\$10475	\$11072	\$11664	\$12251	\$12846	\$13437	\$14033	\$14601

Note: To order Back to Back banquettes with privacy panel, the order will consist of two single straight units and privacy panel.  
The overall depth of these combined units with panel is 55".  
See page 8 for panel specs.

**Note:** Clean out option is only available when units are facing the same direction.

**Note:** clean out options not available on plinth base units.



#### OPTIONS


Add upcharge to list price and code to model number

FR	CAL 133 (TB 133) Fire Retardant per yard	\$118	/yd.
MBB	Moisture Barrier - up to 60" width (Back-to-Back)	\$327	ea.
MBB60	Moisture Barrier - over 60" width (Back-to-Back)	\$522	ea.
WOD	Solid Maple Wood Legs	\$32	ea.
PC	Polished Chrome Legs	\$34	ea.
CAS3	3" Locking Casters - Black	\$34	ea.
2FO	Two Fabric Option	\$131	per unit
GD1	Ratchet Ganging Device for Soft Seating	\$107	per pair
GD2	Flat Ganging Device for Soft Seating	\$107	per pair
GBP	Ganging Bracket for Plinth Base	\$260	per pair

COB	Clean Out Back-to-Back (overall width up to 60")	\$654	per unit
CO1B	Clean Out Back-to-Back (overall width over 60")	\$1007	per unit
FMG	Floor Mount Glide	\$29	ea.
PBB	Plinth Base Back-To-Back (overall width up to 60")	\$379	per unit
PBB60	Plinth Base Back-To-Back (overall width over 60")	\$575	per unit
UFB	Unfinished Plinth Base (deduct from plinth option)	Deduct \$80	
RB1	Recessed Base, 1 side	\$145	ea.
RB2	Recessed Base, 2 sides	\$287	ea.


DIMENSIONS	Straight Banquette
Seat Depth:	19.5"
Seat Height:	18"
Overall Depth:	27"
Overall Width:	48, 60, 72"
Overall Height:	42"
Qty./Wt.:	1 ea./150 lbs.


 HIGH BACK BANQUETTE  
 48"W X 42"H

**MODEL / DESCRIPTION / LIST PRICING**

**8372HB** 48"W Straight High Back Banquette (4 legs)

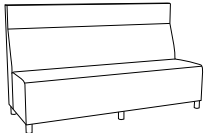
COM Yardage: Total: 7.5 Yds. / Back: 4.5 Yds. / Seat: 3 Yds.

COM	GR1	GR2	GR3	GR4	GR5	GR6	GR7	GR8	GR9	GR10	LEA
\$4224	\$4519	\$4700	\$4888	\$5082	\$5287	\$5499	\$5719	\$5947	\$6186	\$6432	\$7604


**8374HB** 60"W Straight High Back Banquette (4 legs)

COM Yardage: Total: 9.5 Yds. / Back: 5.5 Yds. / Seat: 4 Yds.

COM	GR1	GR2	GR3	GR4	GR5	GR6	GR7	GR8	GR9	GR10	LEA
\$5196	\$5560	\$5782	\$6014	\$6255	\$6503	\$6765	\$7037	\$7316	\$7608	\$7912	\$9354


**8376HB** 72"W Straight High Back Banquette (6 legs)

COM Yardage: Total: 11.5 Yds. / Back: 6.5 Yds. / Seat: 5 Yds.

COM	GR1	GR2	GR3	GR4	GR5	GR6	GR7	GR8	GR9	GR10	LEA
\$6364	\$6799	\$7061	\$7336	\$7622	\$7919	\$8228	\$8548	\$8883	\$9229	\$9593	\$11300

**Note:** Clean out option is only available when units are facing the same direction.

**Note:** clean out options not available on plinth base units.

**OPTIONS**

Add upcharge to list price and code to model number

FR	CAL 133 (TB 133) Fire Retardant per yard	\$118	/yd.
MB	Moisture Barrier (up to 60" overall width)	\$164	ea.
MB60	Moisture Barrier (over 60" overall width)	\$262	ea.
LOW	Fully Upholstered Low Back - 27" OA Height	\$124	per unit
WOD	Solid Maple Wood Legs	\$32	ea.
PC	Polished Chrome Legs	\$34	ea.
CAS3	3" Locking Casters - Black	\$34	ea.
2FO	Two Fabric Option	\$131	per unit
GD1	Ratchet Ganging Device for Soft Seating	\$107	per pair
GD2	Flat Ganging Device for Soft Seating	\$107	per pair
GBP	Ganging Bracket for Plinth Base	\$260	per pair

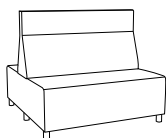
CO	Clean Out (overall width up to 60")	\$327	per unit
CO1	Clean Out (overall width over 60")	\$503	per unit
FMG	Floor Mount Glide	\$29	ea.
PB	Plinth Base (overall width up to 60")	\$247	per unit
PB60	Plinth Base (overall width over 60")	\$418	per unit
UFB	Unfinished Plinth Base (deduct from plinth option)	Deduct \$80	
RB1	Recessed Base, 1 side	\$145	ea.
RB2	Recessed Base, 2 sides	\$287	ea.

DIMENSIONS	Back-to-Back Banquette
Seat Depth:	19.5"
Seat Height:	18"
Overall Depth:	51.5"
Overall Width:	48, 60, 72"
Overall Height:	42"
Qty./Wt.:	1 ea./290 lbs.



HIGH BACK BACK-TO-BACK BANQUETTE  
60"W X 42"H

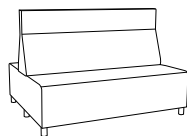
## MODEL / DESCRIPTION / LIST PRICING



### 8380HB 48"W Back-to-Back High Back Banquette (6 legs)

COM Yardage: Total: 9 Yds. / Back: 4 Yds. / Seat: 5 Yds.

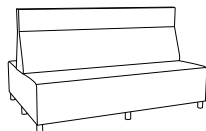
COM	GR1	GR2	GR3	GR4	GR5	GR6	GR7	GR8	GR9	GR10	LEA
\$8025	\$8587	\$8929	\$9289	\$9659	\$10046	\$10448	\$10865	\$11299	\$11752	\$12220	\$14447



### 8382HB 60" W Back-to-Back High Back Banquette (6 legs)

COM Yardage: Total: 12 Yds. / Back: 6 Yds. / Seat: 6 Yds.

COM	GR1	GR2	GR3	GR4	GR5	GR6	GR7	GR8	GR9	GR10	LEA
\$9874	\$10564	\$10986	\$11428	\$11883	\$12359	\$12851	\$13368	\$13902	\$14455	\$15038	\$17772



### 8384HB 72" W Back-to-Back High Back Banquette (8 legs)

COM Yardage: Total: 14 Yds. / Back: 7 Yds. / Seat: 7 Yds.

COM	GR1	GR2	GR3	GR4	GR5	GR6	GR7	GR8	GR9	GR10	LEA
\$11916	\$12736	\$13239	\$13761	\$14301	\$14867	\$15454	\$16063	\$16699	\$17357	\$18042	\$21290

**Note:** Clean out option is only available when units are facing the same direction.

**Note:** clean out options not available on plinth base units.

## OPTIONS

Add upcharge to list price and code to model number

FR	CAL 133 (TB 133) Fire Retardant per yard	\$118	/yd.
MBB	Moisture Barrier - up to 60" width (Back-to-Back)	\$327	ea.
MBB60	Moisture Barrier - over 60" width (Back-to-Back)	\$522	ea.
WOD	Solid Maple Wood Legs	\$32	ea.
PC	Polished Chrome Legs	\$34	ea.
CAS3	3" Locking Casters - Black	\$34	ea.
2FO	Two Fabric Option	\$131	per unit
GD1	Ratchet Ganging Device for Soft Seating	\$107	per pair
GD2	Flat Ganging Device for Soft Seating	\$107	per pair
GBP	Ganging Bracket for Plinth Base	\$260	per pair

COB	Clean Out Back-to-Back (overall width up to 60")	\$654	per unit
CO1B	Clean Out Back-to-Back (overall width over 60")	\$1007	per unit
FMG	Floor Mount Glide	\$29	ea.
PBB	Plinth Base Back-To-Back (overall width up to 60")	\$379	per unit
PBB60	Plinth Base Back-To-Back (overall width over 60")	\$575	per unit
UFB	Unfinished Plinth Base (deduct from plinth option)	Deduct \$80	
RB1	Recessed Base, 1 side	\$145	ea.
RB2	Recessed Base, 2 sides	\$287	ea.

DIMENSIONS	Straight Banquette
Seat Depth:	19.5"
Seat Height:	18"
Overall Depth:	27"
Overall Width:	48, 60, 72"
Overall Height:	48"
Qty./Wt.:	1 ea./155 lbs.



 HIGH BACK BANQUETTE  
 48"W X 48"H

**MODEL / DESCRIPTION / LIST PRICING**

**8371HB 48"W Straight High Back Banquette (4 legs)**

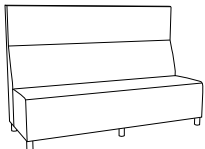
COM Yardage: Total: 8 Yds. / Back: 5 Yds. / Seat: 3 Yds.

COM	GR1	GR2	GR3	GR4	GR5	GR6	GR7	GR8	GR9	GR10	LEA
\$4410	\$4697	\$4871	\$5022	\$5233	\$5433	\$5694	\$5844	\$6018	\$6231	\$6455	\$7846


**8373HB 60"W Straight High Back Banquette (4 legs)**

COM Yardage: Total: 10 Yds. / Back: 6 Yds. / Seat: 4 Yds.

COM	GR1	GR2	GR3	GR4	GR5	GR6	GR7	GR8	GR9	GR10	LEA
\$5328	\$5615	\$5852	\$6090	\$6326	\$6562	\$6948	\$7098	\$7272	\$7609	\$7973	\$9612


**8375HB 72"W Straight High Back Banquette (6 legs)**

COM Yardage: Total: 12.5 Yds. / Back: 7.5 Yds. / Seat: 5 Yds.

COM	GR1	GR2	GR3	GR4	GR5	GR6	GR7	GR8	GR9	GR10	LEA
\$6595	\$6931	\$7168	\$7474	\$7772	\$8009	\$8396	\$8669	\$8969	\$9306	\$9718	\$11729

**Note:** Clean out option is only available when units are facing the same direction.

**Note:** clean out options not available on plinth base units.

**OPTIONS**

Add upcharge to list price and code to model number

FR	CAL 133 (TB 133) Fire Retardant per yard	\$118	/yd.
MB	Moisture Barrier (up to 60" overall width)	\$164	ea.
MB60	Moisture Barrier (over 60" overall width)	\$262	ea.
LOW	Fully Upholstered Low Back - 27" OA Height	\$124	per unit
WOD	Solid Maple Wood Legs	\$32	ea.
PC	Polished Chrome Legs	\$34	ea.
CAS3	3" Locking Casters - Black	\$34	ea.
2FO	Two Fabric Option	\$131	per unit
GD1	Ratchet Ganging Device for Soft Seating	\$107	per pair
GD2	Flat Ganging Device for Soft Seating	\$107	per pair
GBP	Ganging Bracket for Plinth Base	\$260	per pair

CO	Clean Out (overall width up to 60")	\$327	per unit
CO1	Clean Out (overall width over 60")	\$503	per unit
FMG	Floor Mount Glide	\$29	ea.
PB	Plinth Base (overall width up to 60")	\$247	per unit
PB60	Plinth Base (overall width over 60")	\$418	per unit
UFB	Unfinished Plinth Base (deduct from plinth option)	Deduct \$80	
RB1	Recessed Base, 1 side	\$145	ea.
RB2	Recessed Base, 2 sides	\$287	ea.

DIMENSIONS	Back-to-Back Banquette
Seat Depth:	19.5"
Seat Height:	18"
Overall Depth:	51.5"
Overall Width:	48, 60, 72"
Overall Height:	48"
Qty./Wt.:	1 ea./295 lbs.

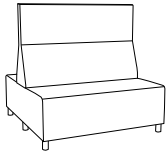


## RAVEN COLLECTION

### 48" HIGH BACK, BACK-TO-BACK BANQUETTES

HIGH BACK BACK-TO-BACK BANQUETTE  
48"W X 48"H

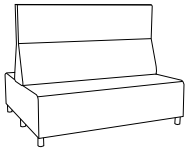
## MODEL / DESCRIPTION / LIST PRICING



### 8381HB 48"W Back-to-Back High Back Banquette (6 legs)

COM Yardage: Total: 9.5 Yds. / Back: 4.5 Yds. / Seat: 5 Yds.

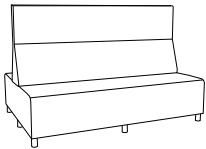
COM	GR1	GR2	GR3	GR4	GR5	GR6	GR7	GR8	GR9	GR10	LEA
\$8244	\$8657	\$9082	\$9355	\$9691	\$10054	\$10440	\$10963	\$11375	\$11961	\$12309	\$14947



### 8383HB 60" W Back-to-Back High Back Banquette (6 legs)

COM Yardage: Total: 12.5 Yds. / Back: 6.5 Yds. / Seat: 6 Yds.

COM	GR1	GR2	GR3	GR4	GR5	GR6	GR7	GR8	GR9	GR10	LEA
\$10147	\$10683	\$11107	\$11506	\$11955	\$12440	\$12989	\$13511	\$14048	\$14635	\$15109	\$17993



### 8387HB 72" W Back-to-Back High Back Banquette (8 legs)

COM Yardage: Total: 15 Yds. / Back: 8 Yds. / Seat: 7 Yds.

COM	GR1	GR2	GR3	GR4	GR5	GR6	GR7	GR8	GR9	GR10	LEA
\$12047	\$12832	\$13293	\$13817	\$14389	\$15001	\$15549	\$16199	\$16734	\$17444	\$18182	\$21442

**Note:** Clean out option is only available when units are facing the same direction.

**Note:** clean out options not available on plinth base units.

## OPTIONS

Add upcharge to list price and code to model number

FR	CAL 133 (TB 133) Fire Retardant per yard	\$118	/yd.
MBB	Moisture Barrier - up to 60" width (Back-to-Back)	\$327	ea.
MBB60	Moisture Barrier - over 60" width (Back-to-Back)	\$522	ea.
WOD	Solid Maple Wood Legs	\$32	ea.
PC	Polished Chrome Legs	\$34	ea.
CAS3	3" Locking Casters - Black	\$34	ea.
2FO	Two Fabric Option	\$131	per unit
GD1	Ratchet Ganging Device for Soft Seating	\$107	per pair
GD2	Flat Ganging Device for Soft Seating	\$107	per pair
GBP	Ganging Bracket for Plinth Base	\$260	per pair

COB	Clean Out Back-to-Back (overall width up to 60")	\$654	per unit
CO1B	Clean Out Back-to-Back (overall width over 60")	\$1007	per unit
FMG	Floor Mount Glide	\$29	ea.
PBB	Plinth Base Back-To-Back (overall width up to 60")	\$379	per unit
PBB60	Plinth Base Back-To-Back (overall width over 60")	\$575	per unit
UFB	Unfinished Plinth Base (deduct from plinth option)	Deduct \$80	
RB1	Recessed Base, 1 side	\$145	ea.
RB2	Recessed Base, 2 sides	\$287	ea.

Raven Modular Back  
Available in 2 heights  
27" and 33"

### OPTIONS

- CODE: FR - CAL 133 (TB 133) Fire Retardant
- CODE: MB - Moisture Barrier (up to 60" overall width)
- CODE: MB60 - Moisture Barrier (over 60" overall width)
- CODE: LOW - Fully Upholstered Low Back - 27" OA Height
- CODE: WOD - Solid Maple Wood Legs
- CODE: WAC - Wood Arm Caps
- CODE: PAC - Poly Arm Caps - Standard Black/Charcoal
- CODE: PC - Polished Chrome Legs
- CODE: CAS3 - 3" Locking Casters - Black
- CODE: CO - Clean Out (overall width up to 50")
- CODE: CO1 - Clean Out (overall width over 50")
- CODE: 2FO - Two Fabric Option
- CODE: GD1 - Ratchet Ganging Device for Soft Seating
- CODE: GD2 - Flat Ganging Device for Soft Seating
- CODE: GD3 - Flat Ganging Device for Café & Training Tables
- CODE: TABFB( ) - Fixed Blade Tablet  
(outside or inside, specify (L/R), shape A, B or C)
- CODE: TABR1( ) - Removable Swivel Tablet  
(laminare shape A, B or C specify left or right arm)
- CODE: TABR2( ) - Removable Swivel Tablet  
(laminare shape A, B or C with opening for tablet on both arms)
- CODE: LAM5 - Non-standard laminate for 5 or less tablets  
see options for upcharge
- CODE: SST - Solid Surface Tablet
- CODE: SS5 - Non-standard Solid Surface top for 5 or less tablets



LOW-BACK



POWER/DATA



TWO FABRICS



LAMINATE TABLET OR  
OPTIONAL SOLID SURFACE



CLEANOUT



3" LOCKING CASTERS



WOOD LEGS



POLISHED CHROME LEGS

Note: Factory installed power/  
data available, see accessories  
online under the 'Products' tab.



### TABLET SHAPES

#### Three Tablet Shapes::

Choose from the three shapes shown and specify; A, B or C and left or right (outside tablet) when ordering.

Example: TABFB-(A) Left - this would be a fixed shape A tablet on the left side (when seated).

#### Laminate Top: Tops are 3/4"

Tablet orders of 5 or less have 4 standard laminate colors:

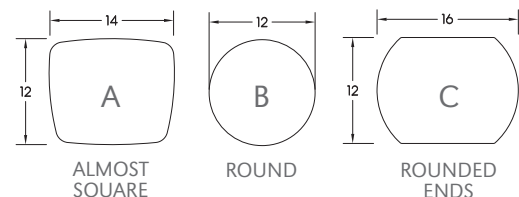
- Wilsonart Black 1595-60
- Wilsonart Montana Walnut 7110K-78
- Formica Brite White 459-58
- Nevamar Silver Alu Metalx MXT003

Edge: 6F Multi-Ply

#### Solid Surface Top:

Tablet orders of 5 or less have 4 standard Corian colors:

- Bone
- Canyon
- Glacier White
- Silver Grey



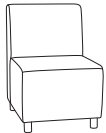


DIMENSIONS	22" Straight Unit	30" Straight Unit	44" Straight Unit
Seat Depth:	20"	20"	20"
Seat Height:	18"	18"	18"
Overall Depth:	27"	27"	27"
Overall Width:	22"	30"	44"
Overall Height:	33"	33"	33"
Qty./Wt.:	1 ea./44 lbs.	1 ea./44 lbs.	1 ea./44 lbs.



STRAIGHT UNITS - TABLET ARM AND ELECTRICAL OPTIONS

### MODEL / DESCRIPTION / LIST PRICING



#### 8302 22" W Straight Unit (4 legs)



COM Yardage: Total: 4 Yds. / Back: 2 Yds. / Seat: 2 Yds.


COM	GR1	GR2	GR3	GR4	GR5	GR6	GR7	GR8	GR9	GR10	LEA
\$1533	\$1645	\$1755	\$1883	\$1996	\$2120	\$2249	\$2375	\$2502	\$2630	\$2756	\$2941



#### 8304 30" W Straight Unit (4 legs)

COM Yardage: Total: 5.25 Yds. / Back: 2.5 Yds. / Seat: 2.75 Yds.

COM	GR1	GR2	GR3	GR4	GR5	GR6	GR7	GR8	GR9	GR10	LEA
\$1798	\$1932	\$2072	\$2232	\$2375	\$2535	\$2694	\$2853	\$3011	\$3170	\$3362	\$3544



#### 8306 44" W Straight Unit (4 legs)

COM Yardage: Total: 7 Yds. / Back: 4 Yds. / Seat: 3 Yds.

COM	GR1	GR2	GR3	GR4	GR5	GR6	GR7	GR8	GR9	GR10	LEA
\$2544	\$2735	\$2923	\$3113	\$3306	\$3496	\$3686	\$3877	\$4068	\$4256	\$4450	\$4632

**Note:** Clean out option is only available when units are facing the same direction.

### OPTIONS


Add upcharge to list price and code to model number

FR	CAL 133 (TB 133) Fire Retardant per yard	\$118	/yd.
MB	Moisture Barrier (up to 60" overall width)	\$164	ea.
MB60	Moisture Barrier (over 60" overall width)	\$262	ea.
LOW	Fully Upholstered Low Back - 27" OA Height	\$124	
WOD	Solid Maple Wood Legs	\$32	ea.
PC	Polished Chrome Legs	\$34	ea.
CAS3	3" Locking Casters - Black	\$34	ea.
2FO	Two Fabric Option	\$131	per unit
GD1	Ratchet Ganging Device for Soft Seating	\$107	per pair
GD2	Flat Ganging Device for Soft Seating	\$107	per pair

TABFB(-)	Fixed Blade Tablet (outside or inside, specify (L/R), shape A, B or C)	\$593	ea. tablet
LAM5	Non-standard laminate (5 tablets or less)	\$554	ea. tablet
SST	Solid Surface Tablet Arm - add to tablet option	\$271	ea. tablet
SS5	Non-standard Solid Surface (5 tablets or less)	Call For Quote	
CO	Clean Out (overall width up to 50")	\$327	
CO1	Clean Out (overall width over 50")	\$503	


DIMENSIONS	30° Curve Inside	45° Curve Inside	60° Curve Inside
Seat Depth:	20"	20"	20"
Seat Height:	18"	18"	18"
Overall Depth:	29"	30.5"	32.5"
Overall Width:	35"	52"	67"
Overall Height:	33"	33"	33"
Qty./Wt.:	1 ea./64 lbs.	1 ea./84 lbs.	1 ea./115 lbs.


 60° INSIDE CURVE WITH OPTIONAL  
 POWER/DATA UNIT

**MODEL / DESCRIPTION / LIST PRICING**

**8308** Inside 30° Curve Unit (4 legs)

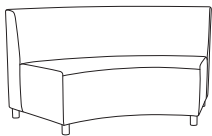
COM Yardage: Total: 5.25 Yds. / Back: 2.75 Yds. / Seat: 2.5 Yds.

COM	GR1	GR2	GR3	GR4	GR5	GR6	GR7	GR8	GR9	GR10	LEA
\$1668	\$1779	\$1892	\$2018	\$2129	\$2253	\$2381	\$2507	\$2636	\$2762	\$2891	\$3075


**8310** Inside 45° Curve Unit (4 legs)

COM Yardage: Total: 6 Yds. / Back: 3 Yds. / Seat: 3 Yds.

COM	GR1	GR2	GR3	GR4	GR5	GR6	GR7	GR8	GR9	GR10	LEA
\$2449	\$2608	\$2770	\$2944	\$3103	\$3276	\$3450	\$3626	\$3800	\$3975	\$4150	\$4332


**8318** Inside 60° Curve Unit (5 legs)

COM Yardage: Total: 9 Yds. / Back: 5 Yds. / Seat: 4 Yds.

COM	GR1	GR2	GR3	GR4	GR5	GR6	GR7	GR8	GR9	GR10	LEA
\$3187	\$3344	\$3502	\$3679	\$3835	\$4012	\$4186	\$4360	\$4535	\$4709	\$4886	\$5069

**Note:** Clean out option is only available when units are facing the same direction.

**OPTIONS**

Add upcharge to list price and code to model number

FR	CAL 133 (TB 133) Fire Retardant per yard	\$118	/yd.
MB	Moisture Barrier (up to 60" overall width)	\$164	ea.
MB60	Moisture Barrier (over 60" overall width)	\$262	ea.
LOW	Fully Upholstered Low Back - 27" OA Height	\$124	
WOD	Solid Maple Wood Legs	\$32	ea.
PC	Polished Chrome Legs	\$34	ea.
CAS3	3" Locking Casters - Black	\$34	ea.
2FO	Two Fabric Option	\$131	per unit
GD1	Ratchet Ganging Device for Soft Seating	\$107	per pair
GD2	Flat Ganging Device for Soft Seating	\$107	per pair

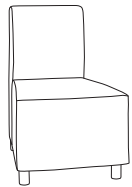
TABFB(-)	Fixed Blade Tablet (outside or inside, specify (L/R), shape A, B or C)	\$593	ea. tablet
LAM5	Non-standard laminate (5 tablets or less)	\$554	ea. tablet
SST	Solid Surface Tablet Arm - add to tablet option	\$271	ea. tablet
SS5	Non-standard Solid Surface (5 tablets or less)	Call For Quote	
CO	Clean Out (overall width up to 50")	\$327	
CO1	Clean Out (overall width over 50")	\$503	

DIMENSIONS	20° Curve Outside	30° Curve Outside	45° Curve Outside	60° Curve Outside
Seat Depth:	20"	20"	20"	20"
Seat Height:	18"	18"	18"	18"
Overall Depth:	27"	29"	30.5"	32.5"
Overall Width:	23"	35"	52"	67"
Overall Height:	33"	33"	33"	33"
Qty./Wt.:	1 ea./44 lbs.	1 ea./64 lbs.	1 ea./85 lbs.	1 ea./110 lbs.



60 DEGREE OUTSIDE CURVE


## MODEL / DESCRIPTION / LIST PRICING



### 8312 Outside 20° Curve Unit (4 legs)

COM Yardage: Total: 4.5 Yds. / Back: 2 Yds. / Seat: 2.5 Yds.


COM	GR1	GR2	GR3	GR4	GR5	GR6	GR7	GR8	GR9	GR10	LEA
\$1742	\$1869	\$1980	\$2107	\$2219	\$2347	\$2471	\$2601	\$2727	\$2854	\$2980	\$3163



### 8314 Outside 30° Curve Unit (4 legs)

COM Yardage: Total: 5 Yds. / Back: 2 Yds. / Seat: 3 Yds.


COM	GR1	GR2	GR3	GR4	GR5	GR6	GR7	GR8	GR9	GR10	LEA
\$1865	\$1990	\$2102	\$2228	\$2339	\$2467	\$2592	\$2721	\$2848	\$2974	\$3103	\$3282



### 8316 Outside 45° Curve Unit (4 legs)

COM Yardage: Total: 7 Yds. / Back: 3 Yds. / Seat: 4 Yds.

COM	GR1	GR2	GR3	GR4	GR5	GR6	GR7	GR8	GR9	GR10	LEA
\$2737	\$2895	\$3057	\$3230	\$3390	\$3563	\$3739	\$3913	\$4087	\$4263	\$4436	\$4618



### 8320 Outside 60° Curve Unit (5 legs)

COM Yardage: Total: 8 Yds. / Back: 3.5 Yds. / Seat: 4.5 Yds.

COM	GR1	GR2	GR3	GR4	GR5	GR6	GR7	GR8	GR9	GR10	LEA
\$3462	\$3637	\$3796	\$3972	\$4130	\$4303	\$4479	\$4653	\$4830	\$5003	\$5178	\$5361

**Note:** Clean out option is only available when units are facing the same direction.

## OPTIONS

Add upcharge to list price and code to model number

FR	CAL 133 (TB 133) Fire Retardant per yard	\$118	/yd.
MB	Moisture Barrier (up to 60" overall width)	\$164	ea.
MB60	Moisture Barrier (over 60" overall width)	\$262	ea.
LOW	Fully Upholstered Low Back - 27" OA Height	\$124	
WOD	Solid Maple Wood Legs	\$32	ea.
PC	Polished Chrome Legs	\$34	ea.
CAS3	3" Locking Casters - Black	\$34	ea.
2FO	Two Fabric Option	\$131	per unit
GD1	Ratchet Ganging Device for Soft Seating	\$107	per pair
GD2	Flat Ganging Device for Soft Seating	\$107	per pair

TABFB(-)	Fixed Blade Tablet (outside or inside, specify (L/R), shape A, B or C)	\$593	ea. tablet
LAM5	Non-standard laminate (5 tablets or less)	\$554	ea. tablet
SST	Solid Surface Tablet Arm - add to tablet option	\$271	ea. tablet
SS5	Non-standard Solid Surface (5 tablets or less)		Call For Quote
CO	Clean Out (overall width up to 50")	\$327	
CO1	Clean Out (overall width over 50")	\$503	

DIMENSIONS	Corner Square Seat	Corner Curved Seat	Corner Curved Back Panel
Seat Depth:	21"	21"	21"
Seat Height:	18"	18"	18"
Overall Depth:	28"	28"	28"
Overall Width:	28"	28"	28"
Overall Height:	33"	33"	33"
Qty./Wt.:	1 ea./75 lbs.	1 ea./75 lbs.	1 ea./75 lbs.



CORNER UNIT - SQUARE SEAT



CORNER UNIT - CURVE SEAT



CORNER UNIT - CURVE BACK

### MODEL / DESCRIPTION / LIST PRICING



#### 8386 Corner Unit - **Square Seat** (4 legs)



COM Yardage: Total: 6.5 Yds. / Back: 4.5 Yds. / Seat: 2 Yds.

COM	GR1	GR2	GR3	GR4	GR5	GR6	GR7	GR8	GR9	GR10	LEA
\$2952	\$3157	\$3283	\$3414	\$3550	\$3694	\$3840	\$3995	\$4156	\$4321	\$4493	\$5311



#### 8388 Corner Unit - **Curved Seat** (4 legs)

COM Yardage: Total: 6.5 Yds. / Back: 4.5 Yds. / Seat: 2 Yds.

COM	GR1	GR2	GR3	GR4	GR5	GR6	GR7	GR8	GR9	GR10	LEA
\$3209	\$3425	\$3556	\$3693	\$3834	\$3984	\$4137	\$4297	\$4465	\$4638	\$4819	\$5673



#### 8389 Corner Unit - **Curved Back Panel** (4 legs)

COM Yardage: Total: 6.5 Yds. / Back: 4.5 Yds. / Seat: 2 Yds.

COM	GR1	GR2	GR3	GR4	GR5	GR6	GR7	GR8	GR9	GR10	LEA
\$3506	\$3740	\$3878	\$4028	\$4182	\$4340	\$4504	\$4680	\$4857	\$5043	\$5239	\$6153

**Note:** Clean out option is only available when units are facing the same direction.

### OPTIONS

Add upcharge to list price and code to model number

FR	CAL 133 (TB 133) Fire Retardant per yard	\$118	/yd.
MB	Moisture Barrier (up to 60" overall width)	\$164	ea.
MB60	Moisture Barrier (over 60" overall width)	\$262	ea.
LOW	Fully Upholstered Low Back - 27" OA Height	\$124	
WOD	Solid Maple Wood Legs	\$32	ea.
PC	Polished Chrome Legs	\$34	ea.
CAS3	3" Locking Casters - Black	\$34	ea.

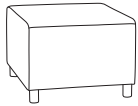
2FO	Two Fabric Option	\$131	
GD1	Ganging Device for Metal/Wood Legs	\$107	
GD2	Flat Ganging Device for Soft Seating	\$107	
CO	Clean Out (overall width up to 50")	\$327	
CO1	Clean Out (overall width over 50")	\$503	

DIMENSIONS	Straight Backless	Bariatric Backless
Seat Depth:	27"	27"
Seat Height:	18"	18"
Overall Depth:	27"	27"
Overall Width:	22", 44"	30"
Overall Height:	18"	18"
Qty./Wt.:	1 ea./40/60 lbs.	1 ea./80 lbs.



SINGLE SEAT BACKLESS WITH  
OPTIONAL TWO FABRIC

### MODEL / DESCRIPTION / LIST PRICING

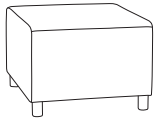


#### 8326 Single Seat Backless Unit 22"



COM Yardage: Total: 2.5 Yds. / Sides: 1.5 Yds. / Top: 1 Yds.

COM	GR1	GR2	GR3	GR4	GR5	GR6	GR7	GR8	GR9	GR10	LEA
\$1341	\$1457	\$1570	\$1701	\$1814	\$1946	\$2078	\$2207	\$2339	\$2469	\$2602	\$2790



#### 8328 Bariatric Backless Unit 30"

COM Yardage: Total: 3 Yds. / Sides: 2 Yds. / Top: 1 Yds.

COM	GR1	GR2	GR3	GR4	GR5	GR6	GR7	GR8	GR9	GR10	LEA
\$1675	\$1870	\$2068	\$2265	\$2461	\$2657	\$2853	\$3046	\$3245	\$3441	\$3636	\$3826



#### 8330 Two Seat Backless Unit 44"

COM Yardage: Total: 4 Yds. / Sides: 2.5 Yds. / Top: 1.5 Yds.

COM	GR1	GR2	GR3	GR4	GR5	GR6	GR7	GR8	GR9	GR10	LEA
\$2422	\$2617	\$2815	\$3011	\$3208	\$3406	\$3599	\$3796	\$3992	\$4189	\$4386	\$4574

### OPTIONS

Add upcharge to list price and code to model number

FR	CAL 133 (TB 133) Fire Retardant per yard	\$118	/yd.
MB	Moisture Barrier (up to 60" overall width)	\$164	ea.
WOD	Solid Maple Wood Legs	\$32	ea.
PC	Polished Chrome Legs	\$34	ea.
CAS3	3" Locking Casters - Black	\$34	ea.
2FO	Two Fabric Option	\$131	per unit
GD1	Ratchet Ganging Device for Soft Seating	\$107	per pair
GD2	Flat Ganging Device for Soft Seating	\$107	per pair

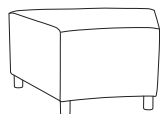
TABFB(-)	Fixed Blade Tablet (outside or inside, specify (L/R), shape A, B or C)	\$593	ea. tablet
LAM5	Non-standard laminate (5 tablets or less)	\$554	ea. tablet
SST	Solid Surface Tablet Arm - add to tablet option	\$271	ea. tablet
SS5	Non-standard Solid Surface (5 tablets or less)	Call For Quote	

DIMENSIONS	20° Curve Backless	30° Curve Backless	45° Curve Backless	60° Curve Backless
Seat Depth:	27"	27"	27"	27"
Seat Height:	18"	18"	18"	18"
Overall Depth:	28"	29"	30.5"	32.5"
Overall Width:	32"	35"	52"	67"
Overall Height:	18"	18"	18"	18"
Qty./Wt.:	1 ea./42 lbs.	1 ea./62 lbs.	1 ea./82 lbs.	1 ea./102 lbs.



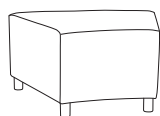
60° CURVE BACKLESS UNIT

## MODEL / DESCRIPTION / LIST PRICING


**8332** 20° Curve Unit (4 legs)

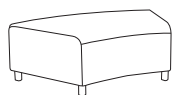
COM Yardage: Total: 2.75 Yds. / Sides: 1.75 Yds. / Top: 1 Yds.

COM	GR1	GR2	GR3	GR4	GR5	GR6	GR7	GR8	GR9	GR10	LEA
\$1502	\$1617	\$1732	\$1865	\$1979	\$2109	\$2240	\$2370	\$2501	\$2633	\$2762	\$2950


**8334** 30° Curve Unit (4 legs)

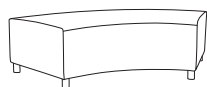
COM Yardage: Total: 3.5 Yds. / Sides: 2 Yds. / Top: 1.5 Yds.

COM	GR1	GR2	GR3	GR4	GR5	GR6	GR7	GR8	GR9	GR10	LEA
\$1614	\$1729	\$1843	\$1973	\$2088	\$2220	\$2352	\$2483	\$2611	\$2744	\$2875	\$3062


**8336** 45° Curve Unit (4 legs)

COM Yardage: Total: 5 Yds. / Sides: 3.25 Yds. / Top: 1.75 Yds.

COM	GR1	GR2	GR3	GR4	GR5	GR6	GR7	GR8	GR9	GR10	LEA
\$2245	\$2358	\$2471	\$2605	\$2718	\$2850	\$2979	\$3110	\$3243	\$3373	\$3504	\$3693


**8338** 60° Curve Unit (5 legs)

COM Yardage: Total: 5.5 Yds. / Sides: 3 Yds. / Top: 2.5 Yds.

COM	GR1	GR2	GR3	GR4	GR5	GR6	GR7	GR8	GR9	GR10	LEA
\$2744	\$2857	\$2972	\$3104	\$3216	\$3348	\$3478	\$3610	\$3741	\$3871	\$4001	\$4190

## OPTIONS

Add upcharge to list price and code to model number

FR	CAL 133 (TB 133) Fire Retardant per yard	\$118	/yd.
MB	Moisture Barrier (up to 60" overall width)	\$164	ea.
WOD	Solid Maple Wood Legs	\$32	ea.
PC	Polished Chrome Legs	\$34	ea.
CAS3	3" Locking Casters - Black	\$34	ea.
2FO	Two Fabric Option	\$131	per unit
GD1	Ratchet Ganging Device for Soft Seating	\$107	per pair
GD2	Flat Ganging Device for Soft Seating	\$107	per pair

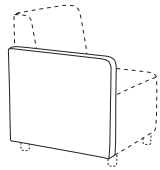
TABFB(-)	Fixed Blade Tablet (outside or inside, specify (L/R), shape A, B or C)	\$593	ea. tablet
LAM5	Non-standard laminate (5 tablets or less)	\$554	ea. tablet
SST	Solid Surface Tablet Arm - add to tablet option	\$271	ea. tablet
SS5	Non-standard Solid Surface (5 tablets or less)	Call For Quote	

DIMENSIONS	R-L Arm	Center Arm
Overall Depth:	27"	19"
Overall Width:	3"	2"
Overall Height:	25"	21"
Qty./Wt.:	1 ea./25 lbs.	1 ea./10 lbs.



SINGLE SEAT WITH ARMS

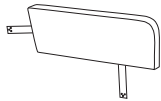
### MODEL / DESCRIPTION / LIST PRICING



#### 8358L/R Left or Right Arm

COM Yardage: 1.5 Yds..

COM	GR1	GR2	GR3	GR4	GR5	GR6	GR7	GR8	GR9	GR10	LEA
\$388	\$463	\$521	\$597	\$651	\$706	\$762	\$820	\$895	\$967	\$1042	\$1212



#### 8358C Center Arm (ARM CAP NOT AVAILABLE)

COM Yardage: .75 Yds..

COM	GR1	GR2	GR3	GR4	GR5	GR6	GR7	GR8	GR9	GR10	LEA
\$377	\$454	\$507	\$581	\$637	\$696	\$753	\$807	\$883	\$957	\$1033	\$1199

**Note:** Tablet options available on full left or right arm only and cannot be used with arm caps.

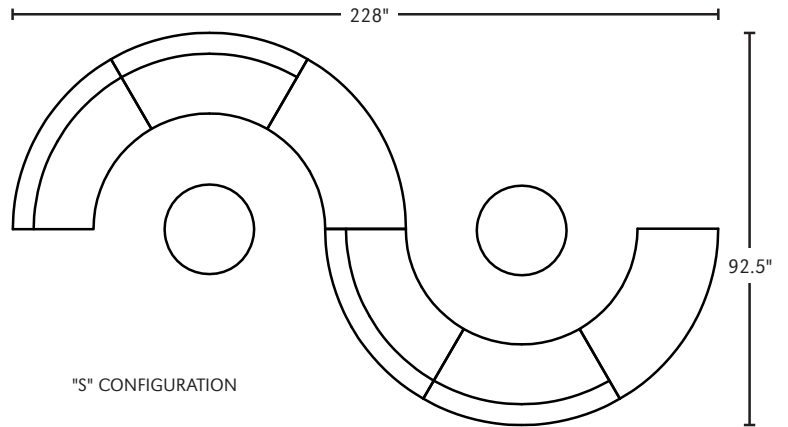
### OPTIONS

Add upcharge to list price and code to model number

FR	CAL 133 (TB 133) Fire Retardant per yard	\$118	/yd.	SST	Solid Surface Tablet Arm - add to tablet option	\$271	ea. tablet
TAB-( )	Swivel Tablet (specify A, B or C, left or right arm)	\$653	ea. tablet	SS5	Non-standard Solid Surface (5 tablets or less)	Call For Quote	
TABR1-( )	Removable Tablet (specify A, B or C, left or right arm)	\$756	ea. tablet	WAC	Single Wood Arm Cap	\$116	
TABR2-( )	Removable Tablet (specify A, B or C both arm openings)	\$893	ea. tablet	PAC	Poly Arm Cap - Standard Black/Charcoal	\$89	ea.
LAM5	Non-standard laminate (5 tablets or less)	\$554	ea. tablet				



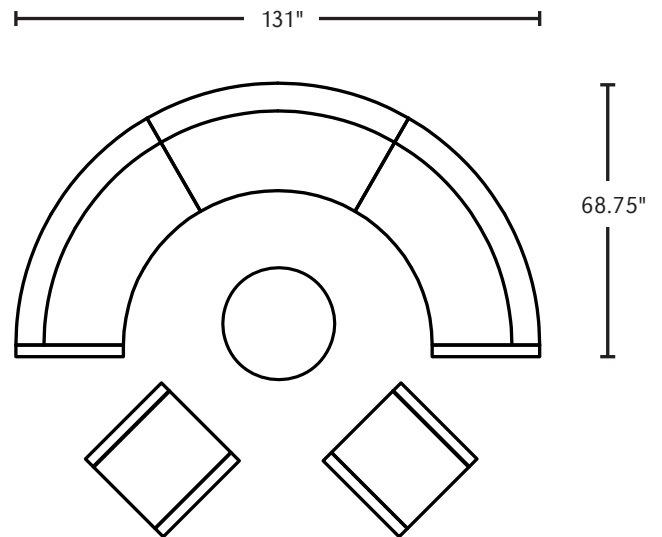
"S" CONFIGURATION: SIX 60° CURVE UNITS, TWO 60° BACKLESS CURVE UNITS WITH CABANA OCCASIONAL TABLES



"S" CONFIGURATION



THREE 60° CURVE UNITS, TWO OUTSIDE ARMS, TWO LOUNGE UNITS AND 36\"/>

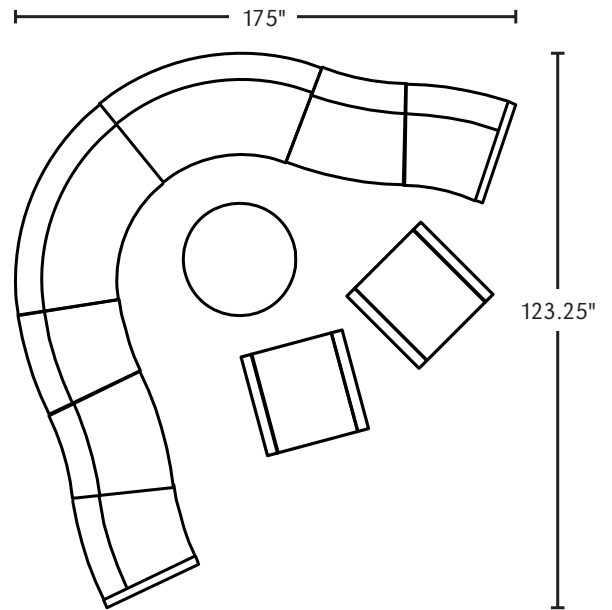


ARC CONFIGURATION



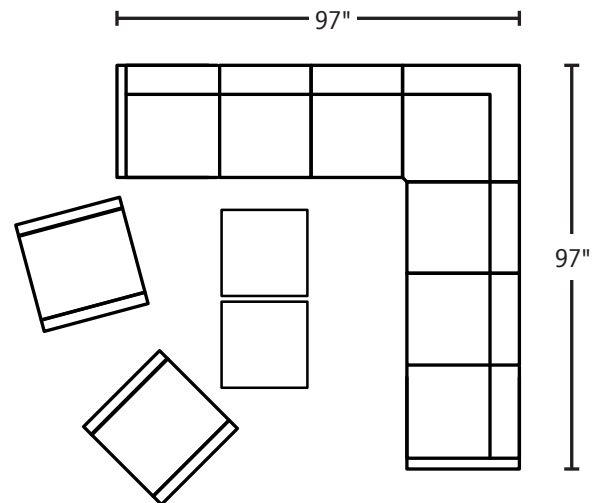


SERPENTINE CONFIGURATION



"L" SHAPE CONFIGURATION

ONE CORNER UNIT, SIX STRAIGHT UNITS,, TWO OUTSIDE ARMS, TWO LOUNGE UNITS AND TWO CABANA OCCASIONAL TABLES FEATURING COVE POWER OPTION



DIMENSIONS	18" Round	24" Round	30" Round	36" Round	42" Round
Overall Depth:	18"	24"	30"	36"	42"
Overall Width:	18"	24"	30"	36"	42"
Overall Height:	16" or 18"	18"	18"	18"	18"
Qty./Wt.:	1 ea./26 lbs.	1 ea./37 lbs.	1 ea./48 lbs.	1 ea./68 lbs.	1 ea./84 lbs.

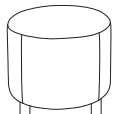


36" ROUND OTTOMAN

**MODEL / DESCRIPTION / LIST PRICING**

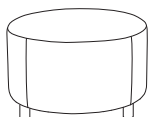
**8341-S** 18" Round Ottoman - 16" height (4 legs) (4 - 2" Casters Needed) COM Yardage: Total: 2.75 Yds. / Sides: 2 Yds. / Top: .75 Yds.

COM	GR1	GR2	GR3	GR4	GR5	GR6	GR7	GR8	GR9	GR10	LEA
\$1250	\$1310	\$1359	\$1420	\$1480	\$1541	\$1615	\$1687	\$1759	\$1857	\$1953	\$2255


**8341** 18" Round Ottoman (4 legs) (4 - 2" Casters Needed)

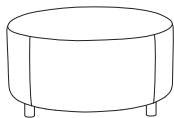
COM Yardage: Total: 2.75 Yds. / Sides: 2 Yds. / Top: .75 Yds.

COM	GR1	GR2	GR3	GR4	GR5	GR6	GR7	GR8	GR9	GR10	LEA
\$1280	\$1341	\$1392	\$1452	\$1513	\$1573	\$1645	\$1718	\$1792	\$1888	\$1985	\$2287


**8339** 24" Round Ottoman (4 legs) (4 Casters Needed)

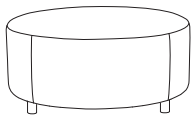
COM Yardage: Total: 2.75 Yds. / Sides: 2 Yds. / Top: .75 Yds.

COM	GR1	GR2	GR3	GR4	GR5	GR6	GR7	GR8	GR9	GR10	LEA
\$1583	\$1780	\$1976	\$2172	\$2368	\$2564	\$2761	\$2957	\$3154	\$3349	\$3546	\$3735


**8340** 30" Round Ottoman (4 legs) (4 Casters Needed)


COM Yardage: Total: 3.5 Yds. / Sides: 2.5 Yds. / Top: 1 Yds.

COM	GR1	GR2	GR3	GR4	GR5	GR6	GR7	GR8	GR9	GR10	LEA
\$2176	\$2373	\$2570	\$2769	\$2963	\$3157	\$3354	\$3550	\$3747	\$3943	\$4138	\$4329


**8342** 36" Round Ottoman (4 legs) (4 Casters Needed)

COM Yardage: Total: 4.25 Yds. / Sides: 2.75 Yds. / Top: 1.25 Yds.

COM	GR1	GR2	GR3	GR4	GR5	GR6	GR7	GR8	GR9	GR10	LEA
\$2617	\$2815	\$3011	\$3208	\$3406	\$3599	\$3796	\$3992	\$4189	\$4386	\$4581	\$4771


**8344** 42" Round Ottoman (6 legs) (6 Casters Needed)

COM Yardage: Total: 4.5 Yds. / Sides: 2.75 Yds. / Top: 1.25 Yds.

COM	GR1	GR2	GR3	GR4	GR5	GR6	GR7	GR8	GR9	GR10	LEA
\$2828	\$3026	\$3223	\$3416	\$3614	\$3811	\$4007	\$4201	\$4400	\$4598	\$4792	\$4979

**OPTIONS**

Add upcharge to list price and code to model number

FR	CAL 133 (TB 133) Fire Retardant per yard	\$118	/yd.
MB	Moisture Barrier (up to 60" overall width)	\$164	ea.
WOD	Solid Maple Wood Legs	\$32	ea.
PC	Polished Chrome Legs	\$34	ea.

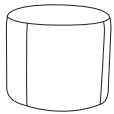
CAS2	2" Locking Casters - Black (18" size Only)	\$28	ea.
CAS3	3" Locking Casters - Black (not available on 18" size)	\$34	ea.
2FO	Two Fabric Option	\$131	

DIMENSIONS	18" Round	24" Round	30" Round	36" Round	42" Round
Overall Depth:	18"	24"	30"	36"	42"
Overall Width:	18"	24"	30"	36"	42"
Overall Height:	16" or 18"	18"	18"	18"	18"
Qty./Wt.:	1 ea./26 lbs.	1 ea./37 lbs.	1 ea./48 lbs.	1 ea./68 lbs.	1 ea./84 lbs.



ROUND OTTOMAN / NO LEGS  
W/ PLASTIC GLIDES

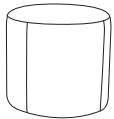
## MODEL / DESCRIPTION / LIST PRICING



### 8341-NLS 18" Round Ottoman - 16" height / No Legs

COM Yardage: Total: 2.75 Yds. / Sides: 2 Yds. / Top: .75 Yds.

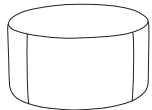
COM	GR1	GR2	GR3	GR4	GR5	GR6	GR7	GR8	GR9	GR10	LEA
\$1191	\$1252	\$1303	\$1363	\$1424	\$1485	\$1557	\$1629	\$1702	\$1799	\$1895	\$2198



### 8341-NL 18" Round Ottoman / No Legs

COM Yardage: Total: 2.75 Yds. / Sides: 2 Yds. / Top: .75 Yds.

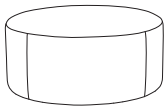
COM	GR1	GR2	GR3	GR4	GR5	GR6	GR7	GR8	GR9	GR10	LEA
\$1196	\$1359	\$1521	\$1685	\$1851	\$2010	\$2174	\$2335	\$2500	\$2663	\$2825	\$2981



### 8339-NL 24" Round Ottoman / No Legs

COM Yardage: Total: 2.75 Yds. / Sides: 2 Yds. / Top: .75 Yds.

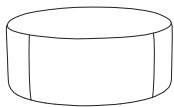
COM	GR1	GR2	GR3	GR4	GR5	GR6	GR7	GR8	GR9	GR10	LEA
\$1468	\$1642	\$1813	\$1987	\$2161	\$2332	\$2504	\$2676	\$2850	\$3023	\$3196	\$3362



### 8340-NL 30" Round Ottoman / No Legs

COM Yardage: Total: 3.5 Yds. / Sides: 2.5 Yds. / Top: 1 Yds.

COM	GR1	GR2	GR3	GR4	GR5	GR6	GR7	GR8	GR9	GR10	LEA
\$1989	\$2163	\$2333	\$2506	\$2683	\$2853	\$3026	\$3197	\$3372	\$3545	\$3715	\$3880



### 8342-NL 36" Round Ottoman / No Legs

COM Yardage: Total: 3.75 Yds. / Sides: 2.5 Yds. / Top: 1.25 Yds.

COM	GR1	GR2	GR3	GR4	GR5	GR6	GR7	GR8	GR9	GR10	LEA
\$2364	\$2536	\$2709	\$2884	\$3054	\$3227	\$3399	\$3573	\$3746	\$3917	\$4089	\$4253



### 8344-NL 42" Round Ottoman / No Legs

COM Yardage: Total: 4.25 Yds. / Sides: 2.75 Yds. / Top: 1.5 Yds.

COM	GR1	GR2	GR3	GR4	GR5	GR6	GR7	GR8	GR9	GR10	LEA
\$2564	\$2737	\$2910	\$3084	\$3256	\$3431	\$3602	\$3773	\$3946	\$4119	\$4292	\$4457

## OPTIONS

Add upcharge to list price and code to model number

FR	CAL 133 (TB 133) Fire Retardant per yard	\$118	/yd.
MB	Moisture Barrier (up to 60" overall width)	\$164	ea.

2FO	Two Fabric Option	\$131	
-----	-------------------	-------	--

DIMENSIONS	27" Square	36" Square	42" Square
Overall Depth:	27"	36"	42"
Overall Width:	27"	36"	42"
Overall Height:	18"	18"	18"
Qty./Wt.:	1 ea./50 lbs.	1 ea./58 lbs.	1 ea./78 lbs.

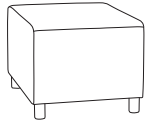


27" SQUARE WITH CASTERS  
AND FIXED TABLET ARMS



36" SQUARE OTTOMAN

### MODEL / DESCRIPTION / LIST PRICING

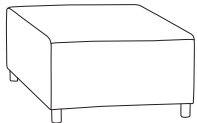


#### 8346 27" Square Ottoman



COM Yardage: Total: 3 Yds. / Sides: 2 Yds. / Top: 1 Yds.

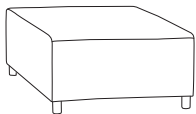
COM	GR1	GR2	GR3	GR4	GR5	GR6	GR7	GR8	GR9	GR10	LEA
\$1496	\$1681	\$1868	\$2050	\$2236	\$2423	\$2609	\$2793	\$2979	\$3163	\$3348	\$3526



#### 8348 36" Square Ottoman

COM Yardage: Total: 3.75 Yds. / Sides: 2.5 Yds. / Top: 1.25 Yds.

COM	GR1	GR2	GR3	GR4	GR5	GR6	GR7	GR8	GR9	GR10	LEA
\$2424	\$2623	\$2819	\$3015	\$3210	\$3408	\$3605	\$3799	\$3995	\$4191	\$4389	\$4577



#### 8350 42" Square Ottoman

COM Yardage: Total: 4.25 Yds. / Sides: 2.75 Yds. / Top: 1.5 Yds.

COM	GR1	GR2	GR3	GR4	GR5	GR6	GR7	GR8	GR9	GR10	LEA
\$2833	\$3030	\$3225	\$3421	\$3616	\$3814	\$4012	\$4207	\$4404	\$4600	\$4795	\$4983

### OPTIONS

Add upcharge to list price and code to model number

FR	CAL 133 (TB 133) Fire Retardant per yard	\$118	/yd.
MB	Moisture Barrier (up to 60" overall width)	\$164	ea.
WOD	Solid Maple Wood Legs	\$32	ea.
PC	Polished Chrome Legs	\$34	ea.
CAS3	3" Locking Casters	\$34	ea.
2FO	Two Fabric Option	\$131	per unit
GD1	Ratchet Ganging Device for Soft Seating	\$107	per pair
GD2	Flat Ganging Device for Soft Seating	\$107	per pair

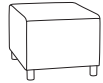
TABFB(-)	Fixed Blade Tablet (outside or inside, specify (L/R), shape A, B or C)	\$593	ea. tablet
LAM5	Non-standard laminate (5 tablets or less)	\$554	ea. tablet
SST	Solid Surface Tablet Arm - add to tablet option	\$271	ea. tablet
SS5	Non-standard Solid Surface (5 tablets or less)	Call For Quote	

DIMENSIONS	Straight Benches
Overall Depth:	20"
Overall Width:	22, 44, 66"
Overall Height:	18"
Qty./Wt.:	1 ea./45/60/78 lbs.



THREE SEAT STRAIGHT BENCH

## MODEL / DESCRIPTION / LIST PRICING



### 8352 Single Seat Straight Bench

COM Yardage: Total: 2.25 Yds. / Sides: 1.5 Yds. / Top: .75 Yds.

COM	GR1	GR2	GR3	GR4	GR5	GR6	GR7	GR8	GR9	GR10	LEA
\$1253	\$1362	\$1469	\$1591	\$1701	\$1824	\$1947	\$2070	\$2193	\$2318	\$2441	\$2617



### 8354 Two Seat Straight Bench

COM Yardage: Total: 3.25 Yds. / Sides: 1.75 Yds. / Top: 1.5 Yds.

COM	GR1	GR2	GR3	GR4	GR5	GR6	GR7	GR8	GR9	GR10	LEA
\$2328	\$2524	\$2721	\$2915	\$3111	\$3309	\$3505	\$3700	\$3896	\$4096	\$4291	\$4477



### 8356 Three Seat Straight Bench

COM Yardage: Total: 4.5 Yds. / Sides: 2.5 Yds. / Top: 2 Yds.

COM	GR1	GR2	GR3	GR4	GR5	GR6	GR7	GR8	GR9	GR10	LEA
\$2736	\$2933	\$3129	\$3326	\$3521	\$3717	\$3914	\$4111	\$4308	\$4501	\$4699	\$4888

## OPTIONS

Add upcharge to list price and code to model number

FR	CAL 133 (TB 133) Fire Retardant per yard	\$118	/yd.
MB	Moisture Barrier (up to 60" overall width)	\$164	ea.
MB60	Moisture Barrier (over 60" overall width)	\$262	ea.
WOD	Solid Maple Wood Legs	\$32	ea.
PC	Polished Chrome Legs	\$34	ea.
CAS3	3" Locking Casters - Black	\$34	ea.
2FO	Two Fabric Option	\$131	per unit
GD1	Ratchet Ganging Device for Soft Seating	\$107	per pair
GD2	Flat Ganging Device for Soft Seating	\$107	per pair

TABFB( )	Fixed Blade Tablet (outside or inside, specify (L/R), shape A, B or C)	\$593	ea. tablet
LAM5	Non-standard laminate (5 tablets or less)	\$554	ea. tablet
SST	Solid Surface Tablet Arm - add to tablet option	\$271	ea. tablet
SS5	Non-standard Solid Surface (5 tablets or less)	Call For Quote	

## OPTIONS

- CODE: FR - CAL 133 (TB 133) Fire Retardant
- CODE: MB - Moisture Barrier
- CODE: LOW - Fully Upholstered Low Back - 27" OA Height
- CODE: WOD - Solid Maple Wood Legs
- CODE: PC - Polished Chrome Legs
- CODE: CAS3 - 3" Locking Casters - Black
- CODE: 2FO - Two Fabric Option
- CODE: WAC - Wood Arm Caps
- CODE: PAC - Poly Arm Caps - Standard Black/Charcoal
- CODE: 3FO - Three Fabric Option
- CODE: GD1 - Ratchet Ganging Device for Soft Seating
- CODE: GD2 - Flat Ganging Device for Soft Seating
- CODE: GD3 - Flat Ganging Device for Café & Training Tables
- CODE: TAB( ) - Non-Removable Swivel Tablet  
(laminate shape A, B or C left or right arm)
- CODE: TABR1( ) - Removable Swivel Tablet  
(laminate shape A, B or C specify left or right arm)
- CODE: TABR2( ) - Removable Swivel Tablet  
(laminate shape A, B or C with opening for tablet on both arms)
- CODE: LAM5 - Non-standard laminate for 5 or less tablets  
see options for upcharge
- CODE: SST - Solid Surface Tablet Arm - add to tablet option.
- CODE: SS5 - Non-standard Solid Surface top for 5 or less tablets
- CODE: CO - Clean Out (overall width up to 50")
- CODE: CO1 - Clean Out (overall width over 50")

**Note:**

- Tablet orders of 5 or less - choice of 4 standard laminate colors:  
Wilsonart Black 1595-60, Formica Brite White 459-58,  
Wilsonart Montana Walnut 7110K-78 or  
Nevamar Silver Alu Metalx MXT003.
- Tablet orders of 6 or more - any choice standard laminate colors.

Note: Factory installed power/data available, see accessories online under the 'Products' tab.



RAVEN LOUNGE



RAVEN TWO SEAT LOUNGE



LOW-BACK



3" LOCKING CASTERS



ELECTRICAL/DATA

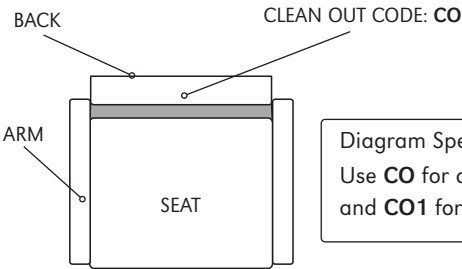


Diagram Specifies A Clean Out  
Use **CO** for overall widths up to 50"  
and **CO1** for overall widths over 50"

Note: Factory installed power/data available, see accessories online under the 'Products' tab.

## TABLET SHAPES

**Three Tablet Shapes::**

Choose from the three shapes shown and specify; A, B or C and left or right (outside tablet) when ordering.  
Example: TABF-(A) Left - this would be a fixed shape A tablet on the left side (when seated).

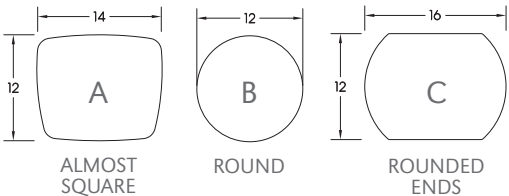
**Laminate Top: Tops are 3/4"**

- Tablet orders of 5 or less have 4 standard laminate colors:
- Wilsonart Black 1595-60
  - Wilsonart Montana Walnut 7110K-78
  - Formica Brite White 459-58
  - Nevamar Silver Alu Metalx MXT003
- Edge: 6F Multi-Ply

**Solid Surface Top:**

- Tablet orders of 5 or less have 4 standard Corian colors:
- Bone
  - Canyon
  - Glacier White
  - Silver Grey

**Note:** Tablets can not be used with Arm Caps.



DIMENSIONS	Single Seat Lounge	Two Seat Lounge
Seat Depth:	20"	20"
Seat Height:	18"	18"
Arm Height:	25"	25"
Overall Depth:	27"	27"
Overall Width:	27"	49"
Overall Height:	33"	33"
Qty./Wt.:	1 ea./65 lbs.	1 ea./105 lbs.

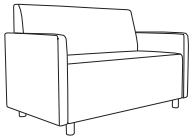

 RAVEN SINGLE LOUNGE  
 WITH OPTIONAL LOW BACK

**MODEL / DESCRIPTION / LIST PRICING**

**8403** Single Seat Lounge


COM Yardage: Total: 7 Yds. / Back: 2 Yds. / Seat: 2 Yds./ Arms(2) 3 Yds.

COM	GR1	GR2	GR3	GR4	GR5	GR6	GR7	GR8	GR9	GR10	LEA
\$2328	\$2575	\$2784	\$3045	\$3260	\$3489	\$3718	\$3946	\$4208	\$4470	\$4732	\$5213


**8401** Two Seat Lounge

COM Yardage: Total: 10 Yds. / Back: 4 Yds. / Seat: 3 Yds. / Arms(2) 3 Yds.

COM	GR1	GR2	GR3	GR4	GR5	GR6	GR7	GR8	GR9	GR10	LEA
\$3399	\$3728	\$4021	\$4351	\$4643	\$4938	\$5233	\$5526	\$5855	\$6182	\$6509	\$6991

**Note:** Clean out option is only available when units are facing the same direction.

**OPTIONS**

Add upcharge to list price and code to model number

FR	CAL 133 (TB 133) Fire Retardant per yard	\$118	/yd.	TAB(-)	Swivel Tablet (specify A, B or C, left or right arm)	\$653	ea. tablet
MB	Moisture Barrier (up to 60" overall width)	\$164	ea.	TABR1(-)	Removable Tablet (specify A, B or C, left or right arm)	\$756	ea. tablet
LOW	Fully Upholstered Low Back - 27" OA Height	\$124		TABR2(-)	Removable Tablet (specify A, B or C both arm openings)	\$893	ea. tablet
WOD	Solid Maple Wood Legs	\$32	ea.	LAM5	Non-standard laminate (5 tablets or less)	\$554	ea. tablet
PC	Polished Chrome Legs	\$34	ea.	SST	Solid Surface Tablet Arm - add to tablet option	\$271	ea. tablet
PB	Laminate Plinth Base - Straight Unit	\$209		SS5	Non-standard Solid Surface (5 tablets or less)	Call For Quote	
CAS3	3" Locking Casters - Black	\$34	ea.	WAC	Wood Arm Cap	\$116	ea.
2FO	Two Fabric Option	\$131	per unit	PAC	Poly Arm Cap - Standard Black/Charcoal	\$89	ea.
3FO	Three Fabric Option	\$199	per unit	CO	Clean Out (overall width up to 50")	\$327	
GD1	Ratchet Ganging Device for Soft Seating	\$107	per pair	CO1	Clean Out (overall width over 50")	\$503	
GD2	Flat Ganging Device for Soft Seating	\$107	per pair				

### RAVEN JUNIOR COLLECTION

The Raven Junior Lounge Series offers great creativity and flexibility in children's seating. Designed for children's areas and any public spaces that require durable seating.



60° CURVE UNIT



RAVEN JUNIOR



RAVEN JUNIOR  
MODULAR CONFIGURATION

### ORDERING INFORMATION

- |                            |                               |
|----------------------------|-------------------------------|
| 1) Series Name             | 5) Powder Coat Color for legs |
| 2) Model Number            | 6) Optional Items             |
| 3) Quantity                |                               |
| 4) Fabric Grade and Number |                               |

### STANDARD BASE FINISHES

**4 Leg:** Standard Powder Coat

### OPTIONAL BASE FINISHES

**4 Leg:** Polished Chrome or Standard Wood Finish

### GENERAL SPECIFICATIONS

#### Upholstery / Foam

Seat and back are covered in choice of fabric, vinyl, crypton, leather or COM. ERG uses only water based glues and adhesives in our upholstery process. All foam is fully bonded to frame. Seat cushions are 4" graded high resiliency (H.R.) block foam with back 3" (H.R.) foam, covered entirely with special bonded polyester fiber to protect final upholstery.

#### Frame Construction

Frame assembly is constructed of multi-ply hardwood, with tongue and groove construction. No sag-springs are installed in seat & back along with interlocking helicoil springs to prevent sagging and provide additional lower back and seat support.

#### Base Details

**4 Leg:** 2"RD X 3"H round tubular steel legs.

**Metal legs** – Poly Vinyl glides

**Wood legs** – Felt pads

**Casters:** 3" Locking Casters

### OPTIONS

- CODE: FR - CAL 133 (TB 133) Fire Retardant
- CODE: MB - Moisture Barrier (Up To 60" Overall Width)
- CODE: WOD - Solid Maple Wood Legs
- CODE: PC - Polished Chrome Legs
- CODE: CAS3 - 3" Locking Casters - Black
- CODE: 2FO - Two Fabric Option
- CODE: GD1 - Ratchet Ganging Device for Soft Seating
- CODE: GD2 - Flat Ganging Device for Soft Seating





DIMENSIONS	Single Unit	Two Seat Unit	Two Seat Backless Unit	Square Ottoman	Round Ottomans
Seat Depth:	17.5"	17.5"	24"	-	-
Seat Height:	16"	16"	16"	-	-
Overall Depth:	24"	24"	24"	24"	18"
Overall Width:	18"	42"	42"	24"	18"
Overall Height:	27.5"	27.5"	16"	16"	16"
Qty./Wt.:	1 ea./35 lbs.	1 ea./60 lbs.	1 ea./55 lbs.	1 ea./40 lbs.	1 ea./40 lbs.



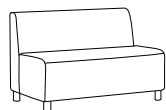
SINGLE UNIT

**MODEL / DESCRIPTION / LIST PRICING**

**8400** Single Unit (4 Legs)

COM Yardage: Total: 3 Yds. / Back: 1.5 Yds. / Seat: 1.5 Yds.

COM	GR1	GR2	GR3	GR4	GR5	GR6	GR7	GR8	GR9	GR10	LEA
\$1351	\$1448	\$1504	\$1565	\$1628	\$1694	\$1762	\$1831	\$1903	\$1982	\$2061	\$2436


**8402** Two Seat Unit (4 legs)

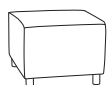
COM Yardage: Total: 4.5 Yds. / Back: 2.5 Yds. / Seat: 2 Yds.

COM	GR1	GR2	GR3	GR4	GR5	GR6	GR7	GR8	GR9	GR10	LEA
\$2154	\$2302	\$2394	\$2491	\$2590	\$2694	\$2801	\$2913	\$3031	\$3153	\$3277	\$3875


**8404** Two Seat Backless Unit (4 legs)

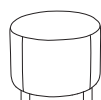
COM Yardage: Total: 3.5 Yds. / Top: 1.5 Yds. / Sides: 2 Yds.

COM	GR1	GR2	GR3	GR4	GR5	GR6	GR7	GR8	GR9	GR10	LEA
\$1853	\$1973	\$2048	\$2121	\$2202	\$2286	\$2373	\$2462	\$2554	\$2653	\$2750	\$3231


**8406** 24" Square Ottoman - 16" height (4 legs)

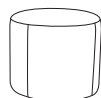
COM Yardage: Total: 2.75 Yds. / Top: .75 Yds. / Sides: 1.5 Yds.

COM	GR1	GR2	GR3	GR4	GR5	GR6	GR7	GR8	GR9	GR10	LEA
\$1231	\$1306	\$1355	\$1403	\$1453	\$1505	\$1564	\$1617	\$1678	\$1740	\$1802	\$2109


**8341-S** 18" Round Ottoman - 16" height (4 legs)

COM Yardage: Total: 2.75 Yds. / Sides: 2 Yds. / Top: .75 Yds.

COM	GR1	GR2	GR3	GR4	GR5	GR6	GR7	GR8	GR9	GR10	LEA
\$1250	\$1310	\$1359	\$1420	\$1480	\$1541	\$1615	\$1687	\$1759	\$1857	\$1953	\$2255


**8341-NLS** 18" Round Ottoman - 16" height / No Legs

COM Yardage: Total: 2.75 Yds. / Sides: 2 Yds. / Top: .75 Yds.

COM	GR1	GR2	GR3	GR4	GR5	GR6	GR7	GR8	GR9	GR10	LEA
\$1191	\$1252	\$1303	\$1363	\$1424	\$1485	\$1557	\$1629	\$1702	\$1799	\$1895	\$2198

**OPTIONS**

Add upcharge to list price and code to model number

FR	CAL 133 (TB 133) Fire Retardant per yard	\$118	/yd.
MB	Moisture Barrier (up to 60" overall width)	\$164	ea.
2FO	Two Fabric Option	\$131	per unit
GD1	Ratchet Ganging Device for Soft Seating	\$107	per pair
GD2	Flat Ganging Device for Soft Seating	\$107	per pair

PC	Polished Chrome Legs	\$34	ea.
CAS3	3" Locking Casters - Black	\$34	ea.
WOD	Solid Maple Wood Legs	\$32	ea.

DIMENSIONS	30° curve unit (inside / outside)	60° curve unit (inside / outside)	Backless 30° unit	Backless 60° unit
Seat Depth:	17.5"	17.5"	24"	24"
Seat Height:	16"	16"	16"	16"
Overall Depth:	26"	28"	26"	28"
Overall Width:	24.5"	47"	24.5"	47"
Overall Height:	27.5"	27.5"	16"	16"
Qty./Wt.:	1 ea./62 lbs.	1 ea./110 lbs.	1 ea./35 lbs.	1 ea./55 lbs.



60° CURVE UNIT



### MODEL / DESCRIPTION / LIST PRICING



**8408** 30° inside curve unit (4 Legs)

COM Yardage: Total: 4 Yds. / Back: 2 Yds. / Seat: 2 Yds.

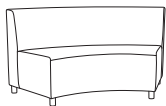
COM	GR1	GR2	GR3	GR4	GR5	GR6	GR7	GR8	GR9	GR10	LEA
\$1379	\$1463	\$1533	\$1593	\$1654	\$1714	\$1788	\$1860	\$1932	\$2031	\$2127	\$2428



**8410** 30° outside curve unit (4 Legs)

COM Yardage: Total: 4.5 Yds. / Back: 2 Yds. / Seat: 2.5 Yds.

COM	GR1	GR2	GR3	GR4	GR5	GR6	GR7	GR8	GR9	GR10	LEA
\$1516	\$1610	\$1687	\$1754	\$1820	\$1887	\$1967	\$2046	\$2127	\$2233	\$2340	\$2672



**8412** 60° inside curve unit (5 Legs)

COM Yardage: Total: 6.5 Yds. / Back: 4 Yds. / Seat: 2.5 Yds.

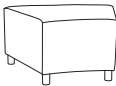
COM	GR1	GR2	GR3	GR4	GR5	GR6	GR7	GR8	GR9	GR10	LEA
\$2322	\$2486	\$2584	\$2687	\$2794	\$2907	\$3023	\$3146	\$3271	\$3399	\$3538	\$4182



**8414** 60° outside curve unit (5 Legs)

COM Yardage: Total: 7 Yds. / Back: 3 Yds. / Seat: 4 Yds.

COM	GR1	GR2	GR3	GR4	GR5	GR6	GR7	GR8	GR9	GR10	LEA
\$2521	\$2684	\$2782	\$2886	\$2992	\$3105	\$3222	\$3343	\$3468	\$3598	\$3738	\$4380



**8416** Backless 30° unit (4 Legs)

COM Yardage: Total: 3 Yds. / Top: 1 Yds. / Sides: 2 Yds.

COM	GR1	GR2	GR3	GR4	GR5	GR6	GR7	GR8	GR9	GR10	LEA
\$1242	\$1329	\$1382	\$1438	\$1496	\$1556	\$1615	\$1680	\$1748	\$1819	\$1892	\$2234



**8418** Backless 60° unit (5 Legs)

COM Yardage: Total: 4.75 Yds. / Top: 2 Yds. / Sides: 2.75 Yds.

COM	GR1	GR2	GR3	GR4	GR5	GR6	GR7	GR8	GR9	GR10	LEA
\$1956	\$2093	\$2179	\$2265	\$2355	\$2448	\$2547	\$2649	\$2754	\$2863	\$2976	\$3522

### OPTIONS

Add upcharge to list price and code to model number

FR	CAL 133 (TB 133) Fire Retardant per yard	\$118	/yd.
MB	Moisture Barrier (up to 60" overall width)	\$164	ea.
2FO	Two Fabric Option	\$131	per unit
GD1	Ratchet Ganging Device for Soft Seating	\$107	per pair
GD2	Flat Ganging Device for Soft Seating	\$107	per pair

PC	Polished Chrome Legs	\$34	ea.
CAS3	3" Locking Casters - Black	\$34	ea.
WOD	Solid Maple Wood Legs	\$32	ea.

**REWIND**

The Rewind chair features a two piece polypropylene shell with a slotted back and a clean out feature. The slotted back design offers style and ventilation. Frames are available in standard polished chrome or optional powder coat color finishes.



4 LEG CHAIR / ARMS / CASTERS



BAR STOOLS

**ORDERING INFORMATION**
**To Order Please Specify:**

- |                 |                               |
|-----------------|-------------------------------|
| 1) Series Name  | 4) Optional Powder Coat Color |
| 2) Model Number | 5) Fabric Grade & Number      |
| 3) Quantity     | 6) Optional Items             |

CHAIRS	WEIGHT LIMIT
Metal Legs	350 lbs.

**STANDARD BASE FINISHES**

**4 Leg Metal Base:** Polished Chrome

**4 Leg Metal Base with Casters:** Polished Chrome

**Bar Stool:** Polished Chrome

**5-Star Swivel on Casters:** Aluminum Chrome

**5 PLASTIC SHELL COLORS**


BLACK



CHARCOAL



WHITE



NAVY BLUE



GREEN

**OPTIONAL BASE FINISHES**

**4 Leg Metal Base:** Standard Powder Coat

**4 Leg Metal Base with Casters:** Standard Powder Coat

**Bar Stool:** Standard Powder Coat

**5-Star Swivel on Casters:** Color Match Base

**GENERAL SPECIFICATIONS**
**Shell**

- Rewind polypropylene chairs feature a contoured, perforated backrest and waterfall design seat.
  - Backrest features a slotted pattern with 1.125" x .25" rounded rectangles.
- Note: Molded polypropylene material is shatter proof and scratch resistant. Gentle flex back.

**Upholstery**

- Seat insert is upholstered over 1/2" foam.
- Seat can be upholstered with choice of fabric, vinyl, crypton, leather or approved COM.

**Base Details**

**4-Leg Base:** Chair frames are made of .875" diameter, 16 gauge steel tubing with hand brazed welds. Factory installed adjustable steel glides.

**Glides:** Factory installed self leveling steel glides.

**5-Star Swivel on Casters:** 360° swivel, polished aluminum construction with adjustable seat height with Black Carpet Casters.

**High Chair:** High chair kit consists of 8" or 10" extended piston with adjustable chrome foot ring. (Priced in)

**Chair Controls:**

- Swivel
- Pneumatic height adjustment
- No tilt
- Chair frame is slightly tilted for seating comfort

**Stacking**

- 4-leg models stack 10 high on dolly.
- 4-leg with Casters stack 10 high on dolly.
- 4-leg with arms 4 high.
- Bar stool 2-3 high (no arms only)

## OPTIONS

- CODE: FR - CAL 133 (TB 133) Fire Retardant
- CODE: MBC - Moisture Barrier Chair
- CODE: SF - Powder Coat Finish
- CODE: AGF - Fold out Ganging (includes SPN)
- CODE: SPN - Plastic Seat Pan to Protect Upholstery (Recommended for stacking chairs with UPH seats)
- CODE: CH - Counter Height (24" Seat Height)
- CODE: SH - Specialty Height (22" Lowest Seat Height)
- CODE: CM5 - Color Match Base
- CODE: B5 - Impact Resistant Black Poly Base
- CODE: GC - Black Glides for 5 star base
- CODE: BFC - Black Hard Floor and Carpet Casters



#196 Stacking Chair Dolly  
Square laminate base insert protects chairs.  
Approx. 25" x 25".  
Dolly not to be used for bar stools.



UPHOLSTERED SEAT INSERT



OPTIONAL SEAT PAN TO PROTECT UPHOLSTERY



STANDARD ALUMINUM SWIVEL BASE



SWIVEL CHAIR GLIDES



EASY FOLDOUT GANGING (FACTORY INSTALLED ONLY)

DIMENSIONS	4-Leg	4-Leg Arms
Seat Width:	17.5"	19.75"
Seat Depth:	18.25"	18.25"
Seat Height:	18.25"	18.25"
Arm Height	-	27"
Back Height:	33"	33"
Overall Width:	20"	22.75"
Overall Depth:	22"	22"
Qty./Wt. per carton:	3 ea./30 lbs.	3 ea./48 lbs.



4 LEGGED CHAIR

### MODEL / DESCRIPTION / LIST PRICING



#### 7600 4-Legged Side Chair

Chair  
\$434



#### 7601 4-Legged Side Chair - Upholstered Seat Insert

COM Yardage: 0.75 Yard

COM	GR1	GR2	GR3	GR4	GR5	GR6	GR7	GR8	GR9	GR10	LEA
\$577	\$616	\$641	\$662	\$687	\$713	\$740	\$767	\$798	\$825	\$858	\$1003



#### 7604 4-Legged Arm Chair

Chair  
\$519



#### 7605 4-Legged Arm Chair - Upholstered Seat Insert

COM Yardage: 0.75 Yard

COM	GR1	GR2	GR3	GR4	GR5	GR6	GR7	GR8	GR9	GR10	LEA
\$662	\$709	\$738	\$767	\$799	\$828	\$861	\$895	\$931	\$971	\$1011	\$1193

### OPTIONS

Add upcharge to list price and code to model number

FR	CAL 133 (TB 133) Fire Retardant per yard.	\$118	/yd.
MBC	Moisture Barrier Chair	\$84	ea.
SF	Powder Coat Finish	\$63	

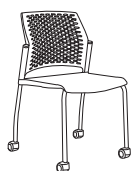
SPN	Plastic Seat Pan to protect upholstery (Black)	\$42	
AGF	Fold Out Ganging	\$87	

DIMENSIONS	4-Leg w/ Casters	Arm Chair w/ Casters
Seat Width:	17.5"	19.75"
Seat Depth:	18.25"	18.25"
Seat Height:	18.25"	18.25"
Arm Height	-	27"
Back Height:	33"	33"
Overall Width:	20"	22.75"
Overall Depth:	22"	22"
Qty./Wt. per carton:	3 ea./40 lbs.	3 ea./40 lbs.



4 LEGGED WITH ARMS AND  
CASTERS

### MODEL / DESCRIPTION / LIST PRICING



#### 7608 4-Legged Side Chair with Casters

Chair  
\$496



#### 7609 4-Legged Side Chair with Casters - Upholstered Seat Insert

COM Yardage: 0.75 Yard

COM	GR1	GR2	GR3	GR4	GR5	GR6	GR7	GR8	GR9	GR10	LEA
\$646	\$690	\$719	\$748	\$776	\$808	\$841	\$875	\$910	\$946	\$982	\$1163



#### 7612 4-Legged Arm Chair and Casters

Chair  
\$629



#### 7613 4-Legged Arm Chair with Casters - Upholstered Seat Insert

COM Yardage: 0.75 Yard

COM	GR1	GR2	GR3	GR4	GR5	GR6	GR7	GR8	GR9	GR10	LEA
\$773	\$826	\$860	\$894	\$929	\$967	\$1006	\$1045	\$1089	\$1131	\$1177	\$1392

### OPTIONS

Add upcharge to list price and code to model number

FR	CAL 133 (TB 133) Fire Retardant per yard.	\$118	/yd.
MBC	Moisture Barrier Chair	\$84	ea.
SF	Powder Coat Finish	\$63	

SPN	Plastic Seat Pan in Black	\$42	
AGF	Fold Out Ganging	\$87	

DIMENSIONS	Stool	Stool w/ Arms
Seat Width:	17.5"	19.75"
Seat Depth:	18"	18"
Seat Height:	29.5"	29.5"
Arm Height	-	38.25"
Back Height:	44"	44"
Overall Width:	20.25"	22.75"
Overall Depth:	20.25"	20.25"
Qty./Wt. per carton:	2 ea./48 lbs.	1 ea./48 lbs.



BAR STOOL WITH UPHOLSTERED  
SEAT INSERT

### MODEL / DESCRIPTION / LIST PRICING



#### 7616 Bar Stool

Chair  
\$711



#### 7617 Bar Stool - Upholstered Seat Insert

COM Yardage: 0.75 Yard

COM	GR1	GR2	GR3	GR4	GR5	GR6	GR7	GR8	GR9	GR10	LEA
\$855	\$915	\$953	\$992	\$1029	\$1071	\$1115	\$1161	\$1205	\$1252	\$1305	\$1542



#### 7620 Bar Stool with Arms

Chair  
\$881



#### 7621 Bar Stool with Arms / Upholstered Seat Insert

COM Yardage: 0.75 Yard

COM	GR1	GR2	GR3	GR4	GR5	GR6	GR7	GR8	GR9	GR10	LEA
\$1033	\$1106	\$1151	\$1197	\$1243	\$1295	\$1346	\$1400	\$1454	\$1514	\$1574	\$1861

NOTE: BAR STOOL W/ARMS ARE NOT STACKABLE

### OPTIONS

Add upcharge to list price and code to model number

FR	CAL 133 (TB 133) Fire Retardant per yard.	\$118	/yd.
MBC	Moisture Barrier Chair	\$84	ea.
SF	Powder Coat Finish (Stool)	\$76	

SPN	Plastic Seat Pan to protect upholstery (Black)	\$42	
CH	Counter Height (24" Seat Height)	\$37	
SH	Specialty Height (22" Lowest Seat Height)	\$37	

DIMENSIONS	Swivel	Swivel w/ Arms
Seat Width:	17.5"	19.75"
Seat Depth:	18"	18"
Seat Height:	17.5" - 20.5"	17.5" - 20.5"
Arm Height	-	29.5" - 34.5"
Back Height:	30" - 35"	30" - 35"
Overall Width:	26.25"	26.25"
Overall Depth:	26.25"	26.25"
Qty./Wt. per carton:	1 ea./17.68 lbs.	1 ea./25 lbs.



SWIVEL ARM CHAIR WITH  
STANDARD ALUMINUM BASE  
WITH SEAT INSERT

### MODEL / DESCRIPTION / LIST PRICING



#### 7624 Swivel Chair

Chair  
\$636



#### 7625 Swivel Chair - Upholstered Seat Insert

COM Yardage: 0.75 Yard

COM	GR1	GR2	GR3	GR4	GR5	GR6	GR7	GR8	GR9	GR10	LEA
\$772	\$826	\$858	\$894	\$929	\$966	\$1002	\$1044	\$1086	\$1130	\$1175	\$1387



#### 7628 Swivel Arm Chair

Chair  
\$802



#### 7629 Swivel Arm Chair - Upholstered Seat Insert

COM Yardage: 0.75 Yard

COM	GR1	GR2	GR3	GR4	GR5	GR6	GR7	GR8	GR9	GR10	LEA
\$894	\$955	\$994	\$1034	\$1075	\$1116	\$1162	\$1209	\$1257	\$1307	\$1358	\$1606

### OPTIONS

Add upcharge to list price and code to model number

FR	CAL 133 (TB 133) Fire Retardant per yard.	\$118	/yd.
MBC	Moisture Barrier Chair	\$84	ea.
CM5	Color Match Base	\$37	

B5	Impact Resistant Black Poly Base	deduct \$28 list
GC	Black Glides for 5 star base	\$37
BFC	Black Hard Floor & Carpet Casters	\$44 per chair



DIMENSIONS	H8	H8 with Arms	H10	H10 with Arms
Seat Width:	17.5"	19.75"	17.5"	19.75"
Seat Depth:	18"	18"	18"	18"
Seat Height:	21.5 - 29"	21.5 - 29"	26" - 36"	26" - 36"
Arm Height	-	30.5" - 38"	-	35" - 45"
Back Height:	37"- 44.5"	37"- 44.5"	41.5" - 51.5"	41.5" - 51.5"
Overall Width:	26.25"	26.25"	26.25"	26.25"
Overall Depth:	26.25"	26.25"	26.25"	26.25"
Qty./Wt. per carton:	1 ea./28 lbs.	1 ea./28 lbs.	1 ea./28 lbs.	1 ea./28 lbs.



SWIVEL ARM CHAIR WITH HI-CHAIR KIT AND  
STANDARD ALUMINUM BASE AND OPTIONAL  
TWO TONE SELF BRAKING CASTERS

## MODEL / DESCRIPTION / LIST PRICING



**7624-H8**

**7624-H10** Swivel Chair with High Chair Kit

Chair  
\$805



**7625-H8**

**7625-H10** Swivel Chair with High Chair Kit - Upholstered Seat Insert

COM Yardage: 0.75 Yard

COM	GR1	GR2	GR3	GR4	GR5	GR6	GR7	GR8	GR9	GR10	LEA
\$940	\$1006	\$1045	\$1087	\$1131	\$1175	\$1223	\$1272	\$1321	\$1375	\$1429	\$1689



**7628-H8**

**7628-H10** Swivel Arm Chair with High Chair Kit

Chair  
\$925



**7629-H8**

**7629-H10** Swivel Arm Chair with High Chair Kit - Upholstered Seat Insert

COM Yardage: 0.75 Yard

COM	GR1	GR2	GR3	GR4	GR5	GR6	GR7	GR8	GR9	GR10	LEA
\$1060	\$1137	\$1181	\$1227	\$1276	\$1327	\$1381	\$1437	\$1494	\$1553	\$1616	\$1909

## OPTIONS

Add upcharge to list price and code to model number

FR	CAL 133 (TB 133) Fire Retardant per yard.	\$118	/yd.
MBC	Moisture Barrier Chair	\$84	ea.
CM5	Color Match Base	\$37	

B5	Impact Resistant Black Poly Base	deduct \$28 list
GC	Black Glides for 5 star base	\$37
BFC	Black Hard Floor & Carpet Casters	\$44 per chair



BLACK POLY WITH BLACK MATTE  
POWDER COAT BASE



WHITE POLY WITH WHITE MATTE  
POWDER COAT BASE



CHARCOAL POLY WITH CHARCOAL  
POWDER COAT BASE

## OPTIONAL COLOR MATCHED BASES AVAILABLE IN THESE SIX COLORS



GREEN POLY WITH CANARY GREEN  
POWDER COAT BASE



NAVY BLUE POLY WITH NAVY BLUE  
POWDER COAT BASE

**SAMBA**

The Samba collection features three distinct fully upholstered seat designs. The seats are constructed with cold injected urethane foam over a tubular steel frame. Several different bases are available including metal leg and wood leg. Wood leg and sled base and welded metal 4-leg bar stools complete the collection.



MID-BACK WITH WOOD BASE



DEMI BACK BAR STOOL WITH WOOD LEGS

## ORDERING INFORMATION

### To Order Please Specify:

- 1) Series Name
- 2) Model Number
- 3) Quantity
- 4) Fabric Grade and Number
- 5) Optional Items

CHAIRS	WEIGHT LIMIT
Metal Legs	350 lbs.
Wood Legs	250 lbs.

## STANDARD BASE FINISHES

**4 Legs:** Polished Chrome

**Wood Legs:** Standard Wood Stain

**Bar Stool with Wood Legs:** Standard Wood Stain Includes Foot Rest in Polished Chrome

**Sled Base Bar Stool:** Polished Chrome

## OPTIONAL BASE FINISHES

**4 Legs:** Standard Powder Coat

**Sled Base Bar Stool:** Standard Powder Coat

## GENERAL SPECIFICATIONS

### Upholstery / Foam

- Cold injected urethane molded foam with inner steel welded frame.
- Samba is fully upholstered and available with approved fabric, crypton, vinyl or COM.

### Graded-In & COM Fabric Testing

Due to the complexity of the upholstery process, please submit your Graded-in/COM for testing. A 10"x10" sample is required. **ALL FABRIC MUST BE PRE APPROVED.** Please see Approved Fabrics link under product webpage images.

### Base Details

#### Midback

**4-Legs:** Frame is fully welded. 3/4" diameter 14-gauge steel tubing with adjustable glides installed.

**Wood Legs:** In round solid beech, tapered style. Size of taper legs is 1-1/4" to 2" diameter. All 4 legs are inserted in a fabricated, welded metal bracket and tightly secured. Underseat metal bracket is painted in white optional black.

**Bar Stool with Wood Legs** - In round solid beech, tapered style. Size of taper legs is 1-1/4" to 2" diameter. All 4 legs are inserted in a fabricated, welded metal bracket and tightly secured. A polished chrome footrest is inserted to 4 legs with machined screws for additional strength. Underseat metal bracket is painted in white optional black.

#### Demi-Back

**Bar Stool with Wood Legs:** In round solid beech, tapered style. Size of taper legs is 1-1/4" to 2" diameter. All 4 legs are inserted in a fabricated, welded metal bracket and tightly secured. A polished chrome footrest is inserted to 4 legs with machined screws for additional strength. Underseat metal bracket is painted in white optional black.

**Sled base Bar Stool:** .5" tubing in a slanted design with integrated footrest

#### OPTIONS


---

- CODE: FR - CAL 133 (TB 133) Fire Retardant
- CODE: MBC - Moisture Barrier Chair
- CODE: SF - Powder Coat Finish
- CODE: CH - Counter Height (24" Seat Height)
- CODE: SH - Specialty Height (22" Lowest Seat Height)
- CODE: TFT1 - Diamond Tufting - Single Back
- CODE: VBL - Black Under Metal Frame (Wood Legs)

#### TUFTING

---

Only diamond tufting available for Samba series.



diamond



SAMBA - DIAMOND TUFTING DETAIL  
ON BACK

DIMENSIONS	4-Leg Chair	Wood Leg Chair
Inside Width:	20"	17"
Seat Height:	18"	18"
Arm Height:	26"	24"
Overall Depth:	24"	24"
Overall Width:	24.5"	24.5"
Overall Height:	31"	31"
Qty./Wt. per carton:	1 ea./32 lbs.	1 ea./50 lbs.



4 LEGS



WOOD LEGS

### MODEL / DESCRIPTION / LIST PRICING



#### 5037 Mid-Back 4 Legs

COM Yardage: 2 yards

COM	GR1	GR2	GR3	GR4	GR5	GR6	GR7	GR8	GR9	GR10	LEA
\$1382	\$1478	\$1537	\$1599	\$1663	\$1730	\$1797	\$1870	\$1945	\$2024	\$2104	\$2486



#### 5037-W Mid-Back Wood Legs

COM Yardage: 2 yards

COM	GR1	GR2	GR3	GR4	GR5	GR6	GR7	GR8	GR9	GR10	LEA
\$1954	\$2091	\$2172	\$2261	\$2352	\$2445	\$2544	\$2644	\$2752	\$2861	\$2975	\$3517

### OPTIONS

Add upcharge to list price and code to model number

FR	CAL 133 (TB 133) Fire Retardant	\$118	/yd.
TFT1	Diamond Tufting	\$125	per seat
SF	Powder Coat Finish (5037 Only)	\$63	

VBL	Black Under Metal Frame (Wood Legs)	\$49	
MBC	Moisture Barrier Chair	\$84	ea.

DIMENSIONS	Demi Back Sled Base	Demi Back Wood Legs
Inside Width:	15.5"	15.5"
Seat Height:	29"	29"
Overall Depth:	18"	19.5"
Overall Width:	18"	19"
Overall Height:	36.5"	36"
Qty./Wt. per carton:	1 ea./18 lbs	1 ea./22 lbs



WOOD LEGS



SLED BASE

### MODEL / DESCRIPTION / LIST PRICING



#### 5047 Demi Back Bar Stool Sled Base

COM Yardage: 1.5 yards

COM	GR1	GR2	GR3	GR4	GR5	GR6	GR7	GR8	GR9	GR10	LEA
\$1147	\$1226	\$1276	\$1327	\$1380	\$1434	\$1490	\$1551	\$1614	\$1678	\$1745	\$2062



#### 5047-W Demi Back Bar Stool Wood Legs

COM Yardage: 1.5 yards

COM	GR1	GR2	GR3	GR4	GR5	GR6	GR7	GR8	GR9	GR10	LEA
\$1728	\$1848	\$1921	\$1997	\$2078	\$2162	\$2248	\$2336	\$2432	\$2527	\$2630	\$3108

### OPTIONS

Add upcharge to list price and code to model number

FR	CAL 133 (TB 133) Fire Retardant	\$118	/yd.
SF	Powder Coat Finish (Bar Stool 5047 only)	\$76	
VLB	Black Under Metal Frame (Wood Legs)	\$49	

TFT1	Diamond Tufting	\$125	per seat
MBC	Moisture Barrier Chair	\$84	ea.

**SAMMY**

The Sammy is fully upholstered over high resiliency foam on a solid hardwood frame featuring square steel tube legs. Designed for student housing and any public spaces that require long duration seating comfort and greater width and depth.



SAMMY ARM CHAIR WITH  
OPTIONAL WOOD LEGS  
AND POWER / DATA



SAMMY OTTOMAN WITH  
OPTIONAL WOOD LEGS



THREE SEAT SAMMY LOUNGE WITH CHAISE

**ORDERING INFORMATION**

- |                 |                            |
|-----------------|----------------------------|
| 1) Series Name  | 4) Fabric Grade and Number |
| 2) Model Number | 5) Powder Coat Leg Color   |
| 3) Quantity     | 6) Optional Items          |

SOFT SEATING	WEIGHT LIMIT
1 Seat	500 lbs.
2 Seat	1000 lbs.
3 Seat	1500 lbs.

**STANDARD BASE FINISHES**

**Metal Legs:** Powder Coat

**OPTIONAL BASE FINISHES**

**Metal Legs:** Polished Chrome  
**Wood Legs:** Standard Wood Stain



TWO SEAT LOUNGE WITH OPTIONAL WOOD LEGS



WOOD LEGS



ELECTRICAL/DATA



CUP HOLDER

**GENERAL SPECIFICATIONS**

**Upholstery / Foam**

Seat cushions are 4" graded high resiliency (H.R.) block foam with back 3" (H.R.) foam, covered entirely with special bonded polyester fiber to protect final upholstery. Seat and back are covered in choice of fabric, vinyl, crypton, leather or COM. ERG uses only water based glues and adhesives in our upholstery process. Contrasting fabrics are available.

**Frame Construction**

Frame assembly is constructed of multi-ply hardwood, with tongue and groove construction. All foam is fully bonded to frame. No-sag springs are installed in seat & back along with interlocking helicoil springs to prevent sagging and provide additional lower back and seat support.

**Base Details**

**Metal Legs:** Sammy tubular steel legs (5.25" Height) are available in standard powder coat colors or optional polished chrome.

**Wood Legs:** Maple legs at 5.38"H with a diameter of 2.35"D at the top, and tapers down to 1".

**OPTIONS**

- CODE: FR - CAL 133 (TB 133) Fire Retardant
- CODE: MB - Moisture Barrier (up to 60" overall width)
- CODE: MB60 - Moisture Barrier (over 60" overall width)
- CODE: PCL - Polished Chrome Legs
- CODE: WOD - Solid Maple Wood Legs
- CODE: 2FO - Two Fabric Option
- CODE: 3FO - Three Fabric Option

Note: Factory installed power/data available, see accessories online under the 'Products' tab.

DIMENSIONS	Arm Chair	Two Seat Lounge	Three Seat Lounge	Three Seat w/Chaise	Ottoman or Bench
Inside Width:	24"	48"	72"	72"	–
Seat Depth:	23"	23"	23"	23" & 45"	24"
Seat Height:	18"	18"	18"	18"	18"
Arm Height:	29"	29"	29"	29"	–
Overall Depth:	36"	36"	36"	36" & 60"	24"
Overall Width:	34"	58"	82"	82"	24" or 48"
Overall Height:	34"	34"	34"	34"	18"
Qty./Wt.:	1 ea./68 lbs.	1 ea./105 lbs.	1 ea./160 lbs.	1 ea./185 lbs.	1 ea./40 lbs.




TWO SEAT SAMMY LOUNGE

**MODEL / DESCRIPTION / LIST PRICING**

**6401 Arm Chair (4 legs)**

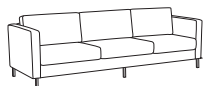
COM Yardage: 8.5 Yds. / Seat: 2 Yds. / Back: 1.5 Yds. / Frame: 1.25 Yard / Arms: 3.5 Yds.

COM	GR1	GR2	GR3	GR4	GR5	GR6	GR7	GR8	GR9	GR10	LEA
\$2450	\$2623	\$2727	\$2837	\$2949	\$3068	\$3189	\$3317	\$3451	\$3588	\$3731	\$4410


**6402 Two Seat Lounge Sofa (4 legs)**

COM Yardage: 11.5 Yds. / Seat: 4 Yds. / Back: 2.5 Yds. / Frame: 1.5 Yds. / Arms: 3.5 Yds.

COM	GR1	GR2	GR3	GR4	GR5	GR6	GR7	GR8	GR9	GR10	LEA
\$3303	\$3535	\$3677	\$3824	\$3978	\$4136	\$4302	\$4475	\$4651	\$4839	\$5032	\$5946


**6403 Three Seat Lounge Sofa (6 legs)**

COM Yardage: 15.25 Yds. / Seat: 6 Yds. / Back: 3.25 Yds. / Frame: 2.5 Yds. / Arms: 3.5 Yds.

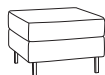
COM	GR1	GR2	GR3	GR4	GR5	GR6	GR7	GR8	GR9	GR10	LEA
\$4410	\$4720	\$4906	\$5104	\$5309	\$5522	\$5743	\$5973	\$6209	\$6458	\$6717	\$7941


**6404R/L Three Seat Lounge Sofa with Chaise (8 legs)**

COM Yardage: 17 Yds. / Seat: 7.5 Yds. / Back: 4.5 Yds. / Frame: 3 Yds. / Arms: 3.5 Yds.

COM	GR1	GR2	GR3	GR4	GR5	GR6	GR7	GR8	GR9	GR10	LEA
\$5395	\$5773	\$6005	\$6242	\$6494	\$6755	\$7023	\$7304	\$7596	\$7900	\$8216	\$9710

note: specify right or left side for chaise


**6405 Ottoman (4 legs)**

COM Yardage: 2.5 Yds.

COM	GR1	GR2	GR3	GR4	GR5	GR6	GR7	GR8	GR9	GR10	LEA
\$1453	\$1555	\$1617	\$1679	\$1748	\$1819	\$1889	\$1966	\$2044	\$2127	\$2213	\$2613


**6406 Bench (4 legs)**

COM Yardage: 4 Yds.

COM	GR1	GR2	GR3	GR4	GR5	GR6	GR7	GR8	GR9	GR10	LEA
\$2109	\$2257	\$2348	\$2442	\$2539	\$2642	\$2746	\$2854	\$2970	\$3089	\$3214	\$3799

**OPTIONS**




Add upcharge to list price and code to model number

FR	CAL 133 (TB 133) Fire Retardant per yard.	\$118	/yd.
MB	Moisture Barrier (up to 60" overall width)	\$164	ea.
MB60	Moisture Barrier (over 60" overall width)	\$262	ea.
PCL	Polished chrome leg	\$23	per leg

2FO	Two Fabric Option	\$131	
3FO	Three Fabric Option	\$199	
CUP	Plastic Cup Holder	\$124	
WOD	Solid Maple Wood Legs	\$32	per leg



**MODEL / DESCRIPTION / LIST PRICING**
**TABLE TOPS ONLY**

	Model Number	Table Top Size	Ship Wt	LAMINATE TOP ASSORTED EDGES							VENEER TOP	
				GRP 1	GRP 2	GRP 3	GRP 4	GRP 5	GRP 6	GRP 7	GRP 8	GRP 9
 <b>ROUND</b>	TT24D	24" Dia.	26	\$359	\$376	\$486	\$577	\$766	\$922	\$1110	\$1156	\$1328
	TT30D	30" Dia.	31	\$417	\$436	\$566	\$675	\$897	\$1081	\$1303	\$1346	\$1548
	TT36D	36" Dia.	40	\$494	\$518	\$673	\$808	\$1076	\$1298	\$1568	\$1608	\$1850
	TT42D	42" Dia.	52	\$632	\$659	\$862	\$1036	\$1387	\$1677	\$2026	\$2061	\$2371
	TT48D	48" Dia.	66	\$753	\$788	\$1034	\$1245	\$1668	\$2020	\$2443	\$2471	\$2843
	TT54D	54" Dia.	81	\$885	\$927	\$1222	\$1471	\$1975	\$2396	\$2898	\$2920	\$3358
 <b>SQUARE</b>	TT60D	60" Dia.	98	\$1018	\$1064	\$1405	\$1695	\$2276	\$2759	\$3344	\$3361	\$3865
	TT24S	24" Sq.	30	\$359	\$376	\$486	\$577	\$766	\$922	\$1110	\$1156	\$1328
	TT2430S	24x30 Sq.	33	\$385	\$403	\$522	\$622	\$826	\$994	\$1197	\$1241	\$1426
	TT30S	30" Sq.	38	\$417	\$436	\$566	\$675	\$897	\$1081	\$1303	\$1346	\$1548
	TT36S	36" Sq.	51	\$506	\$531	\$692	\$829	\$1106	\$1337	\$1611	\$1652	\$1900
	TT42S	42" Sq.	65	\$632	\$659	\$862	\$1036	\$1387	\$1677	\$2026	\$2061	\$2371
 <b>RECTANGLE</b>	TT48S	48" Sq.	82	\$863	\$905	\$1191	\$1436	\$1923	\$2332	\$2822	\$2848	\$3275
	TT54S	54" Sq.	101	\$1000	\$1048	\$1381	\$1666	\$2239	\$2713	\$3286	\$3304	\$3800
	TT60S	60" Sq.	123	\$1147	\$1205	\$1589	\$1918	\$2580	\$3129	\$3790	\$3805	\$4374
	TT1836	18 X 36	30	\$362	\$379	\$488	\$582	\$772	\$927	\$1115	\$1161	\$1335
	TT1848	18 X 48	37	\$402	\$419	\$545	\$653	\$863	\$1041	\$1254	\$1296	\$1492
	TT1860	18 X 60	44	\$443	\$463	\$601	\$721	\$959	\$1157	\$1393	\$1434	\$1651
	TT1872	18 X 72	51	\$484	\$505	\$659	\$789	\$1052	\$1271	\$1531	\$1572	\$1808
	TT1884	18 X 84	57	\$551	\$575	\$753	\$904	\$1207	\$1458	\$1761	\$1797	\$2067
	TT1896	18 X 96	64	\$591	\$619	\$810	\$972	\$1298	\$1572	\$1897	\$1935	\$2224
	TT2436	24 X 36	37	\$433	\$450	\$585	\$701	\$930	\$1123	\$1354	\$1394	\$1605
	TT2448	24 X 48	46	\$484	\$504	\$658	\$788	\$1049	\$1267	\$1527	\$1568	\$1802
	TT2460	24 X 60	55	\$534	\$557	\$729	\$876	\$1168	\$1411	\$1701	\$1741	\$2001
	TT2472	24 X 72	64	\$586	\$615	\$800	\$963	\$1285	\$1555	\$1878	\$1914	\$2200
	TT2484	24 X 84	73	\$666	\$695	\$911	\$1095	\$1466	\$1775	\$2144	\$2178	\$2503
	TT2496	24 X 96	82	\$718	\$749	\$985	\$1184	\$1584	\$1918	\$2319	\$2350	\$2701
	TT3036	30 X 36	44	\$477	\$501	\$651	\$779	\$1007	\$1253	\$1512	\$1551	\$1783
	TT3048	30 X 48	55	\$541	\$566	\$739	\$885	\$1181	\$1428	\$1722	\$1761	\$2024
	TT3060	30 X 60	66	\$603	\$632	\$826	\$991	\$1325	\$1602	\$1936	\$1970	\$2267
	TT3072	30 X 72	78	\$666	\$696	\$912	\$1096	\$1467	\$1777	\$2147	\$2180	\$2505
	TT3084	30 X 84	89	\$754	\$789	\$1036	\$1248	\$1672	\$2026	\$2449	\$2479	\$2851
	TT3096	30 X 96	100	\$816	\$857	\$1124	\$1355	\$1817	\$2199	\$2660	\$2688	\$3092
	TT3648	36 X 48	64	\$610	\$638	\$836	\$1005	\$1342	\$1626	\$1963	\$1998	\$2296
	TT3660	36 X 60	78	\$686	\$718	\$939	\$1129	\$1512	\$1829	\$2213	\$2244	\$2579
	TT3672	36 X 72	91	\$756	\$793	\$1041	\$1254	\$1679	\$2034	\$2460	\$2488	\$2862
	TT3684	36 X 84	105	\$858	\$897	\$1180	\$1423	\$1911	\$2313	\$2799	\$2823	\$3248
	TT3696	36 X 96	118	\$930	\$973	\$1281	\$1547	\$2077	\$2519	\$3048	\$3071	\$3529

**TANGO**



The Tango stool features an upholstered seat over 4" high resiliency foam. It offers a fixed or swivel seat with or without a foot ring, and a floor mount base. Choose from three heights to fit any café environment.



STOOL WITH OPTIONAL SWIVEL



BAR HEIGHT FIXED STOOL WITH  
WELDED FOOT RING

## ORDERING INFORMATION

### To Order Please Specify:

- |                 |                          |
|-----------------|--------------------------|
| 1) Series Name  | 4) Powder Coat color     |
| 2) Model Number | 5) Fabric Grade & Number |
| 3) Quantity     | 6) Optional Items        |

## STANDARD BASE FINISHES

**Trumpet Base:** Standard Powder Coat

## GENERAL SPECIFICATIONS

### Base

- Trumpet style pedestal base in standard and counter height stools.
- Fixed seat bar stool on trumpet style base including a fully welded foot ring.
- Optional swivel base is available.

### Upholstery / Foam

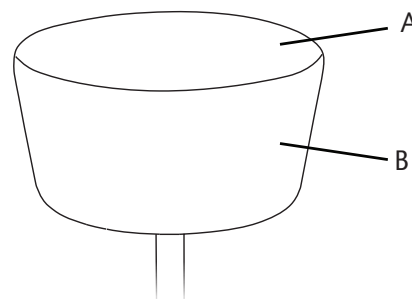
Upholstered seat over 4" high resiliency foam. Foam is glued to a multi-ply shell and seat is attached to frame. Seat can be upholstered with choice of fabric, vinyl, crypton, leather or approved COM.

## OPTIONS

- CODE: FR - CAL 133 (TB 133) Fire Retardant
- CODE: MBC - Moisture Barrier Chair
- CODE: 2FO - Two Fabric Option
- CODE: SS - Swivel Seat



JURY BASE FLOOR MOUNT WITH FOOT  
RING DETAIL



For Two Fabric Option, please specify:

- A - Fabric option for top of seat  
B - Fabric option for sides of seat

DIMENSIONS	Stool	Counter Stool	Fixed Bar Stool
Seat Diameter:	17"	17"	17"
Seat Height:	18"	24"	30"
Overall Width:	17"	17"	17"
Overall Depth:	17"	17"	17"
Qty./Wt. per carton:	1 ea./20 lbs.	1 ea./40 lbs.	1 ea./51 lbs.



COUNTER HEIGHT STOOL

### MODEL / DESCRIPTION / LIST PRICING



#### 5222 Fixed Stool

COM Yardage: Total: 2.25 yds / Top: 0.75 yd / Sides: 1.5 yds

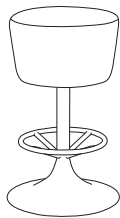
COM	GR1	GR2	GR3	GR4	GR5	GR6	GR7	GR8	GR9	GR10	LEA
\$1235	\$1321	\$1375	\$1428	\$1487	\$1545	\$1607	\$1672	\$1739	\$1807	\$1880	\$2223



#### 5224 Fixed Counter Stool

COM Yardage: Total: 2.25 yds / Top: 0.75 yd / Sides: 1.5 yds

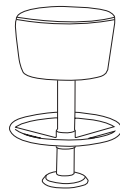
COM	GR1	GR2	GR3	GR4	GR5	GR6	GR7	GR8	GR9	GR10	LEA
\$1359	\$1453	\$1512	\$1571	\$1633	\$1702	\$1768	\$1841	\$1913	\$1990	\$2071	\$2446



#### 5223 Fixed Bar Stool with welded Foot Ring

COM Yardage: Total: 2.25 yds / Top: 0.75 yd / Sides: 1.5 yds

COM	GR1	GR2	GR3	GR4	GR5	GR6	GR7	GR8	GR9	GR10	LEA
\$1567	\$1677	\$1744	\$1815	\$1886	\$1963	\$2041	\$2124	\$2208	\$2297	\$2388	\$2820



#### 5223F Fixed Floor Mount Bar Stool with welded Foot Ring

COM Yardage: Total: 2.25 yds / Top: 0.75 yd / Sides: 1.5 yds

COM	GR1	GR2	GR3	GR4	GR5	GR6	GR7	GR8	GR9	GR10	LEA
\$1416	\$1513	\$1574	\$1636	\$1703	\$1770	\$1842	\$1915	\$1991	\$2072	\$2154	\$2547

### OPTIONS

Add upcharge to list price and code to model number

FR	CAL 133 (TB 133) Fire Retardant - per yd.	\$118	/yd.
MBC	Moisture Barrier Chair	\$84	ea.

2FO	Two Fabric Option	\$131	
SS	Swivel Seat	\$60	

**TERIANA UPHOLSTERED BACK**

The Teriana Series upholstered back multipurpose chairs have a fully upholstered seat and backrest. Backrests are available in a stylish square back. Frame available with arms or armless. Heavy duty, capable of standing up in the toughest environments.

**HD** HEALTHCARE  
DESIGNED  
PRODUCT



SQUARE BACK CHAIR  
WITH ARMS

Teriana chairs  
stack in all 3 widths  
19.5", 22" or 26"

**ORDERING INFORMATION**

**To Order Please Specify:**

- |                 |                                  |
|-----------------|----------------------------------|
| 1) Series Name  | 5) Fabric Grade & Number         |
| 2) Model Number | 6) Arm Cap type and finish/color |
| 3) Quantity     | 7) Optional Items                |
| 4) Frame Color  |                                  |

CHAIRS	WEIGHT LIMIT
Standard Seat	350 lbs.
Mid Width	500 lbs.
Bariatric	750 lbs.

**STANDARD BASE FINISHES**

**4 Leg:** Standard Powder Coat



METAL GANGING - GD



2" CASTERS - CAS2



WOOD ARM CAP / 16 FINISHES - WAC



POLYURETHANE ARM CAP - PAC

**GENERAL SPECIFICATIONS**

**Upholstery**

Seat and Back are fully upholstered over multiply wood shells. Chair can be upholstered with fabric, crypton, vinyl, leather or approved COM.

**Frame**

**4 Leg:** .875" diameter, 14 gauge steel tubing. (Bariatric frame is 1" diameter.) All frames are sand blasted and then powder coated for maximum paint adhesion.

**Arm Caps**

Polyurethane or wood arm caps.

**Glides**

Factory installed self leveling steel glides.

**Stacking**

- Models 147, 148BAR & 148 will stack 3-4 chairs high on the floor.
- Chair Dolly #196 allows models 147 & 148 to stack 6-8 high.

**Load Test**

Teriana passes the load test of 350 lbs. for standard width, 500 lbs. for mid-width, and 750 lbs. for bariatric width.

**OPTIONS**

- CODE: FR - CAL 133 (TB 133) Fire Retardant
  - CODE: MBC - Moisture Barrier Chair
  - CODE: PAC - Polyurethane Arm Caps, available in black or charcoal
  - CODE: WAC - Wood Arm Caps, available in transparent wood stains
  - CODE: CAS2NL - 2" Non-Locking Casters - Black
  - CODE: CH - Counter Height (24" seat height)
  - CODE: SH - Specialty Height (22" Lowest Seat Height)
  - CODE: GD - Metal Ganging Device for Chairs
  - CODE: WS - Wall Saver Design, angled rear legs helps protect walls
  - CODE: 2FO/C - Two Fabric Option
- Note: Not available on Bar stools**

DIMENSIONS	4-Leg Chair	MID-WIDTH Chair	4-Leg Chair w/arms	MID-WIDTH Chair w/arms	Bariatric Chair	Bar Stools
Inside Width:	19.5"	22"	19.5"	22"	26"	19.5"
Seat Depth:	19"	19"	19"	19"	23"	19"
Seat Height:	18"	18"	18"	18"	19.5"	30"
Arm Height:	-	-	25"	25"	25"	37"
Overall Depth:	23"	23"	23"	23"	28"	23"
Overall Width:	19.5"	22"	22"	24"	30"	22"
Overall Height:	32"	32"	32"	32"	34"	44"
Qty./Wt. per carton:	3 ea./45 lbs.	3 ea./50 lbs.	3 ea./55 lbs.	3 ea./60 lbs.	1 ea./35 lbs.	1 ea./20 lbs.



SQUAREBACK CHAIR  
WITH ARMS

### MODEL / DESCRIPTION / LIST PRICING



#### 147 Square Back Fully Upholstered Chair

COM Yardage: 1.25 Yard/2FO = .75 seat 1.25 back

COM	GR1	GR2	GR3	GR4	GR5	GR6	GR7	GR8	GR9	GR10	LEA
\$581	\$620	\$644	\$672	\$697	\$724	\$754	\$785	\$815	\$848	\$881	\$1043

#### 147MID MID-WIDTH Square Back Fully Upholstered Chair

COM Yardage: 1.25 Yard/2FO = .75 seat 1.25 back

COM	GR1	GR2	GR3	GR4	GR5	GR6	GR7	GR8	GR9	GR10	LEA
\$760	\$815	\$846	\$881	\$916	\$953	\$990	\$1029	\$1072	\$1113	\$1158	\$1370



#### 148 Square Back Fully Upholstered Chair w/ Arms

COM Yardage: 1.25 Yard/2FO = .75 seat 1.25 back

COM	GR1	GR2	GR3	GR4	GR5	GR6	GR7	GR8	GR9	GR10	LEA
\$696	\$745	\$774	\$805	\$837	\$871	\$905	\$942	\$981	\$1019	\$1059	\$1253

#### 148MID MID-WIDTH Square Back Fully Upholstered Chair w/ Arms

COM Yardage: 1.25 Yard/2FO = .75 seat 1.25 back

COM	GR1	GR2	GR3	GR4	GR5	GR6	GR7	GR8	GR9	GR10	LEA
\$872	\$933	\$971	\$1011	\$1050	\$1092	\$1137	\$1182	\$1228	\$1276	\$1328	\$1570



#### 148BAR Square Back Fully Upholstered Bariatric Chair w/ Arms

COM Yardage: 2.0 Yards/2FO = 1.0 seat 1.25 back

COM	GR1	GR2	GR3	GR4	GR5	GR6	GR7	GR8	GR9	GR10	LEA
\$1260	\$1347	\$1400	\$1457	\$1514	\$1575	\$1637	\$1705	\$1773	\$1845	\$1915	\$2265



#### 167 Square Back Fully Upholstered Bar Stool

COM Yardage: 1.25 Yard/2FO = .75 seat 1.25 back

COM	GR1	GR2	GR3	GR4	GR5	GR6	GR7	GR8	GR9	GR10	LEA
\$864	\$924	\$962	\$1000	\$1042	\$1083	\$1125	\$1171	\$1217	\$1266	\$1318	\$1556

### OPTIONS

Add upcharge to list price and code to model number

WAC	Wood Arm Caps, Pair	\$231	
PAC	Polyurethane Arm Caps, Pair	\$115	
CAS2NL	2" Non-Locking Casters - Black	\$28	ea.
CH	Counter Height (24" seat height)	\$37	
SH	Specialty Height (22" Lowest Seat Height) <b>167 Only</b>	\$37	
GD	Metal Ganging Device for Chairs	\$41	per pair

MBC	Moisture Barrier Chair	\$84	ea.
FR	CAL 133 (TB 133) Fire Retardant per yard.	\$118	/yd.
WS	Wall Saver Design	\$49	
2FO/C	Two Fabric Option	\$67	

## TERIANA WOOD BACK

The Teriana Series wood back multipurpose chairs have a fully upholstered seat and Maple wood backrest. Backrests are available in a stylish square back. Frame available with arms or armless. Heavy duty, capable of standing up in the toughest environments.

**HD** HEALTHCARE  
DESIGNED  
PRODUCT



WOOD BACK CHAIR

## ORDERING INFORMATION

### To Order Please Specify:

- |                            |                                  |
|----------------------------|----------------------------------|
| 1) Series Name             | 7) Backrest finish/color         |
| 2) Model Number            | 8) Arm Cap type and finish/color |
| 3) Quantity                | 9) Optional Items                |
| 4) Frame Color             | 10) Back Cutouts                 |
| 5) Fabric Grade and Number | 11) Engraving                    |
| 6) Wood shell back design  |                                  |

## STANDARD WOOD FINISHES

**4 Leg:** Standard Powder Coat

## GENERAL SPECIFICATIONS

### Upholstery

Seat is fully upholstered over multi-ply wood shell. Chair can be upholstered with fabric, crypton, vinyl, leather or approved COM. Wood backrest is available in 17 transparent wood stain colors.

### Frame

**4 Leg:** Frame is .875" diameter, 14 gauge steel tubing. Bariatric frame is 1" diameter. All frames are sand blasted and then powder coated for maximum paint adhesion.

### Arm Caps

Polyurethane or wood arm caps.

### Glides

Factory installed self leveling steel glides.

### Stacking

- Models 142, 143 & 143BAR will stack 3-4 chairs on the floor.
- Chair Dolly #196 allows models 142 & 143 stack 6-8 high.

### Load Test

Teriana passes the load test of 350 lbs. for standard width, 500 lbs. for mid-width, and 750 lbs. for bariatric width.

## OPTIONS

- CODE: FR - CAL 133 (TB 133) Fire Retardant
- CODE: MBC - Moisture Barrier Chair
- CODE: PAC - Polyurethane Arm Caps, available in black or charcoal
- CODE: WAC - Wood Arm Caps, available in transparent wood stain colors
- CODE: HG, SQ, PH - Backrest Cutout Design
- CODE: CAS2NL - 2" Non-Locking Casters - Black
- CODE: CH - Counter Height (24" Seat Height)
- CODE: SH - Specialty Height (22" Lowest Seat Height)
- CODE: GD - Metal Ganging Device for Chairs
- CODE: WS - Wall Saver Design, angled rear legs helps protect walls
- CODE: ENG - Laser Engraving

**Note: Not available on Bar stools**



WOOD SQUARE BACK



CUTOUTS SQUARE - SQ



HAND GRIP SQUARE - HG



PERFORATED HOLE SQUARE - PH

***Laser Engraving***



LASER ENGRAVING – FRONT OR BACK

DIMENSIONS	4-Leg Chair	MID-WIDTH Chair	4-Leg Chair w/arms	MID-WIDTH Chair w/arms	Bariatric Chair	Bar Stools
Inside Width:	19.5"	22"	19.5"	22"	26"	19.5"
Seat Depth:	19"	19"	19"	19"	23"	19"
Seat Height:	18"	18"	18"	18"	19.5"	24, 30"
Arm Height:	–	–	25"	25"	25"	31, 37"
Overall Depth:	23"	23"	23"	23"	28"	23"
Overall Width:	19.5"	22"	22"	24"	30"	22"
Overall Height:	32"	32"	32"	32"	34"	38, 44"
Qty./Wt. per carton:	3 ea./45 lbs.	3 ea./50 lbs.	3 ea./55 lbs.	3 ea./60 lbs.	1 ea./35 lbs.	1 ea./20 lbs.



SQUARE WOOD BACK CHAIR  
WITH ARMS AND WOOD ARM CAPS

### MODEL / DESCRIPTION / LIST PRICING



**142** Square Wood Back Chair COM Yardage: .75 Yard

COM	GR1	GR2	GR3	GR4	GR5	GR6	GR7	GR8	GR9	GR10	LEA
\$618	\$660	\$686	\$713	\$744	\$772	\$803	\$836	\$868	\$904	\$939	\$1110

**142MID MID-WIDTH** Square Wood Back Chair COM Yardage: .75 Yard

COM	GR1	GR2	GR3	GR4	GR5	GR6	GR7	GR8	GR9	GR10	LEA
\$828	\$886	\$922	\$958	\$997	\$1036	\$1078	\$1120	\$1166	\$1214	\$1262	\$1490



**143** Square Wood Back Chair w/ Arms COM Yardage: .75 Yard

COM	GR1	GR2	GR3	GR4	GR5	GR6	GR7	GR8	GR9	GR10	LEA
\$746	\$798	\$829	\$862	\$897	\$933	\$971	\$1011	\$1050	\$1092	\$1137	\$1341

**143MID MID-WIDTH** Square Wood Back Chair w/ Arms COM Yardage: .75 Yard

COM	GR1	GR2	GR3	GR4	GR5	GR6	GR7	GR8	GR9	GR10	LEA
\$931	\$997	\$1036	\$1078	\$1120	\$1166	\$1214	\$1262	\$1311	\$1364	\$1418	\$1677



**143BAR** Square Wood Back Bariatric Chair w/ Arms COM Yardage: 1 Yards

COM	GR1	GR2	GR3	GR4	GR5	GR6	GR7	GR8	GR9	GR10	LEA
\$1260	\$1347	\$1400	\$1457	\$1514	\$1575	\$1637	\$1705	\$1773	\$1845	\$1915	\$2265



**169** Square Wood Back Bar Stool COM Yardage: .75 Yard

COM	GR1	GR2	GR3	GR4	GR5	GR6	GR7	GR8	GR9	GR10	LEA
\$858	\$919	\$955	\$991	\$1031	\$1074	\$1114	\$1159	\$1206	\$1258	\$1306	\$1542

### OPTIONS

Add upcharge to list price and code to model number

WAC	Wood Arm Caps, Pair	\$231	
PAC	Polyurethane Arm Caps, Pair	\$115	
HG	Backrest Hand Grip Cutout design	\$99	
SQ	Backrest Square Hole Cutout design	\$99	
PH	Backrest Perforated Hole design	\$99	
CAS2NL	2" Non-Locking Casters - Black	\$28	ea.
CH	Counter Height (24" seat height)	\$37	
SH	Specialty Height (22" Lowest Seat Height) <b>169 Only</b>	\$37	

GD	Metal Ganging Device for Chairs	\$41	per pair
MBC	Moisture Barrier Chair	\$84	ea.
FR	CAL 133 (TB 133) Fire Retardant per yard.	\$118	/yd.
WS	Wall Saver Design	\$49	
ENG	Laser Engraving Back Design*	\$111	

\*One time setup fee of \$260. Minimum 12 chairs (of same design and series)



**2 Postures**  
Straight and Slanted  
postures available

**TIVOLI**

The Tivoli Banquette is cleverly designed to incorporate both a straight and slanted posture, with the bench resting on a welded steel frame. With the slanted posture in curved or straight units, it offers the option to add a bar height shelf for a unique seating arrangement behind, as well as in front of the unit.



60° STRAIGHT POSTURE BACK-TO-BACK  
BANQUETTE SHOWN WITH OPTIONAL POWER/DATA



TWO CURVED BANQUETTES SHOWN  
WITH LAMINATE BAR HEIGHT SHELF

**ORDERING INFORMATION**

- |                            |                   |
|----------------------------|-------------------|
| 1) Series Name             | 5) Frame Color    |
| 2) Model Number            |                   |
| 3) Quantity                |                   |
| 4) Fabric Grade and Number | 8) Optional Items |

SOFT SEATING	WEIGHT LIMIT
1 Seat	500 lbs.
2 Seat	1000 lbs.
3 Seat	1500 lbs.

**STANDARD BASE FINISHES**

**Angled Leg:** Standard Powder Coat  
**Straight Leg:** Standard Powder Coat



ANGLED LEG



STRAIGHT LEG

**GENERAL SPECIFICATIONS**

**Design**

The Tivoli is available with or without privacy panel. Available in two postures:

1. Slanted (the back slightly angled).
2. Straight (the back and seat in a straight posture).

For your custom seating needs, contact our Customer Service department.

**Upholstery / Foam**

Seat and back are covered in choice of fabric, vinyl, crypton, leather or COM. ERG uses only water based glues and adhesives in our upholstery process. All foam is fully bonded to frame. Seat cushions are 3" graded high resiliency (H.R.) block foam with 2" (H.R.) foam back, covered entirely with special bonded polyester fiber to protect final upholstery.

**Frame Construction**

Frame assembly is constructed of multi-ply hardwood, with tongue and groove construction. No sag-springs are installed in seat & back along with interlocking helicoil springs to prevent sagging and provide additional lower back and seat support.

**Base Details**

**Angled Leg:** 1.5" diameter mandrel formed steel, for a unique style and durability.

**Straight Leg:** 1.5" diameter mandrel formed steel, for a unique style and durability.

**Note for Edge of privacy panels:**

- Straight panels: available with 3MM PVC or laminate self edge. Select from any of our 3MM PVC edges in solid or wood tone, no custom colors available.
- Curved panels: will only be available with laminate self edge.
- Both straight and curved panels: when combining straights and curved, ONLY self edge is available.

## OPTIONS

- CODE: FR - CAL 133 (TB 133) Fire Retardant
- CODE: MB -Moisture Barrier (up to 60" overall width)
- CODE: MB60 -Moisture Barrier (over 60" overall width)
- CODE: MBB -Moisture Barrier (up to 60" overall width Back-to-Back)
- CODE: MBB60 -Moisture Barrier (over 60" overall width Back-to-Back)
- CODE: GD1 - Ratchet Ganging Device for Soft Seating
- CODE: GD2 - Flat Ganging Device for Soft Seating
- CODE: FMG - Floor Mount Glide
- CODE: 2FO - Two Fabric Option
- CODE: NBS48 - No Back Shelf - 48"
- CODE: NBS60 - No Back Shelf - 60"
- CODE: NBS72 - No Back Shelf - 72"
- CODE: TSFRP - Straight Tivoli Foot Rail Powder Coat Color
- CODE: TCFRP - Curved Tivoli Foot Rail Powder Coat Color

**NOTE: Foot rail available on slanted posture models only**



90° CURVE WITH  
BAR-HEIGHT SHELF



CURVED TIVOLI  
FOOT RAIL OPTION



TWO FABRIC OPTION



AVAILABLE ACRYLIC PRIVACY PANELS

DIMENSIONS	48" Wide Slanted Posture	60" Wide Slanted Posture	72" Wide Slanted Posture
Seat Depth:	20"	20"	20"
Seat Height:	18"	18"	18"
Overall Depth:*	32"	32"	32"
Overall Width:	48"	60"	72"
Overall Height:	34"	34"	34"
Qty./Wt.:	1 ea./110 lbs	1 ea./165 lbs	1 ea./210 lbs



60" SLANTED POSTURE  
BANQUETTE SHOWN

## MODEL / DESCRIPTION / LIST PRICING



### 640 48" Wide Banquette - Slanted Posture

COM Yardage: Total: 7 Yds. / Back: 4.5 Yds. / Seat: 2.5 Yds.


COM	GR1	GR2	GR3	GR4	GR5	GR6	GR7	GR8	GR9	GR10	LEA
\$3515	\$3762	\$3913	\$4071	\$4233	\$4402	\$4578	\$4762	\$4953	\$5149	\$5355	\$6329



### 642 60" Wide Banquette - Slanted Posture

COM Yardage: Total: 85 Yds. / Back 5.5 Yds. / Seat: 3 Yds.

COM	GR1	GR2	GR3	GR4	GR5	GR6	GR7	GR8	GR9	GR10	LEA
\$4796	\$5131	\$5336	\$5549	\$5771	\$6003	\$6243	\$6493	\$6753	\$7022	\$7302	\$8632



### 644 72" Wide Banquette - Slanted Posture

COM Yardage: Total: 10 Yds. / Back: 6.5 Yds. / Seat: 3.5 Yds.

COM	GR1	GR2	GR3	GR4	GR5	GR6	GR7	GR8	GR9	GR10	LEA
\$5743	\$6145	\$6390	\$6646	\$6912	\$7187	\$7476	\$7776	\$8087	\$8407	\$8747	\$10337

## OPTIONS

Add upcharge to list price and code to model number

FR	CAL 133 (TB 133) Fire Retardant per yard	\$118	/yd.
MB	Moisture Barrier - up to 60" width*	\$164	ea.
MB60	Moisture Barrier - over 60" width*	\$262	ea.
2FO	Two Fabric Option	\$131	ea.

TSFRP	Powder Coat Straight Unit Foot Rail	\$432	ea.
GD1	Ratchet Ganging Device for Soft Seating	\$107	per pair
GD2	Flat Ganging Device for Soft Seating	\$107	per pair
FMG	Floor Mount Glide	\$29	ea.

DIMENSIONS	48" Wide Slanted Posture	60" Wide Slanted Posture	72" Wide Slanted Posture
Seat Depth:	20"	20"	20"
Seat Height:	18"	18"	18"
Overall Depth:*	32"	32"	32"
Overall Width:	48"	60"	72"
Overall Height:	44"	44"	44"
Qty./Wt.:	1 ea./110 lbs	1 ea./165 lbs	1 ea./210 lbs



60" SLANTED POSTURE  
BANQUETTE SHOWN

## MODEL / DESCRIPTION / LIST PRICING



### 640-S 48" Wide Banquette - Slanted Posture

COM Yardage: Total: 7 Yds. / Back: 4.5 Yds. / Seat: 2.5 Yds.

COM	GR1	GR2	GR3	GR4	GR5	GR6	GR7	GR8	GR9	GR10	LEA
\$4688	\$4935	\$5085	\$5242	\$5405	\$5573	\$5748	\$5933	\$6123	\$6320	\$6526	\$7500



### 642-S 60" Wide Banquette - Slanted Posture

COM Yardage: Total: 8.5 Yds. / Back 5.5 Yds. / Seat: 3 Yds.

COM	GR1	GR2	GR3	GR4	GR5	GR6	GR7	GR8	GR9	GR10	LEA
\$6116	\$6451	\$6655	\$6870	\$7091	\$7324	\$7563	\$7812	\$8072	\$8343	\$8622	\$9951



### 644-S 72" Wide Banquette - Slanted Posture

COM Yardage: Total: 9.5 Yds. / Back: 6 Yds. / Seat: 3.5 Yds.

COM	GR1	GR2	GR3	GR4	GR5	GR6	GR7	GR8	GR9	GR10	LEA
\$7299	\$7701	\$7946	\$8204	\$8468	\$8745	\$9032	\$9330	\$9642	\$9967	\$10302	\$11893

Note: Bar height shelf with frame available ONLY on slanted posture units.

## OPTIONS

Add upcharge to list price and code to model number

FR	CAL 133 (TB 133) Fire Retardant per yard	\$118	/yd.
MB	Moisture Barrier - up to 60" width*	\$164	ea.
MB60	Moisture Barrier - over 60" width*	\$262	ea.
NBS48	No Back Shelf - 48"	Deduct \$464	
NBS60	No Back Shelf - 60"	Deduct \$498	
NBS72	No Back Shelf - 72"	Deduct \$536	

2FO	Two Fabric Option	\$131	ea.
TSFRP	Powder Coat Straight Unit Foot Rail	\$432	ea.
GD1	Ratchet Ganging Device for Soft Seating	\$107	per pair
GD2	Flat Ganging Device for Soft Seating	\$107	per pair
FMG	Floor Mount Glide	\$29	ea.

DIMENSIONS	48" Wide Straight Posture	60" Wide Straight Posture	72" Wide Straight Posture
Seat Depth:	20"	20"	20"
Seat Height:	18"	18"	18"
Overall Depth:*	28"	28"	28"
Overall Width:	48"	60"	72"
Overall Height:	34"	34"	34"
Qty./Wt.:	1 ea./110 lbs	1 ea./165 lbs	1 ea./210 lbs



48" STRAIGHT POSTURE  
BANQUETTE SHOWN WITH  
OPTIONAL POWER/DATA


### MODEL / DESCRIPTION / LIST PRICING



#### 646 48" Wide Banquette - Straight Posture

COM Yardage: Total: 7 Yds. / Back: 4.5 Yds. / Seat: 2.5 Yds.

COM	GR1	GR2	GR3	GR4	GR5	GR6	GR7	GR8	GR9	GR10	LEA
\$3515	\$3762	\$3913	\$4071	\$4233	\$4402	\$4578	\$4762	\$4953	\$5149	\$5355	\$6329



#### 647 60" Wide Banquette - Straight Posture

COM Yardage: Total: 8.5 Yds. / Back: 5.5 Yds. / Seat: 3 Yds.

COM	GR1	GR2	GR3	GR4	GR5	GR6	GR7	GR8	GR9	GR10	LEA
\$4796	\$5131	\$5336	\$5549	\$5771	\$6003	\$6243	\$6493	\$6753	\$7022	\$7302	\$8632



#### 648 72" Wide Banquette - Straight Posture

COM Yardage: Total: 9.5 Yds. / Back: 6 Yds. / Seat: 3.5 Yds.

COM	GR1	GR2	GR3	GR4	GR5	GR6	GR7	GR8	GR9	GR10	LEA
\$5743	\$6145	\$6390	\$6646	\$6912	\$7187	\$7476	\$7776	\$8087	\$8407	\$8747	\$10337

Note: Bar height shelf with frame available ONLY on slanted posture units.

### OPTIONS

Add upcharge to list price and code to model number

FR	CAL 133 (TB 133) Fire Retardant per yard	\$118	/yd.
MB	Moisture Barrier - up to 60" width*	\$164	ea.
MB60	Moisture Barrier - over 60" width*	\$262	ea.
2FO	Two Fabric Option	\$131	ea.

GD1	Ratchet Ganging Device for Soft Seating	\$107	per pair
GD2	Flat Ganging Device for Soft Seating	\$107	per pair
FMG	Floor Mount Glide	\$29	ea.

DIMENSIONS	Back-to-Back Banquette
Seat Depth:	20"
Seat Height:	18"
Overall Depth:*	56"
Overall Width:	48", 60", 72"
Overall Height:	34"
Qty./Wt.:	1 ea./210 lbs



48" STRAIGHT POSTURE  
BACK-TO-BACK BANQUETTE

#### MODEL / DESCRIPTION / LIST PRICING



##### 646-B2B 48" Wide Back-to-Back Banquette

COM Yardage: Total: 11 Yds. / Back: 6 Yds. / Seat: 5 Yds.

COM	GR1	GR2	GR3	GR4	GR5	GR6	GR7	GR8	GR9	GR10	LEA
\$6682	\$7147	\$7432	\$7730	\$8040	\$8361	\$8695	\$9043	\$9406	\$9782	\$10175	\$12024



##### 647-B2B 60" Wide Back-to-Back Banquette

COM Yardage: Total: 12.5 Yds. / Back: 6.5 Yds. / Seat: 6 Yds.

COM	GR1	GR2	GR3	GR4	GR5	GR6	GR7	GR8	GR9	GR10	LEA
\$9111	\$9749	\$10138	\$10543	\$10966	\$11404	\$11859	\$12334	\$12829	\$13340	\$13875	\$16397



##### 648-B2B 72" Wide Back-to-Back Banquette

COM Yardage: Total: 13.5 Yds. / Back: 7 Yds. / Seat: 6.5 Yds.

COM	GR1	GR2	GR3	GR4	GR5	GR6	GR7	GR8	GR9	GR10	LEA
\$10910	\$11675	\$12141	\$12628	\$13131	\$13658	\$14204	\$14772	\$15363	\$15976	\$16617	\$19639

Note: Bar height shelf with frame available ONLY on slanted posture units.

#### OPTIONS

Add upcharge to list price and code to model number

FR	CAL 133 (TB 133) Fire Retardant per yard	\$118	/yd.
MBB	Moisture Barrier - up to 60" width (Back-to-Back)	\$327	ea.
MBB60	Moisture Barrier - over 60" width (Back-to-Back)	\$522	ea.
2FO	Two Fabric Option	\$131	ea.


GD1	Ratchet Ganging Device for Soft Seating	\$107	per pair
GD2	Flat Ganging Device for Soft Seating	\$107	per pair
FMG	Floor Mount Glide	\$29	ea.

DIMENSIONS	90° Curve w/Laminate Bar Height Shelf	90° Curve w/Laminate Bar Height Shelf
Radius:	48"	60"
Seat Depth:	20"	20"
Seat Height:	18"	18"
Overall Depth:	40"	40"
Overall Width:	84.75"	101.75"
Overall Height:	44"	44"
Qty./Wt.:	1 ea./110 lbs	1 ea./165 lbs



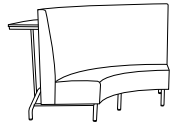
90° CURVED BANQUETTE SHOWN WITH

### MODEL / DESCRIPTION / LIST PRICING



**649-4R** 90° Curved Tivoli w/Laminate Bar Height COM Yardage: Total: 12 Yds. / Back: 9 Yds. / Seat: 3 Yds.

COM	GR1	GR2	GR3	GR4	GR5	GR6	GR7	GR8	GR9	GR10	LEA
\$7044	\$7536	\$7838	\$8153	\$8478	\$8816	\$9169	\$9537	\$9917	\$10314	\$10726	\$12677



**649-5R** 90° Curved Tivoli w/Laminate Bar Height COM Yardage: Total: 14.5 Yds. / Back: 11 Yds. / Seat: 3.5 Yds.

COM	GR1	GR2	GR3	GR4	GR5	GR6	GR7	GR8	GR9	GR10	LEA
\$7299	\$7809	\$8121	\$8447	\$8785	\$9136	\$9501	\$9882	\$10276	\$10686	\$11116	\$13136



90° CURVED BANQUETTE

NOTE: Deduct \$700 if purchased without shelf. **Option Code NBS**

### OPTIONS

Add upcharge to list price and code to model number

FR	CAL 133 (TB 133) Fire Retardant per yard	\$118	/yd.
MB60	Moisture Barrier - over 60" width	\$262	ea.
2FO	Two Fabric Option	\$131	ea.
NBS	No Back Shelf	Deduct \$700	

TCFRP	Powder Coat Curved Unit Foot Rail	\$703	ea.
GD1	Ratchet Ganging Device for Soft Seating	\$107	per pair
GD2	Flat Ganging Device for Soft Seating	\$107	per pair
FMG	Floor Mount Glide	\$29	ea.

**TOMMY**

The Tommy stool is a fun rocker with an 8° tilt, that moves 360° around. It is ergonomic, and height adjustable, making it a dynamic seating option of mobility. It is offered in three shell colors, and endless fabric options. Tommy works great in any forward thinking classroom with alternative seating, or in a collaborative office environment promoting active engagement and new ideas.



WHITE



WHISPER GRAY



BLACK

**ORDERING INFORMATION**

**To Order Please Specify:**

- |                 |                          |
|-----------------|--------------------------|
| 1) Series Name  | 4) Base Poly Color       |
| 2) Model Number | 5) Fabric Grade & Number |
| 3) Quantity     | 6) Optional Items        |

CHAIRS	WEIGHT LIMIT
Poly Base Stool	250 lbs.

**STANDARD BASE FINISHES**

**Stool Base:** Poly Base in Black, White or Whisper Grey

**GENERAL SPECIFICATIONS**

**Upholstery / Foam**

Seat is fully upholstered over 1" high resiliency foam. Seat can be upholstered with choice of fabric, vinyl, crypton, leather or approved COM.

**Base Details**

**Stool Base:** Poly shell is adjustable in height with a 4.25" range. Seat tilts at an 8° angle in every direction with a 360° swivel

**Glides**

Factory installed felt glides.

**OPTIONS**

- CODE: FR - CAL 133 (TB 133) Fire Retardant
- CODE: MBC - Moisture Barrier Chair



8° TILT IN ALL DIRECTIONS



4.25" HEIGHT ADJUSTMENT RANGE




DIMENSIONS	Rocker Stool
Seat Height:	18.25" - 22.5"
Overall Width:	17"
Overall Depth:	16.25"
Qty./Wt. per carton:	1 ea./19 lbs.



BLACK POLY BASE WITH  
TANGERINE IN-STOCK VINYL

## MODEL / DESCRIPTION / LIST PRICING




**8890** Rocking Stool



COM Yardage: 0.75 Yd

COM	IN-STOCK VINYL	GR1	GR2	GR3	GR4	GR5	GR6	GR7	GR8	GR9	GR10	LEA
\$767	\$793	\$793	\$819	\$851	\$883	\$915	\$947	\$979	\$1012	\$1043	\$1075	\$1458

ERG IN-STOCK VINYL COLORS:  
CULP CONTRACT HATHAWAY



FIRE

TANGERINE

APPLE

ELECTRIC BLUE

WHITE

SMOKY

ONYX

## OPTIONS

Add upcharge to list price and code to model number

FR	CAL 133 (TB 133) Fire Retardant per yard	\$118	/yd.
----	------------------------------------------	-------	------

MBC	Moisture Barrier Chair	\$84	ea.
-----	------------------------	------	-----

**TRENO**

Treno Occasional Tables are a perfect complement to the Laguna modular and lounge series. Table tops are complete laminate with an option for two contrasting laminate colors. Standard angled metal legs are 8" tall, with factory installed adjustable glides. Online tables are also available in two heights.



27" SQUARE OCCASIONAL TABLE  
OPTIONAL POLISHED CHROME LEGS



24" ROUND COFFEE TABLE

**ORDERING INFORMATION**

- |                          |                                |
|--------------------------|--------------------------------|
| 1) Series Name           | 5) Laminate / Veneer Selection |
| 2) Model Number          |                                |
| 3) Quantity              | 6) Optional 2nd Laminate       |
| 4) Powder Coat Leg Color | 7) Optional Items              |

**BASE SPECIFICATIONS**

**Metal Legs:** Legs are angled metal cylinders and are 8" tall. Legs are sandblasted prior to final powder coating.

**Glides:** Adjustable steel glides

**STANDARD BASE FINISHES**

**Metal Legs:** Standard Powder Coat

**OPTIONAL BASE FINISHES**

**Metal Legs:** Standard Powder Coat with Wood, Polished Chrome, Polished Chrome with Wood

**TABLE TOP SPECIFICATION**

**Table**

Table top core is CARB Phase I & Phase II Compliant. Laminate, wood veneer and phenolic backing are glued with water based adhesives.

Note: Some sizes and diameters are approximate, if using an existing solid surface or other top, please call for exact specs before ordering.

**Table Finish**

Covered top and sides with high pressure laminate, or choose Optional 2 Different Color laminates.

**COLOR / EDGE SELECTIONS**

**Laminate Selections**

ERG offers over 1000 standard laminate choices from Nevamar, Wilsonart, Formica and Pionite. Wood veneer is available in transparent stain colors - custom stain matching available for an upcharge. Solid Surface Corian overlay top tables will be quoted upon request.

**OPTIONS**

- CODE: 2LC - 2 different color laminates
- CODE: STH-C - Special Table Height - Cube Table
- CODE: PC - Polished Chrome Legs
- CODE: WDL - Metal/Wood Legs (specify powder coat and wood color)
- CODE: WDL-C - Chrome/Wood Legs (specify wood color)
- CODE: GD1 - Ratchet Ganging Device for Soft Seating



POWER / DATA



18" SQUARE OCCASIONAL TABLE  
 SHOWN WITH OPTIONAL  
 POLISHED CHROME LEGS



36" ROUND COFFEE TABLE SHOWN  
 WITH OPTIONAL POLISHED  
 CHROME LEGS AND POWER/DATA

## MODEL / DESCRIPTION / LIST PRICING

### TRENO | OCCASIONAL | SQUARE



SQUARE

Model Number	Table Top Size	Legs	Table Height	Shipping Weight.	LAMINATE	VENEER
TR18S	18" x 18" sq.	4 legs	17"	25 lbs.	\$1944	\$2136
TR27S	27" x 27" sq.	4 legs	17"	35 lbs.	\$2207	\$2400
TR30S	30" x 30" sq.	4 legs	17"	41 lbs.	\$2252	\$2445
TR36S	36" x 36" sq.	4 legs	17"	50 lbs.	\$2630	\$3546

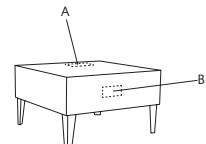
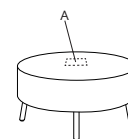
### TRENO | OCCASIONAL | ROUND



ROUND

Model Number	Table Top Size	Legs	Table Height	Shipping Weight.	LAMINATE	VENEER
TR18D	18" dia.	4 legs	17"	22 lbs.	\$1814	\$1945
TR24D	24" dia.	4 legs	17"	29 lbs.	\$2098	\$2305
TR30D	30" dia.	4 legs	17"	37 lbs.	\$2202	\$2423
TR36D	36" dia.	4 legs	17"	45 lbs.	\$2614	\$3546

Please specify placement of electrical box for upholstered units or occasional tables  
 On rectangular coffee tables, please specify electrical placement on long side or short side



## OPTIONS

Add upcharge to list price and code to model number

2LC	2 Color Laminate option	\$164	per top
STH-C	Special Table Height - Cube Table	\$255	per top
PC	Polished Chrome Legs	\$45	ea.

WDL	Metal/Wood Legs	\$45	ea.
WDL-C	Chrome/Wood Legs	\$79	ea.
GD1	Ratchet Ganging Device for Soft Seating	\$75	per pair


 WEDGE TABLE WITH OPTIONAL  
 POLISHED CHROME/WOOD LEGS

**MODEL / DESCRIPTION / LIST PRICING**
**TRENO | OCCASIONAL | RECTANGLE**


RECTANGLE

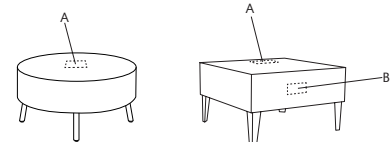
Model Number	Table Top Size	Legs	Table Height	Shipping Weight.	LAMINATE	VENEER
TR1426	14" x 26"	4 legs	15"	25 lbs.	\$2105	\$2317
TR2442	24" x 42"	4 legs	17"	47 lbs.	\$2201	\$2311
TR2460	24" x 60"	4 legs	17"	52 lbs.	\$2539	\$2665
TR3042	30" x 42"	4 legs	17"	57 lbs.	\$2539	\$2665
TR3060	30" x 60"	4 legs	17"	65 lbs.	\$2879	\$3022

**TRENO | OCCASIONAL | WEDGE**


WEDGE

Model Number	Table Top Size	Legs	Table Height	Shipping Weight.	LAMINATE	VENEER
TR20W	20° wedge	4 legs	15"	30 lbs.	\$1532	\$1607

Please specify placement of electrical box for upholstered units or occasional tables  
 On rectangular coffee tables, please specify electrical placement on long side or short side


**OPTIONS**

Add upcharge to list price and code to model number

2LC	2 Color Laminate option	\$164	per top
STH-C	Special Table Height - Cube Table	\$255	per top
PC	Polished Chrome Legs	\$45	ea.

WDL	Metal/Wood Legs	\$45	ea.
WDL-C	Chrome/Wood Legs	\$79	ea.
GD1	Ratchet Ganging Device for Soft Seating	\$75	per pair

**TRUMPET**

Trumpet has a cast iron round base. Available in café and bar height with optional resin edges for laminate tops.



24" SQUARE CAFÉ TABLE



24" ROUND BAR HEIGHT TABLE

## ORDERING INFORMATION

- |                                            |                               |
|--------------------------------------------|-------------------------------|
| 1) Series Name                             | 6) Laminate Selection and No. |
| 2) Model Number                            | 7) Edge Style Code and Color  |
| 3) Size                                    | 8) Wood Species               |
| 4) Quantity                                | 9) Wood Edge Stain Color      |
| 5) Frame Color                             | 10) Optional Items            |
| (Hammertone or textured paint recommended) |                               |

## TRUMPET SPECIFICATIONS

**Column:** 3" round 14 gauge steel tubing

**Base:** Base is made of 24" or 30" base spread diameter G:20 top quality cast iron.

**Plate:** 14" X 14" square, 24" x 24" square

**Glides:** Plastic glides

**Assembly:** The base plate and spider are attached together with a 1/2"- 13 threaded tie rod and flange nut. Base mounts to top with 1/4"- 20 machine screws into metal inserts, NO WOOD SCREWS ARE USED.

## STANDARD BASE FINISHES

**Trumpet Base:** Standard Powder Coat

## TABLE TOP SPECIFICATIONS

### Table Tops

Table top core is CARB Phase I & Phase II Compliant. Laminate, wood veneer and phenolic backing are glued with water based adhesives.

### Laminate or Wood Tops

Laminate or Wood tops are 1.25" thick offered in round and square.

## COLOR / EDGE SELECTIONS

### Laminate/Veneer Selections

ERG offers over 1000 standard laminate choices from Nevamar, Wilsonart, Formica and Pionite. Wood veneer is available in transparent stain colors - custom stain matching available for an upcharge.

### Table Edge Selections

ERG offers a wide variety of table top edge materials including PVC, wood, aluminum and resin/urethane.

Special Edge Note: When ganging or butting tables together, ERG recommends using 3MM flat edge or flat wood edge. Square tables using **T-MOLD** edge will have a 3" radius on all corners.

## OPTIONS

- CODE: RP - Painted Foot Ring for Bar Height
- CODE: STH - Special Table Height (other than 29" or 42")
- CODE: GD3 - Flat Ganging Device for Café & Training Tables
- CODE: RAD - 3" Radius Corners for 3MM Edge



60" ROUND CAFÉ TABLE

**MODEL / DESCRIPTION / LIST PRICING**
**TRUMPET | CAFÉ | ROUND**

**ROUND**

Model Number	Table Top Size	Base Spread	Table Height	Shpg. Wght.	LAMINATE TOP ASSORTED EDGES							VENEER TOP	
					GRP 1	GRP 2	GRP 3	GRP 4	GRP 5	GRP 6	GRP 7	GRP 8	GRP 9
HTRM36D	36" Dia.	24"	29"	82	\$976	\$1006	\$1129	\$1206	\$1434	\$1625	\$1854	\$3031	\$3686
HTRM42D	42" Dia.	24"	29"	110	\$1041	\$1075	\$1217	\$1307	\$1575	\$1798	\$2066	\$3289	\$3950
HTRM48D	48" Dia.	30"	29"	130	\$1093	\$1136	\$1298	\$1401	\$1711	\$1967	\$2276	\$3531	\$4183
HTRM54D	54" Dia.	30"	29"	145	\$1478	\$1538	\$1775	\$1922	\$2367	\$2738	\$3180	\$4845	\$5681
HTRM60D	60" Dia.	30"	29"	160	\$1600	\$1670	\$1946	\$2118	\$2636	\$3066	\$3583	\$5338	\$6183

**TRUMPET | CAFÉ | SQUARE**

**SQUARE**

Model Number	Table Top Size	Base Spread	Table Height	Shpg. Wght.	LAMINATE TOP ASSORTED EDGES							VENEER TOP	
					GRP 1	GRP 2	GRP 3	GRP 4	GRP 5	GRP 6	GRP 7	GRP 8	GRP 9
HTRM36S	36" Sq.	24"	29"	103	\$977	\$1008	\$1130	\$1208	\$1436	\$1628	\$1855	\$3035	\$3693
HTRM42S	42" Sq.	24"	29"	130	\$1095	\$1132	\$1280	\$1371	\$1645	\$1874	\$2147	\$3450	\$4156
HTRM48S	48" Sq.	30"	29"	148	\$1275	\$1318	\$1488	\$1597	\$1915	\$2185	\$2506	\$4016	\$4835

**TRUMPET | BAR HEIGHT | ROUND**

**ROUND**

Model Number	TableTop Size	Base Spread	Table Height	Shpg. Wght.	LAMINATE TOP ASSORTED EDGES							VENEER TOP	
					GRP 1	GRP 2	GRP 3	GRP 4	GRP 5	GRP 6	GRP 7	GRP 8	GRP 9
HTRMH30D	30" Dia.	24"	42"	90	\$1052	\$1083	\$1177	\$1304	\$1601	\$1679	\$1837	\$3256	\$4477
HTRMH36D	36" Dia.	24"	42"	110	\$1413	\$1451	\$1570	\$1726	\$2096	\$2196	\$2390	\$4314	\$5986

Note: Other bar height sizes available. Call for pricing.

**OPTIONS**

Add upcharge to list price and code to model number

RP	Painted Footring	\$145	per base	GD3	Flat Ganging Device for Café & Training Tables	\$137	per pair
STH	Special Table Height (other than 29" or 42")	\$197	per base	RAD	3" Radius Corners for 3MM Edge	\$262	per table



## VALENCIA TABLE OF CONTENTS

Valencia Specifications.....	2
Options .....	3
Valencia Standard Seat Pricing .....	4
Valencia Boxcar Seat Pricing.....	6
Valencia Multiple Seat Pricing.....	8
Valencia Lounge Pricing.....	12



**VALENCIA COLLECTION**

Valencia offers stylish upholstered guest seating available in wood or metal frames with a choice of standard or boxcar seat cushion. This versatile line offers multiple, lounge and patient seating for a range of applications.



VALENCIA WOOD ARM CHAIR  
FEATURING WALL SAVER DESIGN



VALENCIA METAL ARM CHAIR  
WITH BOXCAR SEAT

**ORDERING INFORMATION**

**To Order Please Specify:**

- 1) Series Name
- 2) Model Number
- 3) Quantity
- 4) Arm Cap Selection / Finish
- 5) Frame Color / Finish
- 6) Fabric Grade & Number
- 7) Optional Items

**MULTIPLE SEATING**

WOOD CHAIRS	WEIGHT LIMIT
Per Seat	350 lbs.
Bariatric	500 lbs.

METAL CHAIRS	WEIGHT LIMIT
Per Seat	500 lbs.
Bariatric	750 lbs.

**LOUNGE**

SOFT SEATING	WEIGHT LIMIT
1 Seat	500 lbs.
2 Seat	1000 lbs.
3 Seat	1500 lbs.

**STANDARD BASE FINISHES**

**Metal:** Powder Coat  
**Wood:** Standard Wood Stain



VALENCIA  
FEATURES A  
CLEAN OUT FOR  
EASY CARE AND  
MAINTENANCE

**GENERAL SPECIFICATIONS**

**Upholstery**

High resiliency foam is being used.  
Adjustable glides optional.

**Frame**

**Back (for metal frame only):** Tongue & groove hardwood construction. Webbing installed and high-resiliency foam bonded to wood frame. Concealed back attachment to frame.

**Seat (for metal frame only):** No-sag spring installed. Helicoil springs attached to spring and high resiliency foam is bonded to wood frame.

**Underseat:**

**Metal:** Steel welded frame, welded to legs and metal apron. Tested for 750 lbs single seat, 1000 lbs bariatric.

**Wood:** Steel welded frame with machine screwed attached to wood frame. Tested for 750 lbs single seat, 1000 lbs bariatric.

**Solid Surface**

Stock solid surface top is available in:  
Corian Bone, Canyon, Glacier White, and Silver Grey

**Base Details**

**Metal:** Rectangular steel tubing, fully fabricated and welded with built-in wall saver leg design.

**Wood:** All hardwood frame with built-in wall saver leg design.



## OPTIONS

- CODE: FR - CAL133 Fire Retardant (TB 133)
- CODE: MB - Moisture Barrier (up to 60" overall width)
- CODE: MB60 - Moisture Barrier (over 60" overall width)
- CODE: 2FO/C - Two Fabric Option (per seat)
- CODE: VMAC2 - Arm Caps, Black Polyurethane
- CODE: VMAC3 - Arm Caps, Charcoal Polyurethane
- CODE: VMAC4 - Arm Caps, White Solid Surface (Glacier White by Corian)
- CODE: VMAC5 - Arm Caps, Brown Solid Surface (Canyon by Corian)
- CODE: VMAC7 - Arm Caps, Beige Solid Surface (Bone by Corian)
- CODE: VMAC8 - Arm Caps, Gray Solid Surface (Silver Grey by Corian)
- CODE: VMAC6 - Arm Caps, Solid Wood
- CODE: AG - Adjustable Glides
- CODE: FM - Floor Mount (metal frame only)

**Note: The "VM" code is for both Metal and Wood Frame products.**



DIMENSIONS	Arm Chair	Bariatric Chair
Seat Width:	19"	30"
Seat Depth:	19"	19"
Seat Height:	17.5"	17.5"
Back Height:	35"	35"
Arm Height:	25.5"	25.5"
Overall Width:	27"	35"
Overall Depth:	25"	25"
Qty./Wt. per carton:	1 ea./33 lbs.	1 ea./36 lbs.



VALENCIA METAL FRAME  
BARIATRIC ARM CHAIR

### MODEL / DESCRIPTION / LIST PRICING



#### 3510M Metal Arm Chair - Standard Seat

COM Yardage: 2.25 Yds. Seat 1 Yd. / Back 1.25 Yds.

COM	GR1	GR2	GR3	GR4	GR5	GR6	GR7	GR8	GR9	GR10	LEA
\$1454	\$1558	\$1620	\$1686	\$1753	\$1824	\$1895	\$1972	\$2050	\$2133	\$2217	\$2620



#### 3512M Metal Bariatric - Standard Seat

COM Yardage: 3. Yds. Seat 1.25 Yds. / Back 1.5 Yds.

COM	GR1	GR2	GR3	GR4	GR5	GR6	GR7	GR8	GR9	GR10	LEA
\$1724	\$1845	\$1921	\$1997	\$2077	\$2159	\$2248	\$2338	\$2430	\$2526	\$2626	\$3106

### OPTIONS

Add upcharge to list price and code to model number

AG	Adjustable Glide	\$25	/pair
FR	CAL133 Fire Retardant (TB 133) per yard	\$118	/yd.
MB	Moisture Barrier (up to 60" overall width)	\$164	ea.
2FO/C	2 Fabric Option	\$67	per seat
VMAC2	Polyurethane Arm Caps - Black	\$78	ea.
VMAC3	Polyurethane Arm Caps - Charcoal	\$78	ea.

VMAC4	Solid Surface Arm Caps - White	\$141	ea.
VMAC5	Solid Surface Arm Caps - Brown	\$141	ea.
VMAC7	Solid Surface Arm Caps - Beige	\$141	ea.
VMAC8	Solid Surface Arm Caps - Gray	\$141	ea.
VMAC6	Solid Wood Arm Caps	\$105	ea.
FM	Floor Mount - per unit	\$128	

DIMENSIONS	Arm Chair	Bariatric Chair
Seat Width:	19"	30"
Seat Depth:	19"	19"
Seat Height:	17.5"	17.5"
Back Height:	35"	35"
Arm Height:	25.5"	25.5"
Overall Width:	27"	35"
Overall Depth:	25"	25"
Qty./Wt. per carton:	1 ea./33 lbs.	1 ea./36 lbs.



VALENCIA WOOD FRAME  
BARIATRIC

### MODEL / DESCRIPTION / LIST PRICING



#### 3510W Wood Arm Chair - Standard Seat

COM Yardage: 2.25 Yds. Seat 1 Yd. / Back 1.25 Yds.

COM	GR1	GR2	GR3	GR4	GR5	GR6	GR7	GR8	GR9	GR10	LEA
\$1346	\$1441	\$1497	\$1558	\$1620	\$1686	\$1752	\$1824	\$1895	\$1971	\$2050	\$2423



#### 3512W Wood Bariatric Chair - Standard Seat

COM Yardage: 2.75 Yds. Seat 1.25 Yds. / Back 1.5 Yds.

COM	GR1	GR2	GR3	GR4	GR5	GR6	GR7	GR8	GR9	GR10	LEA
\$1616	\$1727	\$1797	\$1870	\$1944	\$2022	\$2103	\$2187	\$2275	\$2366	\$2462	\$2909

### OPTIONS

Add upcharge to list price and code to model number

AG	Adjustable Glide	\$25	/pair
FR	CAL133 Fire Retardant (TB 133) per yard	\$118	/yd.
MB	Moisture Barrier (up to 60" overall width)	\$164	ea.
2FO/C	2 Fabric Option	\$67	per seat
VMAC2	Polyurethane Arm Caps - Black	\$78	ea.
VMAC3	Polyurethane Arm Caps - Charcoal	\$78	ea.

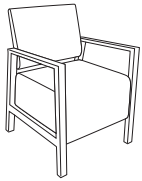
VMAC4	Solid Surface Arm Caps - White	\$141	ea.
VMAC5	Solid Surface Arm Caps - Brown	\$141	ea.
VMAC7	Solid Surface Arm Caps - Beige	\$141	ea.
VMAC8	Solid Surface Arm Caps - Gray	\$141	ea.
VMAC6	Solid Wood Arm Caps	\$105	ea.

DIMENSIONS	Arm Chair	Bariatric Chair
Seat Width:	19"	30"
Seat Depth:	19"	19"
Seat Height:	17.5"	17.5"
Back Height:	35"	35"
Arm Height:	25.5"	25.5"
Overall Width:	27"	35"
Overall Depth:	25"	25"
Qty./Wt. per carton:	1 ea./45 lbs.	1 ea./48 lbs.



VALENCIA METAL FRAME ARM CHAIR WITH BOXCAR SEAT


### MODEL / DESCRIPTION / LIST PRICING



#### 3520M Metal Arm Chair - Boxcar Seat

COM Yardage: 2.75 Yds. Seat 1.5 Yd. / Back 1.25 Yds.

COM	GR1	GR2	GR3	GR4	GR5	GR6	GR7	GR8	GR9	GR10	LEA
\$1932	\$2068	\$2150	\$2236	\$2326	\$2419	\$2515	\$2615	\$2723	\$2830	\$2943	\$3478



#### 3522M Metal Arm Bariatric - Boxcar Seat

COM Yardage: 3.5 Yds. Seat 2 Yds. / Back 1.5 Yds.

COM	GR1	GR2	GR3	GR4	GR5	GR6	GR7	GR8	GR9	GR10	LEA
\$2200	\$2353	\$2446	\$2547	\$2648	\$2754	\$2865	\$2980	\$3097	\$3222	\$3349	\$3962

### OPTIONS

Add upcharge to list price and code to model number

AG	Adjustable Glide	\$25	/pair
FR	CAL133 Fire Retardant (TB 133) per yard	\$118	/yd.
MB	Moisture Barrier (up to 60" overall width)	\$164	ea.
2FO/C	2 Fabric Option	\$67	per seat
VMAC2	Polyurethane Arm Caps - Black	\$78	ea.
VMAC3	Polyurethane Arm Caps - Charcoal	\$78	ea.

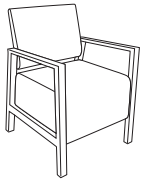
VMAC4	Solid Surface Arm Caps - White	\$141	ea.
VMAC5	Solid Surface Arm Caps - Brown	\$141	ea.
VMAC7	Solid Surface Arm Caps - Beige	\$141	ea.
VMAC8	Solid Surface Arm Caps - Gray	\$141	ea.
VMAC6	Solid Wood Arm Caps	\$105	ea.
FM	Floor Mount - per unit	\$128	

DIMENSIONS	Arm Chair	Bariatric Chair
Seat Width:	19"	30"
Seat Depth:	19"	19"
Seat Height:	17.5"	17.5"
Back Height:	35"	35"
Arm Height:	25.5"	25.5"
Overall Width:	26"	35"
Overall Depth:	25"	25"
Qty./Wt. per carton:	1 ea./45 lbs.	1 ea./48 lbs.



VALENCIA WOOD FRAME ARM  
CHAIR WITH BOXCAR SEAT


### MODEL / DESCRIPTION / LIST PRICING



**3520W** Wood Arm Chair - Boxcar Seat

COM Yardage: 2.75 Yds. Seat 1.5 Yd. / Back 1.25 Yds.

COM	GR1	GR2	GR3	GR4	GR5	GR6	GR7	GR8	GR9	GR10	LEA
\$1824	\$1949	\$2026	\$2109	\$2192	\$2281	\$2371	\$2468	\$2565	\$2667	\$2774	\$3280



**3522W** Wood Arm Bariatric - Boxcar Seat

COM Yardage: 3.5 Yds. Seat 2 Yds. / Back 1.5 Yds.

COM	GR1	GR2	GR3	GR4	GR5	GR6	GR7	GR8	GR9	GR10	LEA
\$2095	\$2241	\$2333	\$2425	\$2521	\$2623	\$2729	\$2837	\$2950	\$3068	\$3192	\$3772

### OPTIONS

Add upcharge to list price and code to model number

AG	Adjustable Glide	\$25	/pair
FR	CAL133 Fire Retardant (TB 133) per yard	\$118	/yd.
MB	Moisture Barrier (up to 60" overall width)	\$164	ea.
2FO/C	2 Fabric Option	\$67	per seat
VMAC2	Polyurethane Arm Caps - Black	\$78	ea.
VMAC3	Polyurethane Arm Caps - Charcoal	\$78	ea.

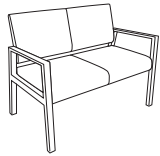
VMAC4	Solid Surface Arm Caps - White	\$141	ea.
VMAC5	Solid Surface Arm Caps - Brown	\$141	ea.
VMAC7	Solid Surface Arm Caps - Beige	\$141	ea.
VMAC8	Solid Surface Arm Caps - Gray	\$141	ea.
VMAC6	Solid Wood Arm Caps	\$105	ea.

DIMENSIONS	Two Seat Lounge	Two Seat Center Arm	Three Seat Center Arms
Seat Width:	44"	19" ea.	19" ea.
Seat Depth:	19"	19"	19"
Seat Height:	17.5"	17.5"	17.5"
Back Height:	35"	35"	35"
Arm Height:	25.5"	25.5"	25.5"
Overall Width:	49"	51.5"	76"
Overall Depth:	28"	28"	28"
Qty./Wt. per carton:	1 ea./60 lbs.	1 ea./62 lbs.	1 ea./93 lbs.



VALENCIA METAL  
TWO SEAT UNIT W/ CENTER ARM

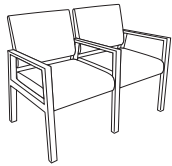
### MODEL / DESCRIPTION / LIST PRICING



#### 3514M Metal Two-Seat Lounge - Standard Seat

COM Yardage: 4 Yds. Seat 2 Yds. / Back 2 Yds.

COM	GR1	GR2	GR3	GR4	GR5	GR6	GR7	GR8	GR9	GR10	LEA
\$2468	\$2641	\$2746	\$2857	\$2969	\$3088	\$3211	\$3341	\$3472	\$3611	\$3757	\$4442

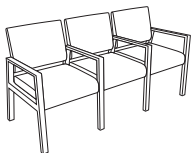


#### 3515M Metal Two-Seat Lounge with Center Arm - Standard Seat

COM Yardage: 4 Yds. Seat 2 Yds. / Back 2 Yds.

COM	GR1	GR2	GR3	GR4	GR5	GR6	GR7	GR8	GR9	GR10	LEA
\$2652	\$2837	\$2950	\$3068	\$3192	\$3320	\$3454	\$3590	\$3734	\$3883	\$4039	\$4774

**Note:** unit has 3 pairs of legs



#### 3516M Metal Three-Seat Lounge with Center Arms - Standard Seat

COM Yardage: 6 Yds. Seat 3 Yds. / Back 3 Yds.

COM	GR1	GR2	GR3	GR4	GR5	GR6	GR7	GR8	GR9	GR10	LEA
\$3728	\$3988	\$4147	\$4314	\$4487	\$4666	\$4851	\$5047	\$5249	\$5458	\$5677	\$6710

**Note:** unit has 4 pairs of legs

### OPTIONS

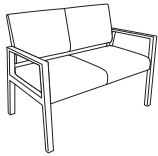
Add upcharge to list price and code to model number

AG	Adjustable Glide	\$25	/pair
FR	CAL133 Fire Retardant (TB 133) per yard	\$118	/yd.
MB	Moisture Barrier (up to 60" overall width)	\$164	ea.
MB60	Moisture Barrier (over 60" overall width)	\$262	ea.
2FO/C	2 Fabric Option	\$67	per seat
VMAC2	Polyurethane Arm Caps - Black	\$78	ea.
VMAC3	Polyurethane Arm Caps - Charcoal	\$78	ea.

VMAC4	Solid Surface Arm Caps - White	\$141	ea.
VMAC5	Solid Surface Arm Caps - Brown	\$141	ea.
VMAC7	Solid Surface Arm Caps - Beige	\$141	ea.
VMAC8	Solid Surface Arm Caps - Gray	\$141	ea.
VMAC6	Solid Wood Arm Caps	\$105	ea.
FM	Floor Mount - per unit	\$128	

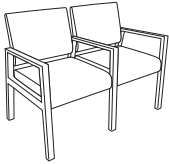
DIMENSIONS	Two Seat Lounge	Two Seat Center Arm	Three Seat Lounge
Seat Width:	44"	19" ea.	19" ea.
Seat Depth:	19"	19"	19"
Seat Height:	17.5"	17.5"	17.5"
Back Height:	35"	35"	35"
Arm Height:	25.5"	25.5"	25.5"
Overall Width:	49"	51.5"	76"
Overall Depth:	28"	28"	28"
Qty./Wt. per carton:	1 ea./60 lbs.	1 ea./62 lbs.	1 ea./93 lbs.


 VALENCIA WOOD  
 THREE SEAT UNIT

**MODEL / DESCRIPTION / LIST PRICING**

**3514W** Wood Two-Seat - Standard Seat

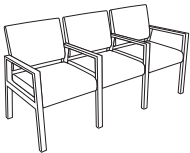
COM Yardage: 4.5 Yds. Seat 2 Yds. / Back 2.5 Yds.

COM	GR1	GR2	GR3	GR4	GR5	GR6	GR7	GR8	GR9	GR10	LEA
\$2355	\$2520	\$2620	\$2727	\$2834	\$2949	\$3067	\$3189	\$3318	\$3449	\$3588	\$4240


**3515W** Wood Two-Seat with Center Arm - Standard Seat

COM Yardage: 4.5 Yds. Seat 2 Yds. / Back 2.5 Yds.

COM	GR1	GR2	GR3	GR4	GR5	GR6	GR7	GR8	GR9	GR10	LEA
\$2491	\$2663	\$2772	\$2880	\$2998	\$3117	\$3243	\$3371	\$3508	\$3647	\$3792	\$4484

**Note:** unit has 3 pairs of legs

**3516W** Wood Three-Seat with Center Arms - Standard Seat

COM Yardage: 6 Yds. Seat 3 Yds. / Back 3 Yds.

COM	GR1	GR2	GR3	GR4	GR5	GR6	GR7	GR8	GR9	GR10	LEA
\$3498	\$3744	\$3895	\$4051	\$4213	\$4380	\$4556	\$4737	\$4928	\$5126	\$5330	\$6299

**Note:** unit has 4 pairs of legs

**OPTIONS**

Add upcharge to list price and code to model number

AG	Adjustable Glide	\$25	/pair
FR	CAL133 Fire Retardant (TB 133) per yard	\$118	/yd.
MB	Moisture Barrier (up to 60" overall width)	\$164	ea.
MB60	Moisture Barrier (over 60" overall width)	\$262	ea.
2FO/C	2 Fabric Option	\$67	per seat
VMAC2	Polyurethane Arm Caps - Black	\$78	ea.

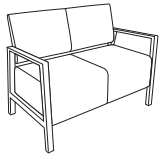
VMAC3	Polyurethane Arm Caps - Charcoal	\$78	ea.
VMAC4	Solid Surface Arm Caps - White	\$141	ea.
VMAC5	Solid Surface Arm Caps - Brown	\$141	ea.
VMAC7	Solid Surface Arm Caps - Beige	\$141	ea.
VMAC8	Solid Surface Arm Caps - Gray	\$141	ea.

DIMENSIONS	Two Seat Lounge	Two Seat Center Arm	Three Seat Lounge
Seat Width:	44"	19" ea.	19" ea.
Seat Depth:	19"	19"	19"
Seat Height:	17.5"	17.5"	17.5"
Back Height:	35"	35"	35"
Arm Height:	25.5"	25.5"	25.5"
Overall Width:	49"	51.5"	76"
Overall Depth:	28"	28"	28"
Qty./Wt. per carton:	1 ea./90 lbs.	1 ea./92 lbs.	1 ea./135 lbs.



VALENCIA METAL  
THREE SEAT UNIT WITH BOXCAR SEAT

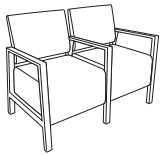
### MODEL / DESCRIPTION / LIST PRICING



#### 3524M Metal Two-Seat Lounge - Boxcar Seat

COM Yardage: 5.5 Yds. Seat 3 Yds. / Back 2.5 Yds.

COM	GR1	GR2	GR3	GR4	GR5	GR6	GR7	GR8	GR9	GR10	LEA
\$3039	\$3252	\$3383	\$3517	\$3658	\$3805	\$3955	\$4114	\$4278	\$4452	\$4630	\$5473

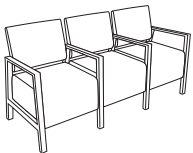


#### 3525M Metal Two-Seat Lounge with Center Arm - Boxcar Seat

COM Yardage: 5.5 Yds. Seat 3 Yds. / Back 2.5 Yds.

COM	GR1	GR2	GR3	GR4	GR5	GR6	GR7	GR8	GR9	GR10	LEA
\$3317	\$3545	\$3687	\$3836	\$3989	\$4147	\$4314	\$4488	\$4667	\$4853	\$5048	\$5964

**Note:** unit has 3 pairs of legs



#### 3526M Metal Three-Seat Lounge with Center Arms - Boxcar Seat

COM Yardage: 7.5 Yds. Seat 4.5 Yds. / Back 3 Yds.

COM	GR1	GR2	GR3	GR4	GR5	GR6	GR7	GR8	GR9	GR10	LEA
\$4519	\$4835	\$5029	\$5227	\$5436	\$5655	\$5881	\$6118	\$6362	\$6616	\$6879	\$8131

**Note:** unit has 4 pairs of legs

### OPTIONS

Add upcharge to list price and code to model number

AG	Adjustable Glide	\$25	/pair
FR	CAL133 Fire Retardant (TB 133) per yard	\$118	/yd.
MB	Moisture Barrier (up to 60" overall width)	\$164	ea.
MB60	Moisture Barrier (over 60" overall width)	\$262	ea.
2FO/C	2 Fabric Option	\$67	per seat
VMAC2	Polyurethane Arm Caps - Black	\$78	ea.
VMAC3	Polyurethane Arm Caps - Charcoal	\$78	ea.

VMAC4	Solid Surface Arm Caps - White	\$141	ea.
VMAC5	Solid Surface Arm Caps - Brown	\$141	ea.
VMAC7	Solid Surface Arm Caps - Beige	\$141	ea.
VMAC8	Solid Surface Arm Caps - Gray	\$141	ea.
VMAC6	Solid Wood Arm Caps	\$105	ea.
FM	Floor Mount - per unit	\$128	

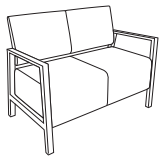


DIMENSIONS	Two Seat Lounge	Two Seat Center Arm	Three Seat Lounge
Seat Width:	44"	19" ea.	19" ea.
Seat Depth:	19"	19"	19"
Seat Height:	17.5"	17.5"	17.5"
Back Height:	35"	35"	35"
Arm Height:	25.5"	25.5"	25.5"
Overall Width:	49"	51.5"	76"
Overall Depth:	28"	28"	28"
Qty./Wt. per carton:	1 ea./90 lbs.	1 ea./92 lbs.	1 ea./135 lbs.



VALENCIA WOOD TWO SEAT  
UNIT WITH BOXCAR SEAT

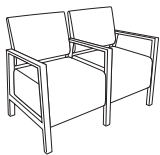
### MODEL / DESCRIPTION / LIST PRICING



#### 3524W Wood Two-Seat - Boxcar Seat

COM Yardage: 5.5 Yds. Seat 3 Yds. / Back 2.5 Yds.

COM	GR1	GR2	GR3	GR4	GR5	GR6	GR7	GR8	GR9	GR10	LEA
\$2824	\$3022	\$3145	\$3268	\$3398	\$3537	\$3677	\$3822	\$3979	\$4136	\$4302	\$5084

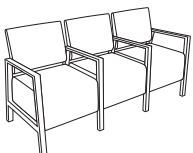


#### 3525W Wood Two-Seat with Center Arm - Boxcar Seat

COM Yardage: 5.5 Yds. Seat 3 Yds. / Back 2.5 Yds.

COM	GR1	GR2	GR3	GR4	GR5	GR6	GR7	GR8	GR9	GR10	LEA
\$3097	\$3317	\$3448	\$3587	\$3728	\$3878	\$4033	\$4193	\$4362	\$4536	\$4717	\$5574

**Note:** unit has 3 pairs of legs



#### 3526W Wood Three-Seat with Center Arms - Boxcar Seat

COM Yardage: 7.5 Yds. Seat 4.5 Yds. / Back 3 Yds.

COM	GR1	GR2	GR3	GR4	GR5	GR6	GR7	GR8	GR9	GR10	LEA
\$4191	\$4486	\$4665	\$4850	\$5044	\$5247	\$5456	\$5674	\$5901	\$6137	\$6382	\$7544

**Note:** unit has 4 pairs of legs

### OPTIONS

Add upcharge to list price and code to model number

AG	Adjustable Glide	\$25	/pair
FR	CAL133 Fire Retardant (TB 133) per yard	\$118	/yd.
MB	Moisture Barrier (up to 60" overall width)	\$164	ea.
MB60	Moisture Barrier (over 60" overall width)	\$262	ea.
2FO/C	2 Fabric Option	\$67	per seat
VMAC2	Polyurethane Arm Caps - Black	\$78	ea.

VMAC3	Polyurethane Arm Caps - Charcoal	\$78	ea.
VMAC4	Solid Surface Arm Caps - White	\$141	ea.
VMAC5	Solid Surface Arm Caps - Brown	\$141	ea.
VMAC7	Solid Surface Arm Caps - Beige	\$141	ea.
VMAC8	Solid Surface Arm Caps - Gray	\$141	ea.

DIMENSIONS	Single Seat Lounge	Bariatric Lounge	Two Seat Lounge
Seat Width:	22"	30"	44"
Seat Depth:	19"	19"	19"
Seat Height:	17.5"	17.5"	17.5"
Back Height:	35"	35"	35"
Arm Height:	25.5"	25.5"	25.5"
Overall Width:	27"	35"	49"
Overall Depth:	28"	28"	28"
Qty./Wt. per carton:	1 ea./60 lbs.	1 ea./62 lbs.	1 ea./93 lbs.



VALENCIA METAL FRAME  
UPHOLSTERED LOUNGE

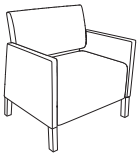
### MODEL / DESCRIPTION / LIST PRICING



#### 3530M Metal Single Seat Lounge

COM Yardage: 5.75 Yds. Seat 1.5 Yds. / Back 1.25 Yds. / Arms: 3 Yds.

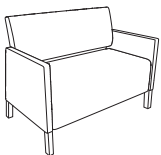
COM	GR1	GR2	GR3	GR4	GR5	GR6	GR7	GR8	GR9	GR10	LEA
\$2226	\$2382	\$2477	\$2575	\$2680	\$2787	\$2896	\$3014	\$3135	\$3261	\$3390	\$4007



#### 3531M Metal Bariatric Lounge

COM Yardage: 6.5 Yds. Seat 2 Yds. / Back 1.5 Yds. / Arms: 3 Yds.

COM	GR1	GR2	GR3	GR4	GR5	GR6	GR7	GR8	GR9	GR10	LEA
\$2615	\$2798	\$2911	\$3026	\$3148	\$3275	\$3407	\$3541	\$3683	\$3833	\$3984	\$4708



#### 3532M Metal Two Seat Lounge

COM Yardage: 7.5 Yds. Seat 2.5 Yds. / Back 2 Yds. / Arms: 3 Yds.

COM	GR1	GR2	GR3	GR4	GR5	GR6	GR7	GR8	GR9	GR10	LEA
\$3758	\$4019	\$4183	\$4349	\$4526	\$4705	\$4893	\$5088	\$5293	\$5504	\$5725	\$6765

### OPTIONS

Add upcharge to list price and code to model number

AG	Adjustable Glide	\$25	/pair
FR	CAL133 Fire Retardant (TB 133) per yard	\$118	/yd.
MB	Moisture Barrier (up to 60" overall width)	\$164	ea.
2FO/C	2 Fabric Option	\$67	per seat
VMAC2	Polyurethane Arm Caps - Black	\$78	ea.
VMAC3	Polyurethane Arm Caps - Charcoal	\$78	ea.

VMAC4	Solid Surface Arm Caps - White	\$141	ea.
VMAC5	Solid Surface Arm Caps - Brown	\$141	ea.
VMAC7	Solid Surface Arm Caps - Beige	\$141	ea.
VMAC8	Solid Surface Arm Caps - Gray	\$141	ea.
VMAC6	Solid Wood Arm Caps	\$105	ea.
FM	Floor Mount - per unit	\$128	

DIMENSIONS	Single Seat Lounge	Bariatric Lounge	Two Seat Lounge
Seat Width:	22"	30"	44"
Seat Depth:	19"	19"	19"
Seat Height:	17.5"	17.5"	17.5"
Back Height:	35"	35"	35"
Arm Height:	25.5"	25.5"	25.5"
Overall Width:	27"	35"	49"
Overall Depth:	28"	28"	28"
Qty./Wt. per carton:	1 ea./60 lbs.	1 ea./62 lbs.	1 ea./93 lbs.


 VALENCIA WOOD FRAME  
 UPHOLSTERED BARIATRIC LOUNGE

**MODEL / DESCRIPTION / LIST PRICING**

**3530W** Wood Single Seat Lounge

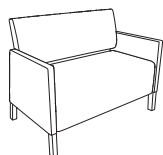
COM Yardage: 5.75 Yds. Seat 1.5 Yds. / Back 1.25 Yds. / Arms: 3 Yds.

COM	GR1	GR2	GR3	GR4	GR5	GR6	GR7	GR8	GR9	GR10	LEA
\$2189	\$2342	\$2436	\$2533	\$2635	\$2741	\$2851	\$2964	\$3084	\$3206	\$3335	\$3940


**3531W** Wood Bariatric Lounge

COM Yardage: 6.5 Yds. Seat 2 Yds. / Back 1.5 Yds. / Arms: 3 Yds.

COM	GR1	GR2	GR3	GR4	GR5	GR6	GR7	GR8	GR9	GR10	LEA
\$2578	\$2759	\$2870	\$2985	\$3104	\$3228	\$3359	\$3492	\$3631	\$3776	\$3929	\$4642


**3532W** Wood Two Seat Lounge

COM Yardage: 7.5 Yds. Seat 2.5 Yds. / Back 2 Yds. / Arms: 3 Yds.

COM	GR1	GR2	GR3	GR4	GR5	GR6	GR7	GR8	GR9	GR10	LEA
\$3722	\$3983	\$4143	\$4309	\$4480	\$4659	\$4847	\$5039	\$5242	\$5450	\$5670	\$6699

**OPTIONS**

Add upcharge to list price and code to model number

AG	Adjustable Glide	\$25	/pair
FR	CAL133 Fire Retardant (TB 133) per yard	\$118	/yd.
MB	Moisture Barrier (up to 60" overall width)	\$164	ea.
2FO/C	2 Fabric Option	\$67	per seat
VMAC2	Polyurethane Arm Caps - Black	\$78	ea.
VMAC3	Polyurethane Arm Caps - Charcoal	\$78	ea.

VMAC4	Solid Surface Arm Caps - White	\$141	ea.
VMAC5	Solid Surface Arm Caps - Brown	\$141	ea.
VMAC7	Solid Surface Arm Caps - Beige	\$141	ea.
VMAC8	Solid Surface Arm Caps - Gray	\$141	ea.
VMAC6	Solid Wood Arm Caps	\$105	ea.

**VELLA**

The Vella features a fully upholstered seat over a stylish cold injected urethane foam shell. Vella chairs are available with 4 Star Steel base and wood leg option and complements fully upholstered ottomans and occasional tables.



WOOD LEGS MID BACK WITH OTTOMAN

## ORDERING INFORMATION

### To Order Please Specify:

- 1) Series Name
  - 2) Model Number
  - 3) Quantity
  - 4) Fabric Grade and Number
  - 5) Wood Stain (for wood legs)
  - 6) Laminate Choice (table tops)
  - 7) Optional Items
- (Includes Tufting, Contrast Stitching and more)

SOFT SEATING	WEIGHT LIMIT
Metal Legs	500 lbs.
Wood Legs	350 lbs.

## STANDARD BASE FINISHES

**4-Star Swivel Base:** Polished Chrome or Black Textured  
**X-Base:** Polished Chrome or Black Textured  
**Wood Legs:** Standard Wood Stain, White Under Metal Frame

## OPTIONAL BASE FINISHES

**Wood Legs:** Black Under Metal Frame

## GENERAL SPECIFICATIONS

### Upholstery/Foam

Cold injected urethane molded foam with inner steel welded frame. Also additional padding when needed!! Nice Sit! Vella is fully upholstered and available with fabric, crypton, vinyl or approved COM. 3" wide arm rest. Tapered back design. Fabric must be pre-approved, please contact customer service.

### Graded-In & COM Fabric Testing

Due to the complexity of the upholstery process, please submit your Graded-in/COM for testing. A 10"x10" sample is required. **ALL FABRIC MUST BE PRE APPROVED.** Please see Approved Fabrics link under product webpage images.

### Chair Base Details

**4-Star Swivel Base:** 360° swivel, 28.5" diameter, solid steel blades welded to 2" diameter column and nylon glides installed.

**X-Base:** Fixed 18" diameter X-Base

**Wood Legs:** Solid Beech wood tapered leg. 3/8" steel plate counterbalance is attached for stability. Factory installed glides

### Ottoman Base Details

**X-Base:** Fixed 18" diameter X-Base

## OPTIONS

- CODE: FR - CAL 133 (TB 133) Fire Retardant
- CODE: MB - Moisture Barrier (up to 60" overall width)
- CODE: 2FO - Two Fabric Option (Ottoman Only)
- CODE: TFTV - Diamond Tufting for Vella
- CODE: VCS - Contrast Stitching for Vella
- CODE: VBL - Black Under Metal Frame (Wood Legs)

## TUFTING

Vella series chairs are available with diamond tufting.




diamond




VELLA - DIAMOND TUFTING DETAIL

## CONTRAST STITCHING


Vella series chairs are available with contrast stitching in several colors - recommended for use on vinyl and leather only.



WHITE STITCHING



RED STITCHING



SKY BLUE STITCHING

DIMENSIONS	4-Star Base Mid Back
Inside Width:	21.5"
Seat Height:	17"
Arm Height:	25"
Overall Depth:	26"
Overall Width:	27.5"
Overall Height:	34"
Qty./Wt. per carton:	1 ea./50 lbs.



MID BACK 4-STAR SWIVEL BASE  
SHOWN IN POLISHED CHROME

## MODEL / DESCRIPTION / LIST PRICING



### 1990-N Mid Back - 4-Star Swivel Base (Black Textured)

COM Yardage: 2.5 yards

COM	GR1	GR2	GR3	GR4	GR5	GR6	GR7	GR8	GR9	GR10	LEA
\$2540	\$2720	\$2826	\$2940	\$3059	\$3180	\$3308	\$3441	\$3579	\$3722	\$3869	\$4575

### 1990 Mid Back - 4-Star Swivel Base (Polished Chrome)

COM Yardage: 2.5 yards

COM	GR1	GR2	GR3	GR4	GR5	GR6	GR7	GR8	GR9	GR10	LEA
\$2619	\$2802	\$2915	\$3033	\$3153	\$3279	\$3411	\$3546	\$3691	\$3837	\$3990	\$4714

## OPTIONS

Add upcharge to list price and code to model number

FR	CAL 133 (TB 133) Fire Retardant - per yard	\$118	/yd.
MB	Moisture Barrier (up to 60" overall width)	\$164	ea.

TFTV	Vella Tufting - Diamond Pattern	\$194	
VCS	Vella Contrast Stitching	\$103	

DIMENSIONS	Ottoman 20"x20"
Overall Depth:	20"
Overall Width:	20"
Overall Height:	16"
Qty./Wt. per carton:	1 ea./20 lbs.



X-BASE OTTOMAN SHOWN IN BLACK



X-BASE OTTOMAN SHOWN IN  
POLISHED CHROME

**NOTE:** X-Base ottoman does not swivel

## MODEL / DESCRIPTION / LIST PRICING



### 1999-X X-Base Ottoman (Black Textured Fixed Base)

COM Yardage: Total: 1.5 Yds. / Sides: .75 Yds. / Top: .75 Yds.

COM	GR1	GR2	GR3	GR4	GR5	GR6	GR7	GR8	GR9	GR10	LEA
\$1176	\$1258	\$1311	\$1362	\$1417	\$1474	\$1533	\$1594	\$1658	\$1722	\$1792	\$2119



### 1999-XC X-Base Ottoman (Polished Chrome Fixed Base)

COM Yardage: Total: 1.5 Yds. / Sides: .75 Yds. / Top: .75 Yds.

COM	GR1	GR2	GR3	GR4	GR5	GR6	GR7	GR8	GR9	GR10	LEA
\$1205	\$1288	\$1340	\$1393	\$1448	\$1506	\$1566	\$1629	\$1694	\$1763	\$1833	\$2166

## OPTIONS

Add upcharge to list price and code to model number

FR	CAL 133 (TB 133) Fire Retardant - per yard	\$118	/yd.
MB	Moisture Barrier (up to 60" overall width)	\$164	ea.

VCS	Vella Contrast Stitching	\$103	
2FO	Two fabric option - Ottoman Only	\$131	

DIMENSIONS	Wood Legs Mid Back
Inside Width:	21"
Seat Height:	17"
Arm Height:	25.5"
Overall Depth:	26"
Overall Width:	27.5"
Overall Height:	34.5"
Qty./Wt. per carton:	1 ea./50 lbs.



MID BACK  
WOOD LEGS

### MODEL / DESCRIPTION / LIST PRICING



**1994** Wood Legs / Fixed Seat - Mid Back

COM Yardage: 2.5 yards

COM	GR1	GR2	GR3	GR4	GR5	GR6	GR7	GR8	GR9	GR10	LEA
\$2897	\$3101	\$3225	\$3354	\$3488	\$3627	\$3774	\$3923	\$4080	\$4243	\$4414	\$5216

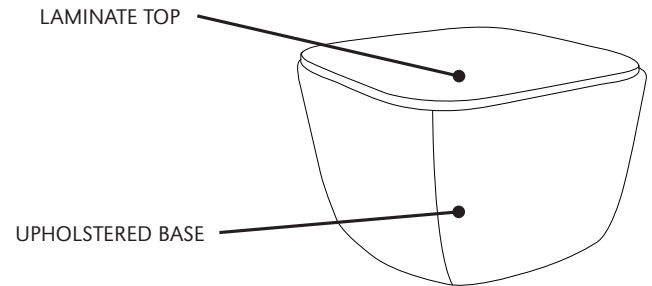
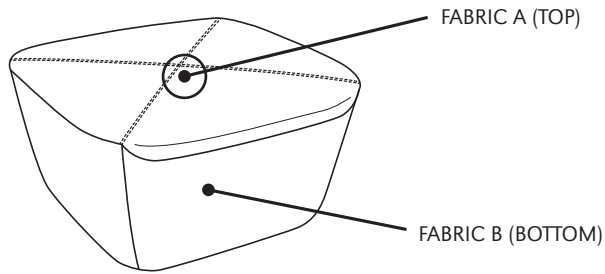
### OPTIONS

Add upcharge to list price and code to model number

FR	CAL 133 (TB 133) Fire Retardant - per yard	\$118	/yd.
MB	Moisture Barrier (up to 60" overall width)	\$164	ea.
TFTV	Vella Tufting - Diamond Pattern	\$194	

VCS	Vella Contrast Stitching	\$103	
VBL	Black Under Metal Frame (Wood Legs)	\$49	





20 X 17 FULLY UPHOLSTERED OTTOMAN  
WITH TWO FABRIC OPTION



30 X 30 UPHOLSTERED OCCASIONAL TABLE



DIMENSIONS	Ottoman 20"x17"	Ottoman 30" Sq.	Ottoman 42" Sq.	Ottoman 24"x42"
Overall Depth:	17"	30"	42"	24"
Overall Width:	20"	30"	42"	42"
Overall Height:	16"	16"	16"	16"
Qty./Wt. per carton:	1 ea./20 lbs.	1 ea./31 lbs.	1 ea./60 lbs.	1 ea./36 lbs.



UPHOLSTERED OTTOMAN



STITCHING DETAIL

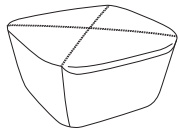
## MODEL / DESCRIPTION / LIST PRICING



### 1999 Ottoman 20"x17"

COM Yardage: Total: 2 Yds. / Sides: 1.25 Yds. / Top: .75 Yds.

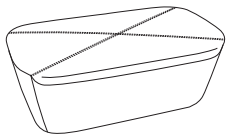
COM	GR1	GR2	GR3	GR4	GR5	GR6	GR7	GR8	GR9	GR10	LEA
\$1283	\$1363	\$1410	\$1462	\$1514	\$1570	\$1627	\$1687	\$1749	\$1814	\$1881	\$2198



### 1999-30 Ottoman 30" x 30"

COM Yardage: Total: 3.75 Yds. / Sides: 2.5 Yds. / Top: 1.25 Yds.

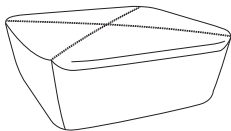
COM	GR1	GR2	GR3	GR4	GR5	GR6	GR7	GR8	GR9	GR10	LEA
\$1450	\$1550	\$1614	\$1678	\$1745	\$1814	\$1887	\$1962	\$2042	\$2123	\$2208	\$2609



### 1999-R Ottoman 24"x42"

COM Yardage: Total: 4.5 Yds. / Sides: 3.0 Yds. / Top: 1.5 Yds.

COM	GR1	GR2	GR3	GR4	GR5	GR6	GR7	GR8	GR9	GR10	LEA
\$1773	\$1896	\$1973	\$2051	\$2133	\$2219	\$2306	\$2400	\$2495	\$2596	\$2700	\$3189



### 1999-42 Ottoman 42" x 42"

COM Yardage: Total: 5 Yds. / Sides: 3.5 Yds. / Top: 1.5 Yds.

COM	GR1	GR2	GR3	GR4	GR5	GR6	GR7	GR8	GR9	GR10	LEA
\$2550	\$2688	\$2774	\$2861	\$2953	\$3048	\$3146	\$3250	\$3356	\$3469	\$3582	\$4130

## OPTIONS

Add upcharge to list price and code to model number

FR	CAL 133 (TB 133) Fire Retardant - per yard	\$118	/yd.
MB	Moisture Barrier (up to 60" overall width)	\$164	ea.

VCS	Vella Contrast Stitching	\$194	
2FO	Two fabric option - Ottoman Only	\$106	

## VELLA COLLECTION

### OCCASIONAL TABLE

#### UPHOLSTERED WITH LAMINATE TOP

DIMENSIONS	Ottoman 20"x17"	Ottoman 30" Sq.	Ottoman 42" Sq.	Ottoman 24"x42"
Overall Depth:	17"	30"	42"	24"
Overall Width:	20"	30"	42"	42"
Overall Height:	17"	17"	17"	17"
Qty./Wt. per carton:	1 ea./50 lbs.	1 ea./50 lbs.	1 ea./50 lbs.	1 ea./50 lbs.

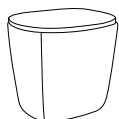
#### Laminate Top Note:

- Tops are 3/4" laminate
- Std with 6F multi-exposed core



UPHOLSTERED OCCASIONAL TABLES

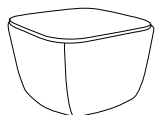
### MODEL / DESCRIPTION / LIST PRICING



#### 1998 Occasional Table 20"x17"

COM Yardage: 1.5 yards

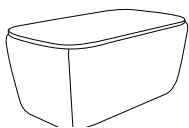
COM	GR1	GR2	GR3	GR4	GR5	GR6	GR7	GR8	GR9	GR10	LEA
\$1802	\$1905	\$1967	\$2032	\$2100	\$2170	\$2243	\$2317	\$2396	\$2478	\$2561	\$2965



#### 1998-30 Occasional Table 30" x 30"

COM Yardage: 2.5 yards

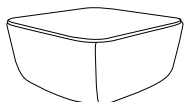
COM	GR1	GR2	GR3	GR4	GR5	GR6	GR7	GR8	GR9	GR10	LEA
\$2138	\$2262	\$2339	\$2417	\$2501	\$2587	\$2674	\$2765	\$2862	\$2963	\$3065	\$3558



#### 1998-R Occasional Table 24"x42"

COM Yardage: 3 yards

COM	GR1	GR2	GR3	GR4	GR5	GR6	GR7	GR8	GR9	GR10	LEA
\$2555	\$2706	\$2798	\$2893	\$2992	\$3096	\$3205	\$3317	\$3431	\$3554	\$3679	\$4274



#### 1998-42 Occasional Table 42" x 42"

COM Yardage: 3.5 yards

COM	GR1	GR2	GR3	GR4	GR5	GR6	GR7	GR8	GR9	GR10	LEA
\$3356	\$3520	\$3621	\$3726	\$3834	\$3947	\$4065	\$4187	\$4314	\$4447	\$4586	\$5236

### OPTIONS

Add upcharge to list price and code to model number

FR	CAL 133 (TB 133) Fire Retardant - per yard	\$118	/yd.
MB	Moisture Barrier (up to 60" overall width)	\$164	ea.

VCS	Vella Contrast Stitching	\$103	
-----	--------------------------	-------	--



VENTURA TABLE OF CONTENTS

Ventura Specifications and Options ..... 2

Ventura Guest Seat Pricing ..... 4

Ventura Multiple Seat Pricing ..... 6

#### VENTURA

Ventura offers stylish upholstered guest seating and is an environmentally preferred product.



#### WELDED STEEL CONSTRUCTION

Features a fully welded steel substructure for the ultimate in seating strength

#### SLIM PROFILE BACK

Slim profile back fits in tighter areas, ideal for waiting rooms

#### WALL SAVER DESIGN

Wall saver design helps protect walls & upholstery



VENTURA METAL

VENTURA WOOD

### ORDERING INFORMATION

#### To Order Please Specify:

- 1) Series Name
- 2) Model Number
- 3) Quantity
- 4) Arm Cap Selection / Finish
- 5) Polyurethane Arm Cap  
Black or Charcoal
- 6) Fabric Grade & Number
- 7) Optional Items
- 8) Wood Stain Finish Color
- 9) Frame Color / Finish

#### MULTIPLE SEATING

WOOD CHAIRS	WEIGHT LIMIT
Per Seat	350 lbs.
Bariatric	500 lbs.

METAL CHAIRS	WEIGHT LIMIT
Per Seat	500 lbs.
Bariatric	750 lbs.

#### LOUNGE

SOFT SEATING	WEIGHT LIMIT
1 Seat	500 lbs.
2 Seat	1000 lbs.
3 Seat	1500 lbs.

### GENERAL SPECIFICATIONS

#### Upholstery

High resiliency foam is being used. ERG uses only water based glues and adhesives in our upholstery process. Seat is covered in choice of fabric, vinyl, crypton, leather or COM. Adjustable glides installed.

#### Frame

##### Frame Construction:

**Metal** - 1"x2" rectangular steel tubing, fabricated and all welded with built-in wall saver design.

**Wood** - All hardwood with built-in wall saver design. Tongue & groove hardwood construction.

**Back:** Webbing installed and high-resiliency foam bonded to wood frame. Concealed back attachment to frame.

**Seat:** No-sag spring installed. Helicoil springs attached to spring and high resiliency foam is bonded to metal frame.

##### Underseat:

**Metal** - Steel welded frame, welded to legs and metal apron.

**Wood** - Steel welded frame with machine screws attached to wood frame.

### STANDARD BASE FINISHES

**Metal Base:** Standard Powder Coat

**Wood Base:** Standard Wood Stain

#### Standard Polyurethane Arm Caps (Wood Frame Only)



BLACK POLY ARM CAP — **VWAC2**



CHARCOAL POLY ARM CAP — **VWAC3**

## OPTIONS

### METAL FRAME (VM)

- CODE: FR - CAL 133 (TB 133) Fire Retardant
- CODE: MB - Moisture Barrier (up to 60" overall width)
- CODE: 2FO/C - Two Fabric Option (per seat)
- CODE: FM - Floor Mount
- CODE: VMAC2 - Arm Caps, Black Polyurethane
- CODE: VMAC3 - Arm Caps, Charcoal Polyurethane
- CODE: VMAC4 - Arm Caps, White Solid Surface (Glacier White by Corian)
- CODE: VMAC5 - Arm Caps, Brown Solid Surface (Canyon by Corian)
- CODE: VMAC7 - Arm Caps, Beige Solid Surface (Bone by Corian)
- CODE: VMAC8 - Arm Caps, Gray Solid Surface (Silver Grey by Corian)
- CODE: VMAC6 - Arm Caps, Solid Wood

### WOOD FRAME (VW)

- CODE: FR - CAL 133 (TB 133) Fire Retardant
- CODE: MB - Moisture Barrier (up to 60" overall width)
- CODE: MB60 - Moisture Barrier (over 60" overall width)
- CODE: 2FO/C - Two Fabric Option (per seat)
- CODE: FM - Floor Mount
- CODE: VWAC6 - Arm Cap, Wood
- CODE: AG - Adjustable Glides

### METAL FRAME



BLACK POLYURETHANE  
ARM CAP — **VMAC2**



CHARCOAL POLYURETHANE  
ARM CAP — **VMAC3**



WHITE SOLID SURFACE  
ARM CAP — **VMAC4**



BROWN SOLID SURFACE  
ARM CAP — **VMAC5**



BEIGE SOLID SURFACE  
ARM CAP — **VMAC7**



GRAY SOLID SURFACE  
ARM CAP — **VMAC8**



WOOD ARM CAP  
**VMAC6**

### WOOD FRAME



WOOD ARM CAP  
**VWAC6**

DIMENSIONS	Arm Chair	Bariatric Chair
Seat Width:	21"	30"
Seat Depth:	19"	19"
Seat Height:	18"	18"
Back Height:	35"	35"
Arm Height:	24.5"	24.5"
Overall Width:	25"	35"
Overall Depth:	27"	27"
Qty./Wt. per carton:	1 ea./55 lbs.	1 ea./85 lbs.



METAL BARIATRIC  
ARM CHAIR

### MODEL / DESCRIPTION / LIST PRICING



#### 3103 Metal - Arm Chair

COM Yardage: 2.25 Yds. Seat 1 Yd / Back 1.25 Yds.

COM	GR1	GR2	GR3	GR4	GR5	GR6	GR7	GR8	GR9	GR10	LEA
\$1675	\$1792	\$1863	\$1938	\$2016	\$2096	\$2180	\$2267	\$2358	\$2453	\$2548	\$3015



#### 3104 Metal - Bariatric Arm Chair

COM Yardage: 3 Yds. Seat 1.5 Yd. / Back 1.5 Yds.

COM	GR1	GR2	GR3	GR4	GR5	GR6	GR7	GR8	GR9	GR10	LEA
\$2031	\$2173	\$2259	\$2349	\$2443	\$2541	\$2644	\$2749	\$2858	\$2973	\$3093	\$3652

### OPTIONS

Add upcharge to list price and code to model number

FR	CAL 133 (TB 133) Fire Retardant per yard	\$118	/yd.
MB	Moisture Barrier (up to 60" overall width)	\$164	ea.
2FO/C	2 Fabric Option	\$67	per seat
VMAC2	Polyurethane Arm Caps - Black	\$78	ea.
VMAC3	Polyurethane Arm Caps - Charcoal	\$78	ea.
VMAC4	Solid Surface Arm Caps - White	\$141	ea.

VMAC5	Solid Surface Arm Caps - Brown	\$141	ea.
VMAC7	Solid Surface Arm Caps - Beige	\$141	ea.
VMAC8	Solid Surface Arm Caps - Gray	\$141	ea.
VMAC6	Solid Wood Arm Caps	\$105	ea.
FM	Floor Mount	\$128	



DIMENSIONS	Arm Chair	Patient Back Chair
Seat Width:	21"	21"
Seat Depth:	19"	19"
Seat Height:	17.5"	17.5"
Back Height:	35"	45"
Arm Height:	25"	25"
Overall Width:	26"	26"
Overall Depth:	25"	25"
Qty./Wt. per carton:	1 ea./36 lbs.	1 ea./53 lbs.



WOOD BARIATRIC ARM CHAIR  
WITH OPTIONAL ARM CAPS

### MODEL / DESCRIPTION / LIST PRICING



#### 3021 Wood Arm Chair

COM Yardage: 2.25 Yds. Seat 1 Yd. / Back 1.25 Yds.

COM	GR1	GR2	GR3	GR4	GR5	GR6	GR7	GR8	GR9	GR10	LEA
\$1276	\$1366	\$1420	\$1477	\$1537	\$1597	\$1661	\$1728	\$1797	\$1868	\$1944	\$2297



#### 3021BAR Wood Bariatric

COM Yardage: 3 Yds. Seat 1.5 Yds. / Back 1.5 Yds.

COM	GR1	GR2	GR3	GR4	GR5	GR6	GR7	GR8	GR9	GR10	LEA
\$1841	\$1971	\$2049	\$2129	\$2216	\$2303	\$2398	\$2492	\$2591	\$2696	\$2802	\$3314

### OPTIONS

Add upcharge to list price and code to model number

AG	Adjustable Glide	\$25	/pair
FR	CAL 133 (TB 133) Fire Retardant per yard	\$118	/yd.
MB	Moisture Barrier (up to 60" overall width)	\$164	ea.
2FO/C	2 Fabric Option	\$67	per seat

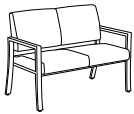
VWAC2	Polyurethane Arm Caps - Black	-	
VWAC3	Polyurethane Arm Caps - Charcoal	-	
VWAC6	Solid Wood Arm Caps	\$105	ea.



DIMENSIONS	Two Seat Lounge	Two Seat Center Arm	Three Seat Lounge	Three Seat Center Arms
Seat Width:	42"	21" ea.	63"	21" ea.
Seat Depth:	19"	19"	19"	19"
Seat Height:	18"	18"	18"	18"
Back Height:	35"	35"	35"	35"
Overall Width:	46"	48"	67"	71"
Overall Depth:	27"	27"	27"	27"
Qty./Wt. per carton:	1 ea./100 lbs.	1 ea./110 lbs.	1 ea./150 lbs.	1 ea./150 lbs.



METAL TWO-SEAT LOUNGE WITH DIVIDING ARMS

**MODEL / DESCRIPTION / LIST PRICING**

**3106 Metal - 2-Seat Lounge**

COM Yardage: 4 Yds. Seat 2 Yd. / Back 2 Yds.

COM	GR1	GR2	GR3	GR4	GR5	GR6	GR7	GR8	GR9	GR10	LEA
\$2965	\$3172	\$3300	\$3433	\$3570	\$3711	\$3861	\$4014	\$4175	\$4341	\$4515	\$5338

COM Yardage (Optional two fabrics): Backs: 1.5 Yds / Seats: 1.5 Yds


**3108 Metal - 2-Seat Lounge w/Dividing Arms**

COM Yardage: 4 Yds. Seat 2 Yd. / Back 2 Yds.

COM	GR1	GR2	GR3	GR4	GR5	GR6	GR7	GR8	GR9	GR10	LEA
\$3096	\$3314	\$3445	\$3584	\$3727	\$3876	\$4031	\$4192	\$4360	\$4535	\$4714	\$5574

COM Yardage (Optional two fabrics): Backs: 2 Yds / Seats: 1.5 Yds


**3110 Metal - 3-Seat Lounge w/Dividing Arms**

COM Yardage: 5 Yds. Seat 2.5 Yd. / Back 2.5 Yds.

COM	GR1	GR2	GR3	GR4	GR5	GR6	GR7	GR8	GR9	GR10	LEA
\$4686	\$5016	\$5217	\$5426	\$5642	\$5868	\$6103	\$6347	\$6601	\$6865	\$7139	\$8438

COM Yardage (Optional two fabrics): Backs: 2.75 Yds / Seats: 2.5 Yds


**3111 Metal - 3-Seat Lounge**

COM Yardage: 5 Yds. Seat 2.5 Yd. / Back 2.5 Yds.

COM	GR1	GR2	GR3	GR4	GR5	GR6	GR7	GR8	GR9	GR10	LEA
\$4469	\$4781	\$4972	\$5172	\$5377	\$5592	\$5816	\$6049	\$6292	\$6543	\$6804	\$8042

COM Yardage (Optional two fabrics): Backs: 2.75 Yds / Seats: 2.5 Yds

**OPTIONS**

Add upcharge to list price and code to model number

FR	CAL 133 (TB 133) Fire Retardant per yard	\$118	/yd.
MB	Moisture Barrier (up to 60" overall width)	\$164	ea.
MB60	Moisture Barrier (over 60" overall width)	\$262	ea.
VMAC2	Polyurethane Arm Caps - Black	\$78	ea.
VMAC3	Polyurethane Arm Caps - Charcoal	\$78	ea.
VMAC4	Solid Surface Arm Caps - White	\$141	ea.

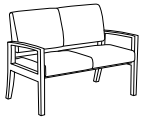
VMAC5	Solid Surface Arm Caps - Brown	\$141	ea.
VMAC7	Solid Surface Arm Caps - Beige	\$141	ea.
VMAC8	Solid Surface Arm Caps - Gray	\$141	ea.
VMAC6	Solid Wood Arm Caps	\$105	ea.
FM	Floor Mount	\$128	per unit
2FO/C	2 Fabric Option	\$67	per seat

DIMENSIONS	Two Seat Lounge	Two Seat Center Arm	Three Seat Lounge
Seat Width:	21"	21"	21"
Seat Depth:	19"	19"	19"
Seat Height:	17.5"	17.5"	17.5"
Back Height:	35"	35"	35"
Arm Height:	25.5"	25.5"	25.5"
Overall Width:	46"	48"	70.5"
Overall Depth:	28"	28"	28"
Qty./Wt. per carton:	1 ea./60 lbs.	1 ea./62 lbs.	1 ea./93 lbs.



WOOD THREE-SEAT LOUNGE WITH DIVIDING ARMS SHOWN WITH OPTIONAL ARM CAPS

## MODEL / DESCRIPTION / LIST PRICING



### 3022 Wood Two-Seat Lounge

COM Yardage: 4 Yds. Seat 2 Yds. / Back 2 Yds.

COM	GR1	GR2	GR3	GR4	GR5	GR6	GR7	GR8	GR9	GR10	LEA
\$2338	\$2501	\$2601	\$2705	\$2814	\$2926	\$3042	\$3165	\$3291	\$3424	\$3561	\$4206

COM Yardage (Optional two fabrics): Back: 2 Yds / Seat: 1.5 Yds

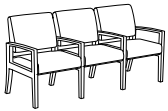


### 3023 Wood Two-Seat Lounge with Dividing Arm

COM Yardage: 4 Yds. Seat 2 Yd. / Back 2 Yds.

COM	GR1	GR2	GR3	GR4	GR5	GR6	GR7	GR8	GR9	GR10	LEA
\$2492	\$2666	\$2773	\$2885	\$3001	\$3121	\$3245	\$3375	\$3510	\$3648	\$3796	\$4486

COM Yardage (Optional two fabrics): Back: 2 Yds / Seat: 1.5 Yds

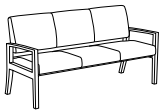


### 3025 Wood Three-Seat Lounge with Dividing Arms

COM Yardage: 5 Yds. Seat 2.5 Yds. / Back 2.5 Yds.

COM	GR1	GR2	GR3	GR4	GR5	GR6	GR7	GR8	GR9	GR10	LEA
\$3660	\$3917	\$4074	\$4238	\$4406	\$4583	\$4766	\$4955	\$5154	\$5361	\$5575	\$6589

COM Yardage (Optional two fabrics): Back: 2.75 Yds / Seat: 2.5 Yds



### 3026 Wood Three-Seat Lounge

COM Yardage: 5 Yds. Seat 2.5 Yd. / Back 2.5 Yds.

COM	GR1	GR2	GR3	GR4	GR5	GR6	GR7	GR8	GR9	GR10	LEA
\$4249	\$4547	\$4728	\$4917	\$5113	\$5318	\$5531	\$5753	\$5983	\$6222	\$6472	\$7648

COM Yardage (Optional two fabrics): Back: 2.75 Yds / Seat: 2.5 Yds

## OPTIONS

Add upcharge to list price and code to model number

AG	Adjustable Glide	\$25	/pair
FR	CAL 133 (TB 133) Fire Retardant per yard	\$118	/yd.
MB	Moisture Barrier (up to 60" overall width)	\$164	ea.
MB60	Moisture Barrier (over 60" overall width)	\$262	ea.

2FO/C	2 Fabric Option	\$67	per seat
VWAC2	Polyurethane Arm Caps - Black	-	
VWAC3	Polyurethane Arm Caps - Charcoal	-	
VWAC6	Wood Arm Caps	\$105	ea.

**VERONA**

The Verona Banquette is designed with a substantial laminate or veneer surround on the base with a plinth and makes the perfect choice for your perimeter seating or dining needs. Seats and backs can be upholstered with matching fabrics, or choose an optional two tone or vinyl and fabric combination to match any color scheme.



BACK TO BACK VERONA

## ORDERING INFORMATION

- |                            |                           |
|----------------------------|---------------------------|
| 1) Series Name             | 5) Contrasting Fabrics    |
| 2) Model Number            | 6) Laminate Selection     |
| 3) Quantity                | 7) Veneer Species & Stain |
| 4) Fabric Grade and Number | 8) Optional Items         |

SOFT SEATING	WEIGHT LIMIT
1 Seat	500 lbs.
2 Seat	1000 lbs.
3 Seat	1500 lbs.



STANDARD BANQUETTE COMES WITH A FLUSH PLINTH BASE ON SIDES FOR GANGING, AND RECESSED FRONT.

## GENERAL SPECIFICATIONS

### Upholstery / Foam

Seat and back are covered in choice of fabric, vinyl, crypton, leather or COM. ERG uses only water based glues and adhesives in our upholstery process. All foam is fully bonded to frame. Seat cushions are 3" graded high resiliency (H.R.) block foam with back 2" (H.R.) foam, covered entirely with special bonded polyester fiber to protect final upholstery. Contrasting fabrics are available, see options for pricing.

### Frame Construction

The Verona frame is made of multi-ply hardwood and finished with your choice of laminates or optional wood veneer. Cushions are supported by no-sag springs. The Verona back cushion is removable and the seat frame is constructed of multi-ply hardwood and is removable.

### Base Details

**Plinth Base:** The standard recessed front base is available in a choice of laminate or unfinished so that you can add your own cove base or carpet. Note: when plinth base is ganged, there will be a 1/2" gap between plinth bases.

### Anchoring

Verona dining benches are easy to anchor to the floor. Hardware for securing the unit to the floor is not included

### Note:

Please allow extra fabric for repeat design.



STANDARD GANGED PLINTH BASE, WITH 1/2" GAP BETWEEN BASES

## OPTIONS

- CODE: FR - CAL 133 (TB 133) Fire Retardant
- CODE: MB -Moisture Barrier (up to 60" overall width)
- CODE: MB60 -Moisture Barrier (over 60" overall width)
- CODE: MBB -Moisture Barrier (up to 60" overall width Back-to-Back)
- CODE: MBB60 -Moisture Barrier (over 60" overall width Back-to-Back)
- CODE: 2FO - Two Fabric Option
- CODE: USS - Under Seat Fully Lined Storage – not available on 72" width
- CODE: MTL - Metal Legs: - select color from standard finishes
- CODE: CO - Clean Out (overall width up to 60")
- CODE: CO1 - Clean Out (overall width over 60")
- CODE: COB - Clean Out Back-to-Back (overall width up to 60")
- CODE: CO1B - Clean Out Back-to-Back (overall width over 60")
- CODE: RB1 - Recessed Plinth Base (1 Side only)
- CODE: RB2 - Recessed Plinth Base (2 Sides)
- CODE: GBP - Ganging Bracket for Plinth Base
- CODE: UBL48 - Unfinished Back - Laminate 48" Unit
- CODE: UBV48 - Unfinished Back - Veneer 48" Unit
- CODE: UBL60 - Unfinished Back - Laminate 60" Unit
- CODE: UBV60 - Unfinished Back - Veneer 60" Unit
- CODE: UBL72 - Unfinished Back - Laminate 72" Unit
- CODE: UBV72 - Unfinished Back - Veneer 72" Unit



OPTIONAL RECESSED PLINTH BASE  
AVAILABLE, ON ONE OR TWO SIDES.




METAL LEG OPTION




CLEAN OUT OPTION

DIMENSIONS	48" Wide Banquette	60" Wide Banquette	72" Wide Banquette
Seat Depth:	20"	20"	20"
Seat Height:	18"	18"	18"
Overall Width:	48"	60"	72"
Overall Depth:	27"	27"	27"
Overall Height:	36"	36"	36"
Qty./Wt.:	1 ea. 110 lbs	1 ea. 165 lbs	1 ea. 210 lbs



48" WIDE VERONA

## MODEL / DESCRIPTION / LIST PRICING



### 650 48" Wide Banquette - Laminate Frame

COM Yardage: Total: 4 Yds. / Back: 2 Yds. / Seat: 2 Yds.

COM	GR1	GR2	GR3	GR4	GR5	GR6	GR7	GR8	GR9	GR10	LEA
\$4638	\$4964	\$5163	\$5370	\$5584	\$5807	\$6038	\$6282	\$6533	\$6795	\$7065	\$8350

### 651 48" Wide Banquette - Wood Veneer Frame

COM Yardage: Total: 4 Yds. / Back: 2 Yds. / Seat: 2 Yds.

COM	GR1	GR2	GR3	GR4	GR5	GR6	GR7	GR8	GR9	GR10	LEA
\$6493	\$6947	\$7227	\$7518	\$7817	\$8130	\$8454	\$8794	\$9144	\$9511	\$9890	\$11690

### 652 60" Wide Banquette - Laminate Frame

COM Yardage: Total: 5 Yds. / Back: 2.5 Yds. / Seat: 2.5 Yds.

COM	GR1	GR2	GR3	GR4	GR5	GR6	GR7	GR8	GR9	GR10	LEA
\$6850	\$7329	\$7622	\$7927	\$8244	\$8572	\$8917	\$9274	\$9643	\$10030	\$10431	\$12329

### 653 60" Wide Banquette - Wood Veneer Frame

COM Yardage: Total: 5 Yds. / Back: 2.5 Yds. / Seat: 2.5 Yds.

COM	GR1	GR2	GR3	GR4	GR5	GR6	GR7	GR8	GR9	GR10	LEA
\$9589	\$10260	\$10673	\$11101	\$11541	\$12005	\$12484	\$12985	\$13505	\$14043	\$14602	\$17261

### 654 72" Wide Banquette - Laminate Frame

COM Yardage: Total: 6 Yds. / Back: 3 Yds. / Seat: 3 Yds.

COM	GR1	GR2	GR3	GR4	GR5	GR6	GR7	GR8	GR9	GR10	LEA
\$9278	\$9932	\$10328	\$10741	\$11170	\$11618	\$12080	\$12563	\$13065	\$13589	\$14133	\$16705

### 655 72" Wide Banquette - Wood Veneer Frame

COM Yardage: Total: 6 Yds. / Back: 3 Yds. / Seat: 3 Yds.

COM	GR1	GR2	GR3	GR4	GR5	GR6	GR7	GR8	GR9	GR10	LEA
\$12988	\$13898	\$14454	\$15029	\$15632	\$16256	\$16908	\$17585	\$18288	\$19020	\$19782	\$23377

## OPTIONS

Add upcharge to list price and code to model number

FR	CAL 133 (TB 133) Fire Retardant per yard	\$118	/yd.
MB	Moisture Barrier (up to 60" overall width)	\$164	ea.
MB60	Moisture Barrier (over 60" overall width)	\$262	ea.
2FO	Two Fabric Option	\$131	
USS	Under Seat Fully Lined Storage - not available on 72" w	\$589	
MTL	Metal Legs - per unit	subtract \$50	
CO	Clean Out (overall width up to 60")	\$327	
CO1	Clean Out (overall width over 60")	\$503	
RB1	Recessed Base, 1 side	\$145	

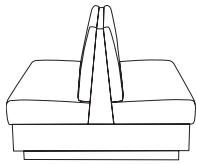
RB2	Recessed Base, 2 sides	\$287	
GBP	Ganging Bracket for Plinth Base	\$260	per pair
UBL48	Unfinished Back - Laminate Unit (48" width)	subtract \$200	
UBV48	Unfinished Back - Veneer Unit (48" width)	subtract \$400	
UBL60	Unfinished Back - Laminate Unit (60" width)	subtract \$225	
UBV60	Unfinished Back - Veneer Unit (60" width)	subtract \$450	
UBL72	Unfinished Back - Laminate Unit (72" width)	subtract \$250	
UBV72	Unfinished Back - Veneer Unit (72" width)	subtract \$500	

DIMENSIONS	48" Wide Banquette	60" Wide Banquette	72" Wide Banquette
Seat Depth:	20"	20"	20"
Seat Height:	18"	18"	18"
Overall Width:	48"	60"	72"
Overall Depth:	52"	52"	52"
Overall Height:	36"	36"	36"
Qty./Wt.:	1 ea./150 lbs.	1 ea./200 lbs.	1 ea./245 lbs.



BACK TO BACK VERONA

## MODEL / DESCRIPTION / LIST PRICING



### 650-B2B 48" Wide Back to Back - Laminate Frame

COM Yardage: Total: 8 Yds. / Back: 4 Yds. / Seat: 4 Yds.

COM	GR1	GR2	GR3	GR4	GR5	GR6	GR7	GR8	GR9	GR10	LEA
\$8817	\$9434	\$9810	\$10204	\$10610	\$11036	\$11476	\$11936	\$12414	\$12909	\$13427	\$15870

### 651-B2B 48" Wide Back to Back - Wood Veneer Frame

COM Yardage: Total: 8 Yds. / Back: 4 Yds. / Seat: 4 Yds.

COM	GR1	GR2	GR3	GR4	GR5	GR6	GR7	GR8	GR9	GR10	LEA
\$12337	\$13202	\$13732	\$14281	\$14850	\$15445	\$16064	\$16707	\$17371	\$18068	\$18790	\$22209

### 652-B2B 60" Wide Back to Back - Laminate Frame

COM Yardage: Total: 10 Yds. / Back: 5 Yds. / Seat: 5 Yds.

COM	GR1	GR2	GR3	GR4	GR5	GR6	GR7	GR8	GR9	GR10	LEA
\$13012	\$13924	\$14481	\$15060	\$15662	\$16291	\$16940	\$17620	\$18321	\$19057	\$19818	\$23424

### 653-B2B 60" Wide Back to Back - Wood Veneer Frame

COM Yardage: Total: 10 Yds. / Back: 5 Yds. / Seat: 5 Yds.

COM	GR1	GR2	GR3	GR4	GR5	GR6	GR7	GR8	GR9	GR10	LEA
\$18214	\$19489	\$20268	\$21079	\$21921	\$22799	\$23711	\$24660	\$25646	\$26674	\$27739	\$32784

### 654-B2B 72" Wide Back to Back - Laminate Frame

COM Yardage: Total: 12 Yds. / Back: 6 Yds. / Seat: 6 Yds.

COM	GR1	GR2	GR3	GR4	GR5	GR6	GR7	GR8	GR9	GR10	LEA
\$17630	\$18864	\$19619	\$20404	\$21220	\$22070	\$22951	\$23870	\$24823	\$25818	\$26851	\$31735

### 655-B2B 72" Wide Back to Back - Wood Veneer Frame

COM Yardage: Total: 12 Yds. / Back: 6 Yds. / Seat: 6 Yds.

COM	GR1	GR2	GR3	GR4	GR5	GR6	GR7	GR8	GR9	GR10	LEA
\$24677	\$26404	\$27460	\$28560	\$29701	\$30890	\$32125	\$33410	\$34746	\$36135	\$37583	\$44418

## OPTIONS

Add upcharge to list price and code to model number

FR	CAL 133 (TB 133) Fire Retardant per yard	\$118	/yd.
MBB	Moisture Barrier - up to 60" width (Back-to-Back)	\$327	ea.
MBB60	Moisture Barrier - over 60" width (Back-to-Back)	\$522	ea.
2FO	Two Fabric Option	\$131	
USS	Under Seat Fully Lined Storage - not available on 72" w	\$589	
MTL	Metal Legs - per unit	subtract \$50	

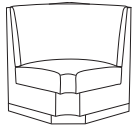
COB	Clean Out Back-to-Back (overall width up to 60")	\$654	
CO1B	Clean Out Back-to-Back (overall width over 60")	\$1,007	
RB1	Recessed Base, 1 side	\$145	
RB2	Recessed Base, 2 sides	\$287	
GBP	Ganging Bracket for Plinth Base	\$260	per pair

DIMENSIONS	90° Corner Banquettes
Seat Depth:	18.5"
Seat Width:	18.5"
Seat Height:	18"
Overall Width:	30"
Overall Depth:	30"
Overall Height:	36"
Qty./Wt.:	1 ea./150 lbs.



VERONA CORNER UNIT

## MODEL / DESCRIPTION / LIST PRICING



### 660 Verona 90° Corner Unit - Laminate Frame


COM Yardage: Total: 6.5 Yds. / Back: 4.5 Yds. / Seat: 2 Yds.

COM	GR1	GR2	GR3	GR4	GR5	GR6	GR7	GR8	GR9	GR10	LEA
\$4199	\$4492	\$4673	\$4860	\$5053	\$5257	\$5465	\$5686	\$5912	\$6149	\$6397	\$7559

### 661 Verona 90° Corner Unit - Wood Veneer Frame

COM Yardage: Total: 6.5 Yds. / Back: 4.5 Yds. / Seat: 2 Yds.

COM	GR1	GR2	GR3	GR4	GR5	GR6	GR7	GR8	GR9	GR10	LEA
\$6299	\$6740	\$7007	\$7286	\$7579	\$7883	\$8200	\$8527	\$8869	\$9224	\$9593	\$11337


 VERONA "U-SHAPE" CONFIGURATION SHOWN WITH  
 RECESSED PLINTH BASE ON ONE END

## OPTIONS

Add upcharge to list price and code to model number

FR	CAL 133 (TB 133) Fire Retardant per yard	\$118	/yd.
MB	Moisture Barrier (up to 60" overall width)	\$164	ea.
2FO	Two Fabric Option	\$131	
MTL	Metal Legs - per unit	subtract \$50	
CO	Clean Out (overall width up to 60")	\$327	

RB1	Recessed Base, 1 side	\$145	
RB2	Recessed Base, 2 sides	\$287	
GBP	Ganging Bracket for Plinth Base	\$260	per pair



**VESPER**

Vesper cafe series chairs and stools offer a modern looking molded fiberglass polypropylene shell with a gentle flex back. The shells are offered demi and full back in seven stylish colors. Vesper features fully welded steel frames for 4-leg chairs and bar stools.



**ORDERING INFORMATION**

**To Order Please Specify:**

- 1) Series Name
- 2) Model Number
- 3) Quantity
- 4) Optional Powder Coat Color
- 5) Fabric Grade and Number
- 6) Optional Items

CHAIRS	WEIGHT LIMIT
Metal Legs	350 lbs.

**STANDARD BASE FINISHES**

- 4-Leg:** Polished Chrome Finish  
**Sled Base:** Polished Chrome Finish  
**Bar Stool:** Polished Chrome Finish  
**5-Star Swivel on Casters:** Cast Polished Aluminum

**OPTIONAL BASE FINISHES**

- 4-Leg:** Standard Powder Coat  
**Sled Base:** Standard Powder Coat  
**Bar Stool:** Standard Powder Coat

**POLY SHELL COLORS**

**Demi Back**



WHITE



WARM  
GRAY



BLACK

**Full Back**



WHITE



WARM  
GRAY



BLACK



SEAFOAM  
GREEN



CITRON  
YELLOW



TANGERINE

**GENERAL SPECIFICATIONS**

**Shell**

The Vesper shell is molded fiberglass polypropylene. One piece shell with slightly **tapered edges**. One slot on seat, measuring 1/2" x 1" long for cleanout.

**Stacking**

- 4-leg chairs stack 6 high
- Sled base chair and stool models stack 4 high
- On dolly, 4 leg chairs stack 8-10 high

**NOTE: Full back bar stools do not stack**

**Base Details**

- 4-Leg:** .75" diameter, 16 gauge steel tubing with hand brazed welds.  
**Sled Base:** .5" round solid steel. Factory installed black plastic glides.  
**Bar Stool:** In full back and demi back, fully upholstered or have only upholstered seat insert.  
**5-Star Swivel on Casters:** Swivel 360°, Cast Polished Aluminum base with 5 black casters installed. High chair kit consists of an 8" or 10" extended piston (adjustable up and down) with an adjustable chrome foot ring.

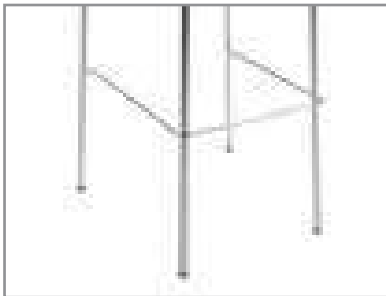
**Chair Control:**

- Regular Swivel Chair – 16-3/4" – 22"
- Swivel
- Tilt & Lock
- Pneumatic Height Adjustment
- Tension Adjustment



## OPTIONS

- CODE: FR - CAL 133 (TB 133) Fire Retardant
- CODE: CH - Counter Height (24" seat height)
- CODE: MBC - Moisture Barrier Chair
- CODE: SH - Specialty Height (22" Lowest Seat Height)
- CODE: SF - Powder Coat Finish



4 LEG



SLED BASE



5 STAR SWIVEL



PLASTIC SEAT



UPHOLSTERED SEAT INSERT



FULLY UPHOLSTERED SEAT

DIMENSIONS	Café Chair
Inside Width:	16"
Seat Height:	18"
Overall Depth:	22"
Overall Width:	22"
Overall Height:	32.5"
Qty./Wt. per carton:	1 ea./10 lbs.



CAFÉ CHAIR

### MODEL / DESCRIPTION / LIST PRICING



#### 6170 Vesper Café Chair

Chair  
\$419



#### 6171 Vesper Café Chair - Upholstered Seat Insert

COM Yardage: .75 Yards

COM	GR1	GR2	GR3	GR4	GR5	GR6	GR7	GR8	GR9	GR10	LEA
\$544	\$583	\$606	\$631	\$654	\$683	\$709	\$737	\$767	\$799	\$828	\$979



#### 6172 Vesper Café Chair - Fully Upholstered

COM Yardage: 1.5 Yards

COM	GR1	GR2	GR3	GR4	GR5	GR6	GR7	GR8	GR9	GR10	LEA
\$867	\$928	\$966	\$1002	\$1043	\$1086	\$1128	\$1173	\$1220	\$1270	\$1320	\$1559

### OPTIONS

Add upcharge to list price and code to model number

FR	CAL 133 (TB 133) Fire Retardant per yard	\$118	/yd.
MBC	Moisture Barrier Chair	\$84	ea.

SF	Powder Coat Finish	\$63	
----	--------------------	------	--

DIMENSIONS	Bar Stool Demi Back
Inside Width:	16"
Seat Height:	31"
Footrest:	12.5"
Overall Depth:	19"
Overall Width:	18.5"
Overall Height:	37"
Qty./Wt. per carton:	1 ea./14 lbs.



BAR STOOL DEMI BACK

### MODEL / DESCRIPTION / LIST PRICING



#### 6177 Demi Back Bar Stool

Chair  
\$662



#### 6178 Demi Back Bar Stool - Upholstered Seat Insert

COM Yardage: .75 Yards

COM	GR1	GR2	GR3	GR4	GR5	GR6	GR7	GR8	GR9	GR10	LEA
\$789	\$845	\$879	\$912	\$949	\$989	\$1028	\$1067	\$1110	\$1154	\$1203	\$1420



#### 6179 Demi Back Bar Stool - Fully Upholstered

COM Yardage: 1.75 Yards

COM	GR1	GR2	GR3	GR4	GR5	GR6	GR7	GR8	GR9	GR10	LEA
\$1094	\$1171	\$1217	\$1267	\$1315	\$1370	\$1423	\$1481	\$1539	\$1602	\$1666	\$1968

### OPTIONS

Add upcharge to list price and code to model number

CH	Counter Height (24" seat height)	\$37	
SH	Specialty Height (22" Lowest Seat Height)	\$37	
FR	CAL 133 (TB 133) Fire Retardant per yard	\$118	/yd.

MBC	Moisture Barrier Chair	\$84	ea.
SF	Powder Coat Finish (Stool)	\$76	

DIMENSIONS	Bar Stool
Inside Width:	16"
Seat Height:	31"
Footrest:	12.5"
Overall Depth:	20"
Overall Width:	19.5"
Overall Height:	44.5"
Qty./Wt. per carton:	1 ea./12 lbs.



BAR STOOL FULL BACK

## MODEL / DESCRIPTION / LIST PRICING



### 6181 Full Back Bar Stool

Chair  
\$686



### 6182 Full Back Bar Stool - Upholstered Seat Insert

COM Yardage: .75 Yards

COM	GR1	GR2	GR3	GR4	GR5	GR6	GR7	GR8	GR9	GR10	LEA
\$832	\$887	\$924	\$963	\$1000	\$1041	\$1081	\$1123	\$1171	\$1216	\$1264	\$1495



### 6183 Full Back Bar Stool - Fully Upholstered

COM Yardage: 1.50 Yards

COM	GR1	GR2	GR3	GR4	GR5	GR6	GR7	GR8	GR9	GR10	LEA
\$1151	\$1233	\$1281	\$1333	\$1384	\$1442	\$1497	\$1559	\$1620	\$1685	\$1753	\$2072

## OPTIONS

Add upcharge to list price and code to model number

CH	Counter Height (24" seat height)	\$37	
SH	Specialty Height (22" Lowest Seat Height)	\$37	
FR	CAL 133 (TB 133) Fire Retardant per yard	\$118	/yd.

MBC	Moisture Barrier Chair	\$84	ea.
SF	Powder Coat Finish (Stool)	\$76	

DIMENSIONS	Counter Stool Sled Base Demi Back
Inside Width:	16"
Seat Height:	<b>27"</b>
Footrest:	12.5"
Overall Depth:	19"
Overall Width:	18.5"
Overall Height:	33.5"
Qty./Wt. per carton:	1 ea./15 lbs.



SLED BASE COUNTER HEIGHT  
BAR STOOL DEMI BACK  
FULLY UPHOLSTERED

### MODEL / DESCRIPTION / LIST PRICING



#### 6188C Demi Back Sled Base Counter Height Stool

Chair  
\$731



#### 6189C Demi Back Sled Base Counter Height Stool - Upholstered Seat Insert

COM Yardage: .75 Yards

COM	GR1	GR2	GR3	GR4	GR5	GR6	GR7	GR8	GR9	GR10	LEA
\$863	\$924	\$963	\$999	\$1040	\$1078	\$1123	\$1170	\$1216	\$1261	\$1312	\$1553



#### 6190C Demi Back Sled Base Counter Height Stool - Fully Upholstered

COM Yardage: 1.75 Yards

COM	GR1	GR2	GR3	GR4	GR5	GR6	GR7	GR8	GR9	GR10	LEA
\$1180	\$1260	\$1311	\$1366	\$1419	\$1475	\$1536	\$1596	\$1660	\$1726	\$1796	\$2122

### OPTIONS

Add upcharge to list price and code to model number

FR	CAL 133 (TB 133) Fire Retardant per yard	\$118	/yd.
MBC	Moisture Barrier Chair	\$84	ea.

SF	Powder Coat Finish (Stool)	\$76	
----	----------------------------	------	--

DIMENSIONS	Bar Stool Sled Base Demi Back
Inside Width:	16"
Seat Height:	<b>31"</b>
Footrest:	12.5"
Overall Depth:	19"
Overall Width:	18.5"
Overall Height:	37"
Qty./Wt. per carton:	1 ea./14 lbs.



SLED BASE BAR STOOL DEMI  
BACK WITH UPHOLSTERED  
SEAT INSERT

#### MODEL / DESCRIPTION / LIST PRICING



#### 6188 Demi Back Sled Base Bar Stool

Chair  
\$683



#### 6189 Demi Back Sled Base Bar Stool - Upholstered Seat Insert

COM Yardage: .75 Yards

COM	GR1	GR2	GR3	GR4	GR5	GR6	GR7	GR8	GR9	GR10	LEA
\$814	\$871	\$907	\$944	\$980	\$1020	\$1060	\$1104	\$1146	\$1191	\$1238	\$1467



#### 6190 Demi Back Sled Base Bar Stool - Fully Upholstered

COM Yardage: 1.75 Yards

COM	GR1	GR2	GR3	GR4	GR5	GR6	GR7	GR8	GR9	GR10	LEA
\$1131	\$1210	\$1258	\$1309	\$1359	\$1417	\$1472	\$1531	\$1592	\$1655	\$1721	\$2034

#### OPTIONS

Add upcharge to list price and code to model number

FR	CAL 133 (TB 133) Fire Retardant per yard	\$118	/yd.
MBC	Moisture Barrier Chair	\$84	ea.

SF	Powder Coat Finish (Stool)	\$76	
----	----------------------------	------	--

DIMENSIONS	Swivel
Seat Width:	17.5"
Seat Depth:	18"
Seat Height:	15.5" - 20.5"
Arm Height	-
Back Height:	30" - 35"
Overall Width:	26.25"
Overall Depth:	26.25"
Qty./Wt. per carton:	1 ea./25 lbs.



SWIVEL CHAIR WITH  
STANDARD POLISHED ALUMINUM BASE

### MODEL / DESCRIPTION / LIST PRICING



#### 6200 Swivel Chair

COM Yardage: 0.75 Yard

Chair  
\$675



#### 6201 Swivel Chair with upholstered seat insert

COM Yardage: 0.75 Yard

COM	GR1	GR2	GR3	GR4	GR5	GR6	GR7	GR8	GR9	GR10	LEA
\$798	\$851	\$885	\$921	\$956	\$996	\$1037	\$1077	\$1121	\$1166	\$1211	\$1433



#### 6202 Swivel Chair with fully upholstered shell

COM Yardage: 0.75 Yard

COM	GR1	GR2	GR3	GR4	GR5	GR6	GR7	GR8	GR9	GR10	LEA
\$996	\$1064	\$1107	\$1153	\$1199	\$1248	\$1296	\$1348	\$1402	\$1458	\$1516	\$1792

### OPTIONS

Add upcharge to list price and code to model number

FR	CAL 133 (TB 133) Fire Retardant per yard.	\$118	/yd.
MBC	Moisture Barrier Chair	\$84	ea.

GC	Black Glides for 5 star base	\$37	
----	------------------------------	------	--

DIMENSIONS	H8	H10
Seat Width:	17.5"	17.5"
Seat Depth:	18"	18"
Seat Height:	21.5 - 29"	26" - 36"
Arm Height	-	-
Back Height:	37" - 44.5"	41.5" - 51.5"
Overall Width:	26.25"	26.25"
Overall Depth:	26.25"	26.25"
Qty./Wt. per carton:	1 ea./28 lbs.	1 ea./28 lbs.



SWIVEL CHAIR  
WITH HI-CHAIR KIT AND  
STANDARD ALUMINUM BASE

## MODEL / DESCRIPTION / LIST PRICING



**6205-H8**  
**6205-H10** Swivel Chair with High Kit

Chair  
\$817



**6206-H8**  
**6206-H10** Swivel Chair with High Kit - Upholstered Seat Insert

COM Yardage: 0.75 Yard

COM	GR1	GR2	GR3	GR4	GR5	GR6	GR7	GR8	GR9	GR10	LEA
\$940	\$1006	\$1044	\$1087	\$1130	\$1175	\$1223	\$1271	\$1321	\$1375	\$1428	\$1688



**6207-H8**  
**6207-H10** Swivel Chair with High Kit - Fully Upholstered Seat

COM Yardage: 0.75 Yard

COM	GR1	GR2	GR3	GR4	GR5	GR6	GR7	GR8	GR9	GR10	LEA
\$1139	\$1217	\$1267	\$1318	\$1371	\$1424	\$1481	\$1540	\$1602	\$1666	\$1732	\$2049

## OPTIONS

Add upcharge to list price and code to model number

FR	CAL 133 (TB 133) Fire Retardant per yard.	\$118	/yd.
MBC	Moisture Barrier Chair	\$84	ea.

GC	Black Glides for 5 star base	\$37	
----	------------------------------	------	--





**WESTLAKE TABLE OF CONTENTS**

Westlake Specifications & Options..... 2

Westlake Guest Pricing ..... 4

Westlake Multiple Seat Pricing..... 6



### WESTLAKE COLLECTION

The Westlake collection consists of multiple seating and tables, and offers both metal and wood frames with straight legs. Looks great for the Healthcare market, and available in a variety of seating configurations with corner tables and add-on units.



WESTLAKE METAL



WESTLAKE WOOD

### ORDERING INFORMATION

#### To Order Please Specify:

- 1) Series Name
- 2) Model Number
- 3) Quantity
- 4) Powder Coat Color
- 5) Wood Stain Color
- 6) Poly Arm Cap, Black or Charcoal
- 7) Wood Armcap Color
- 8) Fabric Grade & Number
- 9) Optional Items

#### MULTIPLE SEATING

WOOD CHAIRS	WEIGHT LIMIT
Per Seat	350 lbs.
Bariatric	500 lbs.

METAL CHAIRS	WEIGHT LIMIT
Per Seat	500 lbs.
Bariatric	750 lbs.

#### LOUNGE

SOFT SEATING	WEIGHT LIMIT
1 Seat	500 lbs.
2 Seat	1000 lbs.
3 Seat	1500 lbs.

### STANDARD BASE FINISHES

**Metal Base:** Standard Powder Coat

**Wood Base:** Standard Wood Stain

### GENERAL SPECIFICATIONS

#### Upholstery

High resiliency foam is being used. ERG uses only water based glues and adhesives in our upholstery process. Seat is covered in choice of fabric, vinyl, crypton, leather or COM.

#### Frame:

##### Frame Construction

**Metal** - 1-1/4" round steel tubing, welded to steel apron. Built-in wall saver design.

**Wood** - All hardwood with tongue & groove with Wallsaver design

**Back:** Tongue & groove hardwood construction. High-resiliency foam wrapped over frame

**Seat:** Large webbing stretched over hardwood frame. High resiliency foam applied and bonded.

#### Underseat

**Metal** - Steel welded frame, welded to legs and metal apron.

**Wood** - Steel welded frame with machine screws attached to wood

#### Glides

**Metal** - Adjustable glides installed

**Wood** - Nylon Tap-on

#### Arm Caps

**Metal** - Black or Charcoal Poly Arm Caps

**Wood** - Wood Arm

#### Standard Polyurethane Arm Caps (Metal Frame Only)



BLACK POLY ARM CAP



CHARCOAL POLY ARM CAP

#### Standard Arm Caps (Wood Frame Only)



WOOD ARM

## OPTIONS

### METAL FRAME

- CODE: FR - CAL 133 (TB 133) Fire Retardant
- CODE: MB - Moisture Barrier (up to 60" overall width)
- CODE: MB60 - Moisture Barrier (over 60" overall width)
- CODE: 2FO/C - Two Fabric Option (per seat)
- CODE: WAC - Arm Caps, Solid Wood

### WOOD FRAME

- CODE: FR - CAL 133 (TB 133) Fire Retardant
- CODE: MB - Moisture Barrier (up to 60" overall width)
- CODE: MB60 - Moisture Barrier (over 60" overall width)
- CODE: 2FO/C - Two Fabric Option (per seat)
- CODE: PAC - Poly Arm Caps, Black or Charcoal
- CODE: AG - Adjustable Glides (pair)

### METAL FRAME



OPTIONAL WOOD  
ARM CAPS

### WOOD FRAME



OPTIONAL CHARCOAL  
POLY ARM CAPS



OPTIONAL BLACK  
POLY ARM CAPS

### OPTIONAL TWO FABRIC UPHOLSTERY



### CHAIR FEATURES

#### METAL



#### WOOD



- **SLIM PROFILE BACK**  
Slim profile back fits in tighter areas, ideal for waiting rooms
- **WELDED STEEL CONSTRUCTION**  
Features a fully welded steel substructure for the ultimate in seating strength
- **WALL SAVER DESIGN**  
Wall saver design helps protect walls & upholstery

DIMENSIONS	Bariatric Chair
Seat Width:	30"
Seat Depth:	18.5"
Seat Height:	18"
Back Height:	33"
Arm Height:	25.5"
Overall Width:	33.5"
Overall Depth:	25"
Qty./Wt. per carton:	1 ea./53 lbs.



BARIATRIC CHAIR

**MODEL / DESCRIPTION / LIST PRICING**



**7815**     Bariatric

COM Yardage: Seat 1.5 Yd. / Back 1.5 Yd.

COM	GR1	GR2	GR3	GR4	GR5	GR6	GR7	GR8	GR9	GR10	LEA
\$1757	\$1879	\$1954	\$2034	\$2115	\$2199	\$2288	\$2378	\$2475	\$2571	\$2675	\$3163

**OPTIONS**

Add upcharge to list price and code to model number

FR	CAL 133 (TB 133) Fire Retardant per yard	\$118	/yd.
MB	Moisture Barrier (up to 60" overall width)	\$164	ea.

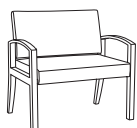
2FO/C	2 Fabric Option	\$67	per seat
WAC	Arm Caps, Solid Wood	\$105	ea.

DIMENSIONS	Bariatric
Seat Width:	30"
Seat Depth:	18.5"
Seat Height:	18"
Back Height:	33"
Arm Height:	25.5"
Overall Width:	33.5"
Overall Depth:	24.5"
Qty./Wt. per carton:	1 ea./ 44 lbs



BARIATRIC

## MODEL / DESCRIPTION / LIST PRICING



**7215** Bariatric / Open Arms

COM Yardage: Seat 1.5 Yd. / Back 1.5 Yd.

COM	GR1	GR2	GR3	GR4	GR5	GR6	GR7	GR8	GR9	GR10	LEA
\$1585	\$1697	\$1764	\$1834	\$1909	\$1984	\$2065	\$2145	\$2233	\$2321	\$2415	\$2854

## OPTIONS

Add upcharge to list price and code to model number

FR	CAL 133 (TB 133) Fire Retardant per yard	\$118	/yd.
MB	Moisture Barrier (up to 60" overall width)	\$164	ea.
AG	Adjustable Glide	\$25	/pair

2FO/C	2 Fabric Option	\$67	per seat
PAC	Poly Arm Caps, Black or Charcoal	\$78	ea.

DIMENSIONS	Arm Chair	Two-Seat Lounge	Two-Seat Center Arm	Three-Seat Lounge
Seat Width:	19.5"	39"	19.5" x 2	19.5" x 3
Seat Depth:	18.5"	18.5"	18.5"	18.5"
Seat Height:	18"	18"	18"	18"
Back Height:	33"	33"	33"	33"
Arm Height:	25.5"	25.5"	25.5"	25.5"
Overall Width:	23"	42.5"	44"	65.5"
Overall Depth:	25.5"	25.5"	25.5"	25.5"
Qty./Wt. per carton:	1 ea./42 lbs.	1 ea./68 lbs.	1 ea./73 lbs.	1 ea./110 lbs.



THREE SEAT ARM CHAIR

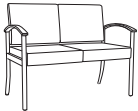
### MODEL / DESCRIPTION / LIST PRICING



#### 7800 Arm Chair

COM Yardage: Seat 1 Yd. / Back 1.25 Yds.

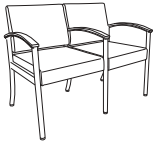
COM	GR1	GR2	GR3	GR4	GR5	GR6	GR7	GR8	GR9	GR10	LEA
\$1243	\$1329	\$1382	\$1437	\$1496	\$1555	\$1617	\$1681	\$1748	\$1819	\$1893	\$2236



#### 7805 Two Seat Lounge

COM Yardage: Seat 1.5 Yds. / Back 2 Yds.

COM	GR1	GR2	GR3	GR4	GR5	GR6	GR7	GR8	GR9	GR10	LEA
\$2215	\$2371	\$2467	\$2563	\$2667	\$2773	\$2885	\$2999	\$3120	\$3245	\$3374	\$3988



#### 7807 Two-Seat Lounge / Center Arm

COM Yardage: Seat 1.5 Yds. / Back 2 Yds.

COM	GR1	GR2	GR3	GR4	GR5	GR6	GR7	GR8	GR9	GR10	LEA
\$2365	\$2531	\$2631	\$2738	\$2846	\$2961	\$3079	\$3202	\$3330	\$3462	\$3604	\$4258



#### 7810 Three-Seat Lounge / Center Arms

COM Yardage: Seat 2.5 Yds. / Back 2.5 Yds.

COM	GR1	GR2	GR3	GR4	GR5	GR6	GR7	GR8	GR9	GR10	LEA
\$3228	\$3456	\$3595	\$3738	\$3886	\$4043	\$4205	\$4373	\$4548	\$4731	\$4919	\$5814

### OPTIONS

Add upcharge to list price and code to model number

FR	CAL 133 (TB 133) Fire Retardant per yard	\$118	/yd.
MB	Moisture Barrier (up to 60" overall width)	\$164	ea.
MB60	Moisture Barrier (over 60" overall width)	\$262	ea.

2FO/C	2 Fabric Option	\$67	per seat
WAC	Arm Caps, Solid Wood	\$105	ea.

DIMENSIONS	Arm Chair / Open Arms	Two-Seat Lounge	Two-Seat Lounge Center Arm	Three-Seat Lounge / Center Arm
Seat Width:	19.5"	39"	39"	55"
Seat Depth:	18.5"	18.5"	18.5"	18.5"
Seat Height:	18"	18"	18"	18"
Back Height:	33"	33"	33"	33"
Arm Height:	25"	25.5"	25.5"	25.5"
Overall Width:	23"	44.25"	44.25"	65.5"
Overall Depth:	25"	24.5"	24.5"	24.5"
Qty./Wt. per carton:	1 ea./38 lbs.	1 ea./ 58 lbs	1 ea./ 58 lbs	1 ea./ 95 lbs



TWO SEAT CHAIR

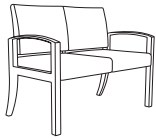
### MODEL / DESCRIPTION / LIST PRICING



#### 7200 Arm Chair

COM Yardage: Seat 1 Yd. / Back 1.25 Yd.

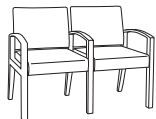
COM	GR1	GR2	GR3	GR4	GR5	GR6	GR7	GR8	GR9	GR10	LEA
\$1197	\$1280	\$1331	\$1384	\$1440	\$1498	\$1557	\$1619	\$1684	\$1752	\$1822	\$2154



#### 7202 Two Seat Lounge

COM Yardage: Seat 1.5 Yds. / Back 2 Yds.

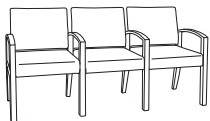
COM	GR1	GR2	GR3	GR4	GR5	GR6	GR7	GR8	GR9	GR10	LEA
\$2096	\$2243	\$2332	\$2426	\$2523	\$2623	\$2728	\$2839	\$2952	\$3069	\$3192	\$3772



#### 7205 Two-Seat Lounge / Center Arm

COM Yardage: Seat 1.5 Yds. / Back 2 Yds.

COM	GR1	GR2	GR3	GR4	GR5	GR6	GR7	GR8	GR9	GR10	LEA
\$2284	\$2443	\$2540	\$2643	\$2747	\$2858	\$2973	\$3092	\$3215	\$3343	\$3477	\$4110



#### 7210 Three-Seat Lounge / Center Arms

COM Yardage: Seat 2.5 Yds. / Back 2.5 Yds.

COM	GR1	GR2	GR3	GR4	GR5	GR6	GR7	GR8	GR9	GR10	LEA
\$3111	\$3330	\$3462	\$3604	\$3746	\$3895	\$4050	\$4214	\$4382	\$4556	\$4739	\$5601

### OPTIONS

Add upcharge to list price and code to model number

FR	CAL 133 (TB 133) Fire Retardant per yard	\$118	/yd.
MB	Moisture Barrier (up to 60" overall width)	\$164	ea.
MB60	Moisture Barrier (over 60" overall width)	\$262	ea.

AG	Adjustable Glide	\$25	/pair
2FO/C	2 Fabric Option	\$67	per seat
PAC	Poly Arm Caps, Black or Charcoal	\$78	ea.