


---

*2023 EVOKE PRICE LIST*



---

*EVOKE*


---

## SOLID PANELS

### LIST PRICE PER PANEL


Product No.

Module



#### CEILING HEIGHT UP TO 9'0"

|               |           |         |
|---------------|-----------|---------|
| E11/48/108/C1 | 43" - 48" | \$3,465 |
| E11/42/108/C1 | 37" - 42" | \$3,341 |
| E11/36/108/C1 | 31" - 36" | \$3,323 |
| E11/30/108/C1 | 25" - 30" | \$3,269 |
| E11/24/108/C1 | 19" - 24" | \$3,138 |
| E11/18/108/C1 | 13" - 18" | \$2,582 |
| E11/12/108/C1 | 8" - 12"  | \$2,262 |



#### CEILING HEIGHT UP TO 10'0"

|               |           |         |
|---------------|-----------|---------|
| E11/48/120/C1 | 43" - 48" | \$3,680 |
| E11/42/120/C1 | 37" - 42" | \$3,555 |
| E11/36/120/C1 | 31" - 36" | \$3,535 |
| E11/30/120/C1 | 25" - 30" | \$3,480 |
| E11/24/120/C1 | 19" - 24" | \$3,327 |
| E11/18/120/C1 | 13" - 18" | \$2,685 |
| E11/12/120/C1 | 8" - 12"  | \$2,354 |

---

#### SPECIFICATIONS:

For actual panel sizes in between the above modules, use the price of the next highest standard module.

Prices are for the complete panel, including base, ceiling channel and trim.

Prices do not include any corner, 3-way or wall post connections. Refer to page 3 for pricing.

#### FINISHES:

Panel Shell: Standard KI Powdercoat Colors

Ceiling Trim & Base covers: KI Standard Powdercoat Colors

## COMPONENTS

### CEILING HEIGHT UP TO 9'0"

### LIST PRICE PER COMPONENT

| Product No. | Description                    |         |
|-------------|--------------------------------|---------|
| EDP3/C1     | Evoke 3-Way Post               | \$694   |
| EDP4/C1     | Evoke 4-Way Post               | \$571   |
| EDPC/C1     | Evoke Corner Post              | \$591   |
| EDPE1/C1    | Evoke End Post                 | \$408   |
| EFG         | Evoke Wall Start Gasket        | \$15    |
| EDL3/C1     | Evoke to Lightline 3-Way Post  | \$643   |
| EDLC/C1     | Evoke to Lightline Corner Post | \$450   |
| EDLI/C1     | Evoke to Lightline Inline Post | \$434   |
| EF1/C1      | Evoke Filler Panel             | \$4,602 |

**FINISHES:** KI Standard Powdercoat Colors

### UPCHARGE - LIST PRICE PER PANEL

|                 |  |       |
|-----------------|--|-------|
| <b>OPTIONS:</b> | Erasable Steel Markerboard Shell                     | \$120 |
|                 | Single Duplex Electrical Box w/ Conduit              | \$892 |
|                 | Double Duplex Electrical Box w/ Conduit              | \$895 |
|                 | Single Data Box w/ Conduit                           | \$840 |
|                 | Lightswitch Electrical Box w/ Conduit in Panel Shell | \$892 |

### Terms of Sale

All prices are valid through October 31, 2024

Prices do not include sales or any other taxes, storage or insurance charges, or charges for special packing, handling and transportation methods required by the customer.

Payment terms are net 30 days.

### Sales Policy

Possession of this price list does not constitute authority to purchase and/or sell products contained herein.

### Acknowledgements

Every order is acknowledged. Orders will be manufactured and invoiced based upon the information on the acknowledgement. If there is any discrepancy, please notify KI immediately. Orders are accepted by KI per terms of the acknowledgement.

### Change Orders or Cancellations

Orders entered and acknowledged cannot be changed without KI's consent. Revisions to the order quantity or the product specifications may be acceptable provided they occur before the order is processed for material purchases and production. For changes or cancellations after manufacturing has started, the customer is responsible for all costs incurred, up to 100% of the order value.

### Installation

Installation is included.

### Freight Terms

Freight terms are F.O.B. Mississippi and based on full truck load quantities (approximately 320 LNF). Less than full truck loads will be subject to additional freight charges. Less than 10 panel orders will be subject to a \$275.00 crating charge.

KI reserves the rights to select the "best way" shipping method and means.

### Shipment Damage or Shortage

All merchandise is packed to comply with carrier requirements. All shipments should be carefully inspected by the consignee before acceptance, and the delivering carrier should be requested to record any damage or shortage.

If further damage is found after delivery, immediate inspection by the delivering carrier should be requested. Notification of concealed damages must be made to the delivering carrier within 15 days after delivery of the merchandise. Carrier liability ceases after 15 days.

In addition to being noted on the carrier bill of lading, any shortage must be reported in writing to KI within 3 days of receipt of shipment. Claims for missing materials cannot be honored after that time period.

## TERMS & CONDITIONS

### Warranty

Subject to the limitations set forth below, KI warrants the Evoke Wall panels, glazed units, door frames and related components to be without defects in material or workmanship for a period of five (10) years from the date of delivery. Wood veneer wrapped parts shall be without defects in material or workmanship for a period of five (5) years from the date of delivery. During this warranty period, KI will repair or replace, at KI's exclusive option, alleged defective merchandise. Wood doors are warranted for (10) years from the date of installation, subject to the manufacturer's instructions and exclusions.

This warranty does not cover defects or damage resulting from accidents, misuse, improper installation and relocation methods or transfer to storage. Vinyl and textile wall coverings, plastic laminates, and wood veneer finishes are not warranted against fading or wearing, or if improperly cleaned or treated by the customer or by others.

The warranty provided in this policy extends only to the KI customer which is defined as the purchaser of products initially and directly from KI or authorized KI dealers. The warranty does not extend to any third party that obtains, acquires or purchases KI products from a KI customer.

KI makes no other warranty with regard to any item manufactured by it, whether express or implied.

All inquiries and correspondence should be directed to:

KI - Architectural Walls  
1330 Bellevue Street  
Green Bay, WI 54302

Phone: (920) 468-2754  
Fax: (920) 468-2743  
Telex: TWX-910-263-1288