

LIVE LARGER

EZGO[®]

LIBERTY



FOUR FORWARD-
FACING SEATS

ELITE LITHIUM
POWERTRAIN

UNMATCHED
HANDLING & CONTROL

LIBERTY



COMMUTER

EXPLORER

LINKS

ELITE

CHARGING FORWARD.

The E-Z-GO® Liberty is a first-of-its-kind vehicle with four-forward facing seats. It is exclusively an ELITE lithium vehicle, activated by a proven, maintenance-free Samsung SDI lithium battery system that will propel your next adventure. Make the best of every moment in the E-Z-GO Liberty while experiencing unmatched maneuverability, increased comfort and more performance. Explore your next adventure with the E-Z-GO Liberty.

KEY FEATURES

- The Industry's First Four Forward-Facing Seats
- Premium Steering Wheel
- Functional Dash with Versatile Cup and Technology Holders, Plus Three Storage Areas
- LED Headlights
- Brake Lights
- USB Ports
- Base Packages Customized for Every Rider

COMMUTER PACKAGE

- Kruizer Tires on SPDR Wheels
- Convex Mirror
- Turn Signal
- Fender Flares

EXPLORER PACKAGE

- Paramount M/T Tires on SPDR Wheels
- Convex Mirror
- Fender Flares
- Brushguard

LINKS PACKAGE

- Loadstar Tires on Daytona Alloy Wheels
- Top Speed 14.5 Mph (23 Kph)
- 4-Bag Holder Attachment (Accessory)
- Sand Bottle Holder (Accessory)

DIMENSIONS

OVERALL LENGTH	106.5 in (271 cm)
OVERALL WIDTH	48 in (122 cm)
OVERALL HEIGHT (W/O ROOF)	54.5 in (138 cm)
OVERALL HEIGHT (W/ ROOF)	78 in (198 cm)
WHEEL BASE	76 in (193 cm)
FRONT WHEEL TRACK	37.5 in (95 cm)
REAR WHEEL TRACK	39 in (99 cm)
GROUND CLEARANCE @ DIFFERENTIAL	7 in (18 cm)

POWER

POWER SOURCE	56.7V DC
MOTOR TYPE	AC Induction
HORSEPOWER (KW)	11.7 hp (8.7 kW)
ELECTRICAL SYSTEM	56.7V
BATTERIES (TYPE)	Single, 56.7 Vol Li-Ion Composite Module (Standard Configuration)
KEY OR PEDAL START	Pedal
BATTERY CHARGER	56.7 V 350 W Domestic Charger, 3 m charging cord
SPEED CONTROLLER	235 amp AC controller
DRIVETRAIN	Motor Shaft Direct Drive
TRANSAXLE	Differential with helical gears
GEAR SELECTION	Dash Mounted FNR/key switch
REAR AXLE RATIO	16.99:1 (Forward)

PERFORMANCE


SEATING CAPACITY	4-Person
DRY WEIGHT	854 lb (387 kg) (without batteries)
CURB WEIGHT	900 lb (408 kg)
DASH / IP STORAGE CAPACITY	1123 in ² (18403 cm ²)
VEHICLE LOAD CAPACITY	800 lb (363 kg)
TURNING RADIUS	12.85 ft (3.92 m)
OUTSIDE CLEARANCE CIRCLE	25.7 ft (7.83 m)
SPEED (LEVEL GROUND)	Up to 19.5 mph (31 kph) ± 0.5 mph Up to 14.5 mph (23 kph) ± 0.5 mph

STEERING & SUSPENSION

STEERING	Self-compensating reduction rack and pinion
SUSPENSION	Leaf springs with hydraulic shock absorbers
BRAKES	Dual rear wheel mechanical self-adjusting drum
PARKING BRAKE	Self-compensating, single point engagement
TIRES	Kruizer 185/60-14 Paramount M/T 23x10-14 Loadstar 205/65-10

BODY & CHASSIS

FRAME	Welded steel with DuraShield™ powder coat
FRONT BODY AND FINISH	Injection Molded TPO
REAR BODY AND FINISH	Thermoform ABS
OPTIONAL BODY COLORS	Black, Bright White, Flame Red, Metallic Charcoal, Ocean Gray, Slate
PREMIUM SEAT COLORS	Black, Mushroom, Grey



Features and specifications of vehicles subject to change without notice. Vehicles as photographed may include options not included on base model.
©2022 Textron Specialized Vehicles Inc. 82706-G4 (Rev. 05/2022)



EZGO.com



VALOR[®]



Start Your Journey.

The E-Z-GO[®] Valor is built for those that follow their own path. With endless opportunities to customize, the Valor will make every ride unique. The Valor has the power to get you where you need to go and lets you experience the world in a golf cart built for your lifestyle.

INTELLIBRAKE[™]
TECHNOLOGY WITH
AUTOMATIC PARKING BRAKE

AUTOMOTIVE-STYLE
PEDALS

INDEPENDENT FRONT
SUSPENSION

EZGO[®]

VALOR®



Key Features

- 48V AC Powertrain or EX1 Closed-Loop EFI Gas Engine
- Automotive-Style Pedals
- Premium Steering Wheel
- Convex Mirror
- Standard LED Headlights and Taillights
- Independent Front Suspension
- 20" Turf Tires
- IntelliBrake™ Technology with Automatic Parking Brake (Electric Only)
- State of Charge Meter (Electric Only)

Color Options

ELECTRIC



Black



Inferno Red

GAS



Bright White



Platinum



ELECTRIC

DIMENSIONS	VALOR 2	VALOR 4	VALOR 2	VALOR 4
OVERALL LENGTH	94.5 (240 cm)	105.5 in (268 cm)	94.5 (240 cm)	105.5 in (268 cm)
OVERALL WIDTH	47.0 in (119 cm)			
OVERALL HEIGHT (W/O ROOF)	47.5 (121 cm)	47.6 In (120.9 cm)	48.5 (124 cm)	49 in (125 cm)
OVERALL HEIGHT (W/ ROOF)	70 (178 cm)	67.6 in (171.7 cm)	71 (181 cm)	76 in (193 cm)
WHEEL BASE	65.7 (167 cm)			
FRONT WHEEL TRACK	35.5 (90 cm)			
REAR WHEEL TRACK	38 (97 cm)			
GROUND CLEARANCE @ DIFFERENTIAL	4.5 in (11 cm)		4 (10 cm)	

EX1

POWER		
MOTOR TYPE	48 Volt AC	Single Cylinder OHV, 4 Cycle, 9.15 cu in (150 cc)
VALVE TRAIN	N/A	Single Cylinder OHV
FUEL SYSTEM	N/A	Closed-Loop Electronic Fuel Injection
HORSEPOWER (KW)	4.4 hp (3.3 Kw) Continuous	11.5 hp (8.6 kW) J1995 Standard
ELECTRICAL SYSTEM	48 Volt	Brushless DC Internal Starter Generator
BATTERIES (QTY/TYPE)	Four, 12 Volt Lead Acid Deep Cycle	One, 12 Volt Maintenance Free
KEY OR PEDAL START	Pedal	
AIR CLEANER	N/A	Industrial-Rated Dry Filter
LUBRICATION	N/A	Pressurized Oil System
OIL FILTER	N/A	Removable Oil Screen
COOLING SYSTEM	N/A	Air Cooled
FUEL CAPACITY	N/A	5.82 Gallon (22.3 L) Tank
BATTERY CHARGER	48 VDC QE, 120 VAC, UL & CSA	N/A
SPEED CONTROLLER	250 Amp Solid State Controller	N/A
DRIVETRAIN	Motor Shaft Direct Drive	Continuously Variable Transmission (CVT)
TRANSAXLE	Differential with Helical Gears	Differential with Helical Gears
GEAR SELECTION	Forward-Neutral-Reverse	Forward-Reverse
REAR AXLE RATIO	16.99:1	11.47:1 (Forward) 14.35:1 (Reverse)

PERFORMANCE

SEATING CAPACITY	2 or 4 Passenger			
DRY WEIGHT	635 lb (290 kg)	781 lb (355 kg)	676 lb (307 kg)	775 lb (352 kg)
CURB WEIGHT	935 lb (425 kg)	1136 lb (516 kg)	692 lb (314 kg)	791 lb (359 kg)
VEHICLE LOAD CAPACITY	800 lb (363 kg)			
OUTSIDE CLEARANCE CIRCLE	19 ft (5.8 m)			
SPEED (LEVEL GROUND)	19 mph ± 0.5 mph (31 kph ± 0.8 kph)	17 mph ± 0.5 mph (27 kph ± 0.8 kph)	19 mph ± 0.5 mph (31 kph ± 0.8 kph)	

STEERING & SUSPENSION

STEERING	Double Ended Rack & Pinion	
SUSPENSION	Independent A-Arm Coil Over Shock (Front) - Mono-Lead Springs with Hydraulic Shocks (Rear)	
SERVICE BRAKE	Induction Motor	Rear Wheel Mechanical Self-Adjusting Drum
PARKING BRAKE	Automatic Electro-Magnetic	Self-Compensating, Single Point Engagement
TIRES	20 x 8 x 10 Turf Tire on Black Wheel	

BODY & CHASSIS

FRAME	Welded Steel with Powder-Coat Protection	
BODY & FINISH	Injection Molded TPO	
AVAILABLE BODY COLORS	Black, Inferno Red	Platinum, White
AVAILABLE SEAT COLORS	Stone Beige, Black	



VALOR® 6



Room For So Much More.

The E-Z-GO® Valor 6 gives you the space to do so much more. With a distinct combination of durability, functionality, and spacious comfort, it will become more about the ride than the destination. The Valor 6 will keep you going wherever the road takes you - with room to spare.

REAR FACING
FLIP SEAT

COMFORTABLE SPACE
FOR SIX

48-VOLT
BATTERY SYSTEM

EZGO®

VALOR® 6



Key Features

- 48V AC Powertrain
- Convex Mirror
- Standard LED Taillights
- State of Charge Meter
- Flip-down Rear Facing Seat

Color Options



Black



Bright White



Inferno Red



Platinum



DIMENSIONS

OVERALL LENGTH	141.5 in (359 cm)
OVERALL WIDTH	45.88 in (117 cm)
OVERALL HEIGHT (W/O CANOPY)	48.38 in (123 cm)
OVERALL HEIGHT (W/ CANOPY)	72.63 in (184 cm)
WHEEL BASE	94 in (239 cm)
FRONT WHEEL TRACK	36.25 in (92 cm)
REAR WHEEL TRACK	36.25 in (92 cm)
GROUND CLEARANCE @ DIFFERENTIAL	5.5 in (14 cm)

POWER

POWER SOURCE	48 V
MOTOR TYPE	48 Volt AC Induction
HORSEPOWER (KW)	6 hp (4.5 kW)
ELECTRICAL SYSTEM	48V Primary
BATTERIES (QTY/TYPE)	4-12 V Lead Acid Batteries
BATTERY CHARGER	48 V 650 W SC-48 (Delta Q) Charger, 3 m charging cord
KEY OR PEDAL START	Pedal Start
SPEED CONTROLLER	350 Amp
DRIVETRAIN	Motor Shaft Direct Drive
TRANSAXLE	Differential with Helical Gears
GEAR SELECTION	Dash Mounted FNR/key switch
REAR AXLE RATIO	16.99:1 (Forward)

PERFORMANCE

SEATING CAPACITY	6-Passenger
DRY WEIGHT	994 lb (452 kg) (without batteries)
CURB WEIGHT	1322 lb (601 kg)
VEHICLE LOAD CAPACITY	1200 lb (544 kg)
OUTSIDE CLEARANCE CIRCLE	32.05 ft (9.8 m)
SPEED (LEVEL GROUND)	19.5 Mph (31.4 Kph)
TURNING RADIUS	16.03 ft (4.9 m)
DASH / IP STORAGE CAPACITY	1123 in³ (18403 cm³)
LOAD DECK CAPACITY	300 lbs. (136 kg)

STEERING & SUSPENSION

STEERING	Self-Compensating Reduction Rack and Pinion
SUSPENSION (FRONT & REAR)	Leaf Springs with Hydraulic Shock Absorbers
BRAKES	Dual rear wheel mechanical self-adjusting drum
PARKING BRAKE	Self-Compensating, Single Point Engagement
TIRES	Kenda K500 20x8-10

BODY & CHASSIS

FRAME	Welded Steel with DuraShield™ Powder Coat and E-Coat
BODY & FINISH	Injection Molded TPO
AVAILABLE BODY COLORS	Black, Bright White, Inferno Red, Platinum
AVAILABLE SEAT COLORS	Black, Grey on Black Stitched, White on Beige Stitched

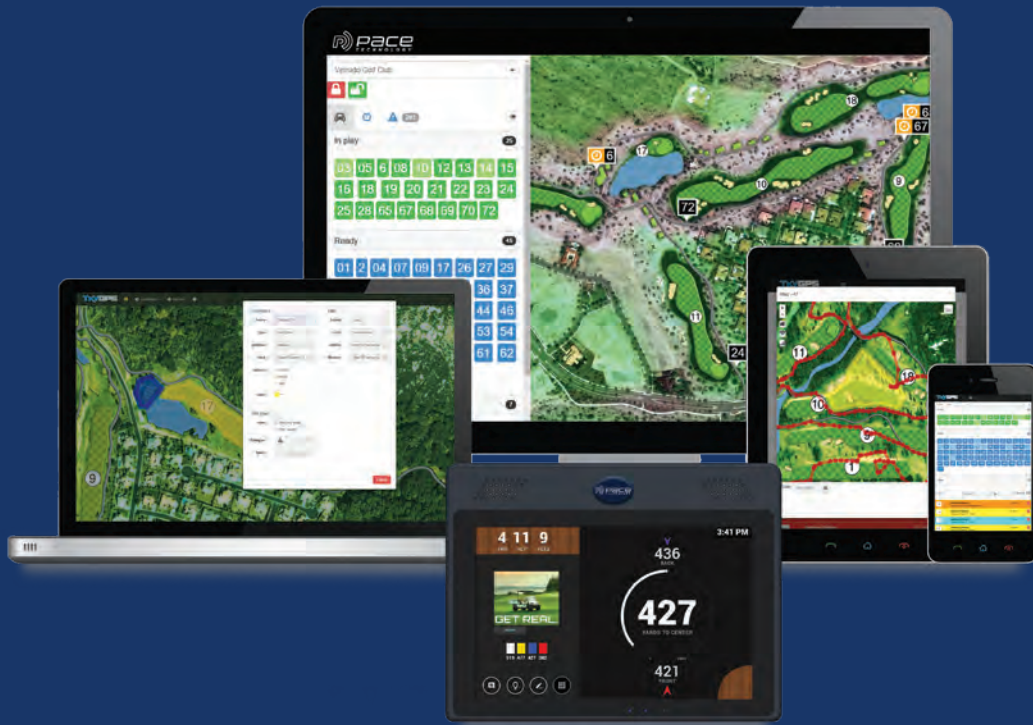
*ACCESSORIES AND OPTIONS (WITH EXCEPTIONS OF CANOPY AND WINDSHIELD) WEIGHT MUST BE DEDUCTED FROM LOAD CAPACITY



EZGO®

IT'S GOOD TO GO

EZGO.com



SINGLE-SOURCE SOLUTION

MONITOR,
MAINTAIN &
PROTECT YOUR
INVESTMENT

AMPLIFY
THE USER
EXPERIENCE

REAL-TIME DATA
FOR OPERATIONAL
EFFICIENCY &
PRODUCTIVITY



BRING EXTRA INTELLIGENCE TO YOUR FACILITY.



OPTIMIZED OPERATIONS

PREPARE FOR ANYTHING

- Weather Alert Feature
- Manually Alert Golfers
- Customizable Push Messaging

PROTECT YOUR INVESTMENT

- Geo-Fencing, Car Shutdown, and Speed Alerts
- Monitor Vehicle Travel History
- Real Time Vehicle Tracking
- Fault History and Alerting

REMOTE MONITORING

- Monitor Your Fleet Remotely
- Track Amp Hours, Charge Rates, and Vehicle Amp Hours
- Monitor Car Locations & Pace-of-Play
- Real-Time Data Analysis


CONNECT YOUR EQUIPMENT

- Maintain Turf Equipment and Utility Vehicles with the Screen-less Shield Plus
- Establish Target Times for Task Completion
- Examine Travel History
- Fleet Utilization and Vehicle Rotation Reports

CREW MANAGEMENT

- Workload Management Tools for Employee Productivity
- Monitor Remotely from Your Phone, Computer, or Tablet
- The Screen-Less Shield System takes up Less Space on the Vehicle

TECHNOLOGY REVOLUTIONIZING THE WAY TO PLAY.



MAXIMIZED EXPERIENCE



A PERSONAL CADDIE

- Course mapping and hole GPS.
- 3D flyovers for more accurate data.
- Digital scoring and pace-of-play tracking



DELIVER THE MESSAGE

- Customize and Send Announcements Around your Course
- Generate Revenue with Advertisements and Videos.
- Food and Beverage Reminders
- 2-Way Messaging Capabilities



EVENT MANAGEMENT

- Real-Time Leader-board with Golf Genius and ViPer Software
- Push Updates, Announcements, and Reminders Throughout the Round
- Compatible with a Variety of Tournament Formats



CRYSTAL CLEAR DISPLAY

- 7" or 10.1" Ultra-Bright Touchscreen Display"
- 5 Different Themed Screen Options
- Enhanced HD Hole Graphics and 3D Flyovers



SHIELD PLUS™

SHIELD™

7

7EX

10EX

MANAGEMENT & GEOFENCING

- Real-Time Equipment Location and Travel History
- Geofencing and Alerts
- Speed Zone Alerts
- Car Shutdown
- Automatically Scheduled Vehicle Lockdown
- Equipment Utilization Data
- Real-Time Pace-of-Play Monitoring / Reporting
- Remote Vehicle and Staging Lockdown
- Customizable Pace Schedules

TASK MANAGEMENT

- Custom Activity Zones
- Target Completion Times
- Work Efficiency Reports

SUPPORT

- Extended Warranty & Service
- Built-in Internal Battery
- Automatic Software Updates

ON-COURSE COMMUNICATION & MESSAGING

- 4G LTE Capabilities
- On-Card Pace Status and Automatic Golfer Warnings
- Distances to Front/Center/Back of Green
- Custom Staging Screens
- Multi-Media Advertising
- Two-Way Real-Time Messaging with Golfers

ENHANCED GOLFER EXPERIENCE

- High Resolution, Weather-Proof, Touch-Screen
- Simple Text-Only Yardage for the Golfer
- Enhanced HD Hole Graphics
- On-Screen Pro Tips
- Digital Scorecard
- Yardage to Pin
- Pin Placement Rotation Schedules
- Distances to Marked Hazards
- Interactive Touch-Screen Distances to Golfer Selected Points
- 3D Hole Flyovers with Full-Screen HD Video
- Food & Beverage Menus and Ordering
- Optional Tournament Management
- FM Radio and Music Streaming via Mobile Device
- Weather Warning Alert

EQUIPPED FOR:



GOLF CARS



UTILITY VEHICLES



PROFESSIONAL TURF EQUIPMENT

