
Intrinsic®

PRICE LIST | JANUARY 2023

For Canadian pricing, please visit Trendealer to see the current conversion rate being used or contact your local Fellowes Representative.

Fellowes®

Intrinsic Freestanding

Intrinsic Freestanding is a fully integrated line of laminate freestanding components including desks, credenzas, bridges, returns, hutches, bookcases, tables and laminate storage. This line offers high-end aesthetics, with a range of styling options and finishes.

Fellowes product catalogs are available in the following design software: 20/20 (CAP/ Giza) and Project Matrix. The Core price book is also available in .pdf (Acrobat Reader) format on www.trenddealer.com. For Architects and Designers, a free FSL (Furniture Symbol Library) is available on www.trendway.com.

Product dimensions are given throughout the product catalog and are followed by parenthesis which have the metric equivalent in millimeters. For example: A Rectangular Work Surface is available in a 48" (1219)-width.

Ordering Information

The most efficient way to enter an order is through Fellowes On-Line Order Entry on dealer.trendway.com, which also accepts .sif files from the design software listed above. Faxed orders are available as well but may extend lead-times.

For ease in specifying, Fellowes' catalog numbering system uses meaningful characters to convey description, surface type, and size. For example, ZFCD2436 represents an Intrinsic **C**orner **D**esk that is **24"** (610)-deep and is **36"** (914)-wide.

Order specification examples are shown throughout the price book at the bottom of each page. Be sure to follow the order sequence carefully to ensure complete and accurate order specification.

After placing an order, Fellowes will send an order acknowledgement that follows the sequence of information outlined below. Fellowes encourages you to follow the same steps so that checking your order against the acknowledgement will be as easy as possible.

Placing an Order

To make placing an order simple, Fellowes On-Line Order Entry automatically prompts the product and option decisions that are required. For accurate order processing on faxed orders, please type or use legible handwriting, and be sure to include the following information:

1. A complete "sold to" address with correct Zip code.
2. A complete "ship to" address with correct Zip code.

3. A purchase order number. (The order is issued to Fellowes Corporation, Holland, Michigan.)
4. A signature or name of person authorizing the purchase order.
5. A contact name and phone number at your company.
6. An actual calendar date for the requested delivery date (not ASAP).
7. Line items that are complete, which means all catalog numbers and descriptions, options listed for each product selected, fabric/finish pattern and color descriptions, and all corresponding letter or number codes. Be sure to make a pick for all available options. Also, combine identical items and specify total quantity unless using special marking or tagging.

(Refer to your price list for ordering options.)
8. Special products referenced by their control numbers as well as their descriptions.
9. Line items that include price per unit, as well as extended totals.
10. A total dollar amount for the purchase order.
11. Any special shipping requirements clearly noted; i.e., "call before delivery."

By placing your orders correctly and completely the first time around, your order will be processed and scheduled without delay (subject to credit approval).

Lead-Times

The majority of Intrinsic Freestanding products are shipped within Fellowes' standard lead time. Extended lead-time items in the catalog are designated by shading.

Note: Shipping lead-times are subject to product availability due to order size. For exact lead-times on your order contact Fellowes Customer Care.

Product Questions, Quotes & Order Placement On-Line

dealer.trendway.com

Hours: 24 Hours, 7 Days a Week

Customer Care Representative

Hours: Monday-Friday
7:30 am to 5:30 pm EST

Phone: 1-800-893-8115

Fax: 1-800-893-8121

e-mail: ciquincycustomerservice@fellowes.com

Fellowes Custom Solutions

Phone: 1-800-893-8117

For more information on Order Placement, Confirmation, and Lead-Times, see the Pricing, Procedures & Policies section in the back of the price book.

1. Transportation

All orders are shipped by Fellowes truck or common carrier. List prices shown include Fellowes specified freight cost on all orders. For additional information about transportation, contact Fellowes Customer Care 1-800-893-8115.

2. Prices

Prices shown in this offering are F.O.B. origin, freight prepaid. Fellowes reserves the right to change prices without notice.

Sequence Information

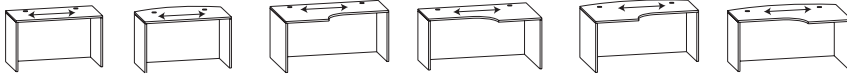
The table shows a sample of the price book format's sequence of information which will assist when placing an order and checking an order acknowledgement.

Sample
Part Number:

Catalog Number	Top Color	Base Color
ZFHD72	.XZ3	.XZ4

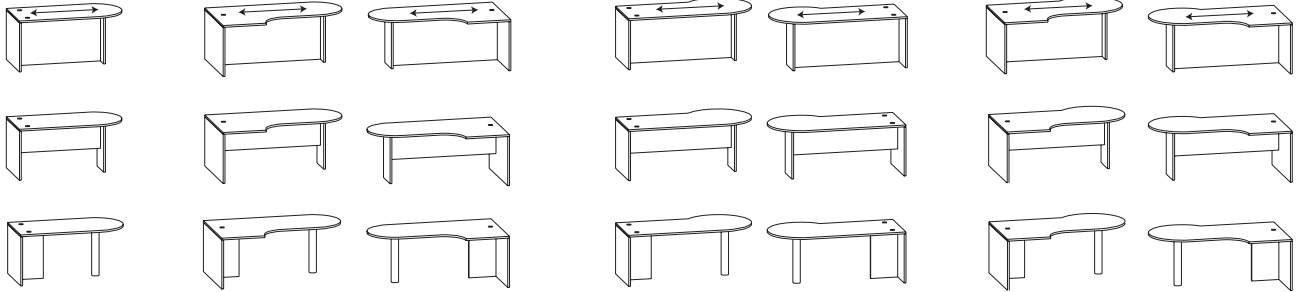
Intrinsic® | Desk & Returns | Hutches | Filing & Storage | Reception Stations | Statement of Line

Desks



D	W	D	W
24" x 48"	36" x 60"		
24" x 60"	36" x 66"		
24" x 66"	36" x 72"		
24" x 72"			
30" x 48"			
30" x 60"			
30" x 66"			
30" x 72"			
36" x 72"			

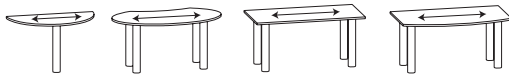
D1	W	W2	D2
24" x 42" x 66"	30"		
24" x 42" x 72"	30"		



D	W
30" x 60"	
30" x 66"	
30" x 72"	
36" x 72"	

D1	W	W2	D2
24" x 42" x 60"	30"		
24" x 42" x 66"	30"		
24" x 42" x 72"	30"		
24" x 48" x 72"	36"		

D1	D2	W
30" x 36" x 60"		
30" x 36" x 66"		
30" x 36" x 72"		



D	W
24" x 48"	

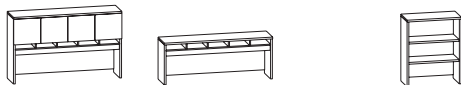
D	W
32" x 66"	
36" x 72"	

D	W
30" x 66"	
36" x 72"	

D	W
30" x 66"	
36" x 72"	

←→ Denotes direction of wood grain laminate.

Hutches




D	W	H
14" x 36" x 37"		
14" x 42" x 37"		
14" x 48" x 37"		
14" x 60" x 37"		
14" x 66" x 37"		
14" x 72" x 37"		

D	W	H
14" x 36" x 23 ³ / ₈ "		
14" x 42" x 23 ³ / ₈ "		
14" x 48" x 23 ³ / ₈ "		
14" x 60" x 23 ³ / ₈ "		
14" x 66" x 23 ³ / ₈ "		
14" x 72" x 23 ³ / ₈ "		

D	W	H
14" x 30" x 37"		
14" x 36" x 37"		

Filing & Storage

Pedestals

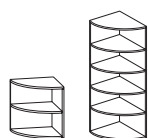


D W H
24" x 24" x 27³/₄"



D W H
22" x 15¹/₂" x 23"

Double Door/Wardrobe Cabinets



D W H
24" x 24" x 28³/₄"
24" x 24" x 65³/₄"



³/₄" x ³/₄" x ³/₄"




D W H
24" x 36" x 28³/₄"
24" x 36" x 65³/₄"



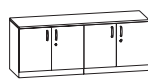
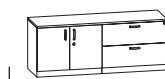
D W H
18" x 36" x 27³/₄"

Storage Towers



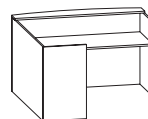
D W H
24" x 24" x 65³/₄"

Credenzas

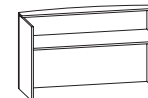
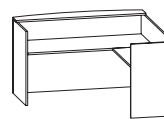


D W H
24" x 72" x 28³/₄"

Reception Stations



D D2 W W2 H
24" x 30" x 72" x 72" x 42"



D W H
30" x 72" x 42"

Tables

Collaborative, Café & Occasional Tables

Collaborative



Column
Leg Base

Disc
Base

Dia.
36"
42"
48"
60"



Laminate
Base

Column
Leg Base

Disc
Base

D/W
36"
42"
48"
60"

Cafe



Dia.
30"
36"
42"
48"

D / W
30"
36"
42"
48"

Occasional



D W H
22" x 22" x 19"
22" x 48" x 19"

Conference Tables

Racetrack

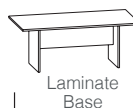


Laminate
Base

Column
Leg Base

D W
36" x 72"
48" x 72"
48" x 96"
60" x 96"
48" x 120"
48" x 144"

Rectangle



Laminate
Base

Column
Leg Base

D W
36" x 72"
48" x 72"
48" x 96"
48" x 120"
48" x 144"

Note: See the Tables price book for the complete tables offering.

Surface Material Program

The Fellowes Surface Material Program includes a broad selection of coordinated fabrics, laminate and trim finish options. Additionally, Fellowes offers a Customers Own Material (COM) program to allow customers to further personalize their work stations.

The following sections describe the Fellowes Surface Materials vocabulary.

Standard Program

Fellowes' Standard Program of timeless and popular fabrics, finishes, vinyls and laminates, is recommended for corporate standards programs. These fabrics are carded and swatched by Fellowes. Materials in the Fellowes Standard Program offering are readily available for orders to ship within 2-4 weeks. Refer to individual panels for fire rating classifications.

Scheduled Program

Fellowes' Schedule Program is made up of additional colors of standard patterns, as well as an evolving collection of fabrics from our textile partners designed to solve all your needs. Influenced and kept up to date by emerging trends, the typical life span in this program is one to three years and is not considered part of the standard program. To see the Scheduled fabrics go to the the surface material page on our website at www.Trendway.com and filter for "Scheduled" under "Lead-Times". Scheduled fabrics may have different lead time than standard fabrics. Please call Fellowes customer care for estimated ship dates.

Both Standard and Scheduled Materials in this program comply with the industry standards for quality and performance.

They all pass California Technical Bulletin 117-2013 and are listed as part of the UL recognized component program.

COM

Customers Own Material program allows customers to select and specify their own fabric or laminate on Fellowes product. For detailed information please see page 100 or Trenddealer.com.

Pre-Approved COM

Select from popular COM fabrics pre-approved by Fellowes. Customers are able to search the COM library on dealer.trendway.com for fabrics and specific applications that have passed manufacturability testing on Fellowes product.

HOW TO ORDER SAMPLES

Standard Program Binder Cards

Seating and panel binder cards are available through Fellowes fulfillment. dealer.trendway.com

Standard Program Samples

Samples of fabrics and finishes are available through Fellowes fulfillment. dealer.trendway.com

Scheduled Samples

Samples must be ordered directly through the supplier. Contact information is listed below and also on our website www.trendway.com/surface-materials. Click on the link next to the swatch samples.

Camira

www.camirafabrics.com
1-616-288-0655

Culp Contract

www.culpcontract.com
336-888-6274

Guilford Of Maine®

www.guilfordofmaine.com
1-800-544-0200

Mayer Fabrics

www.mayerfabrics.com
1-800-428-4415

Momentum® Textiles

www.memosamples.com
1-800-366-6839

Nevamar

www.nevamar.com
1-800-638-4380

Pionite

www.pionite.com
1-800-746-6483

Ultrafabrics®

www.ultrafabricsinc.com
914-460-1730

Wilsonart®

www.wilsonart.com
1-800-433-3222

Surface Material Legend



= 100% Recycled Content



= Bleach Cleanable. Refer to specific cleaning instructions for each fabric on www.Trendway.com.

Pattern	Capture Tiles	Choices Panels & All Systems Components	Fabric Screens	Tackboards		TrendWall	Volo	Cushion Tops
				> 60"	< 60"			
Amaze	↓	↓	↓	R	↓	↓	↓	•
Anchorage	↓	↓	↓	R	↓	•	↓	•
Aurora	↓	↓	↓	R	↓	↓	↓	•
Chase	↓	↓	↓	R	↓	↓	↓	•
Framework	↕	↕	↕	↕	↕	•	↕	•
Glint	↓	↓	↓	R	↓	↓	↓	•
Intermix	↓	↓	•	R	↓	↓	↓	•
Intuition*	↓	•	•	R	↓	•	↓	↓
Merge	↕	↕	↕	↕	↕	↕	↕	↕
Mingle	↓	↓	↓	R	↓	•	•	•
Netiquette**	↓	•	•	R	↓	↓	↓	•
Pact	↓	↓	↓	R	↓	↓	↓	•
Pursuit	↓	↓	↓	R	↓	↓	↓	•
Tabby Weave	↕	↕	↕	↕	↕	↕	↕	•

• Not Available

↕ Non Directional - Pattern will be applied for best yield

↓ Down Roll - The height dimension of the tile or component is parallel to the warp of the fabric

R Railroaded - The height dimension of the tile or component is perpendicular to the warp of the fabric

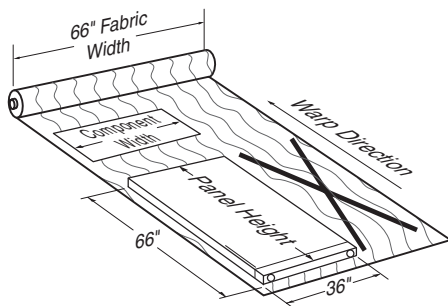
* Multi-use fabric (seating and panel) available on Capture, Fabric Screens, and Volo

** Not available on Choices Panels, but approved on Choice's Tackboards and Flipper Doors

Down-Roll (↓)

Down-roll means the height dimension of the tile or component is parallel to the warp of the fabric (Fig. A).

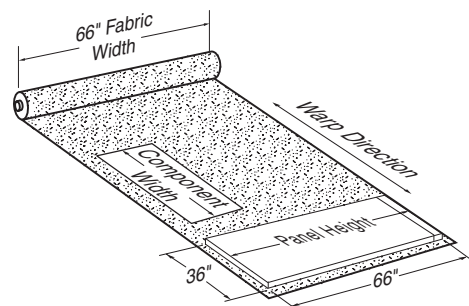
Fig. A



Railroad

Railroad means the height dimension of the tile or component is perpendicular to the warp of the fabric (Fig. B).

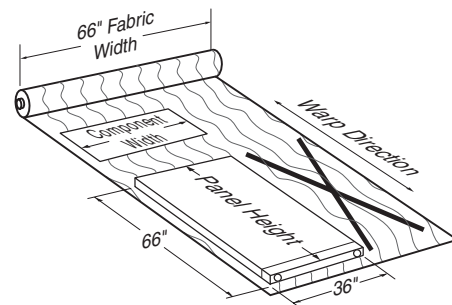
Fig. B




COM Fabrics

COM fabrics may be applied either Down-roll (Fig. A) or Railroad (Fig. B). When choosing Railroad on COM fabrics please note that 84" (2134)-high Choices and TrendWall Panels cannot be Railroad due to panel fabric being 66" (1676)-wide (Fig. C).

Fig. C



Standard Panel Fabrics

Framework		Grade 0	Intermix		Grade 1	Tabby Weave		Grade 2
Value Fabric			 Guilford of Maine					
KK1	Cappuccino		KDM	Foggy		QQ3	Cement Mix	
BJ7	Dove Gray		KDK	Husky		175	Crystal Blue	
KK2	Espresso		KDT	Neptune		238	Grey Mix	
B4Y	Eucalyptus		KDJ	Rocket Ship		K99	Medium Grey	
B4X	Gray Blue		KDH	Seagull		380	Quartz	
KJX	Grotto		KDV	Smoky Quartz		BV2	Silver Papier	
BFP	Hunter		KDR	Swan		150	Wedgewood	
BFR	Marble							
B4V	Sandy Pebble							
BG8	Twilight							
Merge		Grade 0	Mingle		Grade 1	Anchorage		Grade 3
			Guilford of Maine			Guilford Of Maine		
Z42	Dove		Z53	Biscuit		AR1	Angora	
Z43	Driftwood		Z4X	Carbon		AR0	Asteroid	
Z44	Eucalyptus		Z4Y	Crystal		BF4	Aubergine	
Z45	Fawn		Z52	Wheatberry		AQ8	Birch	
Z46	Fire Engine		Z51	Winter		BF9	Cobalt	
Z47	Graphite					AQ7	Deep Water	
Z49	Green Apple		Netiquette		Grade 1	BFM	Graphite	
Z4A	Ivy		KK5	Analog		BFF	Green Apple	
Z4C	Mandarin		KK3	Chipset		BFA	Lapis	
Z4D	Marshmallow		KK4	Dashboard		BFD	Midnight	
Z4F	Midnight		KK8	Gamma		GEB	Onyx	
Z4H	Slate		KK7	Inkjet		KX1	Pool	
			KKC	Pixel		BF2	Pumpkin	
			KKA	Refresh		AQ6	Quarry Blue	
			KK6	Schema		BFN	Red Delicious	
			KK9	Vector		AQ5	Slate	
						BFC	Thistle	
						AQ1	Vanilla	
						BXP	Waterfall	
						BFG	Willow	
						BFJ	Wolf	
Amaze		Grade 1	Pursuit		Grade 1	Glint		Grade 3
Guilford of Maine			 Guilford of Maine			Momentum		
Z4W	Morel		KDG	Cement		KG4	Caspian	
Z4T	Platinum		KDA	Dove		KG5	Column	
Z4V	Steel		KDF	Elephant		KG7	Gypsum	
Z4U	Sky		KDC	Mist Grey		KG9	Opal	
			KD9	Whisper		KJ2	Pumice	
			KDD	White Linen		KGC	Relic	
						KGE	Serene	
						KGF	Shale	
Aurora		Grade 1	Pact		Grade 2	Intuition*		Grade 4
Guilford of Maine			Guilford of Maine			Guilford of Maine		
Z55	Cloud		BM5	Aloe		Z27	Bisque	
Z54	Frost		BM8	Coastal		Z2C	Honey	
Z56	Latte		BMA	Dove		Z2E	Peacock	
Z57	Pewter		BME	Fern		Z2G	Sage	
Z58	Granite		BMF	Harbour				
			BMJ	Midnight				
			BMM	Patina				
			BMN	Putty				
			BMU	Sketch				
			BMW	Taupe				
			BMX	Toasty				
Chase		Grade 1						
Guilford of Maine								
Z4K	Coin							
Z4M	Ecru							
Z4P	Mushroom							
Z4R	Pumice							
Z4N	Shadow							

* Available on Capture, Fabric Screens, and Volo

To see all fabric options, go to [Trendway.com](https://www.trendway.com)

Standard Systems Finishes

Fellowes standard paints include smooth and textured styles in our six trim colors.

Systems Paints and Trim

K	Charcoal
DW	Designer White
G	Gray
L	Light Gray
Y	Sand
J	Stucco
TK	Textured Charcoal
TDW	Textured Designer White
TG	Textured Gray
TL	Textured Light Gray
TY	Textured Sand
TJ	Textured Stucco

Glazed Panels

Plexiglass

01	Clear
E3A	*Frosted

*Tempered Glass

03	Clear
05	Frosted

Ecoresin

The color options are semi-transparent with (or without) patterns.

*3form

E02	Solo Aqua Supermatte Ecoresin
E01	Solo Supermatte Ecoresin
E03	Spider Ecoresin

***Note:** These options are offered at an upcharge. Please refer to a specific item in your price list to determine the amount of upcharge.

Premium Systems Finishes

Premium finishes are offered at a modest upcharge. Please refer to a specific item in your price list to determine the amount of upcharge.

Smooth Metallic Paint

PA	Platinum
----	----------

Thermofused and High Pressure Laminates and Edge Color

Standard Program

Solid	Grade 1	Woodgrain	Grade 1
XZ4	Black	XZ8	Beigewood
XZH	Designer White	XZE	Brazilwood
		XZ3	Empire Mahogany
		XY6	Espresso Pearwood
		XYZ	Finnish Oak
		XZ2	Fusion Maple
		XZZ	Walnut
		XZ1	Wild Cherry

Woodgrain	Grade 2
XY2	Phantom Charcoal
XY1	Phantom Ecru
XY0	Phantom Pearl

** Available on Capture, Fabric Screens, and Volo*

To see all finish options, go to [Trendway.com](https://www.trendway.com)

CROSS REFERENCE

High Pressure Laminate (HPL), Thermofused Laminate (TFL), Edgebanding, Wood Veneer, Panel Vinyl

Solid Color Name	HPL Capture, Choices, Pack, Worksurfaces	TFL Capture, Intrinsic, Trig	Edgeband	Finish Code	Panel Vinyl Choices, TrendWall, Volo
Black		XZ4			
Charcoal**	583		K	K	V39
Designer White**	J0C	XZH	E1	DW	V52
Graphite	J9D		E6		
Gray**				G	
Light Gray**	573		L	L	V51
Platinum**				PA	V53
Sand**	J20		Y	Y	V48
Shadow	J04		E7		
Stucco**	J11		J	J	V49

Pattern Color Name	HPL Capture, Choices, Pack, Worksurfaces	Edgeband
Casual Linen	J6B	E8
Classic Linen	J6A	E9
Crisp Linen	J69	EB
Earthen Twill	J9H	EG
Graphite Twill	J9J	EH
Sarum Twill	J9G	EE

Woodgrain Pattern Name	HPL Capture, Choices, Pack, Worksurfaces	TFL Capture, Intrinsic, Trig	Edgeband	Wood Veneer Volo	Panel Vinyl TrendWall
Beigewood	J0G	XZ8	W8	M4	
Brazilwood	J0D	XZE	WE	M5	
Empire Mahogany		XZ3	W7	M8	
Espresso Pearwood	J9X	XY6	ER		
Finnish Oak	J98	XZY	WY		
Fusion Maple	J25	XZ2	W5	M2	
Phantom Charcoal	J9C	XY2	E5		
Phantom Ecru	J9B	XY1	E4		
Phantom Pearl	J9A	XY0	E3		
Sorrel Pear					AS4
Walnut	J99	XZZ	WZ		
Wild Cherry	J1R	XZ1	W6	M9	

** Fellowes standard trim paint color

To see all finish options, go to [Trendway.com](https://www.trendway.com)

Intrinsic Keying Order Form

This form can be used as a worksheet or an order form to determine what key-alike Intrinsic Core/Key Sets are needed for key-alike Intrinsic filing and storage, Intrinsic locks on Choices flipper units and for additional Intrinsic Lock Keys, Core Keys and Master Keys*. It is also used to specify special tagging instructions to designate installation locations, which is offered free of charge.

The information on this form can either be entered in Fellowes' design software, or through Fellowes On-line Order Entry on trendealer.com using the catalog numbers listed below or it can be used as an order form and faxed to Fellowes Customer Care.

Intrinsic Core/Key Set

Intrinsic Core/Key Set includes a lock core and 1 lock key. Intrinsic Core/Key Set numbers are randomly selected from existing inventory unless otherwise specified on this form. Requesting specific numbers** may delay shipment of your key-alike order and may require partial or delayed shipment of your lock cores and keys separately from your order. Additional lock keys are available.

Intrinsic Core Installation/Removal Key

Intrinsic Core Installation/Removal Key is needed to install Core/Key Sets and to remove or replace existing Intrinsic lock cores. One Core Key is included at no charge for every 1 to 50 Core/Key Sets ordered.

*Intrinsic Master Key

Intrinsic Master Key is used to open any Intrinsic style lock. Master keys are sent out separately from the product order. Request for Master keys must be made on the end users letterhead and faxed to Fellowes Customer Care at 1-800-893-8212. Orders are shipped within 24-hours of receipt.

Fellowes

P.O. Box 9016 Holland MI 49422-9016
Phone: (800) 893-8115 Fax: (800) 893-8121
www.fellowes.com

Intrinsic Keying Order Form

Customer P.O. Number _____ Fellowes Order Number _____

Ship to address if different from P.O. _____

Intrinsic Core/Key Set – ZFLCK

Qty.	List Price \$16	Key Number S101-S200	Key-Alike Special Tagging Instructions		
			Floor	Office	
2	\$32	S101	3	5	John's Office
6	\$96	S101	2		Offices 201, 252

Additional Intrinsic Lock Key(s) – ZFKEY

Qty.	List Price \$8	Key Number S101 -S200	
1	\$8		

Additional Intrinsic Core Installation/Removal Key(s) – ZFCK

Qty.	List Price \$4	One core removal key is included at no charge for every 50 lock sets ordered.
3	\$12	

Intrinsic Master Key(s)

Intrinsic Master Keys are used to open any Intrinsic style lock. Master keys are sent separately from the product order. Request for Master keys must be made on the end users letterhead and faxed to Fellowes Customer Care at 1-800-893-8121. Orders are shipped within 24-hours of receipt.



Intrinsic Keying Order Form

Customer P.O. Number _____ Fellowes Order Number _____

Ship to address if different from P.O.

Intrinsic Core/Key Set – ZFLCK

[illegible]

Additional Intrinsic Lock Key(s) – ZFKEY

Qty.	List Price \$8	Key Number S101 -S200	

Additional Intrinsic Core Installation/Removal Key(s) – ZFCK

Qty.	List Price \$4	One core removal key is included at no charge for every 50 lock sets ordered.

Intrinsic Master Key(s)

Intrinsic Master Keys are used to open any Intrinsic style lock. Master keys are sent separately from the product order. Request for Master keys must be made on the end users letterhead and faxed to Fellowes Customer Care at 1-800-893-8121. Orders are shipped within 24-hours of receipt.

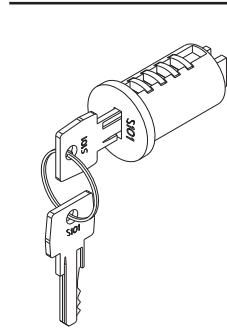
The Intrinsic Core/Key Set must be ordered when the Key-Alike Lock option is chosen to replace the “disposable” core that ships with Intrinsic filing units in order for these units to lock. This set can also be ordered to replace an existing Intrinsic Core/Key Set. Includes an Intrinsic lock core, 1 lock key and 1 Core Installation/Removal Key for every 1 to 50 Core/Key Sets ordered.

Intrinsic Core Installation/Removal Key

The Intrinsic Core Installation/Removal Key is needed to install or remove Intrinsic Cores in Intrinsic filing units or in Intrinsic Locks for Choices Flipper Units (ZCHFLA and ZCTAFLA). One Core Key is included at no charge with every 1 to 50 Intrinsic Core/Key Sets ordered. This key is available if additional Installation/Removal Keys are needed.

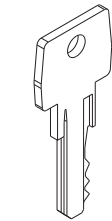
Intrinsic Lock Key

Intrinsic Lock Keys have a unique fold-away design to allow for a larger key grip area. These keys are available if additional Intrinsic Lock Keys are needed.



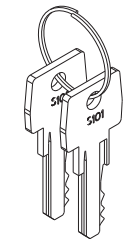
Intrinsic Core/Key Set

	List Price	Catalog Number	Key Number
	\$16	ZFLCK	S101-S200



Intrinsic Core Installation/Removal Key

	List Price	Catalog Number	
	\$4	ZFCK	



Intrinsic Lock Key

	List Price	Catalog Number	Key Number
	\$8	ZFKEY	S101-S200
Build your complete Part Number here:		----	----

Sample Part Number:

ZFKEY ----	.S101 ----	
\$8	+	N/C

Total Cost \$8 =

This image shows a single sheet of white paper with horizontal ruling lines. The lines are evenly spaced and run across the width of the page. There are no margins, text, or other markings on the paper.

Intrinsic Freestanding

Typical Workstations [14](#)

Overview & Ordering Information [15](#)

Rectangular, Extended Rectangular Desks & Credenzas [21](#)

Bowed Top & Extended Bowed Top Desks [23](#)

D-Top & Extended D-Top Peninsula Desks [25](#)

P-Top & Extended P-Top Peninsula Desks [27](#)

Corner Desks [29](#)

Extended Conference Desk [30](#)

Freestanding Desks [31](#)

Freestanding Desk Modesties [32](#)

Hutches (Including Wall Mounted Storage) [34](#)

Pedestals – Laminate [38](#)

Pedestal Accessories – Laminate [39](#)

Storage Cabinets – Laminate [42](#)

Storage Cabinet Accessories – Laminate [43](#)

Storage Credenzas – Laminate [44](#)

Storage Towers – Laminate [45](#)

Storage Tower Accessories – Laminate [46](#)

Bookcases – Laminate [47](#)

Bookcase Shelves – Laminate [48](#)

Reception Stations [49](#)

Intrinsic Freestanding Overview

Intrinsic Freestanding is a fully integrated line of quality freestanding desks and modular case goods. The collection includes desks, credenzas, hutches, modular filing and storage, and conference tables. This line offers high-end aesthetics, with a range of styling options and finishes.

Ordering Information

For ease in specifying, Fellowes' catalog numbering system uses meaningful characters to convey description, surface type, and size. For example. ZFCD2436 represents an Intrinsic **Corner Desk, 24"** (610)-deep by **36"** (762)-wide.

By following the Sample Part Number Example at the bottom of each page, you create a Part Number for each product. This Part Number will match your acknowledgement and packing slip.

When ordering filing and storage units, list the following:

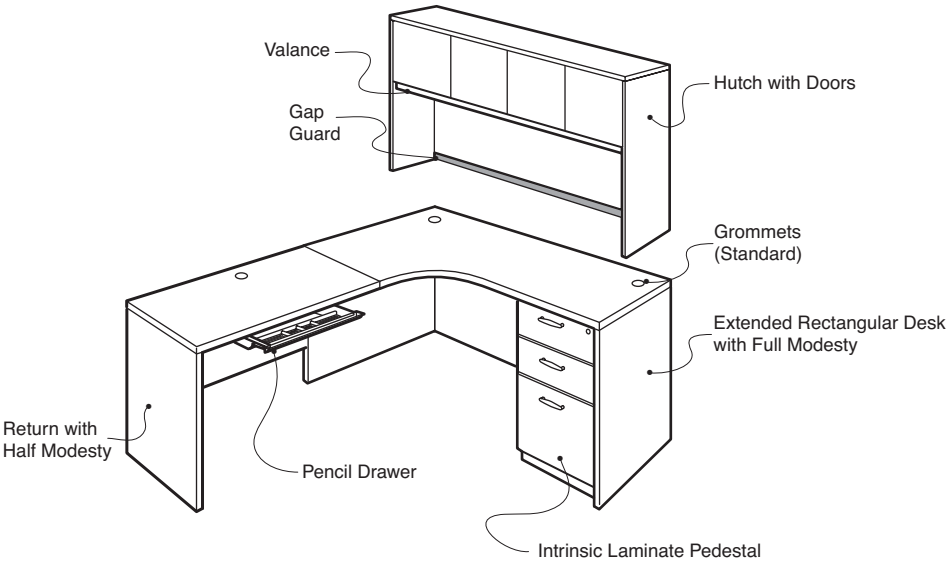
- 1. Quantity (combine same products)
- 2. Complete Part Number, see Sample Part Number at the bottom of each page for correct number sequence.
- 3. For ease of reading, place a period between each option number (ZFERDR427230.F.XZ1.XZ4.XZ1).

Intrinsic Key Option

Intrinsic Laminite filing and storage units have two lock options to choose from. Units can be randomly keyed (option "R") or they can be key-alike (option "T") for no additional upcharge (see page 9 for more information). When the randomly keyed option "R" is chosen the Intrinsic Laminite filing and storage unit will ship with a randomly numbered core/key.

When the key-alike option "T" is chosen the Intrinsic Laminite filing unit will ship with a "disposable" core in place of the core/key and the specified Intrinsic Core/Key set(s) will be packaged separately for field installation. The "disposable" core must be field replaced with an Intrinsic Core/Key set in order for the Intrinsic Laminite filing unit to lock. The Core/Key set (ZFLCK) must be ordered separately or by using the Intrinsic Keying order form.

Sample Part Number:	ZFERDR427230		.F	.XZ1	.XZ4	.XZ1					
Total Cost \$1180 =	\$1180		+	N/C	+	N/C	+	N/C	+	N/C	N/C



STANDARD FEATURES

Modesties

Modesty panels are available as full-height or half-height. Half-height modesties provide 12" (305) of space under the modesty for accessing wall outlets.

End Panels and Supports

Desks come with full depth end panels or Adjustable Support Column and T-base (Peninsula and Extended Conference desks only). Returns come with a full or recessed end panel.

Edgebanding

Components are finished with PVC edgebanding. The edgeband color will always match the color of the Thermofused Laminate unless an option pick is noted. All work surfaces and storage component tops have 3mm edgebanding. All remaining components have 1mm edgebanding.

Wire Management

All desks, credenzas, returns, bridges, and reception stations are equipped, at work surface level, with one or multiple grommets. An optional grommet is available for field installation in all modesty panels. Grommets are available in black only.

Drawers

All drawers are built for trouble-free performance:

- Chrome plated fully progressive ball bearing suspensions with over-travel on all lateral file drawers with 150 lbs rated load capacity.
- Chrome plated ball bearing suspensions on all box drawers and file drawers with 75 lbs rated load capacity.
- Drawer construction is laminated particleboard sides with MDF bottom.
- Integrated PVC top rails for file storage on lateral drawers and 12" pedestal drawers.
- Interlock standard on all freestanding laterals.

Doors

Hutch and Storage doors have 95 degree hinges and shock absorbent bumpers.

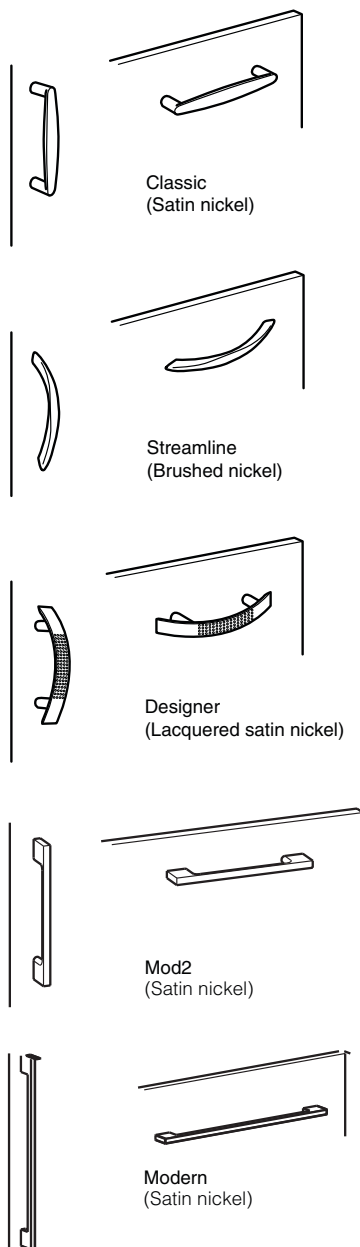
Leveling Glides

Desks, Credenzas, Returns, Bridges, Reception Stations, Tables and Bookcases allow up to 1" height adjustment.

Pedestals, Laterals, File Centers, Storage Cabinets and Towers allow up to 1⁵/₈" height adjustment, and are adjustable from inside the storage unit.

Pull Style Options

Intrinsic Laminate Freestanding filing and storage units have four 128mm center applied pull options (Classic, Streamline, Designer and Mod2) and one 256mm center pull (Modern). These are all plated nickel finish.



Dimensions

All dimensions listed are nominal unless otherwise noted.

Certification

All components of the Intrinsic Freestanding offering meet or exceed ANSI/BIFMA x5.5-2014 performance standards unless noted.

Special Products and Finishes

Please contact Fellowes Custom Solutions 1-800-893-8117 for product availability and pricing on non-standard products.

Special finishes (i.e. non-standard) may be ordered at an upcharge. Minimum quantity may be required. Please verify with our Custom Solutions Department. Delivery may take longer depending on the choice of finish or type of material.

SPECIFICATIONS

Component Capacities

Fellowes Corporation will not, under any circumstances, guarantee or assume responsibility for loading performance beyond the basic individual component capacities given below.

Desks:

5 lbs. (2.3kg) per linear inch, uniformly distributed.

Hutches and Bookcases:

3 lbs. (1.4kg) per linear inch of usable space.

Overhead Storage Units: Inside —

3 lbs. (1.4kg) per linear inch.

Top — 2 lbs. (.9kg) per linear inch of usable space.

Pedestal:

6" (152) Pedestal Drawer — 20 lbs. (9kg)

12" (305) Pedestal Drawer — 40 lbs. (18kg)

Top — 90 lbs. (41kg)

Laterals:

Drawer — approx. 2.6 lbs. (1.17kg) per linear inch

Top — approx. 4.6 lbs. (2.1kg) per linear inch

Storage Towers:

6" (152) Pedestal Drawer — 20 lbs. (9kg)

12" (305) Pedestal Drawer — 40 lbs. (18kg)

Top — 140 lbs. (64kg)

Wardrobe Shelf — 30 lbs. (14kg)

Wardrobe Bottom — 50 lbs. (23kg)

Cupboard Shelf — 60 lbs. (27kg)

Cupboard Bottom — 90 lbs. (41kg)

Coat Rod — 55 lbs. (25kg)

Double-Door Storage Units:

Shelf — 100 lbs. (45kg)

Top — 160 lbs. (73kg)

Bottom of Cabinet — 160 lbs. (73kg)

Coat Rod — 55 lbs. (25kg)

Tables:

36" (914) - 60" (1524) — 200 lbs. (276kg)

72"(1829) and longer — 400 lbs. (552kg)

Reception Stations:

Counter Caps: 3.5 lbs. (1.6kg) per linear inch, uniformly distributed.

Maximum Load Capacity For Any Storage Unit

The maximum load capacity for any storage unit is calculated by multiplying the above stated lbs. for each shelf or drawer that is included with the unit and adding them together (includes the top of the unit and the inside bottom).

Eg: Maximum load capacity for a ZFDDF536 = load capacity for bottom + 3 shelves + unit top
= 160 lbs. + 100 lbs. x 3 + 160 lbs.
= 620 lbs. maximum load

Eg: Maximum load capacity for a ZFLATF236 = load capacity for drawer x 2 drawers + unit top
= 2.6 lbs./linear in. x 36" x 2 + 4.6lbs./linear in. x 36"
= approx. 352 lbs. maximum load (for actual load capacities for each size Intrinsic Laminate Lateral File contact Fellowes Customer Care or visit trendealer.com).

Note: The addition of more shelves does not increase the maximum amount a unit can be loaded.

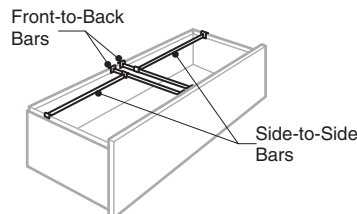
WARNING:

Failure to observe the recommended practices, such as loading beyond listed capacities, will result in unsafe usage conditions and may result in bodily injury or failure of other components.

Any modification to Fellowes product will change the criteria referenced above. Fellowes will not be responsible for product warranty if modifications are made to the product or if the capacities referenced are exceeded.

Laminate Lateral Files and File Center Specifications


Intrinsic Laminate Lateral Files and Lateral File Centers are factory configured for side-to-side filing. If front-to-back filing is desired, the side-to-side filing bars may be removed. No additional parts are necessary to convert drawer to front-to-back filing.



For use with Intrinsic Laminate Lateral Files and File Center


Legal Size Filing

30" - Wide & File Center



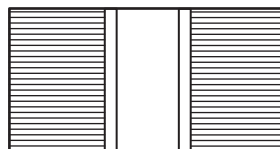
1 Pair Intrinsic Laminate Front-to-Back Filing Bars

30" - Wide & File Center



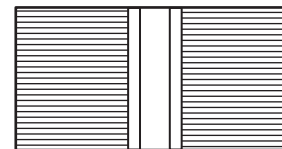
1 Intrinsic Laminate Front-to-Back Filing Bar

36" - Wide



1 Pair Intrinsic Laminate Front-to-Back Filing Bars

36" - Wide



1 Pair Intrinsic Laminate Front-to-Back Filing Bars

Lateral Files

CAUTION: Any freestanding lateral file, if improperly used or loaded, can tip. Since files may contain significant weight, this tipping can result in serious damage and/or personal injury. For proper and safe performance, read and follow instructions provided with each file.

Do not attempt to open more than one lateral file drawer at a time. Do not use drawers as steps. Failure to follow these instructions may cause tipping of cabinet, resulting in personal injury.

Use counterbalance weights whenever lateral files or pedestals are not anchored or ganged back-to-back. Side-by-side ganging does not improve stability.

To avoid tipping, always load bottom drawers before loading top drawer.

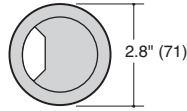
Grommets

Work surface grommets are standard on all desk units, bridges and returns.

Grommets are available in black only. The following drawings show standard grommet locations.

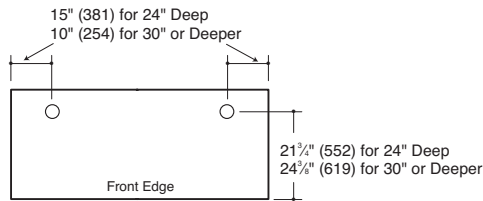
Contact your Customer Care representative for more information.

Grommet Dimensions

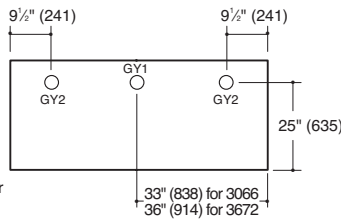


Standard Grommet Locations

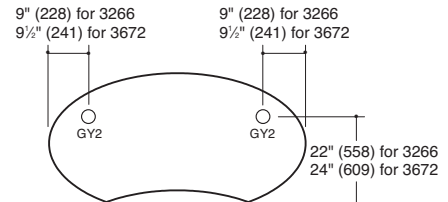
Rectangular/Credenza and Bowed Front Desks



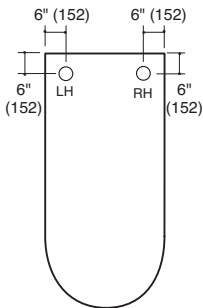
Freestanding Rectangular and Bowed Front Desks



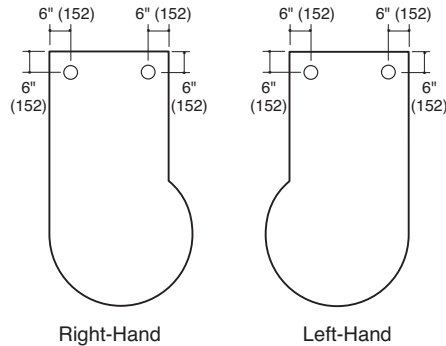
Freestanding Kidney Desks



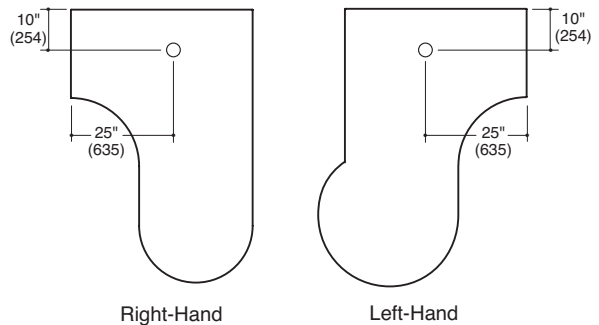
D-Shaped Peninsula Desks



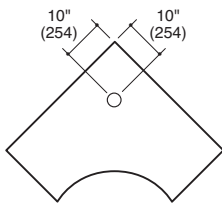
P-Shaped Peninsula Desks



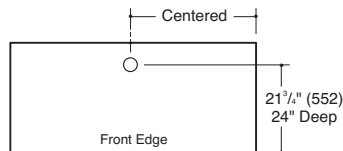
Extended D- and P-Shaped Peninsula Desks



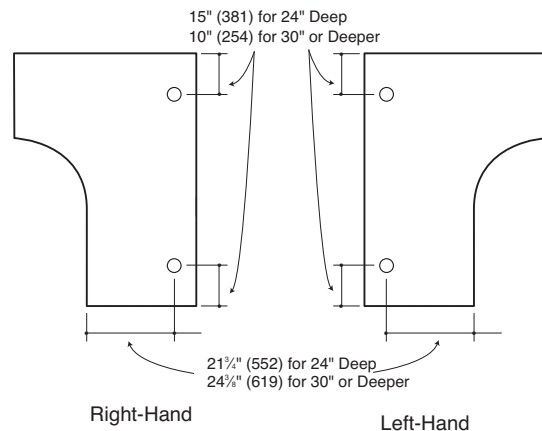
Corner Desks



Returns/Bridges



Extended Rectangular/Credenza Desks



Rectangular Desks/Credenza

The Rectangular Desk has a Thermofused Laminate top with vinyl edging. Standard features include a modesty, end panels, leveling glides and grommets. See grommet information in the planning section for standard grommet locations.

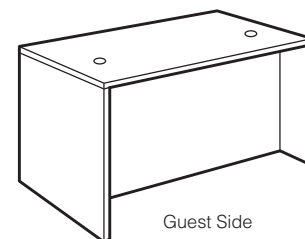
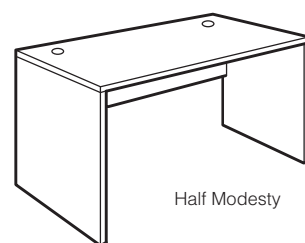
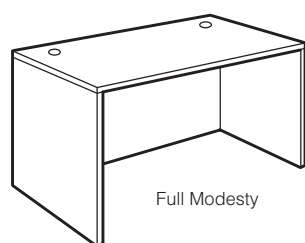
End panels are non-handed and can be field installed on either the left or right side.

Pedestals, File Centers, Pencil Drawers and other Filing and Storage units are

specified separately for maximum flexibility. These units are offered in the filing and storage section.

If using a 24" (610)-deep desk as a Credenza, the inside dimensions are 57⁵/₈" (1464) for a 60" (1524)-wide and 69⁵/₈" (1768) for a 72" (1829)-wide. Therefore, two 30" (762)-wide storage units will not fit under a ZFRD2460 and two 36" (914)-wide storage units will not fit under a ZFRD2472.

Shipped ready to assemble.



Intrinsic Rectangular Desk/Credenza

Dimensions		List Price		Catalog Number	Modesty Panel/Support	Top Color	Top Edge Color	Modesty/End Panel Color
Depth	Width	1	2					
24" (610)	48" (1219)	\$785	\$863	ZFRD2448	No Cost H Half F Full	Thermofused Laminate	Thermofused Laminate	See Surface Materials Page 7
	60" (1524)	802	880	ZFRD2460				
	66" (1676)	820	898	ZFRD2466				
	72" (1829)	834	912	ZFRD2472				
30" (762)	48" (1219)	\$894	\$972	ZFRD3048		See Surface Materials Page 7	See Surface Materials Page 7	Modesty and End Panel Edge will match color.
	60" (1524)	921	999	ZFRD3060				
	66" (1676)	950	1028	ZFRD3066				
	72" (1829)	993	1071	ZFRD3072				
36" (914)	72" (1829)	\$1056	\$1196	ZFRD3672				
Build your complete Part Number here:					---	---	---	---

Sample Part Number:

ZFRD3066	.H	.XZ2	.XZ4	.XZ2
---	---	---	---	---

Total Cost \$950 =

\$950	+	N/C	+	N/C	+	N/C	+	N/C
-------	---	-----	---	-----	---	-----	---	-----

Extended Rectangular Desks/Credenza

The Extended Rectangular Desk has a Thermofused Laminate top with vinyl edging. Standard features include a modesty, end panels, leveling glides and grommets. See grommet information in the planning section for standard grommet locations.

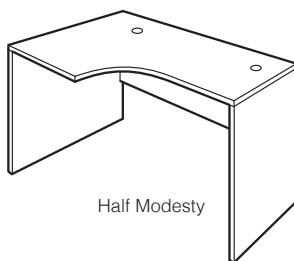
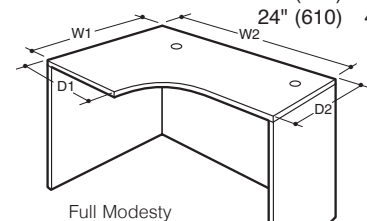
Pedestals, File Centers, Pencil Drawers and other Filing and Storage units are specified separately for maximum flexibility. These units are offered in the filing and storage section.

If using a 24" (610)-deep extended desk as a Credenza, the inside dimensions are 57⁵/₈" (1464) for a 60" (1524)-wide and 69⁵/₈" (1768) for a 72" (1829)-wide. Therefore, two 30" (762)-wide storage units will not fit under a ZFERDR366024 and two 36" (914)-wide storage units will not fit under a ZFERDL247236.

Shipped ready to assemble.

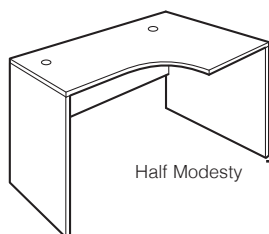
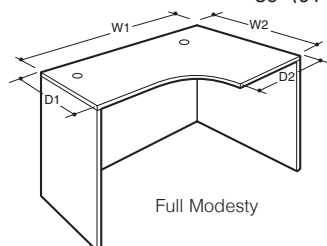
Intrinsic Extended Rectangular Desk/Extended Credenza – Right-Hand

Depth 1	Dimensions		Depth 2	List Price Thermofused Grade		Catalog Number	Modesty Panel/Support	Top Color	Top Edge Color	Modesty/End Panel Color
	Width 1	Width 2		1	2					
24" (610)	36" (914)	60" (1524)	24" (610)	\$1063	\$1141	ZFERDR366024	No Cost H Half	Thermo-fused Laminate	Thermo-fused Laminate	See Surface Materials Page 7
24" (610)	36" (914)	66" (1676)	24" (610)	1149	1227	ZFERDR366624				
24" (610)	36" (914)	72" (1829)	24" (610)	1155	1233	ZFERDR367224				
24" (610)	42" (1067)	66" (1676)	30" (762)	1176	1254	ZFERDR426630				
24" (610)	42" (1067)	72" (1829)	30" (762)	1180	1258	ZFERDR427230	F Full	See Surface Materials Page 7	See Surface Materials Page 7	Modesty and End Panel Edge will match color.
24" (610)	48" (1219)	72" (1829)	36" (914)	1210	1315	ZFERDR487236				



Intrinsic Extended Rectangular Desk/Extended Credenza – Left-Hand

Depth 1	Dimensions		Depth 2	List Price Thermofused Grade		Catalog Number
	Width 1	Width 2		1	2	
24" (610)	60" (1524)	36" (914)	24" (610)	\$1063	\$1141	ZFERDL246036
24" (610)	66" (1676)	36" (914)	24" (610)	1149	1227	ZFERDL246636
24" (610)	72" (1829)	36" (914)	24" (610)	1155	1233	ZFERDL247236
30" (762)	66" (1676)	42" (1067)	24" (610)	1176	1254	ZFERDL306642
30" (762)	72" (1829)	42" (1067)	24" (610)	1180	1258	ZFERDL307242
36" (914)	72" (1829)	48" (1219)	24" (610)	1210	1315	ZFERDL367248



Build your complete Part Number here:

Sample Part Number:

ZFERDR427230 .H .XZ3 .ZZ4 .XZ3

Total Cost \$1180 =

\$1180 + N/C + N/C + N/C + N/C

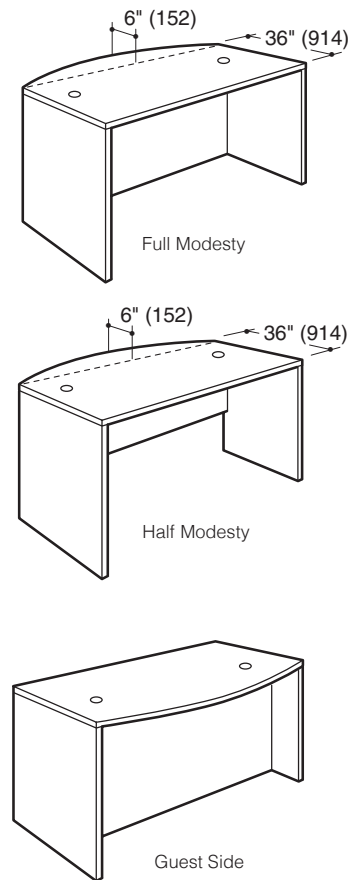
Bowed Front Desks

The Bowed Front Desk has a Thermofused Laminate top with vinyl edging. Standard features include a modesty, end panels, leveling glides and grommets. See grommet information in the planning section for standard grommet locations.

The Bowed Front Desk has a bowed top that is curved on the guest side extending 6" at the center.

End panels are non-handed and can be field installed on either the left or right side.

Pedestals, File Centers, Pencil Drawers and other Filing and Storage units are specified separately for maximum flexibility. These units are offered in the filing and storage section.
Shipped ready to assemble.



Intrinsic Bowed Front Desk

Dimensions		List Price		Catalog Number	Modesty Panel/Support	Top Color	Top Edge Color	Modesty/End Panel Color
Depth	Width	1	2					
36" (914)	60" (1524)	\$1079	\$1184	ZFBD3660	No Cost H Half F Full	Thermo-fused Laminate	Thermo-fused Laminate	See Surface Materials Page 7
	66" (1676)	1101	1206	ZFBD3666		See Surface Materials Page 7	See Surface Materials Page 7	Modesty and End Panel Edge will match color.
	72" (1829)	1113	1218	ZFBD3672				
Build your complete Part Number here:								

Sample Part Number:

ZFBD3660	.H	.XZ2	.XZ4	.XZ2				
\$1079	+	N/C	+	N/C	+	N/C	+	N/C

Total Cost \$1079 =

Extended Bowed Front Desks

The Extended Bowed Front Desk has a Thermofused Laminate top with vinyl edging. Standard features include a modesty, end panels, leveling glides and grommets. See grommet information in the planning section for standard grommet locations.

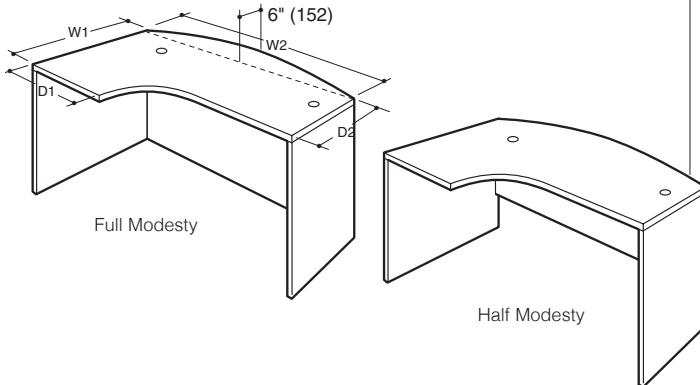
The Extended Bowed Front Desk has a bowed top that is curved on the guest side extending 6" at the center.

Pedestals, File Centers, Pencil Drawers and other Filing and Storage units are specified separately for maximum flexibility. These units are offered in the filing and storage section.

Shipped ready to assemble.

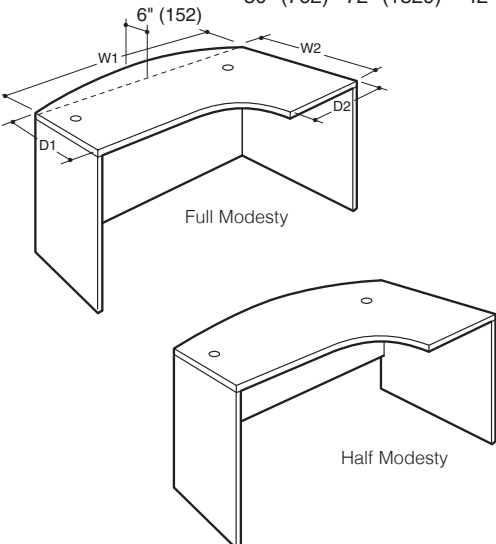
Intrinsic Extended Bowed Front Desk – Right-Hand

Depth 1	Dimensions		Depth 2	List Price Thermofused Grade		Catalog Number	Modesty Panel/Support	Top Color	Top Edge Color	Modesty/End Panel Color
	Width 1	Width 2		1	2					
24" (610)	42" (1067)	66" (1676)	30" (762)	\$1354	\$1432	ZFEBDR426630	No Cost H Half F Full	Thermo-fused Laminate	Thermo-fused Laminate	See Surface Materials Page 7
24" (610)	42" (1067)	72" (1829)	30" (762)	1370	1448	ZFEBDR427230		See Surface Materials Page 7	See Surface Materials Page 7	Modesty and End Panel Edge will match color.



Intrinsic Extended Bowed Front Desk – Left-Hand

Depth 1	Dimensions		Depth 2	List Price Thermofused Grade		Catalog Number
	Width 1	Width 2		1	2	
30" (762)	66" (1676)	42" (1067)	24" (610)	\$1354	\$1432	ZFEBDL306642
30" (762)	72" (1829)	42" (1067)	24" (610)	1370	1448	ZFEBDL307242



Build your complete Part Number here:

Sample Part Number:

ZFEBDR427230	.H	.XZ1	.XZ4	.XZ1
--------------	----	------	------	------

Total Cost \$1370 =

\$1370	+	N/C	+	N/C	+	N/C	+	N/C
--------	---	-----	---	-----	---	-----	---	-----

D-Top Peninsula Desks

D-Top Peninsula and Extended D-Top Peninsula Desks have Thermofused Laminate D shaped top with vinyl edging. Standard features include a T-base support with adjustable height support column, or a modesty with end panels, leveling glides and grommets. See grommet information in the planning section for standard grommet locations.

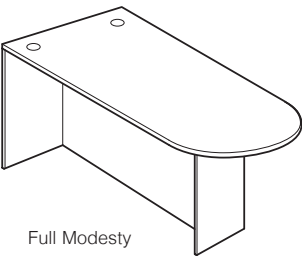
D-Top Peninsula Desks are non-handed and Extended D-Top Peninsula Desks are handed.

If T-Base is chosen, specify a trim color for the support column.

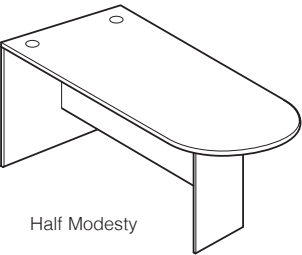
Note: A D-Top Peninsula Desk must be connected to other Freestanding units for proper stability. Refer to planning guidelines for more information.

Pedestals, File Centers, Pencil Drawers and other Filing and Storage units are specified separately for maximum flexibility. These units are offered in the filing and storage section.

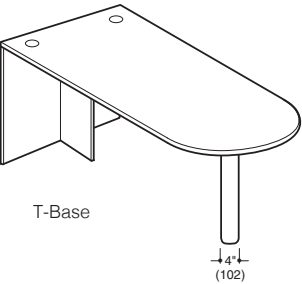
Shipped ready to assemble.



Full Modesty



Half Modesty



T-Base

Intrinsic D-Top Peninsula Desk

Dimensions		List Price		Catalog Number	Modesty Panel/Support	Top Color	Top Edge Color	Modesty/End Panel Color	Trim Color
Depth	Width	1	2						
30" (762)	60" (1524)	\$1079	\$1157	ZFPDD3060	No Cost H Half F Full T T-Base	Thermo-fused Laminate	Thermo-fused Laminate	See Surface Materials Page 7	Standard Finish No Cost
	66" (1676)	1113	1168	ZFPDD3066					
	72" (1829)	1125	1203	ZFPDD3072					
36" (914)	72" (1829)	\$1162	\$1217	ZFPDD3672		See Surface Materials Page 7	See Surface Materials Page 7	Modesty and End Panel Edge will match color.	Premium Finish +\$42 See Surface Materials Page 7 Specify Only if T-Base Selected
Build your complete Part Number here:									

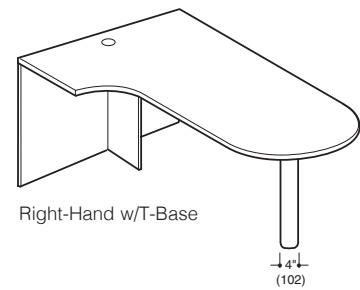
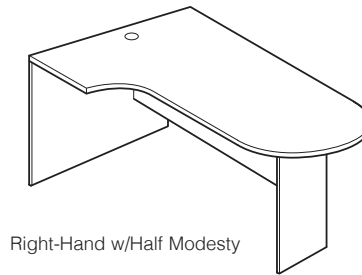
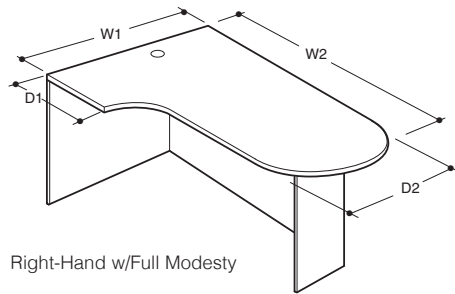
Sample Part Number:

ZFPDD3060	.H	.XZ2	.XZ4	.XZ2	--
-----------	----	------	------	------	----

Total Cost \$1079 =

\$1079	+	N/C	+	N/C	+	N/C	+	N/C	+
--------	---	-----	---	-----	---	-----	---	-----	---

Extended D-Top Peninsula Desks, continued

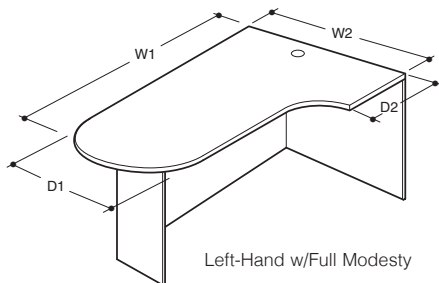


Intrinsic Extended D-Top Peninsula Desk – Right-Hand

Depth 1	Dimensions		Depth 2	List Price Thermofused Grade		Catalog Number	Modesty Panel/Support	Top Color	Top Edge Color	Modesty/End Panel Color	Trim Color
	Width 1	Width 2		1	2						
24" (610)	42" (1067)	60" (1524)	30" (762)	\$1400	\$1478	ZFEDDR426030	No Cost H Half F Full T T-Base	Thermo-fused Laminate See Surface Materials Page 7	Thermo-fused Laminate See Surface Materials Page 7	See Surface Materials Page 7 Modesty and End Panel Edge will match color.	Standard Finish No Cost Premium Finish +\$42 See Surface Materials Page 7 Specify Only if T-Base Selected
24" (610)	42" (1067)	66" (1676)	30" (762)	1422	1500	ZFEDDR426630					
24" (610)	42" (1067)	72" (1829)	30" (762)	1435	1513	ZFEDDR427230					
24" (610)	48" (1219)	72" (1829)	36" (914)	1524	1602	ZFEDDR487236					

Intrinsic Extended D-Top Peninsula Desk – Left-Hand

Depth 1	Dimensions		Depth 2	List Price Thermofused Grade		Catalog Number
	Width 1	Width 2		1	2	
30" (762)	60" (1524)	42" (1067)	24" (610)	\$1400	\$1478	ZFEDDL306042
30" (762)	66" (1676)	42" (1067)	24" (610)	1422	1500	ZFEDDL306642
30" (762)	72" (1829)	42" (1067)	24" (610)	1435	1513	ZFEDDL307242
36" (914)	72" (1829)	48" (1219)	24" (610)	1524	1602	ZFEDDL367248



Build your complete Part Number here:

---	---	---	---	---	---
-----	-----	-----	-----	-----	-----

Sample Part Number:

ZFEDDR427230	.H	.XZ2	.XZ4	.XZ2	---
--------------	----	------	------	------	-----

Total Cost \$1435 =

\$1435	+	N/C	+	N/C	+	N/C	+	N/C	+
--------	---	-----	---	-----	---	-----	---	-----	---

P-Top Peninsula Desks

P-Top Peninsula and Extended P-Top Peninsula Desks have Thermofused Laminate P shaped top with vinyl edging. Standard features include a T-base support with adjustable height support column, or a modesty with end panels, leveling glides and grommets. See grommet information in the planning section for standard grommet locations.

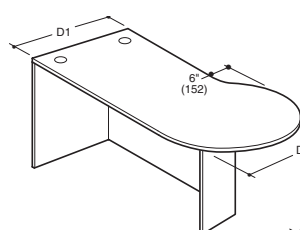
If T-Base is chosen, specify a trim color for the support column.

Note: A P-Top Peninsula Desk must be connected to other Freestanding units for proper stability.

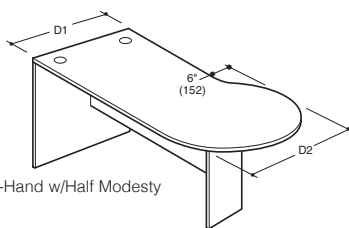
Pedestals, File Centers, Pencil Drawers and other Filing and Storage units are specified separately for maximum flexibility. These units are offered in the filing and storage section.

Shipped ready to assemble.

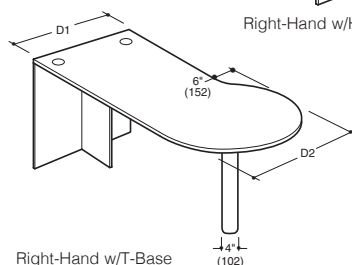
Intrinsic P-Top Peninsula Desk – Right-Hand



Right-Hand w/Full Modesty



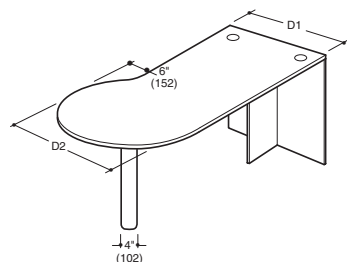
Right-Hand w/Half Modesty



Right-Hand w/T-Base

Dimensions			List Price Thermofused Grade		Catalog Number	Modesty Panel/Support	Top Color	Top Edge Color	Modesty/End Panel Color	Trim Color
Depth 1	Depth 2	Width	1	2						
30" (762)	36" (914)	60" (1524)	\$1226	\$1281	ZFPDR3660	No Cost H Half F Full T T-Base	Thermo-fused Laminate	Thermo-fused Laminate	See Surface Materials Page 7	Standard Finish No Cost
30" (762)	36" (914)	66" (1676)	1244	1299	ZFPDR3666					
30" (762)	36" (914)	72" (1829)	1255	1310	ZFPDR3672					
										Premium Finish +\$42
										See Surface Materials Page 7
										Specify Only if T-Base Selected

Intrinsic P-Top Peninsula Desk – Left-Hand



Left-Hand w/T-Base

Dimensions			List Price Thermofused Grade		Catalog Number
Depth 1	Depth 2	Width	1	2	
30" (762)	36" (914)	60" (1524)	\$1226	\$1281	ZFPDL3660
30" (762)	36" (914)	66" (1676)	1244	1299	ZFPDL3666
30" (762)	36" (914)	72" (1829)	1255	1310	ZFPDL3672
Build your complete Part Number here:					-----

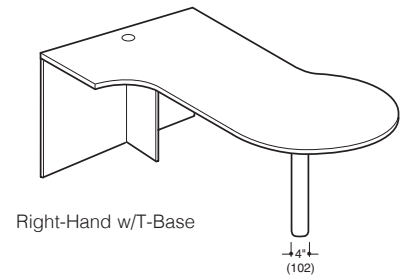
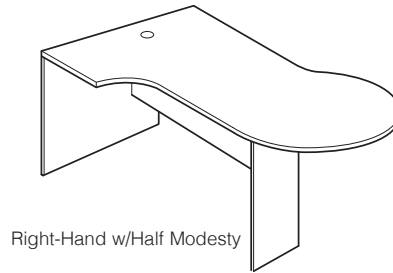
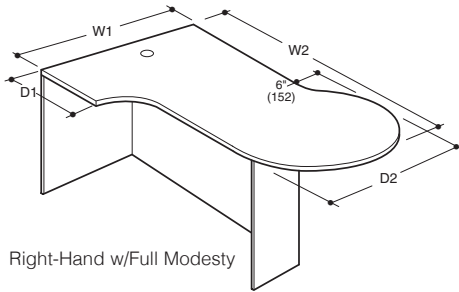
Sample Part Number:

ZFPDL3672	.H	.XZ2	.XZ4	.XZ4	--
-----------	----	------	------	------	----

Total Cost \$1255 =

\$1255	+	N/C	+	N/C	+	N/C	+	N/C	+
--------	---	-----	---	-----	---	-----	---	-----	---

Extended P-Top Peninsula Desks, continued

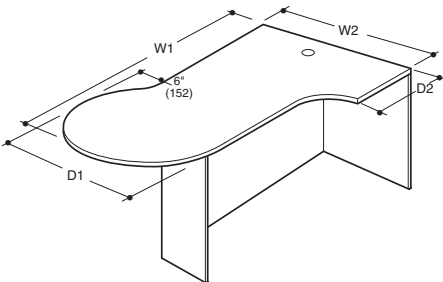


Intrinsic Extended P-Top Peninsula Desk – Right-Hand

Depth 1	Dimensions		Depth 2	List Price Thermofused Grade		Catalog Number	Modesty Panel/Support	Top Color	Top Edge Color	Modesty/End Panel Color	Trim Color
	Width 1	Width 2		1	2						
24" (610)	42" (1067)	60" (1524)	36" (914)	\$1589	\$1667	ZFEPDR426036	No Cost H Half F Full T T-Base	Thermo-fused Laminate	Thermo-fused Laminate	See Surface Materials Page 7	Standard Finish No Cost
24" (610)	42" (1067)	66" (1676)	36" (914)	1606	1684	ZFEPDR426636		See Surface Materials Page 7	See Surface Materials Page 7	Modesty and End Panel Edge will match color.	Premium Finish +\$42
24" (610)	42" (1067)	72" (1829)	36" (914)	1618	1696	ZFEPDR427236					See Surface Materials Page 7 Specify Only if T-Base Selected

Intrinsic Extended P-Top Peninsula Desk – Left-Hand

Depth 1	Dimensions		Depth 2	List Price Thermofused Grade		Catalog Number
	Width 1	Width 2		1	2	
36" (914)	60" (1524)	42" (1067)	24" (610)	\$1589	\$1667	ZFEPDL366042
36" (914)	66" (1676)	42" (1067)	24" (610)	1606	1684	ZFEPDL366642
36" (914)	72" (1829)	42" (1067)	24" (610)	1618	1696	ZFEPDL367242



Build your complete Part Number here:

-----	---	---	---	---	---
-------	-----	-----	-----	-----	-----

Sample Part Number:

ZFEPDR427236	.H	.XZ3	.XZ4	.XZ3	--
--------------	----	------	------	------	----

Total Cost \$1618 =

\$1618	+	N/C	+	N/C	+	N/C	+	N/C	+
--------	---	-----	---	-----	---	-----	---	-----	---

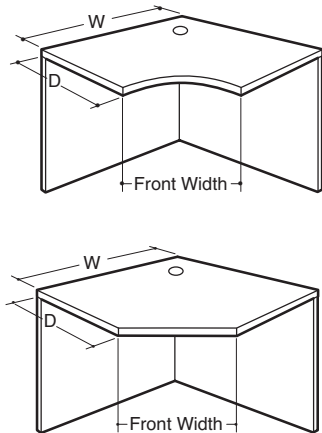
Corner Desks

The Corner Desk has a Thermofused Laminate top with a curved or straight front. Standard features include full end panels, leveling glides and grommet. See grommet information in the planning section for standard grommet locations.

A Corner Desk must be connected to other freestanding units for proper stability.

Shipped ready to assemble.

Intrinsic Corner Desk									
Depth	Dimensions Width	Front Width	List Price Thermofused Grade		Catalog Number	Front	Top Color	Top Edge Color	Modesty/End Panel Color
			1	2					
24" (610)	36" (914)	17" (432)	\$918	\$973	ZFCD2436	No Cost S Straight C Curved	Thermo-fused Laminate See Surface Materials Page 7	Thermo-fused Laminate See Surface Materials Page 7	See Surface Materials Page 7 Modesty and End Panel Edge will match color.
Build your complete Part Number here:					-----	-	---	---	---



Sample Part Number:

ZFCD2436	.S	.XZ1	.XZ4	.XZ1
-----	-	---	---	---

Total Cost \$918 =

\$918	+	N/C	+	N/C	+	N/C	+	N/C
-------	---	-----	---	-----	---	-----	---	-----

Freestanding Desks

Intrinsic Freestanding Desks have a 1" Thermofused Laminate top with a 3mm vinyl edgeband. They are available with the following top shapes: Kidney, Rectangular and Bowed. They can be configured with 4" column legs with either adjustable leveling glides or locking casters. Freestanding desks also offer multiple grommet options. See grommet information in the planning section.

Accessories include field-installed laminate and mesh modesties, steel front center drawers (CDW), pencil drawers (PDR), Pop-up Power/Data Modules (SICELECM).

Note: The Kidney shaped desk may only be used in a freestanding application. It cannot be attached to a bridge or return.

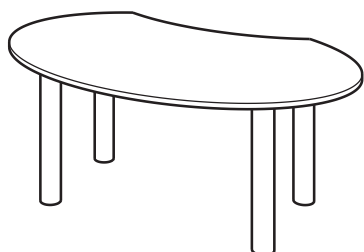
Note: Freestanding Rectangular and Bowed front desks include a steel hat section and mounting hardware that

must be installed on the underside of the worksurface.

The Freestanding Rectangular and Bowed front desks may be attached to a bridge or return when the return includes a recessed support leg (i.e. 60"-72" Returns) or when a Recessed Support Leg Kit (ZFRL) is ordered and placed within 4" of the modesty edge on the end that connects to the freestanding desk.


Shipped ready to assemble.

Intrinsic Freestanding Desk – Kidney



Dimensions		List Price Thermofused Grade		Catalog Number	Grommet Option	Leg Support Option	Top Color	Top Edge Color	Leg Trim Color
Depth	Width	1	2						
32" (813)	66" (1676)	\$1602	\$1657	ZFFDK3266	GN No Cost No Grommet GY2 + \$29 Two Grommets (1 Left/ 1 Right)	GL No Cost Column Leg with Adjustable Glide	Thermo-fused Laminate	Thermo-fused Laminate	Standard Finish No Cost
36" (914)	72" (1829)	1731	1786	ZFFDK3672					
						See Surface Materials Page 7	See Surface Materials Page 7	Premium Finish + \$87	
								See Surface Materials Page 7	


Intrinsic Freestanding Desk – Rectangular



Shown with optional locking casters

Dimensions		List Price Thermofused Grade		Catalog Number	Grommet Option
Depth	Width	1	2		
32" (813)	66" (1676)	\$1240	\$1295	ZFFDR3066	GN No Cost No Grommet
36" (914)	72" (1829)	1366	1421	ZFFDR3672	
					GY1 + \$19 One Grommet (Center)

Intrinsic Freestanding Desk – Bowed



Dimensions		List Price Thermofused Grade		Catalog Number
Depth	Width	1	2	
30" (813)	66" (1676)	\$1452	\$1507	ZFFDB3066
36" (914)	72" (1829)	1536	1591	ZFFDB3672
				GY2 + \$29 Two Grommets (1 Left/ 1 Right)

Build your complete Part Number here:

Sample Part Number:

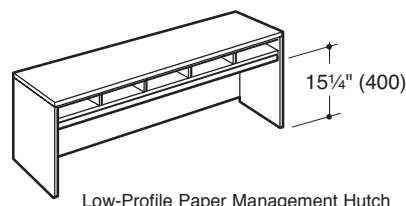
Total Cost \$2037 =

_____	_____	_____	_____	_____	_____					
ZFFDK3672	.GY2	.BC	.XZ3	.XZ4	.K					
\$1731	+	\$29	+	\$277	+	N/C	+	N/C	+	N/C

The optional Hutch with doors and standard Low Profile paper management

Note: Framed door option includes silver frame and choice of available insert options.


Shipped assembled.



_____	__	__	__	__	__	__	__	__								
ZFHD72	.PM	.FD	.01	.XZ4	.XZ1	.XZ4	.XZ1	.XN								
\$1552	+	\$322	+	\$691	+	N/C	+	N/C	+	N/C	+	N/C	+	N/C	+	N/C

Framed Hutch Door Kits

The Intrinsic Framed Hutch Door Kits are available for Hutches with Doors and Wall Mounted Storage Units. The kits include silver framed doors, door hinges and your choice of available insert options. The framed doors can be mounted in place of existing laminate doors. Requires use of original hinge and screws for installation.



Framed Hutch Door Kits

Description	Kit Door Qty.	List Price	Catalog Number	Framed Door Insert
Hutch with Doors				
For use with ZFHD36	2	\$483	ZFFDKIT36	No Cost Plexiglass
For use with ZFHD42	2	511	ZFFDKIT42	
For use with ZFHD48	2	525	ZFFDKIT48	Frosted Plexiglass + \$106
For use with ZFHD60	4	804	ZFFDKIT60	36"-48"
For use with ZFHD66	4	829	ZFFDKIT66	
For use with ZFHD72	4	844	ZFFDKIT72	+ \$130 60"-72"
Wall Mounted				
For use with ZFWS30H	2	\$441	ZFFDKIT30W	3form + \$366
For use with ZFWS36H	2	483	ZFFDKIT36W	36"-48" + \$500 60"-72" See Surface Materials Page 7
Build your complete Part Number here:			_____	_____

Sample
Part Number:

ZFFDKIT60

.E01

Total Cost \$1304 =

\$804

+

\$500

Desks

Returns & Bridges

Hutches

Filing & Storage

Reception Stations

Open Hutch

The Open Hutch is available in 30" (762) and 36" (914) widths. The units are for use above work surfaces, above the 24" (610)-deep 2-high Double Door Storage Cabinet and above the 24" (610)-deep two-drawer lateral. The open hutches have a 3/8" (10) cord pass through gap behind the shelves and a 1" (25) full length cord management gap at base of the back panel. Each unit comes standard with two adjustable shelves and necessary shelf mounting pins. Each shelf is adjustable in 2 1/2" (64) increments.

Available accessories include additional shelves with mounting pins, tackboards and task lights.

Shipped ready to assemble.

Wall Mounted Storage Unit with Doors

The Wall Mounted Storage Unit with Doors is available in 30" (762) and 36" (914) widths. Each unit has two hinged non-locking doors. Attachment for Wall Mounted Storage Unit requires individual cabinet to be secured by a minimum of two wall mounting locations/studs.


The Wall Mounted Storage Unit is designed for installation on interior and

perimeter walls that are constructed of wood or metal studs.

Note: The back of the unit is recessed to eliminate visibility of the wall mount brackets.

Note: The unit includes mounting brackets to accommodate most installation applications. It is the responsibility of the dealer or installer to obtain any additional fasteners that may be needed to safely attach the unit to the wall.

Shipped assembled.



Intrinsic Open Hutch

Dimensions			List Price		Catalog			Shelf	Unit/	Edge	Top
Depth	Width	Height	Thermofused	Grade							
			1	2	Number			Color	Top	Color	Gap
14" (356)	30" (762)	37" (940)	\$661	\$716	ZFH30			Thermo-	Thermo-	Thermo-	XN
	36" (914)		689	767	ZFH36			fused	fused	fused	No Cost
								Laminate	Laminate	Laminate	No Gap
								See	See	See	Guard
								Surface	Surface	Surface	XG
								Materials	Materials	Materials	+ \$60
								Page 7	Page 7	Page 7	Gap
											Guard

Tackboards

Can be mounted under Hutch with Doors or paper management, Open Hutches and Wall Mounted Storage Units.

Tackboard has a tackable panel fabric front and velcro attachment tabs.

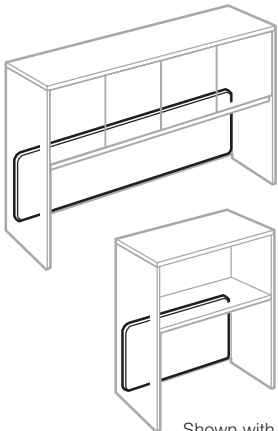
Shipped assembled.

Note: Review Fabric Planning guidelines on page 5 to better understand directional fabric application details for Intrinsic freestanding tackboards.

Cord Management Gap Guard

The Cord Management Gap Guard bridges the open space between a hutch back and the top of the work surface below. Made of flexible material, it allows easy passage of electrical and data cables. The Cord Management Gap Guard is attached with adhesive tape (included). The Gap Guards are sized to fit on the Intrinsic Hutch with Doors. Find your correct corresponding sizes and catalog numbers on page 36. The

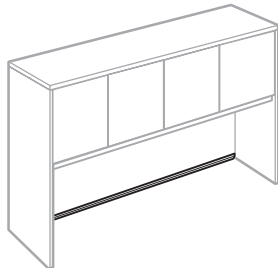
Cord Management Gap Guard can also be cut to size to be used on all other hutches. Available in black only.



Shown with one adjustable shelf removed

Intrinsic Tackboards

Dimensions Width Height	List Price Fabric Grade						Catalog Number	Fabric Color
	0/1	2	3	4	5	6		
27 ⁵ / ₈ " (702)	17" (356)	\$ 70	\$ 86	\$ 95	\$ 101	\$ 121	\$140	ZFTB30
33 ⁵ / ₈ " (854)		88	119	138	154	173	198	ZFTB36
39 ⁵ / ₈ " (1006)		163	194	213	229	248	269	ZFTB42
45 ⁵ / ₈ " (1159)		182	213	232	249	267	299	ZFTB48
57 ⁵ / ₈ " (1464)		207	238	257	273	304	345	ZFTB60
63 ⁵ / ₈ " (1616)		233	264	283	299	337	381	ZFTB66
69 ⁵ / ₈ " (1768)		248	279	298	315	355	402	ZFTB72
								See Surface Materials Page 6



Cord Management Gap Guard

Depth	Dimensions Length	Width	List Price	Catalog Number	
5/8" (16)	275/8" (702)	2" (51)	\$239	SIZFCMGG30	
	335/8" (854)		260	SIZFCMGG36	
	395/8" (1006)		303	SIZFCMGG42	
	455/8" (1159)		316	SIZFCMGG48	
	515/8" (1311)		330	SIZFCMGG60	
	635/8" (1616)		359	SIZFCMGG66	
	695/8" (1768)		385	SIZFCMGG72	
Packaged 6 per box.					
Build your complete Part Number here:				— — — — —	— — —

Sample
Part Number:

ZFTB48

.BFJ

Total Cost \$232 =

\$232

+

N/C

Laminate Double-Door Storage Cabinets

The Laminate Double-Door Storage cabinet is available in two depths (18" and 24") and two heights, two- and five-high.

Features include hinged locking double-doors with one adjustable shelf in the two-high unit and three adjustable shelves in the five-high unit. Shelves adjust vertically in 2 1/2" increments. Units also includes leveling glides.

Available accessories include additional Double-Door Storage Shelves and wardrobe bars.

Note: The 18" (457)-deep Double-Door Storage Cabinet is intended for use under the work surface and may not be used in freestanding applications. The 24" (610)-deep Double-Door Storage Cabinet is a freestanding element.

Shipped assembled.

Laminate Wardrobe Storage Cabinet

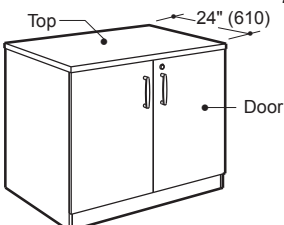
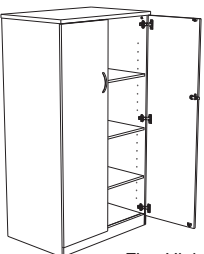
The Laminate Wardrobe Storage cabinet is available as a five-high unit. Features include hinged locking double-doors, one shelf, a full-width wardrobe bar and leveling glides.

Available accessories include Double-Door Storage shelves.

Shipped assembled.

When the key-alike lock option "T" is chosen a "disposable" core is assembled in the filing unit to temporarily secure the drawers and doors for transit. The "disposable" core must be field replaced with an Intrinsic Core/Key set in order for the Intrinsic filing unit to lock. The Core/Key set (ZFLCK) must be ordered separately or by using the keying order form. Check Customer Care for availability.

Intrinsic Laminate Double-Door Storage Cabinet

				List Price Thermofused Grade		Catalog Number	Top Pull Style	Unit Color	Top Color	Edge Color	Door Color	Lock
Depth	Dimensions		Height	1	2							
	24" (610)	36" (914)	28 3/4" (730) 65 3/4" (1670)	\$1413 2339	\$1553 2527	ZFDDF236 ZFDDF536	No Cost Applied	Thermo- fused Laminate	Thermo- fused Laminate	Thermo- fused Laminate	Thermo- fused Laminate	R No Cost Random
							L Classic	See Surface Materials Page 7	See Surface Materials Page 7	See Surface Materials Page 7	See Surface Materials Page 7	*T Deduct - \$-16 Key-Alike
							E Streamline					Door Edge will match door color
							AZ Designer					
						MM M-10						

Intrinsic Laminate Wardrobe Storage

Depth	Dimensions		Height	List Price Thermofused Grade		Catalog Number
	Width			1	2	
24" (610)	36" (914)	65 3/4" (1670)		\$1979	\$2167	ZFWRF536

Intrinsic Laminate Double-Door Storage Cabinet

Depth	Dimensions		Height	List Price Thermofused Grade		Catalog Number
	Width			1	2	
18" (457)	36" (914)	27 3/4" (705)		\$1149	\$1254	ZFDD236

Build your complete Part Number here:

Sample Part Number:

Total Cost \$1397 =

ZFDDF236	.AZ	.XZ2	.XZ4	.XZ4	.XZ2	.T						
\$1413	+	N/C	+	N/C	+	N/C	+	N/C	+	N/C	+	-\$-16


Laminate Double-Door Storage Shelf

The Intrinsic Laminate Double-Door Storage Shelf fits in Intrinsic Laminate Double-Door Storage and Wardrobe Cabinets for additional shelf space. Includes one shelf and mounting hardware.

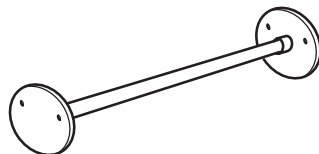
Wardrobe Bars

The Wardrobe Bar converts a laminate five-high Double-Door Storage Unit to a Wardrobe Unit. Wardrobe Bar attaches to the sides of the storage cabinet. Includes mounting hardware.

Available in black only.



Intrinsic Laminate Double-Door Storage Shelf (For ZFDD236)						
Depth	Dimensions		List Price Thermofused Grade		Catalog Number	Shelf Color
	Width	Height	1	2		
16 ¹ / ₈ " (352)	34 ¹ / ₂ " (876)	7 ⁷ / ₈ " (19)	\$144	\$150	ZFDDS	Thermofused Laminate See Surface Materials Page 7
Intrinsic Laminate Double-Door Storage Shelf (For ZFDDF236, ZFDDF536 and ZFWRF536)						
Depth	Dimensions Width	Height	1	2	Catalog Number	
22" (352)	34 ¹ / ₂ " (876)	7 ⁷ / ₈ " (19)	\$152	\$168	ZFDDFS	



Wardrobe Bars (For Five-High Laminate Wardrobe Storage Cabinet)				
Dimensions		List Price	Catalog Number	
Width	Height			
34 ³ / ₈ " (873)	1" (25) Diameter	\$120	ZFWRB36E	
Build your complete Part Number here:			----	---

Sample
Part Number:

ZFDDS

.XZ3

Total Cost \$144 =

\$144

+

N/C

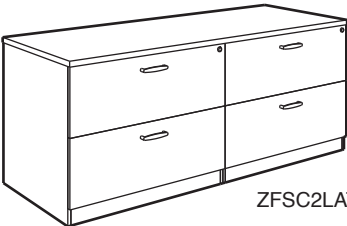
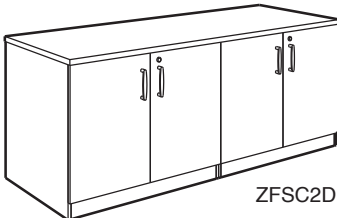
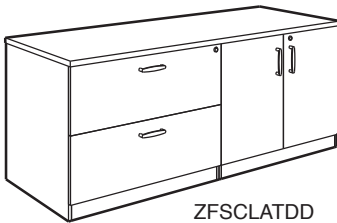
Intrinsic Storage Credenzas

The Intrinsic Storage Credenzas come in three configurations, each with a unified Thermofused Laminate top. The **lateral units** include full extension ball bearing slides, an interlock mechanism (for each 2-drawer unit) allowing only one drawer to open at a time, side-to-side filing bars, front-to-back filing bars and leveling glides. Drawers accommodate side-to-side letter, A4, legal and EDP filing. The **double-door units** include hinged locking double doors with one adjustable shelf and leveling glides. Shelves adjust vertically in 2¹/₂" increments.

Note: The storage credenza with a double-door and lateral unit (ZFSC2LATDD) is unhandled. Therefore, storage components can be placed on the left or right depending on user preference.

All versions ship in three pieces and require some assembly.

Intrinsic Storage Credenza

			List Price Thermofused Grade		Catalog Number	Pull Style	Unit/ Shelf Color	Top Color	Top Edge Color	Door/ Drawer Color	Lock
Depth	Dimensions Width	Height	1	2							
24" (610)	72" (1829)	28¾" (730)	\$4517 4009 4347	\$4657 4197 4535	ZFSC2LAT ZFSC2DD ZFSC2LATDD	No Cost Applied L Classic E Streamline AZ Designer MM Mod2 MD Modern	Thermo- fused Laminate See Surface Materials Page 7 Unit shelf edge color will match unit/shelf color	Thermo- fused Laminate See Surface Materials Page 7	Thermo- fused Laminate See Surface Materials Page 7	See Surface Materials Page 7 Door/ drawer edge color will match door/ drawer color	R No Cost Random *T Deduct - \$-32 Key-Alike *Note: Be sure to order Core/Key Sets (ZFLOCK) separately (2 per unit)
											
											
											
Build your complete Part Number here:					_____	—	— — —	— — —	— — —	— — —	—

Sample Part Number:

ZFSC2LAT	.AZ	.XZ2	.XZ1	.XZ1	.XZ2	.T
— — — — —	— —	— — —	— — —	— — —	— — —	—

Total Cost \$4485 =

\$4517	+	N/C	+	N/C	+	N/C	+	N/C	+	N/C	+	-\$-32
--------	---	-----	---	-----	---	-----	---	-----	---	-----	---	--------

Laminate Storage Towers

The Laminate Storage Tower provides wardrobe, drawer and cupboard storage in a single cabinet. Each of these storage areas can be locked independently to allow for varying levels of security. Storage Towers are available in either a Right-Hand version with the wardrobe on the right side, or a Left-Hand version with the wardrobe on the left side.

Storage Towers have adjustable leveling glides. The wardrobe unit includes a wardrobe bar and one adjustable

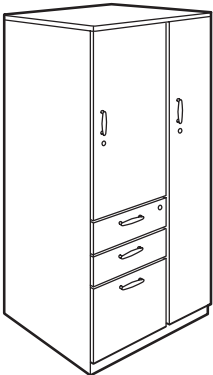

shelf. The cupboard unit includes two adjustable shelves. Shelves adjust vertically in 2 1/2" (64) increments. The pedestals have full extension ball bearing slides on both 6" and 12" drawers. 6/6/12 pedestals include one pencil tray.

Available accessories include, side-to-side filing bars, additional shelves, and a pencil tray.

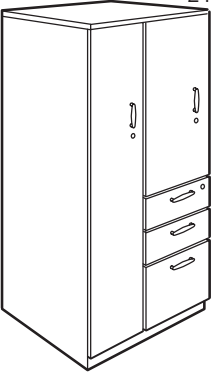

Shipped assembled.

When the key-alike lock option "T" is chosen a "disposable" core is assembled in the filing unit to temporarily secure the drawers and doors for transit. The "disposable" core must be field replaced with an Intrinsic Core/Key set in order for the Intrinsic filing unit to lock. The Core/Key set (ZFLCK) must be ordered separately or by using the keying order form. Check Customer Care for availability.

Intrinsic Laminate Storage Tower – Right-Hand

Depth	Dimensions		List Price		Catalog Number	Pull Style	Unit/ Shelf Color	Top Color	Top Edge Color	Door Color	Lock
	Width	Height	1	2							
24" (610)	24" (610)	65 3/4" (1670)	\$2763 2701	\$2903 2841	ZFSTWR6612 ZFSTWR1212	No Cost Applied	Thermo-fused Laminate	Thermo-fused Laminate	Thermo-fused Laminate	Thermo-fused Laminate	R No Cost Random
 						L Classic	See Surface Materials Page 7	See Surface Materials Page 7	See Surface Materials Page 7	See Surface Materials Page 7	*T Deduct - \$-48 Key-Alike
						E Stream-line					
						AZ Designer					
						MM Mod2					
						MD Modern					*Note: Be sure to order Core/Key Sets (ZFLCK) separately (3 per unit)

Intrinsic Laminate Storage Tower – Left-Hand

Depth	Dimensions		List Price		Catalog Number	Pull Style	Unit/ Shelf Color	Top Color	Top Edge Color	Door Color	Lock
	Width	Height	1	2							
24" (610)	24" (610)	65 3/4" (1670)	\$2763 2701	\$2903 2841	ZFSTWL6612 ZFSTWL1212						
 						Build your complete Part Number here:					
						Sample Part Number:					
						ZFSTWL6612 .E .XZ3 .XZ2 .XZ2 .XZ4 .T					
						Total Cost \$2715 = \$2763 + N/C + N/C + N/C + N/C + N/C + N/C + - \$-48					

Laminate Storage Tower Cupboard Shelf

The Cupboard Shelf fits in Intrinsic Laminate Storage Tower units in the cupboard storage area for additional shelf space. Includes one cupboard shelf and mounting hardware.

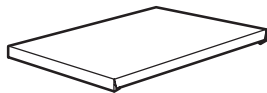
Laminate Storage Tower Wardrobe Shelf

The Wardrobe Shelf fits in Intrinsic Laminate Storage Tower units in the wardrobe storage area for additional shelf space. Includes one wardrobe shelf and mounting hardware.

Laminate Pedestal Side-to-Side Filing Bars

Side-to-Side Filing Bars convert 12" (305) Intrinsic Laminate Pedestal and Storage Tower drawers to side-to-side or legal-size filing. One side-to-side filing bar required per drawer (Shipped 6 per package).

Available in black only.



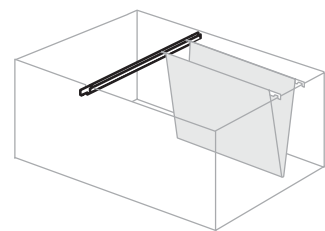
Intrinsic Laminate Storage Tower Cupboard Shelf

Depth	Dimension Width	Height	List Price Thermofused Grade		Catalog Number	Shelf Color
			1	2		
22" (505)	14 1/8" (394)	7/8" (19)	\$106	\$112	ZFSTWCS	Thermo-fused Laminate See Surface Materials Page 7



Intrinsic Laminate Storage Tower Wardrobe Shelf

Depth	Dimension Width	Height	List Price Thermofused Grade		Catalog Number	Shelf Color
			1	2		
22" (505)	7 1/4" (394)	7/8" (19)	\$82	\$88	ZFSTWWS	Thermo-fused Laminate See Surface Materials Page 7



Intrinsic Laminate Pedestal Side-to-Side Filing Bars

Description	List Price	Catalog Number	
Includes 6 hanging bars. Requires 1 per drawer.	\$79	ZFPSSB	
Build your complete Part Number here:		----	---

Sample Part Number:

ZFSTWCS

.XZ4

Total Cost \$106 =

\$106

+

N/C

Laminate Bookcases

The Bookcase is complete with laminate top and base with leveling glides. The Two-high cases have one adjustable shelf. The three-high case has two adjustable shelves. The four-high case has two adjustable shelves and one fixed shelf. The five-high cases have three adjustable shelves and one fixed shelf (see picture). The shelves are 1" (25)-thick, and adjust in 2 1/2" (64) increments. Two, and three-high bookcase heights are designed to accommodate standard binders on all

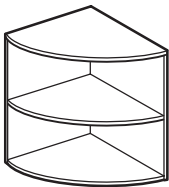
shelves. The four-high bookcase will only accommodate binder storage on three of the four shelves and the five-high on four of the five shelves.

Additional Bookcase Shelves are available.

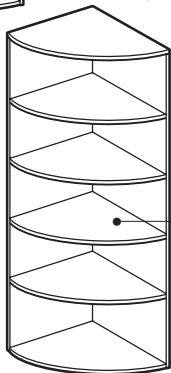
Note: Fixed shelf on four and five-high Bookcases is fixed at work surface height.

Shipped ready to assemble.

Intrinsic Corner Bookcases



Two-High

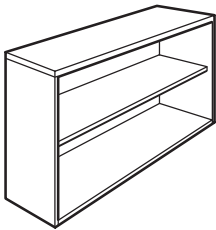


Five-High

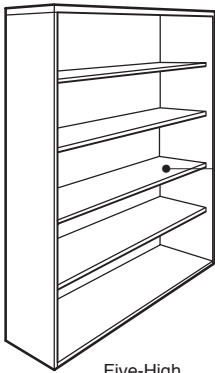
Fixed Shelf

Depth	Dimensions Width	Height	List Price Thermofused Grade		Catalog Number	Unit/ Shelf Color	Top Color	Top Edge Color
			1	2				
24" (610)	24" (610)	28 3/4" (730) 65 3/4" (1670)	\$742 1242	\$820 1382	ZFBCC224 ZFBCC524	Thermo- fused Laminate See Surface Materials Page 7 Shelves will match unit color	Thermo- fused Laminate See Surface Materials Page 7	Thermo- fused Laminate See Surface Materials Page 7

Intrinsic Rectangular Bookcases



Two-High



Five-High

Fixed Shelf

Depth	Dimensions Width	Height	List Price Thermofused Grade		Catalog Number
			1	2	
14" (356)	36" (914)	28 3/4" (730) 39 3/4" (1010) 51 3/4" (1314) 65 3/4" (1670)	\$713 976 1046 1075	\$791 1081 1186 1215	ZFBCR236 ZFBCR336 ZFBCR436 ZFBCR536

Build your complete
Part Number here:

Sample
Part Number:

ZFBCC524

.XZ2

.XZ4

.XZ4

Total Cost \$1242 =

\$1242

+

N/C

+

N/C

+

N/C

Desks

Returns & Bridges

Hutches

Filing & Storage

Reception Stations

Bookcase and Open Hutch Shelves
Shelves are used for additional shelf space. Includes one shelf and mounting hardware. Shelves accommodate Intrinsic Freestanding Laminate Bookcases and Open Hutches.



Intrinsic Laminate Rectangular Bookcase and Open Hutch Shelves

Fits Bookcase WidthDepth		Dimensions Actual WidthHeight		List Price Thermofused Grade		Catalog Number	Shelf Color
				1	2		
30" (762)	11 ³ / ₄ " (298)	27 ⁷ / ₈ " (702)	1" (25)	\$ 151	\$157	ZFRS30	Thermo- fused Laminate
36" (914)		33 ⁷ / ₈ " (854)		163	169	ZFRS36	
							See Surface Materials Page 7

See Surface Materials Page 7



Intrinsic Laminate Corner Bookcase Shelf

Fits Bookcase		Dimensions		List Price		Catalog Number
Width	Depth	Actual Width	Height	Thermofused Grade		
				1	2	
24" (610)	23" (584)	23" (584)	1" (25)	\$ 130	\$146	ZFCS24

Build your complete Part Number here:

Sample Part Number: **ZFCS24.XZ1**

Total Cost \$130 = \$130 + N/C

Reception Station

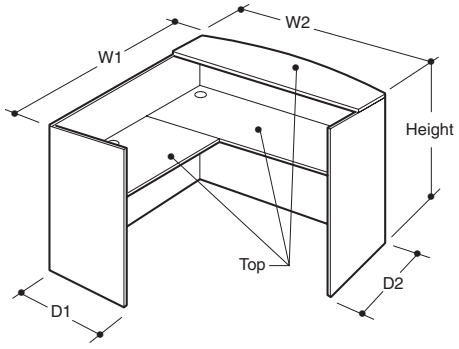
The Intrinsic Reception Station is constructed of 1" (25) Thermofused Laminate with matched 3mm vinyl edging on work surface and transaction top. Available in right or left configuration with full modesty. Three grommets (2 in the desk and 1 in the return) and leveling glides are standard.

Note: Transaction top overhang is 6" (152).

Shipped ready to assemble.

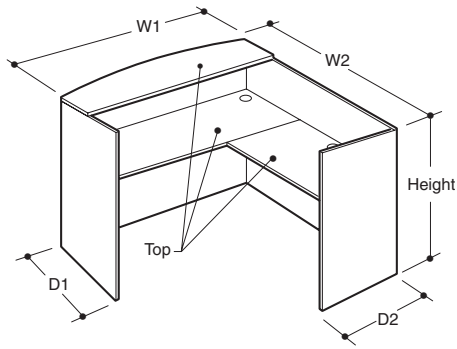
Intrinsic Reception Station – Right-Hand

Depth 1	Depth 2	Dimensions		Height	List Price Thermofused Grade		Catalog Number	Top Color	Edge Color	Top Base Color
		Width 1	Width 2		1	2				
24" (610)	30" (762)	72" (1829)	72" (1829)	42" (1067)	\$2068	\$2208	ZFRSR7272	Thermo-fused Laminate	Thermo-fused Laminate	Thermo-fused Laminate



Intrinsic Reception Station – Left-Hand

Depth 1	Depth 2	Dimensions		Height	List Price Thermofused Grade		Catalog Number
		Width 1	Width 2		1	2	
30" (762)	24" (610)	72" (1829)	72" (1829)	42" (1067)	\$2068	\$2208	ZFRSL7272



Build your complete Part Number here:

_____	---	---	---
-------	-----	-----	-----

Sample Part Number:

ZFRSR7272	.XZ1	.XZ4	.XZ1
-----------	------	------	------

Total Cost \$2068 =

\$2068	+	N/C	+	N/C	+	N/C
--------	---	-----	---	-----	---	-----

Reception Station Desk

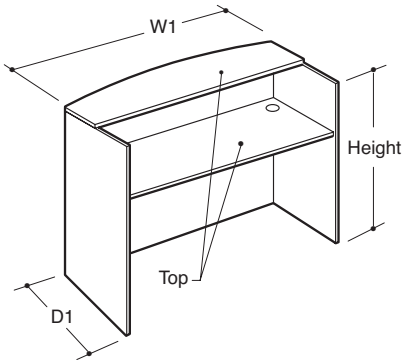
The Intrinsic Reception Station Desk is constructed of 1" (25) Thermofused Laminate with matched 3mm vinyl edging on work surface and transaction top. Available with full modesty only. Can be configured with any Intrinsic Freestanding bridge or return. Two grommets and leveling glides are standard.

Note: Transaction top overhang is 6" (152).

Shipped ready to assemble.

Intrinsic Reception Station Desk

Depth	Dimensions		List Price		Catalog Number	Top Color	Top Edge Color	Base Color
	Width	Height	1	2				
30" (762)	72" (1829)	42" (1067)	\$1847	\$1987	ZFRS3072	Thermo-fused Laminate See Surface Materials Page 7	Thermo-fused Laminate See Surface Materials Page 7	See Surface Materials Page 7 Base edge will match base laminate color
Build your complete Part Number here:					-----	---	---	---



Sample Part Number:

ZFRS3072	.XZ1	.XZ4	.XZ1
----------	------	------	------

Total Cost \$1847 =

\$1847	+	N/C	+	N/C	+	N/C
--------	---	-----	---	-----	---	-----

Intrinsic Executive Freestanding

<i>Typical Workstations</i>	52
<i>Overview & Ordering Information</i>	53
<i>Rectangular, Extended Rectangular Desks & Credenzas</i>	59
<i>Bowed Top & Extended Bowed Top Desks</i>	61
<i>D-Top & Extended D-Top Peninsula Desks</i>	63
<i>P-Top & Extended P-Top Peninsula Desks</i>	65
<i>Corner Desks</i>	67
<i>Extended Conference Desk</i>	68
<i>Freestanding Desks</i>	69
<i>Freestanding Desk Modesties</i>	70
<i>Hutches (Including Wall Mounted Storage)</i>	72
<i>Pedestals – Laminate</i>	76
<i>Pedestal Accessories – Laminate</i>	77
<i>Storage Cabinets – Laminate</i>	80
<i>Storage Cabinet Accessories – Laminate</i>	81
<i>Storage Credenzas - Laminate</i>	82
<i>Storage Towers – Laminate</i>	83
<i>Storage Tower Accessories – Laminate</i>	84
<i>Bookcases – Laminate</i>	85
<i>Bookcase Shelves – Laminate</i>	86
<i>Reception Stations</i>	87

Intrinsic Executive Freestanding Overview

Intrinsic Executive brings a premium look to the executive suite. Featuring generous 1 1/2" embossed High-Pressure Laminate work surfaces and filing/storage tops. Executive is offered with a choice of decorative fluted or simple flat edge band. Models are available in all current Intrinsic Freestanding colors.

Ordering Information

For ease in specifying, Fellowes' catalog numbering system uses meaningful characters to convey description, surface type, and size. For example, ZEFCD2436 represents an Intrinsic Executive Corner Desk, 24" (610)-deep by 36" (762)-wide.

By following the Sample Part Number Example at the bottom of each page, you create a Part Number for each product. This Part Number will match your acknowledgement and packing slip.

When ordering filing and storage units, list the following:

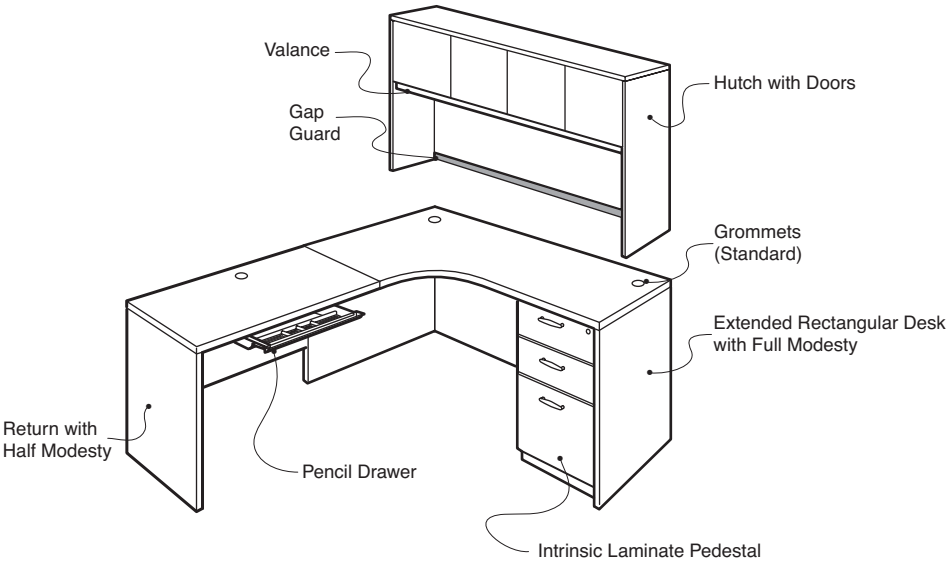
- 1. Quantity (combine same products)
- 2. Complete Part Number, see Sample Part Number at the bottom of each page for correct number sequence.
- 3. For ease of reading, place a period between each option number (ZEFERDR427230.F.XS.XZ1.XZ1.XZ4).

Intrinsic Key Option

Intrinsic Laminate filing and storage units have two lock options to choose from. Units can be randomly keyed (option "R") or they can be key-alike (option "T") for no additional upcharge (see Page 9 for more information). When the randomly keyed option "R" is chosen the Intrinsic Laminate filing and storage unit will ship with a randomly numbered core/key.

When the key-alike option "T" is chosen the Intrinsic Laminate filing unit will ship with a "disposable" core in place of the core/key and the specified Intrinsic Core/Key set(s) will be packaged separately for field installation. The "disposable" core must be field replaced with an Intrinsic Core/Key set in order for the Intrinsic Laminate filing unit to lock. The Core/Key set (ZFLCK) must be ordered separately or by using the Intrinsic Keying order form.

	Catalog Number	Modesty Panel/Support	Edge Detail	Top Color	Top Edge Color	Modesty/End Panel Color					
Sample Part Number:	<u>ZEFERDR427230</u>	<u>.F</u>	<u>.XF</u>	<u>.XZ1</u>	<u>.XZ1</u>	<u>.XZ4</u>					
Total Cost \$1836 =	\$1807	+	N/C	+	\$29	+	N/C	+	N/C	+	N/C



STANDARD FEATURES

Modesties

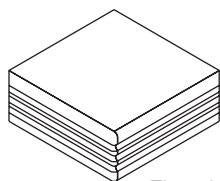
Modesty panels are available as full-height or half-height. Half-height modesties provide 12" (305) of space under the modesty for accessing wall outlets.

End Panels and Supports

Desks come with full depth end panels or Adjustable Support Column and T-base (Peninsula and Extended Conference desks only). Returns come with a full or recessed end panel.

Edgebanding

All components are finished with a thick PVC edgebanding. The edgeband color will always match the color of the Thermofused Laminate. All work surfaces and storage component tops have 3mm edgebanding. All remaining components have 1mm edgebanding. The Intrinsic Executive Freestanding product offering is available with optional fluted detail or flat.



Fluted Edge Band

Wire Management

All desks, credenzas, returns, bridges, and reception stations are equipped, at work surface level, with one or multiple grommets. An optional grommet is available for field installation in all modesty panels. Grommets are available in black only.

Drawers

All drawers are built for trouble-free performance:

- Chrome plated fully progressive ball bearing suspensions with over-travel on all lateral file drawers with 150 lbs rated load capacity.
- Chrome plated ball bearing suspensions on all box drawers and file drawers with 75 lbs rated load capacity.
- Drawer construction is laminated particleboard sides with MDF bottom.
- Integrated PVC top rails for file storage on lateral drawers and 12" pedestal drawers.
- Interlock standard on all freestanding laterals.

Doors

Hutch and Storage doors have 95 degree hinges and shock absorbent bumpers.

Leveling Glides

Desks, Credenzas, Returns, Bridges, Reception Stations, Tables and Bookcases allow up to 1" height adjustment.

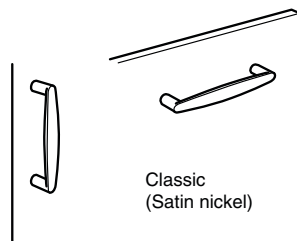
Pedestals, Laterals, File Centers, Storage Cabinets and Towers allow up to 1⁵/₈" height adjustment, and are adjustable from inside the storage unit.

Work Surfaces and Tops

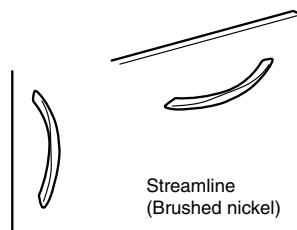
Intrinsic Executive Freestanding work surfaces and tops are constructed of 1¹/₂" High-Pressure Laminate.

Pull Style Options

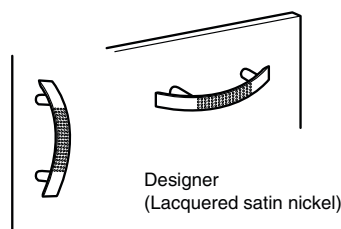
Intrinsic Executive Laminate Freestanding filing and storage units have four 128mm center applied pull options (Classic, Streamline, Designer, and Mod2) and one 256mm center pull (Modern). These are all plated nickel finish.



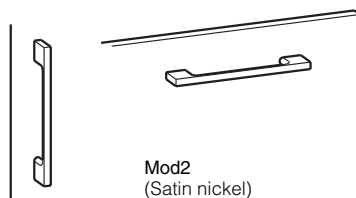
Classic
(Satin nickel)



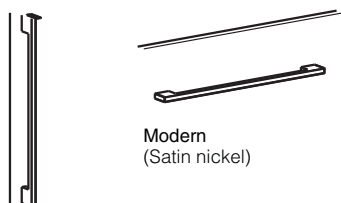
Streamline
(Brushed nickel)



Designer
(Lacquered satin nickel)



Mod2
(Satin nickel)



Modern
(Satin nickel)

Dimensions

All dimensions listed are nominal unless otherwise noted.

Certification

All components of the Intrinsic Freestanding offering meet or exceed ANSI/BIFMA x5.6-2016 performance standards unless noted.

Special Products and Finishes

Please contact Fellowes Custom Solutions 1-800-893-8117 for product availability and pricing on non-standard products.

Special finishes (i.e. non-standard) may be ordered at an upcharge. Minimum quantity may be required. Please verify with our Custom Solutions Department. Delivery may take longer depending on the choice of finish or type of material.

SPECIFICATIONS

Load Capacities

All Intrinsic Laminate filing units meet or exceed the following load requirements. For a complete listing of load capacities, contact Fellowes Customer Care or visit trendealer.com

Desks:

5 lbs. (2.3kg) per linear inch, uniformly distributed.

Hutches and Bookcases:

3 lbs. (1.4kg) per linear inch of usable space.

Overhead Storage Units: Inside — 3 lbs. (1.4kg) per linear inch.

Top — 2 lbs. (.9kg) per linear inch of usable space.

Pedestal:

6" (152) Pedestal Drawer — 20 lbs. (9kg)

12" (305) Pedestal Drawer — 40 lbs. (18kg)

Top — 90 lbs. (41kg)

Laterals:

Drawer — approx. 2.6 lbs. (1.17kg) per linear inch

Top — approx. 4.6 lbs. (2.1kg) per linear inch

Storage Towers:

6" (152) Pedestal Drawer — 20 lbs. (9kg)

12" (305) Pedestal Drawer — 40 lbs. (18kg)

Top — 140 lbs. (64kg)

Wardrobe Shelf — 30 lbs. (14kg)

Wardrobe Bottom — 50 lbs. (23kg)

Cupboard Shelf — 60 lbs. (27kg)

Cupboard Bottom — 90 lbs. (41kg)

Coat Rod — 55 lbs. (25kg)

Double-Door Storage Units:

Shelf — 100 lbs. (45kg)

Top — 160 lbs. (73kg)

Bottom of Cabinet — 160 lbs. (73kg)

Coat Rod — 55 lbs. (25kg)

Executive
Desks

Executive
Returns &
Bridges

Executive
Hutches

Executive
Filing &
Storage

Executive
Reception
Stations

Tables:

36" (914) - 60" (1524) — 200 lbs. (276kg)
72"(1829) and longer — 400 lbs. (552kg)

Reception Stations:

Counter Caps: 3.5 lbs. (1.6kg) per linear inch, uniformly distributed.

Maximum Load Capacity For Any Storage Unit

The maximum load capacity for any storage unit is calculated by multiplying the above stated lbs. for each shelf or drawer that is included with the unit and adding them together (includes the top of the unit and the inside bottom).

Eg: Maximum load capacity for a ZEFDDF536 = load capacity for bottom + 3 shelves + unit top
= 160 lbs. + 100 lbs. x 3 + 160 lbs.
= 620 lbs. maximum load

Eg: Maximum load capacity for a ZEFLATF236 = load capacity for drawer x 2 drawers + unit top
= 2.6 lbs./linear in. x 36" x 2 + 4.6lbs./linear in. x 36"
= approx. 352 lbs. maximum load (for actual load capacities for each size Intrinsic Laminate Lateral File contact Fellowes Customer Care or visit trenddealer.com).

Note: The addition of more shelves does not increase the maximum amount a unit can be loaded.

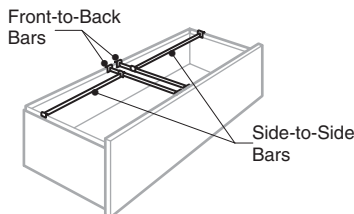
WARNING:

Failure to observe the recommended practices, such as loading beyond listed capacities, will result in unsafe usage conditions and may result in bodily injury or failure of other components.

Any modification to Fellowes product will change the criteria referenced above. Fellowes will not be responsible for product warranty if modifications are made to the product or if the capacities referenced are exceeded.


Laminate Lateral Files and File Center Specifications

Intrinsic Laminate Lateral Files and Lateral File Centers are factory configured for side-to-side filing. If front-to-back filing is desired, the side-to-side filing bars may be removed. No additional parts are necessary to convert drawer to front-to-back filing.



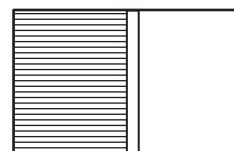
For use with Intrinsic Laminate Lateral Files and File Center Letter Size Filing

30" - Wide & File Center



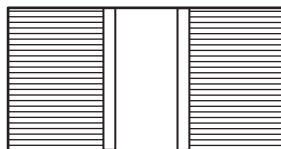
1 Pair Intrinsic Laminate
Front-to-Back Filing Bars

30" - Wide & File Center



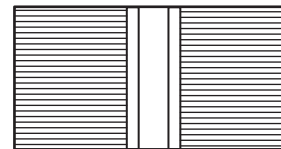
1 Intrinsic Laminate
Front-to-Back Filing Bar

36" - Wide



1 Pair Intrinsic Laminate
Front-to-Back Filing Bars

36" - Wide



1 Pair Intrinsic Laminate
Front-to-Back Filing Bars

Lateral Files

CAUTION: Any freestanding lateral file, if improperly used or loaded, can tip. Since files may contain significant weight, this tipping can result in serious damage and/or personal injury. For proper and safe performance, read and follow instructions provided with each file.

Do not attempt to open more than one lateral file drawer at a time. Do not use drawers as steps. Failure to follow these instructions may cause tipping of cabinet, resulting in personal injury.

Use counterbalance weights whenever lateral files or pedestals are not anchored or ganged back-to-back. Side-by-side ganging does not improve stability.

To avoid tipping, always load bottom drawers before loading top drawer.

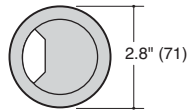
Grommets

Work surface grommets are standard on all desk units, bridges and returns.

Grommets are available in black only. The following drawings show standard grommet locations.

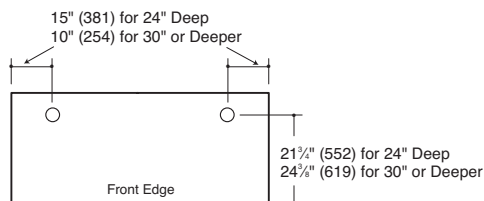
Contact your Customer Care representative for more information.

Grommet Dimensions

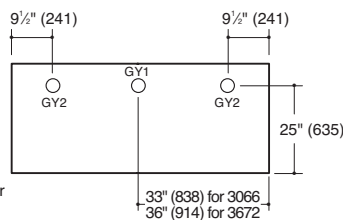


Standard Grommet Locations

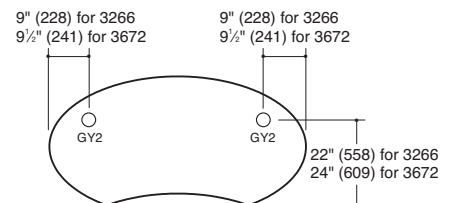
Rectangular/Credenza and Bowed Front Desks



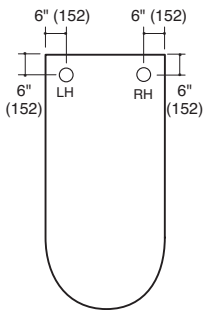
Freestanding Rectangular and Bowed Front Desks



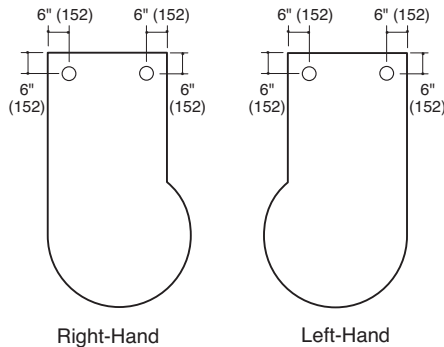
Freestanding Kidney Desks



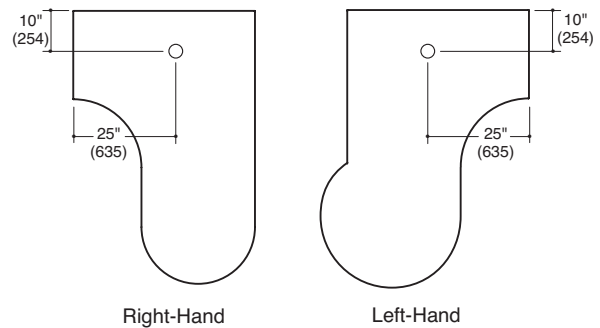
D-Shaped Peninsula Desks



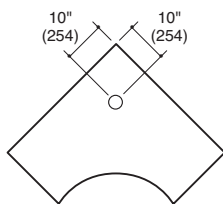
P-Shaped Peninsula Desks



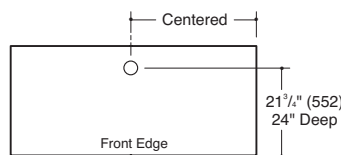
Extended D- and P-Shaped Peninsula Desks



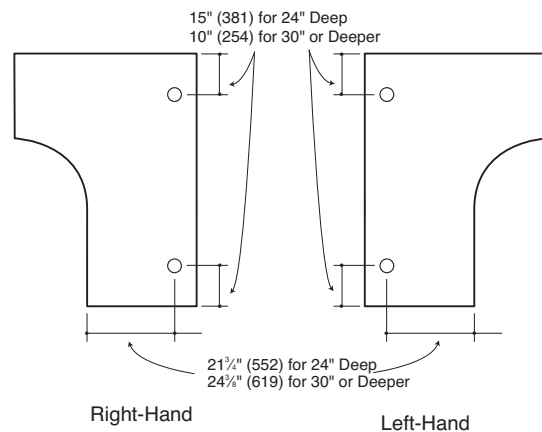
Corner Desks



Returns/Bridges



Extended Rectangular/Credenza Desks



Executive
Desks

Executive
Returns &
Bridges

Executive
Hutches

Executive
Filing &
Storage

Executive
Reception
Stations

Executive Rectangular Desks/Credenza

The Rectangular Desk has a High-Pressure Laminate top with vinyl edging. Standard features include a modesty, end panels, leveling glides and grommets. See grommet information in the planning section for standard grommet locations.

End panels are non-handed and can be field installed on either the left or right side.

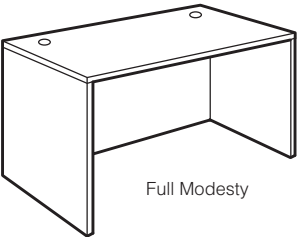
Pedestals, File Centers, Pencil Drawers and other Filing and Storage units are specified separately for maximum

flexibility. These units are offered in the filing and storage section.

If using a 24" (610)-deep desk as a Credenza, the inside dimensions are 57⁵/₈" (1464) for a 60" (1524)-wide and 69⁵/₈" (1768) for a 72" (1829)-wide. Therefore, two 30" (762)-wide storage units will not fit under a ZEFRD2460 and two 36" (914)-wide storage units will not fit under a ZEFRD2472.

Shipped ready to assemble.

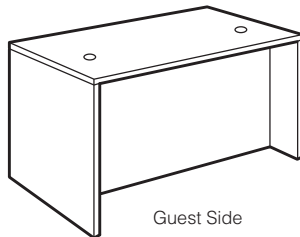
Note: The Intrinsic Executive Freestanding Desk work surface is 1/2" higher than the standard Intrinsic work surface. Refer to planning guidelines for more information.



Full Modesty



Half Modesty



Guest Side

Intrinsic Executive Rectangular Desk/Credenza

Dimensions		List Price Thermofused Grade		Catalog Number	Modesty Panel/ Support	Edge Detail	Top Color	Top Edge Color	Modesty/ End Panel Color
Depth	Width	1	2						
24" (610)	48" (1219)	\$891	\$1023	ZEFRD2448 ZEFRD2460 ZEFRD2466 ZEFRD2472	No Cost H Half F Full	XS No Cost Flat XF + \$29 Fluted	Laminate See Surface Materials Page 7	Laminate See Surface Materials Page 7	See Surface Materials Page 7 Modesty and End Panel Edge will match color.
	60" (1524)	1080	1212						
	66" (1676)	1092	1224						
	72" (1829)	1106	1238						
30" (762)	48" (1219)	\$1179	\$1345	ZEFRD3048 ZEFRD3060 ZEFRD3066 ZEFRD3072					
	60" (1524)	1215	1381						
	66" (1676)	1248	1414						
	72" (1829)	1308	1474						
36" (914)	72" (1829)	\$1598	\$1865	ZEFRD3672					
Build your complete Part Number here:				-----	-	--	---	---	---

Executive Desks

Executive Returns & Bridges

Executive Hutches

Executive Filing & Storage

Executive Reception Stations

Sample Part Number:

ZEFRD3066	.H	.XS	.XZ2	.XZ4	.XZ2
-----	-	--	---	---	---

Total Cost \$1248 =

\$1248	+	N/C	+	N/C	+	N/C	+	N/C	+	N/C
--------	---	-----	---	-----	---	-----	---	-----	---	-----

Executive Extended Rectangular Desks/Credenza

The Extended Rectangular Desk has a High-Pressure Laminate top with vinyl edging. Standard features include a modesty, end panels, leveling glides and grommets. See grommet information in the planning section for standard grommet locations.

Pedestals, File Centers, Pencil Drawers and other Filing and Storage units are specified separately for maximum flexibility. These units are offered in the filing and storage section.

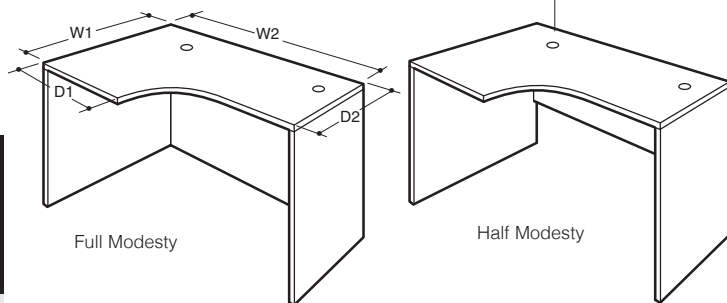
If using a 24" (610)-deep extended desk as a Credenza, the inside dimensions are 57⁵/₈" (1464) for a 60" (1524)-wide and 69⁵/₈" (1768) for a 72" (1829)-wide. Therefore, two 30" (762)-wide storage units will not fit under a ZEFERDR366024 and two 36" (914)-wide storage units will not fit under a ZEFERDL247236.

Shipped ready to assemble.

Note: The Intrinsic Executive Freestanding Desk work surface is 1/2" higher than the standard Intrinsic work surface. Refer to planning guidelines for more information.

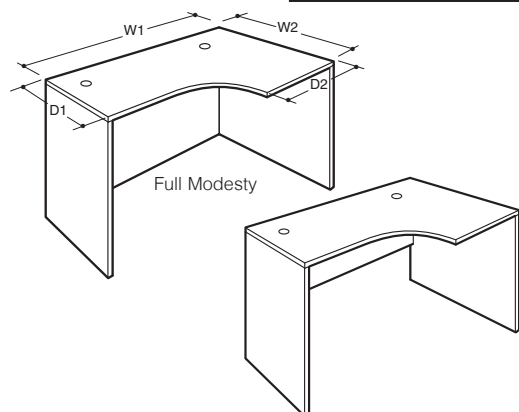
Intrinsic Executive Extended Rectangular Desk/Extended Credenza – Right-Hand

Depth 1	Dimensions		Depth 2	List Price Thermofused Grade		Catalog Number	Modesty Panel/Support	Edge Detail	Top Color	Top Edge Color	Modesty/End Panel Color
	Width 1	Width 2		1	2						
24" (610)	36" (914)	60" (1524)	24" (610)	\$1654	\$1888	ZEFERDR366024	No Cost H Half	XS No Cost Flat	Laminate	Laminate	See Surface Materials Page 7
24" (610)	36" (914)	66" (1676)	24" (610)	1780	2014	ZEFERDR366624					
24" (610)	36" (914)	72" (1829)	24" (610)	1788	2022	ZEFERDR367224					
24" (610)	42" (1067)	66" (1676)	30" (762)	1797	2031	ZEFERDR426630	F Full	XF + \$29 Fluted	See Surface Materials Page 7	See Surface Materials Page 7	Modesty and End Panel Edge will match color.
24" (610)	42" (1067)	72" (1829)	30" (762)	1807	2041	ZEFERDR427230					
24" (610)	48" (1219)	72" (1829)	36" (914)	1822	2089	ZEFERDR487236					



Intrinsic Executive Extended Rectangular Desk/Extended Credenza – Left-Hand

Depth 1	Dimensions		Depth 2	List Price Thermofused Grade		Catalog Number
	Width 1	Width 2		1	2	
24" (610)	60" (1524)	36" (914)	24" (610)	\$1654	\$1888	ZEFERDL246036
24" (610)	66" (1676)	36" (914)	24" (610)	1780	2014	ZEFERDL246636
24" (610)	72" (1829)	36" (914)	24" (610)	1788	2022	ZEFERDL247236
30" (762)	66" (1676)	42" (1067)	24" (610)	1797	2031	ZEFERDL306642
30" (762)	72" (1829)	42" (1067)	24" (610)	1807	2041	ZEFERDL307242
36" (914)	72" (1829)	48" (1219)	24" (610)	1822	2089	ZEFERDL367248



Build your complete Part Number here:

Sample Part Number:

Total Cost \$1836 =

ZEFERDR427230	.H	.XF	.XZ3	.ZZ4	.XZ3					
-----	---	---	---	---	---					
\$1807	+	N/C	+	\$29	+	N/C	+	N/C	+	N/C

Executive Bowed Front Desks

The Bowed Front Desk has a High-Pressure Laminate top with vinyl edging. Standard features include a modesty, end panels, leveling glides and grommets. See grommet information in the planning section for standard grommet locations.

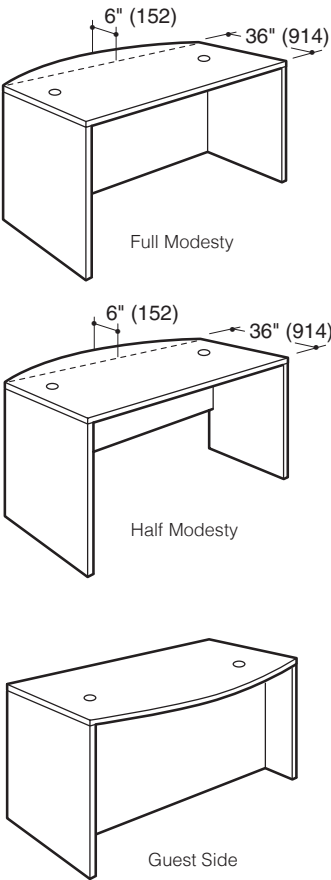
The Bowed Front Desk has a bowed top that is curved on the guest side extending 6" at the center.

End panels are non-handed and can be field installed on either the left or right side.

Pedestals, File Centers, Pencil Drawers and other Filing and Storage units are specified separately for maximum flexibility. These units are offered in the filing and storage section.

Shipped ready to assemble.

Note: The Intrinsic Executive Freestanding Desk work surface is 1/2" higher than the standard Intrinsic work surface. Refer to planning guidelines for more information.



Intrinsic Executive Bowed Front Desk

Dimensions		List Price		Catalog	Modesty	Edge	Top	Top	Modesty/
Depth	Width	1	2						
36" (914)	60" (1524)	\$1626	\$1893	ZEFB03660	No	XS	Laminate	Laminate	See
	66" (1676)	1659	1926	ZEFB03666	Cost	No	See	See	Surface
	72" (1829)	1687	1954	ZEFB03672	H	Cost			
					Half	Flat	See	See	Materials
							Surface	Surface	Page 7
					F	XF	Page 7	Page 7	
					Full	+ \$29			Modesty
						Fluted			and End
									Panel Edge
									will match
									color.
Build your complete Part Number here:					---	--	---	---	---

Executive
Desks

Executive
Returns &
Bridges

Executive
Hutches

Executive
Filing &
Storage

Executive
Reception
Stations

Sample
Part Number:

ZEFBD3660	.H	.XS	.XZ2	.XZ4	.XZ2			
\$1626	+	N/C	+	N/C	+	N/C	+	N/C

Executive Extended Bowed Front Desks

The Extended Bowed Front Desk has a High-Pressure Laminate top with vinyl edging. Standard features include a modesty, end panels, leveling glides and grommets. See grommet information in the planning section for standard grommet locations.

The Extended Bowed Front Desk has a bowed top that is curved on the guest side extending 6" at the center.

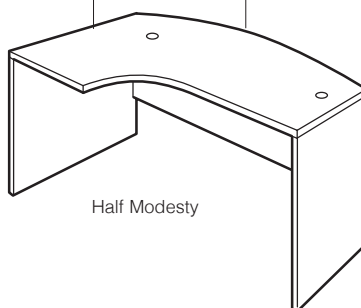
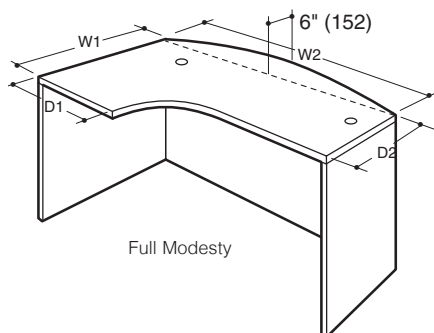
Pedestals, File Centers, Pencil Drawers and other Filing and Storage units are specified separately for maximum flexibility. These units are offered in the filing and storage section.

Shipped ready to assemble.

Note: The Intrinsic Executive Freestanding Desk work surface is 1/2" higher than the standard Intrinsic work surface. Refer to planning guidelines for more information.

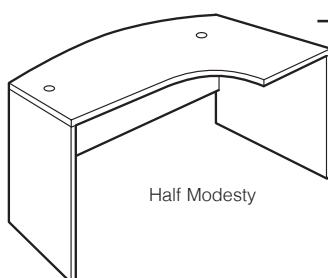
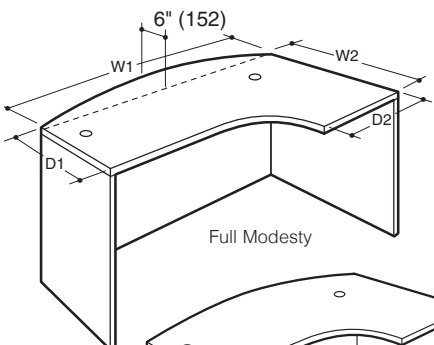
Intrinsic Executive Extended Bowed Front Desk – Right-Hand

Depth 1	Dimensions		Depth 2	List Price Thermofused Grade		Catalog Number	Modesty Panel/Support	Edge Detail	Top Color	Top Edge Color	Modesty/End Panel Color
	Width 1	Width 2		1	2						
24" (610)	42" (1067)	66" (1676)	30" (762)	\$2058	\$2292	ZEFEHDR426630	No Cost H Half F Full	XS No Cost Flat XF + \$29 Fluted	Laminate	Laminate	See Surface Materials Page 7
24" (610)	42" (1067)	72" (1829)	30" (762)	2092	2326	ZEFEHDR427230			See Surface Materials Page 7	See Surface Materials Page 7	Modesty and End Panel Edge will match color.



Intrinsic Executive Extended Bowed Front Desk – Left-Hand

Depth 1	Dimensions		Depth 2	List Price Thermofused Grade		Catalog Number
	Width 1	Width 2		1	2	
30" (762)	66" (1676)	42" (1067)	24" (610)	\$2058	\$2292	ZEFEBDL306642
30" (762)	72" (1829)	42" (1067)	24" (610)	2092	2326	ZEFEBDL307242



Build your complete Part Number here:

Sample Part Number:

Total Cost \$2092 =

ZEFEBDR427230	.H	.XS	.XZ1	.XZ4	.XZ1	
\$2092	+	N/C	+	N/C	+	N/C

Executive D-Top Peninsula Desks

D-Top Peninsula and Extended D-Top Peninsula Desks have High-Pressure Laminate D shaped top with vinyl edging. Standard features include a T-base support with adjustable height support column, or a modesty with end panels, leveling glides and grommets. See grommet information in the planning section for standard grommet locations.

D-Top Peninsula Desks are non-handed and Extended D-Top Peninsula Desks are handed.

If T-Base is chosen, specify a trim color for the support column.

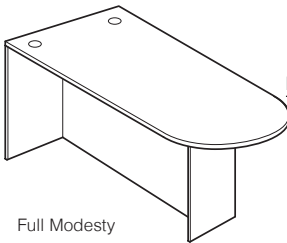
Note: A D-Top Peninsula Desk must be connected to other Executive Freestanding units for proper stability. Refer to planning guidelines for more information.

Pedestals, File Centers, Pencil Drawers and other Filing and Storage units are specified separately for maximum flexibility. These units are offered in the filing and storage section.

Shipped ready to assemble.

Note: The Intrinsic Executive Freestanding Desk work surface is 1/2" higher than the standard Intrinsic work surface. Refer to planning guidelines for more information.

Intrinsic Executive D-Top Peninsula Desk

	Dimensions		List Price		Catalog Number	Modesty Panel/Support	Edge Detail	Top Color	Top Edge Color	Modesty/End Panel Color	Trim Color
	Depth	Width	1	2							
 Full Modesty	30" (762)	60" (1524)	\$1503	\$1669	ZEFPDD3060	No Cost H Half F Full	XS No Cost Flat XF + \$29 Fluted	Laminate See Surface Materials Page 7	Laminate See Surface Materials Page 7	See Surface Materials Page 7	Standard Finish No Cost Premium Finish +\$42 See Surface Materials Page 7 Specify Only if T-Base Selected
		66" (1676)	1548	1714	ZEFPDD3066						
		72" (1829)	1574	1740	ZEFPDD3072						
	36" (914)	72" (1829)	\$1822	\$2056	ZEFPDD3672						
Build your complete Part Number here:					-----	-	--	---	---	---	--

Executive Desks

Executive Returns & Bridges

Executive Hutches

Executive Filing & Storage

Executive Reception Stations

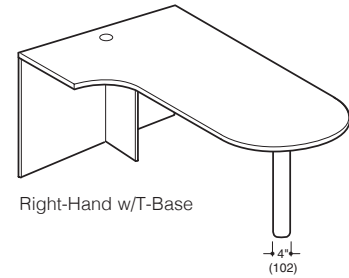
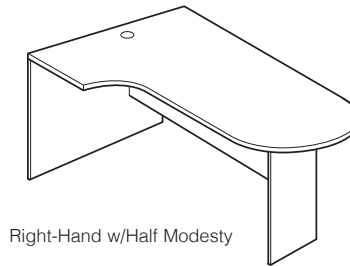
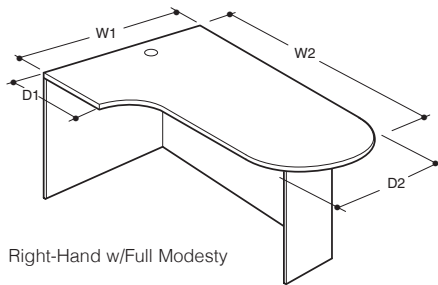
Sample Part Number:

ZEFPDD3060	.H	.XS	.XZ2	.XZ4	.XZ2	--
------------	----	-----	------	------	------	----

Total Cost \$1503 =

\$1503	+	N/C	+	N/C	+	N/C	+	N/C	+	N/C
--------	---	-----	---	-----	---	-----	---	-----	---	-----

Executive Extended D-Top Peninsula Desks, continued

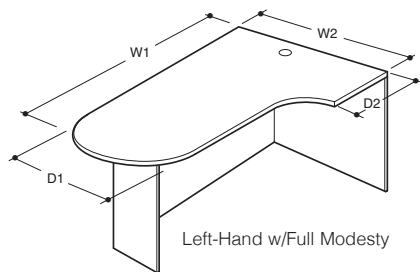


Intrinsic Executive Extended D-Top Peninsula Desk – Right-Hand

Dimensions				List Price Thermofused Grade		Catalog Number	Modesty Panel/Support	Edge Detail	Top Color	Top Edge Color	Modesty/End Panel Color	Trim Color
Depth 1	Width 1	Width 2	Depth 2	1	2							
24" (610)	42" (1067)	60" (1524)	30" (762)	\$2208	\$2442	ZEFEDDR426030	No Cost H Half F Full T T-Base	XS No Cost Flat XF + \$29 Fluted	Laminate	Laminate	See Surface Materials Page 7	Standard Finish No Cost
24" (610)	42" (1067)	66" (1676)	30" (762)	2235	2469	ZEFEDDR426630			See Surface Materials Page 7	See Surface Materials Page 7	Modesty and End Panel Edge will match color.	Premium Finish +\$42
24" (610)	42" (1067)	72" (1829)	30" (762)	2262	2496	ZEFEDDR427230						See Surface Materials Page 7
24" (610)	48" (1219)	72" (1829)	36" (914)	2390	2624	ZEFEDDR487236						Specify Only if T-Base Selected

Intrinsic Executive Extended D-Top Peninsula Desk – Left-Hand

Dimensions				List Price Thermofused Grade		Catalog Number
Depth 1	Width 1	Width 2	Depth 2	1	2	
30" (762)	60" (1524)	42" (1067)	24" (610)	\$2208	\$2442	ZEFEDDL306042
30" (762)	66" (1676)	42" (1067)	24" (610)	2235	2469	ZEFEDDL306642
30" (762)	72" (1829)	42" (1067)	24" (610)	2262	2496	ZEFEDDL307242
36" (914)	72" (1829)	48" (1219)	24" (610)	2390	2624	ZEFEDDL367248



Build your complete
Part Number here:

_____ - ____ - ____ - ____ - ____ - ____

Sample
Part Number:

ZEFEDDR427230	.H	.XF	.XZ2	.XZ4	.XZ2	__
_____	__	__	__	__	__	__

Total Cost \$2291 =

\$2262	+	N/C	+	\$29	+	N/C	+	N/C	+	N/C	+	N/C
--------	---	-----	---	------	---	-----	---	-----	---	-----	---	-----

Executive P-Top Peninsula Desks

P-Top Peninsula and Extended P-Top Peninsula Desks have High-Pressure Laminate P shaped top with vinyl edging. Standard features include a T-base support with adjustable height support column, or a modesty with end panels, leveling glides and grommets. See grommet information in the planning section for standard grommet locations.

If T-Base is chosen, specify a trim color for the support column.

Note: A P-Top Peninsula Desk must be connected to other Freestanding units for proper stability.

Pedestals, File Centers, Pencil Drawers and other Filing and Storage units are specified separately for maximum flexibility. These units are offered in the filing and storage section.

Shipped ready to assemble.

Note: The Intrinsic Executive Freestanding Desk work surface is 1/2" higher than the standard Intrinsic work surface. Refer to planning guidelines for more information.

Intrinsic Executive P-Top Peninsula Desk – Right-Hand

Dimensions			List Price Thermofused Grade		Catalog Number	Modesty Panel/Support	Edge Detail	Top Color	Top Edge Color	Modesty/End Panel Color	Trim Color
Depth 1	Depth 2	Width	1	2							
30" (762)	36" (914)	60" (1524)	\$1965	\$2199	ZEFPDR3660	No Cost	XS	Laminate	Laminate	See Surface Materials Page 7	Standard Finish No Cost
30" (762)	36" (914)	66" (1676)	1992	2226	ZEFPDR3666	H Half	No Cost Flat	See Surface Materials Page 7	See Surface Materials Page 7	Modesty and End Panel Edge will match color.	Premium Finish +\$42
30" (762)	36" (914)	72" (1829)	2018	2252	ZEFPDR3672	F Full	XF + \$29 Fluted				Specify Only if T-Base Selected
						T T-Base					

Right-Hand w/Full Modesty

Right-Hand w/Half Modesty

Right-Hand w/T-Base

Intrinsic Executive P-Top Peninsula Desk – Left-Hand

Dimensions			List Price Thermofused Grade		Catalog Number						
Depth 1	Depth2	Width	1	2							
30" (762)	36" (914)	60" (1524)	\$1965	\$2199	ZEFPDL3660						
30" (762)	36" (914)	66" (1676)	1992	2226	ZEFPDL3666						
30" (762)	36" (914)	72" (1829)	2018	2252	ZEFPDL3672						

Sample Part Number:

ZEFPDL3672	.H	.XF	.XZ2	.XZ4	.XZ4	--
-----	-	--	---	---	---	--

Total Cost \$2047 =

\$2018	+	N/C	+	\$29	+	N/C	+	N/C	+	N/C	+	N/C
--------	---	-----	---	------	---	-----	---	-----	---	-----	---	-----

Left-Hand w/T-Base

Executive Desks

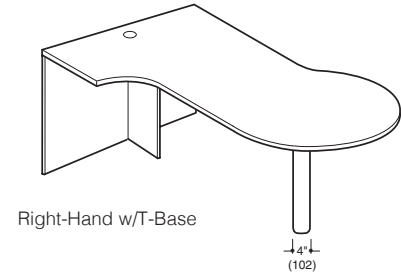
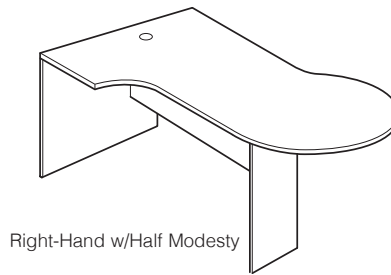
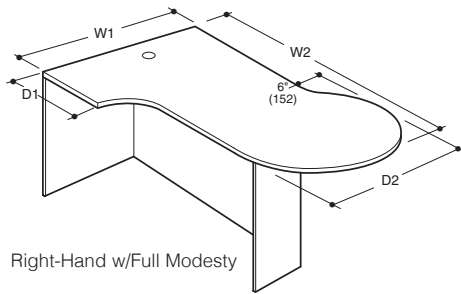
Executive Returns & Bridges

Executive Hutches

Executive Filing & Storage

Executive Reception Stations

Executive Extended P-Top Peninsula Desks, continued

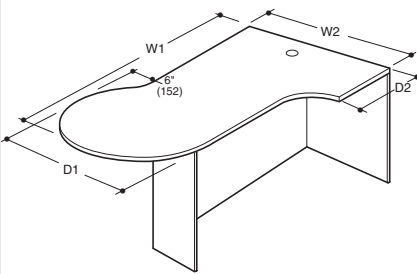


Intrinsic Executive Extended P-Top Peninsula Desk – Right-Hand

Depth 1	Dimensions		Depth 2	List Price Thermofused Grade		Catalog Number	Modesty Panel/Support	Edge Detail	Top Color	Top Edge Color	Modesty/End Panel Color	Trim Color
	Width 1	Width 2		1	2							
24" (610)	42" (1067)	60" (1524)	36" (914)	\$2498	\$2732	ZEFEPDR426036	No Cost H Half F Full T T-Base	XS No Cost Flat XF + \$29 Fluted	Laminate	Laminate	See Surface Materials Page 7	Standard Finish No Cost
24" (610)	42" (1067)	66" (1676)	36" (914)	2530	2764	ZEFEPDR426636			See Surface Materials Page 7	See Surface Materials Page 7	Modesty and End Panel Edge will match color.	Premium Finish +\$42
24" (610)	42" (1067)	72" (1829)	36" (914)	2558	2792	ZEFEPDR427236			See Surface Materials Page 7	See Surface Materials Page 7	Modesty and End Panel Edge will match color.	See Surface Materials Page 7

Intrinsic Executive Extended P-Top Peninsula Desk – Left-Hand

Depth 1	Dimensions		Depth 2	List Price Thermofused Grade		Catalog Number
	Width 1	Width 2		1	2	
36" (914)	60" (1524)	42" (1067)	24" (610)	\$2498	\$2732	ZEFEPDL366042
36" (914)	66" (1676)	42" (1067)	24" (610)	2530	2764	ZEFEPDL366642
36" (914)	72" (1829)	42" (1067)	24" (610)	2558	2792	ZEFEPDL367242



Build your complete Part Number here:

Sample Part Number:

ZEFEPDR427236	.H	.XS	.XZ3	.XZ4	.XZ3	---
---------------	----	-----	------	------	------	-----

Total Cost \$2558 =

\$2558	+	N/C	+	N/C	+	N/C	+	N/C	+	N/C	+	N/C
--------	---	-----	---	-----	---	-----	---	-----	---	-----	---	-----

Executive Corner Desks

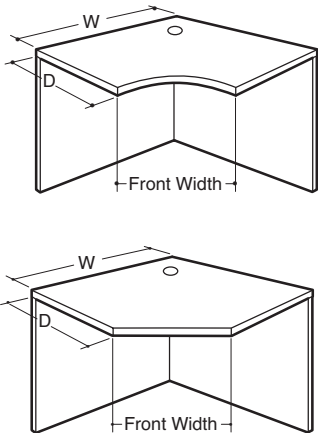
The Corner Desk has a High-Pressure Laminate top with a curved or straight front. Standard features include full end panels, leveling glides and grommet. See grommet information in the planning section for standard grommet locations.

A Corner Desk must be connected to other freestanding units for proper stability.

Shipped ready to assemble.

Note: The Intrinsic Executive Freestanding Desk work surface is 1/2" higher than the standard Intrinsic work surface. Refer to planning guidelines for more information.

Intrinsic Executive Corner Desk										
Depth	Dimensions Width	Front Width	List Price Thermofused Grade		Catalog Number	Front	Edge Detail	Top Color	Top Edge Color	Modesty/End Panel Color
			1	2						
24" (610)	36" (914)	17" (432)	\$1503	\$1737	ZEFC2436	No Cost S Straight C Curved	XS No Cost Flat XF + \$29 Fluted	Laminate See Surface Materials Page 7	Laminate See Surface Materials Page 7	See Surface Materials Page 7 Modesty and End Panel Edge will match color.
Build your complete Part Number here:						---	-	--	---	---



Executive Desks
Executive Returns & Bridges
Executive Hutches
Executive Filing & Storage
Executive Reception Stations

Sample Part Number:

ZEFC2436	.S	.XS	.XZ1	.XZ4	.XZ1
\$1503	+ N/C	+ N/C	+ N/C	+ N/C	+ N/C

Total Cost \$1503 =

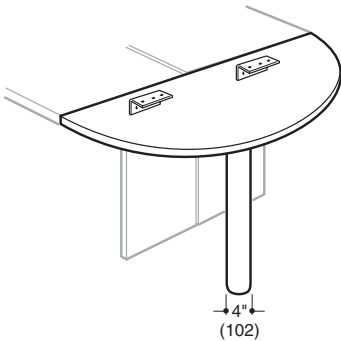
Executive Extended Conference Desk
The Extended Conference Desk provides a shared conferencing surface at the end of two adjacent work stations. Must be attached to two 24" (610)-deep Rectangular Desk/Credenzas or Returns.

The Extended Conference Desk has a High-Pressure Laminate top with vinyl edge.

The Extended Conference Desk includes an adjustable support column and all necessary attachment hardware. Support Column available in standard and premium trim colors.

Shipped ready to assemble

Note: The Intrinsic Executive Freestanding Desk work surface is 1/2" higher than the standard Intrinsic work surface. Refer to planning guidelines for more information.



Intrinsic Executive Extended Conference Desk

Dimensions		List Price		Catalog Number	Edge Detail	Top Color	Top Edge Color	Trim Color
Depth	Width	1	2					
24" (610)	48" (1219)	\$878	\$944	ZEFEC2448	XS No Cost Flat XF + \$29 Fluted	Laminate See Surface Materials Page 7	Laminate See Surface Materials Page 7	Standard Finish No Cost Premium Finish +\$42 See Surface Materials Page 7
Build your complete Part Number here:				_____	__	---	---	-

Executive
Desks

Executive
Returns &
Bridges

Executive
Hutches

Executive
Filing &
Storage

Executive
Reception
Stations

Sample
Part Number:

ZEFEC2448	.XS	.XZ3	.XZ4	.K
_____	__	---	---	-

Total Cost \$878 =

\$878	+	N/C	+	N/C	+	N/C	+	N/C
-------	---	-----	---	-----	---	-----	---	-----

Executive Freestanding Desks

Intrinsic Freestanding Desks have a 1½" High-Pressure Laminate top with a 3mm matched vinyl edgeband. They are available with the following top shapes: Kidney, Rectangular and Bowed. They can be configured with 4" column legs with either adjustable leveling glides or locking casters. Freestanding desks also offer multiple grommet options. See grommet information in the planning section.

Accessories include field-installed laminate and mesh modesties, steel front center drawers (CDW),

pencil drawers (PDR), Pop-up Power/Data Modules (SICELECM).

Note: The Kidney shaped desk may only be used in a freestanding application. It cannot be attached to a bridge or return.

Note: Freestanding Rectangular and Bowed front desks include a steel hat section and mounting hardware that must be installed on the underside of the worksurface.

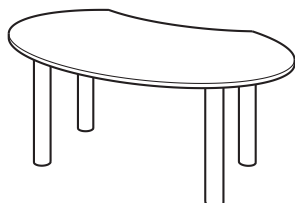
The Freestanding Rectangular and Bowed front desks may be attached to

a bridge or return when the return includes a recessed support leg (i.e. 60"-72" Returns) or when a Recessed Support Leg Kit (ZFRL) is ordered and placed within 4" of the modesty edge on the end that connects to the freestanding desk.

Shipped ready to assemble.

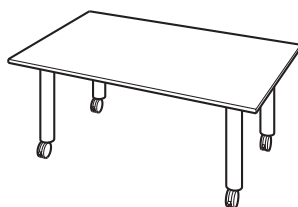
Note: The Intrinsic Executive Freestanding Desk work surface is 1½" higher than the standard Intrinsic work surface. Refer to planning guidelines for more information.

Intrinsic Executive Freestanding Desk – Kidney



Dimensions		List Price Thermofused Grade		Catalog Number	Grommet Option	Leg Support Option	Edge Detail	Top Color	Top Edge Color	Leg Trim Color
Depth	Width	1	2							
32" (813)	66" (1676)	\$2051	\$2252	ZEFFDK3266	GN	GL	XS No Cost Flat XF + \$29 Fluted	Laminate	Laminate	Standard Finish No Cost Premium Finish + \$87 See Surface Materials
36" (914)	72" (1829)	2208	2409	ZEFFDK3672	No Cost No Grommet	Column Leg with Adjustable Glide				
				GY2 + \$29 Two Grommets (1 Left/ 1 Right)		BC + \$277 Column Leg with Caster				


Intrinsic Executive Freestanding Desk – Rectangular



Shown with optional locking casters

Dimensions		List Price Thermofused Grade		Catalog Number	Grommet Option
Depth	Width	1	2		
30" (813)	66" (1676)	\$1364	\$1565	ZEFFDR3066	GN No Cost No Grommet
36" (914)	72" (1829)	1741	1942	ZEFFDR3672	
					GY1 + \$19 One Grommet (Center)
					GY2 + \$29 Two Grommets (1 Left/1 Right)

Intrinsic Executive Freestanding Desk – Bowed



Dimensions		List Price Thermofused Grade		Catalog Number
Depth	Width	1	2	
30" (813)	66" (1676)	\$1836	\$2037	ZEFFDB3066
36" (914)	72" (1829)	1943	2144	ZEFFDB3672

Build your complete Part Number here:

Sample Part Number:

Total Cost \$2543 =

_____	_____	_____	_____	_____	_____	_____						
ZEFFDK3672 _____	.GY2 _____	.BC _____	.XF _____	.XZ3 _____	.XZ4 _____	.J _____						
\$2208	+	\$29	+	\$277	+	\$29	+	N/C	+	N/C	+	N/C

Executive Desks

Executive Returns & Bridges

Executive Hutches

Executive Filing & Storage

Executive Reception Stations

Executive Hutches with Doors

The Intrinsic Hutch with doors is available in a variety of widths, and is available with two door style options. Standard features include equally proportioned non-locking hinged doors (2 doors for 36" to 48" hutches and 4 doors for wider hutches), 1 1/2" (25)-thick top, full-coverage back panel with finished wire management ring at task light level, and integrated 1 1/2" full-length cord management gap at base of the back panel.

Available accessories include full-width paper management slots, tackboard, task lights, cord management gap guard, and framed door kits.

The optional Hutch with doors and standard Low Profile paper management

slot quantities and dimensional widths are as follows:

Width	Slot qty	Slot width
36" (914)	3	10 7/8" (276)
42" (1067)	3	12 1/8" (325)
48" (1219)	3	14 7/8" (378)
60" (1524)	5	11" (279)
66" (1676)	5	12 1/2" (318)
72" (1829)	5	13 3/8" (340)

The color of the paper management option on the Hutch with doors will always match the unit color.

Note: Unit color refers to side panels, back panel and valance.

Note: Framed door option includes silver frame and choice of available insert options.

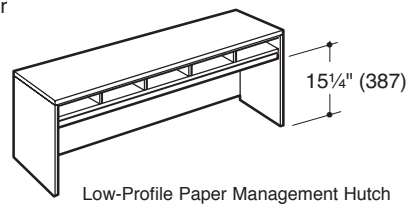
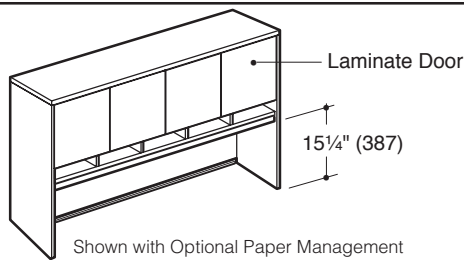
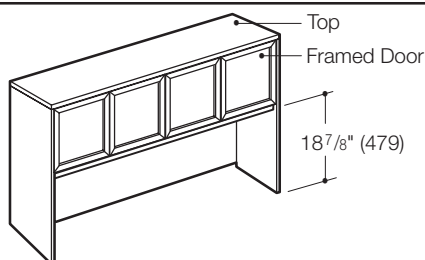
Note: All Hutches attach to work surface with double-sided foam tape. Shipped assembled.

Low-Profile Paper Management Hutch

The Low-Profile Paper Management Hutch is available in a variety of widths. Standard features include paper management slots as defined on this page, 1 1/2" (38) top, full-coverage back panel with finished wire management ring at task light level, and integrated 1 1/2" full length cord management gap at base of the back panel.

Available accessories include tackboards, task lights, and cord management gap guard.

Shipped assembled.



Intrinsic Executive Hutch with Doors

	Dimensions			List Price Thermofused Grade		Catalog Number	Management	Paper Door Style	Edge Detail	Door Insert	Framed Unit Color	Top Color	Edge Color	Top Door Color	Gap Guard
	Depth	Width	Height	1	2										
Executive Desks	14" (356)	36" (914)	37" (940)	\$ 1383	\$ 1483	ZEFHD36	N	LD	XS	No Cost	Thermo-fused Laminate	Laminate	Laminate	Door Edge will match Door Color	XN
		42" (1067)		1593	1693	ZEFHD42	No Cost	No Cost	No Cost	Flat		See Surface Materials Page 7	See Surface Materials Page 7		No Cost
		48" (1219)		1636	1768	ZEFHD48	No Paper Management	Laminate Door							
		60" (1524)		1688	1820	ZEFHD60									
		66" (1676)		1736	1868	ZEFHD66									
		72" (1829)		1769	1901	ZEFHD72									
Executive Returns & Bridges	Note: Overall height of Executive Open Hutches is the same at the standard Intrinsic Hutches. The side and back panels on the Executive Hutches have been shortened by 1/2" to maintain consistent heights with Five-High Executive Intrinsic Storage Units.														
							PM	FD	XF	3form	Unit Edge will match unit color			Door frame will be Silver if FD option is chosen.	XG
							+ \$322	+ \$421	+ \$29	+ \$130					+ \$60
							Paper Management	36"-48" Silver Framed Door	Fluted	60"-72"					Gap Guard
								+ \$691							
								60"-72"							
Executive Hutches															

Low-Profile Executive Paper Management Hutch

	Dimensions			List Price Thermofused Grade		Catalog Number									
	Depth	Width	Height	1	2										
Executive Filing & Storage	14" (356)	36" (914)	23 3/8" (940)	\$ 1045	\$ 1111	ZEFLPH36									
		42" (1067)		1179	1279	ZEFLPH42									
		48" (1219)		1230	1330	ZEFLPH48									
		60" (1524)		1419	1519	ZEFLPH60									
		66" (1676)		1538	1638	ZEFLPH66									
		72" (1829)		1609	1709	ZEFLPH72									
Executive Reception Stations	Build your complete Part Number here:														

Note: The tops on Executive Intrinsic Hutches and Wall Mounted Storage Units are 1 1/2" thick High-Pressure Laminate.

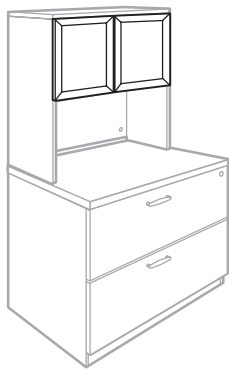
Sample Part Number:

Total Cost \$2782 =

ZEFHD72	.PM	.FD	.XS	.01	.XZ4	.XZ1	.XZ4	.XZ1	.XN					
\$1769	+	\$322	+	\$691	+	N/C	+	N/C	+	N/C	+	N/C	+	N/C

Framed Hutch Door Kits

The Intrinsic Framed Hutch Door Kits are available for Hutches with Doors and Wall Mounted Storage Units. The kits include silver framed doors, door hinges and your choice of available insert options. The framed doors can be mounted in place of existing laminate doors. Requires use of original hinge and screws for installation.



Framed Hutch Door Kits

Description	Kit Door Qty.	List Price	Catalog Number	Framed Door Insert
Hutch with Doors				
For use with ZEFHD36	2	\$483	ZFFDKIT36	No Cost Plexiglass
For use with ZEFHD42	2	511	ZFFDKIT42	
For use with ZEFHD48	2	525	ZFFDKIT48	Frosted Plexiglass
For use with ZEFHD60	4	804	ZFFDKIT60	+ \$106 36"-48"
For use with ZEFHD66	4	829	ZFFDKIT66	
For use with ZEFHD72	4	844	ZFFDKIT72	+ \$130 60"-72"
Wall Mounted				
For use with ZEFWS30H	2	\$441	ZFFDKIT30W	3form
For use with ZEFWS36H	2	483	ZFFDKIT36W	+ \$366 36"-48"
				+ \$500 60"-72"
				See Surface Materials Page 7
Build your complete Part Number here:			-----	---

Executive
Desks

Executive
Returns &
Bridges

Executive
Hutches

Executive
Filing &
Storage

Executive
Reception
Stations

Sample
Part Number:

ZFFDKIT60	.E01
-----------	------

Total Cost \$1304 =

\$804	+	\$500
-------	---	-------

Executive Open Hutch

The Open Hutch is available in 30" (762) and 36" (914) widths. The units are for use above work surfaces, above the 24" (610)-deep 2-high Double Door Storage Cabinet and above the 24" (610)-deep two-drawer lateral. The open hutches have a 3/8" (10) cord pass through gap behind the shelves and a 1" (25) full length cord management gap at base of the back panel. Each unit comes standard with two adjustable shelves and necessary shelf mounting pins. Each shelf is adjustable in 2 1/2" (64) increments.

Available accessories include additional shelves with mounting pins, tackboards and task lights.

Shipped ready to assemble.

Executive Wall Mounted Storage Unit with Doors

The Wall Mounted Storage Unit with Doors is available in 30" (762) and 36" (914) widths. Each unit has two hinged non-locking doors. Attachment for Wall Mounted Storage Unit requires individual cabinet to be secured by a minimum of two wall mounting locations/studs.


The Wall Mounted Storage Unit is

designed for installation on interior and perimeter walls that are constructed of wood or metal studs.

Note: The back of the unit is recessed to eliminate visibility of the wall mount brackets.

Note: The unit includes mounting brackets to accommodate most installation applications. It is the responsibility of the dealer or installer to obtain any additional fasteners that may be needed to safely attach the unit to the wall.

Shipped assembled.

Intrinsic Executive Open Hutch											
	Dimensions		List Price		Catalog Number	Unit/Edge Detail	Top Shelf Color	Top Color	Edge Color	Gap Guard	
	Depth	Width	Height	Thermofused Grade 1 2							
	14" (356)	30" (762) 36" (914)	37" (940)	\$774 781	\$840 881	ZEFH30 ZEFH36	XS No Cost Flat XF + \$29 Fluted	Thermo-fused Laminate See Surface Materials Page 7	Laminate See Surface Materials Page 7	Laminate See Surface Materials Page 7	XN No Cost No Gap Guard XG + \$60 Gap Guard
Note: Overall height of Executive Open Hutches is the same at the standard Intrinsic Hutches. The side and back panels on the Executive Hutches have been shortened by 1/2" to maintain consistent heights with Five-High Executive Intrinsic Storage Units.											

- Executive
Returns &
Bridges
- Executive
Hutches
- Executive
Filing &
Storage
- Executive
Reception
Stations
- Executive
Desks

Tackboards

Can be mounted under Executive Hutch with Doors or paper management, Executive Open Hutches and Executive Wall Mounted Storage Units.

Tackboard has a tackable panel fabric front and velcro attachment tabs.

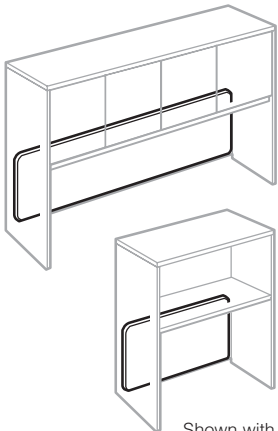
Shipped assembled.

Note: Review Fabric Planning guidelines on page 5 to better understand directional fabric application details for Intrinsic freestanding tackboards.

Cord Management Gap Guard

The Cord Management Gap Guard bridges the open space between a hutch back and the top of the work surface below. Made of flexible material, it allows easy passage of electrical and data cables. The Cord Management Gap Guard is attached with adhesive tape (included). The Gap Guards are sized to fit on the Intrinsic Hutch with Doors. Find your correct corresponding sizes and catalog numbers on Page 74. The

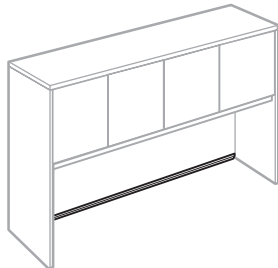
Cord Management Gap Guard can also be cut to size to be used on all other hutches. Available in black only.



Shown with one adjustable shelf removed

Intrinsic Tackboards

Dimensions Width Height	List Price Fabric Grade						Catalog Number	Fabric Color
	0/1	2	3	4	5	6		
27 ⁵ / ₈ " (702)	17" (356)	\$ 70	\$ 86	\$ 95	\$ 101	\$ 121	\$ 140	e See Surface Materials Page 6
33 ⁵ / ₈ " (854)		88	119	138	154	173	198	
39 ⁵ / ₈ " (1006)		163	194	213	229	248	269	
45 ⁵ / ₈ " (1159)		182	213	232	249	267	299	
57 ⁵ / ₈ " (1464)		207	238	257	273	304	345	
63 ⁵ / ₈ " (1616)		233	264	283	299	337	381	
69 ⁵ / ₈ " (1768)		248	279	298	315	355	402	
							©ZFTB30 ©ZFTB36 ZFTB42 ZFTB48 ©ZFTB60 ZFTB66 ©ZFTB72	



Cord Management Gap Guard

Depth	Dimensions Length	Width	List Price	Catalog Number	
5/8" (16)	275/8" (702)	2" (51)	\$239	SIZFCMGG30	
	335/8" (854)		260	SIZFCMGG36	
	395/8" (1006)		303	SIZFCMGG42	
	455/8" (1159)		316	SIZFCMGG48	
	635/8" (1616)		359	SIZFCMGG66	
	695/8" (1768)		385	SIZFCMGG72	
Packaged 6 per box.					
Build your complete Part Number here:				— — — — —	— — —

Sample
Part Number:

ZFTB48	.BFJ
\$232	N/C

Total Cost \$232 =

Executive
Desks

Executive
Returns &
Bridges

Executive
Hutches

Executive
Filing &
Storage

Executive
Reception
Stations

INTRINSIC LAMINATE PEDESTALS

When the key-alike lock option "T" is chosen, the Core/Key Set (ZFLCK) must be ordered separately or by using the Keying Order Form.

Shipped assembled.

Laminate Modular Pedestals

The Intrinsic Laminate Modular Pedestal is designed to be used beneath the work top.

Intrinsic Laminate Pedestals offer two drawer configurations: 12/12 with two 12" drawers or 6/6/12 with two 6" and

one 12" drawer. 6/6/12 Pedestals include one pencil tray.

The Laminate Modular Pedestal has full extension ball bearing slides on both 6" and 12" drawers and includes lockable drawers and leveling glides.

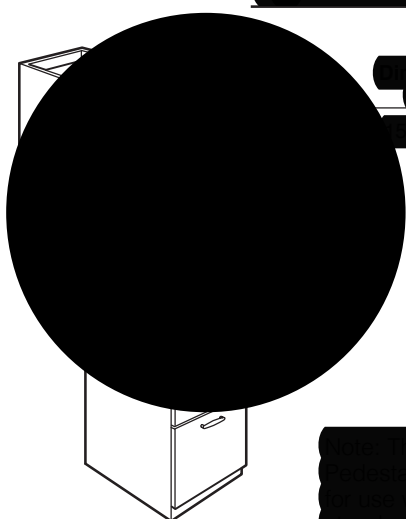
Available accessories include Laminate Modular Freestanding Pedestal Conversion Kit, Side-to-Side Filing Bars and additional Pencil Trays.

Executive Laminate ¾ Mobile Pedestal


The Intrinsic Laminate Mobile ³/₄ Pedestal is designed with a full skirt that conceals the pedestal's casters. The ³/₄ Pedestal has full extension ball bearing slides on both 6" and 12" drawers and includes lockable drawers, one pencil tray, four casters and counterbalance weight.

Available accessories include Side-to-Side Filing bars and Cushion Top.

Note: The Executive ³/₄ Mobile Pedestal has 1¹/₂" thick High-Pressure Laminate top.

[illegible]

Intrinsic Executive Laminate 3/4" Mobile Pedestal

Depth	Dimensions		List Price Thermofused Grade		Catalog Number	Edge Detail	Pull Style	Unit Color	Top Color	Top Edge Color	Drawer Color	Lock					
	Width	Height	1	2													
22" (559)	15½" (394)	23½" (597)	\$1460	\$1526	ZEFMP612W	XS No Cost Flat	No Cost Applied	Thermo-fused Laminate	Laminate	Laminate	Thermo-fused Laminate	R No Cost Random					
						L Classic		See Surface Materials Page 7	See Surface Materials Page 7	See Surface Materials Page 7		*T Deduct - \$-16 Key-Alike					
						XF + \$29 Fluted	E Streamline					Drawer edge will match drawer color					
							AZ Designer						*Note: Be sure to order Core/Key Sets (ZFLCK) separately (1 per unit)				
							MM Mod2										
						MD Modern											
Build your complete Part Number here:					----		-	---	---	---	---	-					
Sample Part Number:					ZFP1212		.E	.XZ2	.XZ2	---	---	.T					
Total Cost \$987 =					\$1003	+	+	N/C	+	N/C	+	+	+	+	+	+	-\$-16

Laminate Double-Door Storage Cabinets

The Laminate Double-Door Storage cabinet is available in two depths (18" and 24") and two heights, two- and five-high.

Features include hinged locking double-doors with one adjustable shelf in the two-high unit and three adjustable shelves in the five-high unit. Shelves adjust vertically in 2 1/2" increments. Units also includes leveling glides.

Available accessories include additional Double-Door Storage Shelves and wardrobe bars.

Note: The 18" (457)-deep Double-Door Storage Cabinet is intended for use under the work surface and may not be used in freestanding applications. The Executive 24" (610)-deep Double-Door Storage Cabinet is a freestanding element.

Shipped assembled.

Executive Laminate Wardrobe Storage Cabinet

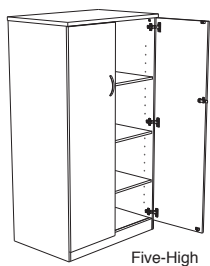
The Laminate Wardrobe Storage cabinet is available as a five-high unit. Features include hinged locking double-doors, one shelf, a full-width wardrobe bar and leveling glides.

Available accessories include Double-Door Storage shelves.

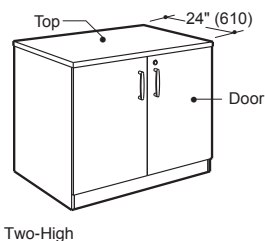
Shipped assembled.

When the key-alike lock option "T" is chosen a "disposable" core is assembled in the filing unit to temporarily secure the drawers and doors for transit. The "disposable" core must be field replaced with an Intrinsic Core/Key set in order for the Intrinsic filing unit to lock. The Core/Key set (ZFLCK) must be ordered separately or by using the keying order form. Check Customer Care for availability.

Intrinsic Executive Laminate Double-Door Storage Cabinet with Top

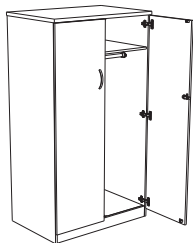


Note: The ZEFDDF AND ZEFWRF units have 1 1/2" thick High-Pressure Laminate top.



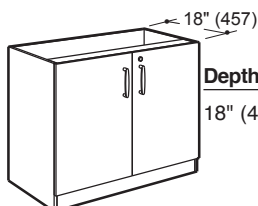
Depth	Dimensions		Height	List Price Thermofused		Catalog Number	Edge Detail	Pull Style	Unit Color	Top Color	Top Edge Color	Door Color	Lock
	Width			Grade 1	Grade 2								
24" (610)	36" (914)		29 1/4" (743) 66 1/4" (1683)	\$1705 2910	\$1837 3111	ZEFDDF236 ZEFDDF536	XS No Cost Flat XF + \$29 Fluted	No Cost Applied L Classic E Streamline AZ Designer MM Mod2 MD Modern	Thermo-fused Laminate See Surface Materials Page 7	Laminate See Surface Materials Page 7	Laminate See Surface Materials Page 7	Thermo-fused Laminate See Surface Materials Page 7	R No Cost Random *T Deduct - \$16 Key-Alike *Note: Be sure to order Core/Key Sets (ZFLCK) separately (1 per unit)

Intrinsic Executive Laminate Wardrobe Storage Cabinet



Depth	Dimensions		Height	List Price Thermofused		Catalog Number
	Width			Grade 1	Grade 2	
24" (610)	36" (914)		66 1/4" (1683)	\$2092	\$2258	ZEFWRF536

Intrinsic Laminate Double-Door Storage Cabinet



Depth	Dimensions		Height	List Price Thermofused		Catalog Number
	Width			Grade 1	Grade 2	
18" (457)	36" (914)		27 3/4" (705)	\$1149	\$1254	ZFDD236

Build your complete Part Number here:

ZEFDDF236	.XS	.AZ	.ZX2	.XZ2	.XZ4	.XZ4	.T
-----------	-----	-----	------	------	------	------	----

Sample Part Number:

Total Cost \$1689 =

\$1705	+	N/C	+	N/C	+	N/C	+	N/C	+	N/C	+	N/C	+	-\$16
--------	---	-----	---	-----	---	-----	---	-----	---	-----	---	-----	---	-------

Note: The ZFDD236 is designed for use with Executive and standard Intrinsic office configurations.

Executive Desks

Executive Returns & Bridges


Executive Hutches

Executive Filing & Storage

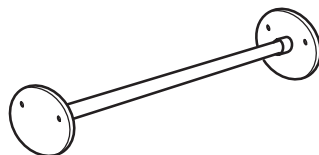
Executive Reception Stations

Laminate Double-Door Storage Shelf
The Intrinsic Laminate Double-Door Storage Shelf fits in Intrinsic Laminate Double-Door Storage and Wardrobe Cabinets for additional shelf space. Includes one shelf and mounting hardware.

Wardrobe Bars
The Wardrobe Bar converts a laminate five-high Double-Door Storage Unit to a Wardrobe Unit. Wardrobe Bar attaches to the sides of the storage cabinet. Includes mounting hardware.
Available in black only.



Intrinsic Laminate Double-Door Storage Shelf (For ZFDD236)						
Depth	Dimensions		List Price Thermofused Grade		Catalog Number	Shelf Color
	Width	Height	1	2		
16 ¹ / ₈ " (352)	34 ¹ / ₂ " (876)	7 ⁷ / ₈ " (19)	\$144	\$150	ZFDDS	Thermofused Laminate See Surface Materials Page 7
Intrinsic Laminate Double-Door Storage Shelf (For ZFDDF236, ZFDDF536 and ZFWRF536)						
Depth	Dimensions Width	Height	List Price Thermofused Grade		Catalog Number	
22" (352)	34 ¹ / ₂ " (876)	7 ⁷ / ₈ " (19)	1	2	ZFDDFS	
			\$152	\$168		



Wardrobe Bars (For Five-High Laminate Wardrobe Storage Cabinet)				
Dimensions		List Price	Catalog Number	
Width	Height			
34 ³ / ₈ " (873)	1" (25) Diameter	\$120	ZFWRB36E	
Build your complete Part Number here:			----	---

Sample
Part Number:

ZFDDS

.XZ3

Total Cost \$144 =

\$144

+

N/C

Executive
Desks

Executive
Returns &
Bridges

Executive
Hutches

Executive
Filing &
Storage

Executive
Reception
Stations

Executive Storage Credenzas


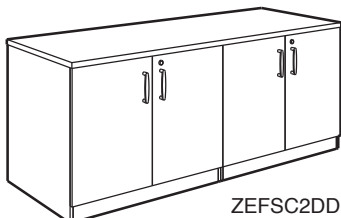

The Intrinsic Storage Credenzas come in three configurations, each with a unified High-Pressure Laminate top. The **lateral units** include full extension ball bearing slides, an interlock mechanism (for each 2-drawer unit) allowing only one drawer to open at a time, side-to-side filing bars, front-to-back filing bars and leveling glides. Drawers accommodate side-to-side letter, A4, legal and EDP filing. The **double-door units** include hinged locking double doors with one adjustable shelf and leveling glides. Shelves adjust vertically in 2¹/₂" increments.

Note: The storage credenza with a double-door and lateral unit (ZEFSC2LATDD) is unhandled. Therefore, storage components can be placed on the left or right depending on user preference.

All versions ship in three pieces and require some assembly.

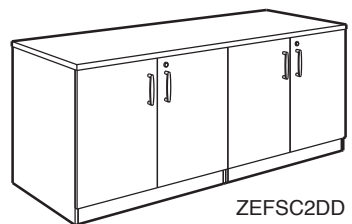
Note: The Executive Storage Credenzas have a 1¹/₂" thick High-Pressure Laminate top.

Intrinsic Executive Storage Credenza


Dimensions			List Price Thermofused Grade		Catalog Number	Edge Detail	Pull Style	Unit Color	Top Color	Top Edge Color	Drawer Color	Lock
Depth	Width	Height	1	2								
24" (610)	72" (1829)	29 1/4" (743)	\$5150 4769 5055	\$5351 5036 5289	ZEFSC2LAT ZEFSC2DD ZEFSC2LATDD	XS No Cost Flat XF + \$29 Fluted	No Cost Applied L Classic E Stream-line AZ Designer MM Mod2 MD Modern	Thermo-fused Laminate See Surface Materials Page 7	Laminate See Surface Materials Page 7	Laminate See Surface Materials Page 7	See Surface Materials Page 7 Door/drawer edge color will match door/drawer color	R No Cost Random *T Deduct - \$32 Key-Alike *Note: Be sure to order Core/Key Sets (ZFLCK) separately (2 per unit)
												
												
												
Build your complete Part Number here:					_ _ _ _ _	_ _	_	_ _ _	_ _ _	_ _ _	_ _ _	_



ZEFSC2LAT



ZEFSC2DD



ZEFSC2LATDD

Sample
Part Number:

ZEFSC2LAT	.XS	.AZ	.XZ2	.XZ1	.XZ1	.XZ2	.T
-----------	-----	-----	------	------	------	------	----

Total Cost \$5118 =

\$5150	N/C	+	N/C	+	N/C	+	N/C	+	N/C	+	N/C	+	-\$32
--------	-----	---	-----	---	-----	---	-----	---	-----	---	-----	---	-------

Executive Laminate Storage Towers

The Laminate Storage Tower provides wardrobe, drawer and cupboard storage in a single cabinet. Each of these storage areas can be locked independently to allow for varying levels of security. Storage Towers are available in either a Right-Hand version with the wardrobe on the right side, or a Left-Hand version with the wardrobe on the left side.

Storage Towers have adjustable leveling glides. The wardrobe unit includes a wardrobe bar and one adjustable

shelf. The cupboard unit includes two adjustable shelves. Shelves adjust vertically in 2 1/2" (64) increments. The pedestals have full extension ball bearing slides on both 6" and 12" drawers. 6/6/12 pedestals include one pencil tray.

Available accessories include, side-to-side filing bars, additional shelves, and a pencil tray.

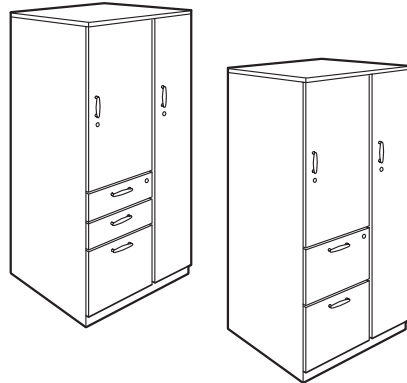
Shipped assembled.

Note: The Executive Storage Towers have a 1 1/2" thick High-Pressure Laminate top.

When the key-alike lock option "T" is chosen a "disposable" core is assembled in the filing unit to temporarily secure the drawers and doors for transit. The "disposable" core must be field replaced with an Intrinsic Core/Key set in order for the Intrinsic filing unit to lock. The Core/Key set (ZFLCK) must be ordered separately or by using the keying order form. Check Customer Care for availability.


Intrinsic Laminate Storage Tower – Right-Hand

Depth	Dimensions		List Price		Catalog Number	Edge Detail	Pull Style	Unit Color	Top Color	Top Edge Color	Door Color	Lock
	Width	Height	1	2								
24" (610)	24" (610)	66 1/4" (1683)	\$3121 3040	\$3287 3206	ZEFSTWR6612 ZEFSTWR1212	XS No Cost Flat XF + \$29 Fluted	No Cost Applied L Classic E Stream- line AZ Designer MM Mod2 MD Modern	Thermo- fused Laminate See Surface Materials Page 7	Laminate See Surface Materials Page 7	Laminate See Surface Materials Page 7	Thermo- fused Laminate See Surface Materials Page 7	R No Cost Random *T Deduct - \$48 Key-Alike *Note: Be sure to order Core/Key Sets (ZFLCK) separately (3 per unit)



Intrinsic Laminate Storage Tower – Left-Hand

Depth	Dimensions		List Price		Catalog Number	Edge Detail	Pull Style	Unit Color	Top Color	Top Edge Color	Door Color	Lock
	Width	Height	1	2								
24" (610)	24" (610)	66 1/4" (1683)	\$3121 3040	\$3287 3206	ZEFSTWL6612 ZEFSTWL1212							



Build your complete Part Number here:

Sample Part Number:

Total Cost \$3102 =

ZEFSTWL6612	.XF	.E	.XZ3	.XZ2	.XZ2	.XZ4	.T					
\$3121	+	\$29	+	N/C	+	N/C	+	N/C	+	N/C	+	-\$48

Executive
Desks

Executive
Returns &
Bridges

Executive
Hutches

Executive
Filing &
Storage

Executive
Reception
Stations

Laminate Storage Tower Cupboard Shelf

The Cupboard Shelf fits in Intrinsic Laminate Storage Tower units in the cupboard storage area for additional shelf space. Includes one cupboard shelf and mounting hardware.

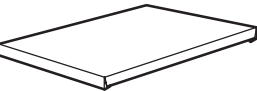
Laminate Storage Tower Wardrobe Shelf

The Wardrobe Shelf fits in Intrinsic Laminate Storage Tower units in the wardrobe storage area for additional shelf space. Includes one wardrobe shelf and mounting hardware.

Laminate Pedestal Side-to-Side Filing Bars

Side-to-Side Filing Bars convert 12" (305) Intrinsic Laminate Pedestal and Storage Tower drawers to side-to-side or legal-size filing. One side-to-side filing bar required per drawer (Shipped 6 per package).

Available in black only.



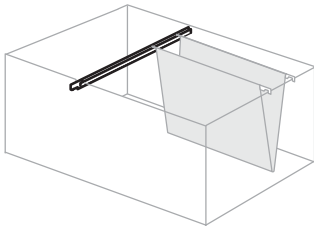
Intrinsic Laminate Storage Tower Cupboard Shelf

Depth	Dimension Width	Height	List Price Thermofused Grade		Catalog Number	Shelf Color
			1	2		
22" (505)	14 ¹ / ₈ " (394)	7 ⁷ / ₈ " (19)	\$106	\$112	ZFSTWCS	Thermo-fused Laminate See Surface Materials Page 7



Intrinsic Laminate Storage Tower Wardrobe Shelf

Depth	Dimension Width	Height	List Price Thermofused Grade		Catalog Number	Shelf Color
			1	2		
22" (505)	7 ¹ / ₄ " (394)	7 ⁷ / ₈ " (19)	\$82	\$88	ZFSTWWS	Thermo-fused Laminate See Surface Materials Page 7



Intrinsic Laminate Pedestal Side-to-Side Filing Bars

Description	List Price	Catalog Number	
Includes 6 hanging bars. Requires 1 per drawer.	\$79	ZFPSSB	
Build your complete Part Number here:		----	---

Sample Part Number:

ZFSTWCS	.XZ4
---------	------

Total Cost \$106 =

\$106	+	N/C
-------	---	-----

Executive Desks
Executive Returns & Bridges
Executive Hutches
Executive Filing & Storage
Executive Reception Stations

Executive Laminate Bookcases

The Bookcase is complete with High-Pressure Laminate top and base with leveling glides. The Two-high cases have one adjustable shelf. The three-high case has two adjustable shelves. The four-high case has two adjustable shelves and one fixed shelf. The five-high cases have three adjustable shelves and one fixed shelf (see picture). The shelves are 1" (25)-thick, and adjust in 2 1/2" (64) increments.

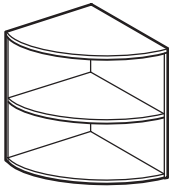
Two, and three-high bookcase heights are designed to accommodate standard binders on all shelves. The four-high bookcase will only accommodate binder storage on three of the four shelves and the five-high on four of the five shelves.

Additional Bookcase Shelves are available.

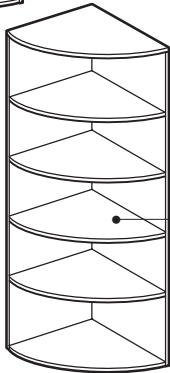
Note: Fixed shelf on four and five-high Bookcases is fixed at work surface height.

Shipped ready to assemble.

Note: The Executive Bookcases have a 1 1/2" thick High-Pressure Laminate top and are not available in XZ4 Black.



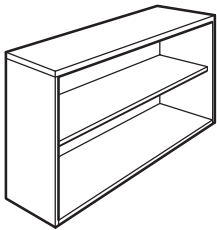
Two-High



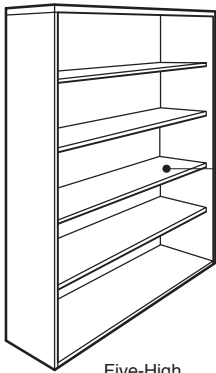
Five-High

Intrinsic Executive Corner Bookcases

Dimensions			List Price Thermofused Grade		Catalog Number	Edge Detail	Unit Color	Top Color	Top Edge Color
Depth	Width	Height	1	2					
24" (610)	24" (610)	29 1/4" (743) 66 1/4" (1683)	\$911 1334	\$1011 1466	ZEFBCC224 ZEFBCC524	XS No Cost Flat XF + \$29 Fluted	Thermo-fused Laminate See Surface Materials Page 7	Thermo-fused Laminate See Surface Materials Page 7	Thermo-fused Laminate See Surface Materials Page 7



Two-High



Five-High

Intrinsic Executive Rectangular Bookcases

Dimensions			List Price Thermofused Grade		Catalog Number				
Depth	Width	Height	1	2					
14" (356)	36" (914)	29 1/4" (743) 40 1/4" (1022) 52 1/4" (1327) 66 1/4" (1683)	\$927 1026 1334 1410	\$993 1126 1466 1542	ZEFBCR236 ZEFBCR336 ZEFBCR436 ZEFBCR536				
Build your complete Part Number here:						---	--	---	---

Sample Part Number:

ZEFBCC524	.XF	.XZ2	.XZ4	.XZ4		
\$1334	+	\$29	+	N/C	+	N/C

Executive Desks

Executive Returns & Bridges

Executive Hutches

Executive Filing & Storage

Executive Reception Stations

Bookcase and Open Hutch Shelves
Shelves are used for additional shelf space. Includes one shelf and mounting hardware. Shelves accommodate Intrinsic Freestanding Laminate Bookcases and Open Hutches.



Intrinsic Laminate Rectangular Bookcase and Open Hutch Shelves

Fits Bookcase Width	Bookcase Depth	Dimensions		List Price Thermofused Grade		Catalog Number	Shelf Color
		Actual Width	Height	1	2		
30" (762)	11 ³ / ₄ " (298)	27 ⁷ / ₈ " (702)	1" (25)	\$151	\$157	ZFRS30 ZFRS36	Thermo-fused Laminate See Surface Materials Page 7
36" (914)		33 ⁷ / ₈ " (854)		163	169		



Intrinsic Laminate Corner Bookcase Shelf

Fits Bookcase Width	Bookcase Depth	Dimensions		List Price Thermofused Grade		Catalog Number
		Actual Width	Height	1	2	
24" (610)	23" (584)	23" (584)	1" (25)	\$130	\$146	ZFCS24

Build your complete Part Number here:

Sample Part Number:	ZFCS24	.XZ1
---------------------	--------	------

Total Cost \$130 =	\$130	+	N/C
--------------------	-------	---	-----

Executive
Returns &
Bridges
Desks

Executive
Returns &
Bridges

Executive
Hutches

Executive
Filing &
Storage

Executive
Reception
Stations

Executive Reception Station

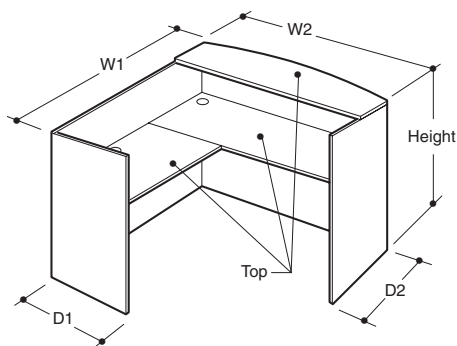
The Intrinsic Reception Station is constructed of 1" (25) thick Thermofused Laminate shell with a 1½" thick High-Pressure Laminate work surface and transaction top with matched 3mm vinyl edging on work surface and transaction top. Available in right or left configuration with full modesty. Three grommets (2 in the desk and 1 in the return) and leveling glides are standard.

Note: Transaction top overhang is 6" (152).

Shipped ready to assemble.

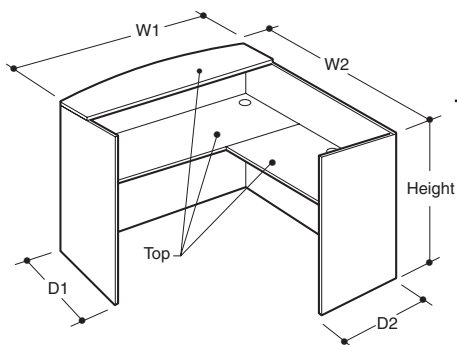
Intrinsic Executive Reception Station – Right-Hand

Depth 1	Depth 2	Dimensions		Height	List Price Thermofused Grade		Catalog Number	Edge Detail	Top Color	Top Edge Color	Base Color
		Width 1	Width 2		1	2					
24" (610)	30" (762)	72" (1829)	72" (1829)	42½" (1080)	\$2707	\$3044	ZEFRSR7272	XS No Cost Flat	Laminate	Laminate	Thermofused Laminate



Intrinsic Executive Reception Station – Left-Hand

Depth 1	Depth 2	Dimensions		Height	List Price Thermofused Grade		Catalog Number
		Width 1	Width 2		1	2	
30" (762)	24" (610)	72" (1829)	72" (1829)	42½" (1080)	\$2707	\$3044	ZEFRSL7272



Build your complete Part Number here:

---	---	---	---	---
-----	-----	-----	-----	-----

Sample Part Number:

ZEFRSR7272	.XS	.XZ1	.XZ4	.XZ1
------------	-----	------	------	------

Total Cost \$2707 =

\$2707	+	N/C	+	N/C	+	N/C	+	N/C
--------	---	-----	---	-----	---	-----	---	-----

Executive Desks

Executive Returns & Bridges

Executive Hutches

Executive Filing & Storage

Executive Reception Stations

Executive Reception Station Desk

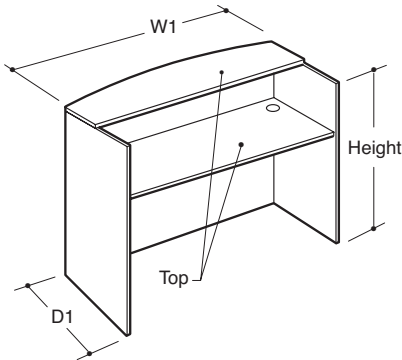
The Intrinsic Reception Station Desk is constructed of 1" (25) thick Thermofused Laminate with a 1 1/2" thick High-Pressure Laminate shell work surface and transaction top with matched 3mm vinyl edging on work surface and transaction top. Available with full modesty only. Can be configured with any Intrinsic Freestanding bridge or return. Two grommets and leveling glides are standard.

Note: Transaction top overhang is 6" (152).

Shipped ready to assemble.

Intrinsic Executive Reception Station Desk

Depth	Dimensions		List Price		Catalog Number	Edge Detail	Top Color	Top Edge Color	Base Color
	Width	Height	1	2					
30" (762)	72" (1829)	42 1/2" (1080)	\$2034	\$2301	ZEFRS3072	XS No Cost Flat XF + \$29 Fluted	Laminate See Surface Materials Page 7	Laminate See Surface Materials Page 7	Thermo-fused Laminate See Surface Materials Page 7 Base edge will match base laminate color
Build your complete Part Number here:					_____	__	__	__	__



Executive
Returns &
Bridges

Executive
Hutches

Executive
Filing &
Storage

Executive
Reception
Stations

Sample
Part Number:

ZEFRS3072	.XF	.XZ1	.XZ4	.XZ1
_____	__	__	__	__

Total Cost \$2063 =

\$2034	+	\$29	+	N/C	+	N/C	+	N/C
--------	---	------	---	-----	---	-----	---	-----

Intrinsic Freestanding Accessories

Accessories [90](#)

LED Lighting & Task Lights [94](#)

Horizontal Wire Manager

The Horizontal Wire Manager accommodates electrical cords and communication cables. It attaches under all work tops and desks. Includes mounting hardware.

Available in black only.

Vertical Wire Channel

The Vertical Wire Channel encloses power or light cords on the face of a panel. It attaches to back panel with self-adhesive backing. Packaged in boxes of three.

Grommet for Modesty Panel

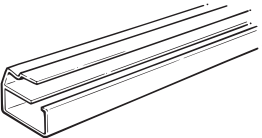
The Modesty Grommet is available for situations that require additional wire management through any modesty or back panel. All modesty panel grommets must be field installed.

Available in black only.

Grommet for Work Surface

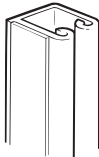
The Work Surface Grommet is available for situations that require grommets in addition to those that are standard on all desks or as replacements.

Available in black only.



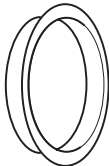
Horizontal Wire Manager

Depth	Dimensions Length	Width	List Price	Catalog Number	
3" (76)	30" (762)	2" (51)	\$44	HWM30	



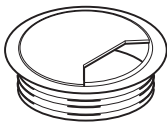
Vertical Wire Channel

			List Price	Catalog Number	Trim Color
Length	Dimensions Width	Depth			
24" (610)	1/2" (13)	1/2" (13)	\$30	VWC3	Standard Smooth Finish Only
Package Contains 3 Wire Channels					See Surface Materials Page 7



Grommet for Modesty Panel

Depth	Dimensions Grommet Diameter	Drill Hole Diameter	List Price	Catalog Number	
3/8" (9)	2" (51)	1 3/4" (44)	\$57	SIZGMP	
Includes 6 grommets.					



Grommet for Work Surface

Depth	Dimensions Grommet Diameter	Drill Hole Diameter	List Price	Catalog Number	
15/16" (24)	2.8" (71)	2 3/8" (60)	\$75	SIZGWS	
Includes 6 grommets.					

Build your complete
Part Number here:

Accessories

Terms &
Policies

Sample
Part Number:

VWC3

.Y

Total Cost \$30 =

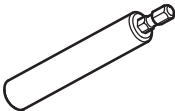
\$30

+

N/C

Intrinsic Freestanding Assembly Tool
The Intrinsic Freestanding Assembly Tool makes assembling freestanding products much easier. The tool fits into a power driver chuck and provides a guide for driving quarter-turn cam pins into Thermofused Laminate surfaces. This tool will save you time during the installation process, and reduce laminate surface chipping.

Intrinsic Freestanding Touch Up Markers
The Touch Up Markers are for use with the Thermofused Laminate. They are available individually or as a kit. The kit includes one marker of each color.



Intrinsic Freestanding Assembly Tool

Dimensions Length	List Price	Catalog Number
3 1/2" (89)	\$40	ZFPT

Intrinsic Freestanding Touch Up Markers

Description	List Price	Catalog Number
Wild Cherry	\$81	ZFTUPXZ1
Fusion Maple	81	ZFTUPXZ2
Empire Mahogany	81	ZFTUPXZ3
Black	81	ZFTUPXZ4
Kit (all 4 colors)	228	ZFTUPKIT
Build your complete Part Number here:		-----

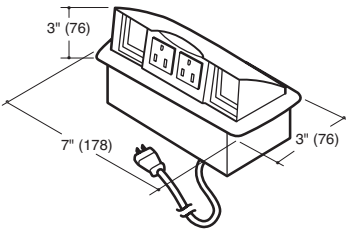
Sample
Part Number:

ZFTUPXZ3

Total Cost \$81 =

\$81

Pop-up Power/Data Module
The Pop-up Power/Data Module provides two grounded outlets and two openings for communication connectors. The module can be installed in any table or work surface greater than 18" (457)-deep. A 6' power cord is included. UL and CUL Listed/CSA Certified. Available in Black only.



Pop-up Power/Data Module

	List Price	Catalog Number
	\$433	SICELECM
Build your complete Part Number here:		-----

Sample Part Number:	SICELEM
Total Cost \$433 =	\$433

FELLOWES CONTRACT INTERIORS GLOBAL TERMS AND CONDITIONS OF SALE (All Locations)

These terms shall be considered to be an inseparable part of any additional terms between the applicable Fellowes entity and Customer and are collectively referred to herein as the Terms and Conditions. To the extent that any terms provided by Customer conflict with the terms and conditions that follow, these Terms and Conditions shall govern that transaction.

Acceptance; Entire Agreement.

Acceptance by Customer of delivery of goods constitutes acceptance by Customer of the following terms and conditions. Any additional or different terms proposed by Customer shall be deemed to have been objected to by the Fellowes entity ("Fellowes" or "Seller"), shall be of no force or effect, and shall not be binding upon or enforceable against Seller. These terms and conditions constitute the entire agreement and understanding between the parties and supersede any and all prior agreements, understandings and communications with Customer, oral or written, relating to the goods that Seller or any of its subcontractors may provide (collectively, the "Goods"). No course of dealing or course of performance, either prior to, during or after the delivery of the Goods, shall be relevant or admissible by Customer to supplement, explain or vary these Terms and Conditions. The invalidity or unenforceability of any Terms and Conditions shall not affect the validity or enforceability of any other term or condition, and the remaining terms and conditions shall remain in full force and effect. No waiver, amendment or modification of these Terms and Conditions shall be binding upon or enforceable against Seller until approved in writing by a Fellowes Authorized Signatory.

Proprietary Information; Confidentiality.

Advertising. Customer shall consider all information furnished by Fellowes, as well as information learned about Fellowes' business or products, to be confidential and shall not disclose any such information to any other person or entity or use such information itself for any purpose other than performing hereunder, unless Customer obtains written permission from Fellowes to do so. This paragraph shall apply to drawings, specifications, or other documents prepared by Customer or Fellowes in connection with this order as well as observations of Customer while receiving goods or services. Customer shall not advertise or publish the fact that Fellowes has contracted to sell goods or services to Customer, nor shall any information relating to the order be disclosed without Fellowes' written permission unless otherwise agreed in writing, no commercial financial or technical information disclosed in any manner or at any time by Customer to Fellowes shall be deemed secret or confidential and Customer shall have no rights against Fellowes with respect thereof except such rights as may exist under patent or copyright laws.

Trademark Rights.

Fellowes grants Customer a non-exclusive, royalty-free license to use the Fellowes' trademarks included on any goods purchased hereunder (the "Licensed Marks") in connection with Customer's sale or marketing of goods in the course of Customer's business. The license granted herein does not include a right to sublicense. Customer acknowledges that Fellowes is the owner of the Licensed Marks, and nothing herein shall grant to Customer any right, title or interest in the Licensed Marks, except as specifically set forth herein. Customer shall use Fellowes' trademarks in a manner that is consistent with Fellowes' standards. This includes using the ® designation adjacent to registered trademarks, and the TM designation adjacent to unregistered trademarks, where practicable. Customer shall cooperate with Fellowes' requests to ensure that Fellowes' trademarks are used in this manner. Fellowes shall have the right to review and inspect any marketing or promotional materials relating to the Licensed Products and, in its sole discretion, to prohibit the use of any such materials that do not meet Fellowes' standards. If Customer becomes aware of any infringing products, Customer will promptly notify Fellowes, which reserves the right to take any action. This trademark license is revocable at Fellowes' sole discretion.

Prices.

Prices quoted by Fellowes are subject to change without notice. Prices billed on invoice at time of shipment shall govern. Unless otherwise stated, all prices are quoted in U.S. Dollars. Seller will not accept or process purchase orders that contain pricing different from the standard prices. Fellowes reserves the right to revise all pricing, discounts, and freight terms, at any time, without notice. Current product pricing is included on product pages at Fellowes.com. Prices which are in effect at the time of order shall apply. Listed prices exclude additional fees applicable to special services requested by Customer (e.g., special cutting).

Taxes.

The prices for the Goods do not include sales, use and other taxes, duties and other governmental fees and charges that may be applicable to the Goods, and Customer shall be responsible for and pay upon demand all such taxes, duties and other governmental fees and charges (other than income taxes of Seller), notwithstanding that responsibility for collection or payment of such taxes, duties and other governmental fees and charges may be imposed by law on Seller or any of its subcontractors. All authorized dealers should ensure that a resale tax exemption certificate is on file with Fellowes.

Discontinued products.

Due to changing market demands, Fellowes may periodically discontinue certain products. Fellowes reserves the right to change and/or discontinue products at any time without notice.

Credit.

Fellowes may, in its sole discretion, extend credit to the Customer. For credit limits in excess of \$100,000, Fellowes requires audited financial statements prior to initial credit approval and on an annual basis thereafter. Fellowes shall perform periodic credit reviews using credit reporting agencies, trade references, industry trade groups and banks. In the event of a material adverse change in Customer's credit standing or in the event that Customer does not comply with the terms of these

provisions, Fellowes shall have the right to change terms of payment, and Fellowes obligation to provide Products will be subject to reaching mutual agreement on revised terms.

To establish an account, Customer must complete and submit Fellowes' New Account Application (signed by company officer of Customer), Federal Taxpayer ID (Form W-9) and State Resale Certificate. Subject to sales, credit history, and credit lines, a deposit or advance payment may be required to process large orders.

Once credit is approved, payment terms are net 30 days. Prior to Customer's credit approval (with receipt of required documents), prepayment of orders may be made by corporate check, wire transfer or ACH or for convenience, credit cards (Visa and Mastercard) are accepted.

Payment.

Unless otherwise agreed in writing or stated on the Invoice, all payments are to be made in US Dollars and all amounts payable by Customer shall be due and payable in full 30 days after invoice. Fellowes will not accept the unilateral assessment of any fee, marketing support, co-op or other advertising, expense reimbursement, rebate, offset or any other financial or marketing support not explicitly authorized in writing by an authorized officer of Seller.

Any amounts not paid in full within 30 days after invoice shall be subject to a late payment charge of 1 ½ % per month (or, if less, the maximum amount permitted by law) from the date due until paid. Fellowes' obligation to provide Products is subject to receipt of prompt payment of all invoices pursuant to the terms of this and other agreements we may have with Customer. Progress billing of interest due or a failure to bill for interest due shall not constitute a waiver of Fellowes' right to charge interest on all amounts past due to the date payment is received. Should any portion of an invoice become disputed you agree to pay the undisputed portion according to its terms, and you will notify us promptly of the dispute.

Both parties agree to use their best efforts to resolve the disputed portion of such invoice within 30 days. Fellowes shall have the right to set off against any amount that Fellowes may be obligated to pay to Customer any amounts due or to become due to Fellowes from Customer and its divisions, subsidiaries and affiliated companies. Fellowes may assign payments due to a wholly-owned subsidiary without consent.

Order Placement and Confirmation.

(a) Stocked Finished Goods (Workspace Category).

Fellowes be submitted via e-mail to ci-orders@Fellowes.com. Orders must include "Ship To" and "Bill To" information along with complete Fellowes product model numbers and Customer cost. Government orders require a copy of the agency PO at the time the order is placed with Fellowes. All orders shall be subject to written acceptance by an authorized representative of Fellowes. Incomplete orders or changes will delay processing and shipment until receipt of all necessary information and Fellowes issuance of revised Sales Order Acknowledgment.

(b) For Made-to-Order, Special, and Custom Products (Furniture, Modular Walls, and Air Quality Management Categories)

Fellowes requires all orders to be submitted electronically via on-line order entry at www.fellowes.com, or in writing following Ordering Procedures. Fellowes recommends using design software for larger projects which allows the dealer to design, specify, and enter an order more efficiently and accurately which will assure completeness and avoid errors and duplications. Customer assumes all responsibility for the correct content of any order which has been acknowledged.

Upon receiving an order, Fellowes will send an acknowledgement with exact pricing information and a scheduled shipping date. Orders can also be confirmed on-line at www.fellowes.com. Customer is responsible for checking acknowledgements to ensure that the order is correct. Order will be processed as acknowledged.

Order changes or cancellations.

All Customer cancellations and changes must be submitted to Fellowes in writing to ci-orders@Fellowes.com. **Any request for cancellation or change to an order must be submitted within twenty-four (24) hours of receipt of order acknowledgement by Fellowes. Any requested cancellation or change received thereafter will incur a fee.** Order changes include the addition/deletion of line items or changes in quantity or requested Ship Date or Ship To address. Order changes that result in a quantity reduction may be subject to an adjustment in pricing. Change or cancellation requests are not considered accepted until Fellowes provides a revised Sales Order Acknowledgment. Changes may result in processing delays or shipping delays. Under no circumstances will changes or cancellations be accepted on any special order, custom product, or worksurface order without the express written consent of Fellowes. All such custom and special orders are non-returnable.

Lead-Times and Delays.

Fellowes reserves the right to alter lead times as demand for products fluctuate. Stated lead-times begin after a complete order is entered and scheduled. Shipments are subject to product availability. Special products and larger orders may entail extended lead-times. Orders placed by dealers without a requested delivery date will be assigned a delivery date for custom product orders as currently published at www.fellowes.com. Please contact your customer service representative for estimated lead-times. If unforeseen circumstances occur, Fellowes may postpone delivery of orders and will notify Customer when such postponement occurs.

Fellowes shall not be liable for loss or damage due to delay in manufacturing or delivery resulting from any cause beyond Fellowes' reasonable control. This includes, but is not limited to, compliance with any regulations, orders, or instructions of any Federal, State, or Municipal Government, or any department or agency thereof, acts of God, acts or omissions of Customer, acts of civil or military authority, fires, strikes, disease or pandemic, factory shutdowns or alterations, embargoes, war, riot, delays in transportation or inability due to causes beyond Fellowes' reasonable control to obtain necessary labor, manufacturing facilities, or material from Fellowes' usual sources. In no event shall Fellowes be liable for special or consequential damages for any delay for any cause.

Shipping and Transportation.

(a) For Stocked Finished Goods

48-hour shipping program

Fellowes offers 48-hour shipping on the majority of finished goods in that are in stock. Unless otherwise requested, these products are shipped from multiple shipping points throughout the U.S., within two business days of receiving the PO, depending on quantity ordered and available inventory. Orders that include products with longer lead times including special orders, custom products, or worksurface orders, are designated as "LT" (lead time) and therefore excluded from the 48-hour shipping program. Large orders may also require additional lead time. Products designated as LT could take up to 90 days for delivery after Fellowes' receipt of Customer's order. Call for on-hand availability.

Please note:

1. For the order to qualify for 48-hour shipping, all products on the PO must be available under the 48-hour shipping program.
2. POs that include LT designated products will be shipped based on the lead time of the LT designated products unless otherwise requested.
3. 48-hour orders will be shipped out within two business days of Fellowes' receipt of Customer's order unless otherwise specified on the PO.
4. Worksurfaces, Motific, Centro, and Railway may arrive on a date different than the other items on the order.

For all other purchases, delivery dates for the Goods shall be established by mutual agreement of Fellowes and Customer. The minimum order size is \$1500. Fellowes may at its option accept orders not meeting the minimum order size with a \$75 handling fee. Customer shall provide any special shipping or labeling requirements to Fellowes for consideration prior to the first shipment.

Freight terms are as follows:

For U.S.:

- Orders under \$2,500 list will incur a flat \$25 net fee
- Orders between \$2,501 list and \$5,000 list will incur a flat \$100 net fee
- Orders between \$5,001 list and \$7,000 list will incur a flat \$200 net fee
- Orders over \$7,001 list ship free
- Residential freight deliveries will incur a flat \$70 net fee.

For Canada:

- Orders under \$3,125 (CAD) list will incur a flat \$50 (CAD) net fee
- Orders between \$3,126 (CAD) list and \$6,250 (CAD) list will incur a flat \$125 (CAD) net fee
- Orders between \$6251 (CAD) list and \$9375 (CAD) list will incur a flat \$250 (CAD) net fee
- Orders over \$9,376 (CAD) list ship free
- Residential freight deliveries will incur a flat \$140 (CAD) net fee.

Fellowes ships orders by way of standard ground carrier service dock-to-dock within the contiguous 48 states of the United States. Special requests such as "call before delivery", "delivery lift gate required", residential delivery, re-routed deliveries, or specific delivery date/time requests may be subject to additional charges or may not be available. Contact our Customer Service Department for expedited delivery requests or deliveries outside of the contiguous 48 states. Customers will be charged additional fees for changes made to orders that have already departed the facility, resulting in re-delivery or re-consignment.

Fellowes accepts requests for expedited freight at the customer's expense. Please contact our Customer Service Department at 800.833.3746 and provide your preferred carrier account number in which to charge the expedited freight.

Unless an Invoice expressly specifies otherwise, all Goods shall be delivered F.O.B. the shipping platform at the shipping facility, and all shipping and transportation costs from the shipping platform at such facility shall be borne by Customer and all risk of loss, damage or late delivery shall pass to Customer upon loading at the shipping platform at such facility. Seller shall have no responsibility for any failure of or delay in delivery caused by or attributable to war, sabotage, riot, civil disorder, fire, flood, earthquake, explosion, accident, natural or manmade disaster, governmental action, shortage or interruption of supply of materials, supplies, equipment or energy, transportation problem, strike, labor stoppage or slowdown, or other cause beyond the reasonable control of Seller.

(b) For Made-to-Order, Special, and Custom Products

All orders shipped to any destination within the contiguous United States, will be F.O.B. origin, freight prepaid. Except as noted above, title and risk of loss or damage shall pass to Customer upon delivery to carrier. Fellowes shall retain a Purchase Money Security Interest in all such goods until payment is received in full and reserves the right to file and perfect the same. Fellowes will determine the method and agency of transportation to be used.

Exceptions to standard prepaid freight are as follows:

- Customer directed expedites (Air Freight, Team Hauls) will be prepaid by Fellowes and Customer will be billed the difference between standard and expedited freight.
- Truckload deliveries that are requested to deliver on weekends, Holidays or after 12:00 noon EST on Fridays will have an additional charge of \$450 per truck.
- Excessive unloading (in excess of 2 hours) will be billed at \$50 per hour after the initial 4 hour unloading period.
- LTL shipments normally deliver between 8:00 am and 5:00 pm, Monday through Friday. A specific delivery time on your assigned delivery date can be requested for an additional charge of \$150. This charge does not apply to full-truckload shipments. Requests for specific dates/times falling outside standard delivery timeframe for the carrier serving your area constitute Expedites (see Customer-Directed Expedites, above). Expedite charges do apply to full-truckload shipments.
- Lift gate service will have an additional charge of \$85 for an LTL carrier. For lift gate service on a truckload, contact Customer Service.
- Inside delivery service starts at \$50. Call Customer Service for quote.
- Reconsignment cost after shipment starts at \$50. Call Customer Service for quote.
- Special equipment requirements call for a quote.

If delivery is made on Fellowes owned or leased equipment, Customer or its authorized representative is responsible for noting any freight damage or shortage on the freight bill of lading at time of delivery and must notify Fellowes within five (5) days of delivery day of any such damage or shortage. Assistance in a concealed damage claim will be provided by Fellowes only if the product has been immediately unpacked and both the carrier and Fellowes have been promptly notified of resultant damage so the proper inspection can be made.

Damage and Shortage.

Fellowes is not responsible for shipped products when the common carrier is in receipt of the material. Fellowes expects all customers to thoroughly inspect orders on receipt regardless of point of delivery. Clear receipt should not be given on the material until it has been checked for damage in transit. All claims for noted damaged material must be made by the Customer to Fellowes Customer Service. Concealed damage or damage not noted at time of delivery shall be made by the Customer to the common carrier within five (5) days after receipt. Fellowes assumes no liability for such damage. Shortage on ordered products must be reported to Fellowes within five (5) days of product delivery and must be noted on the bill of lading at time of delivery.

Storage.

When shipment is delayed by the Customer, Fellowes reserves the right to place the goods in storage at Customer's risk and cost. Fellowes charges ¼ of 1% of list price per week to cover storage. All terms and conditions of the sale, including but not limited to invoicing and payment, will continue to apply to Customer's confirmed order; except that title shall remain with Fellowes. Fellowes reserves the right to modify payment terms to assure recovery of any additional cost incurred.

Returned Goods.

To receive authorization to return goods, please contact Fellowes' Customer Service Department. All Returned Materials Authorizations expire thirty (30) days from date of issue. Any product returned after thirty (30) days will be refused and returned to sender collect. Electrical components, nonstandard items and fabric-covered goods may not be returned. Replacement products will be billed to you with credit being issued upon return of the product in good condition. All goods returned must be in the original Fellowes packaging. Goods will be inspected for damage upon return. No credit will be issued for goods which are damaged. A return authorization will not be issued for items unless they are Fellowes stock items. If material is authorized for return because of Fellowes error, shipment may be made freight collect. Any other goods that Fellowes authorizes a return will be sent prepaid and a restocking charge of 35% will apply.

Fellowes offers free returns for any accessory product returned in the original Fellowes packaging.

Fellowes does not accept returns of any made to order, special or custom product.

Installation.

Installation and servicing of Fellowes products are normally handled directly by Fellowes-authorized dealers. When this is not possible, assistance is available by calling Fellowes' Customer Service Department. On-site field measurement and installation support is available as a service. The fees are listed below:

Field Installation Assistance: 2 Day On-Site, \$1,200

Field Installation Assistance: 3 Days On-Site, \$1,800

Field Installation Assistance: 4 Days On-site, \$2,400

Field Installation Assistance: 5 Days On-Site, \$3,000

*Days include ½ day travel to and ½ day travel from location. These fees are based on a minimum fourteen (14) business days advanced notification and booking.

*Service requests booked less than fourteen (14) business days in advance may be subject to additional fees due to added travel cost. For more information or to place a request, contact Fellowes Customer Service at 1-800-833-3746.

Product Usage and Compliance.

Customer assumes full responsibility for the application of Fellowes' product to Customer's use and compliance with Fellowes installation and maintenance instructions and reasonable load restrictions. Compliance to local code restrictions regarding fire, electrical, and building codes are the responsibility of the Customer or its authorized agent.

Customer's Own Material or COM.

The Fellowes COM program allows customers to use special materials. By complying with the COM testing procedure in the steps below, Fellowes will be able to identify if your material is appropriate for application to the products you specify. To comply with the COM process, please follow these steps:

1. Select the COM material.
2. Check first with www.fellowes.com/, and consult the COM library to determine if this material has already passed testing for manufacturability on the intended product.
3. If the material is pre-approved in the COM Library, customer must submit a *COM Order Submission Form* (available from Fellowes Customer Service Representative).
4. If the material requested is not in the COM Library, customer must submit a *COM test request* on-line at www.fellowes.com, send a sample of the COM material (see Test Yardage Requirements below) and include a list of Fellowes product numbers designated for the COM application. Material sample should include pattern name, pattern number and color, manufacturer, direction material should be applied, and Control number from the COM Request Form automated e-mail response.
5. Ship COM samples to:
U.S. Mail and UPS/ FedEx Shipment:
Fellowes - Attn: COM Request
13467 Quincy Street
Holland, MI 49424
6. You will be notified within five working days of receiving the material sample by Fellowes, whether your COM has been approved or disapproved for application.

TEST YARDAGE REQUIREMENTS

TrendWall and Volo Tiles	4 yards
Fabric Screens	2 yards
Choices Panels	1½ yards
Capture Tiles, Intrinsic	1 yard
Freestanding, Ped	
Cushions, and Tackboards	
Flipper Doors	⅔ yard

NOTE: Most fabric houses have a yard- age minimum or an upcharge on less than one-yard cuts.

NOTE: All COM applications are priced at Grade 1 or Grade A.

If Customer desires to use its own material in the production of Fellowes' products, it is necessary to obtain the prior written consent of Fellowes. Whether purchased by Customer or by Fellowes on Customer's behalf, material provided by the Customer shall be shipped to Fellowes at Customer's sole expense and risk of loss. Fellowes will hold Customer's own materials for up to one (1) year from the date of receipt and thereafter return or dispose of such material at Customer's sole cost and expense.

Customer hereby holds Fellowes harmless against any and all claims for loss, liability, injury, or damage arising from use of Customer-provided material; and Customer takes full responsibility for performance and quality of Customer-provided material. Customer should also be aware that Customer-provided materials may not qualify for UL Listings and may not meet fire codes. Please discuss specific concerns and special needs with Fellowes Customer Service before to placing your order.

Custom Color.

Fellowes' Custom Color program allows the customer to specify their own color on many of Fellowes' products. See www.fellowes.com for product availability, individual product guidelines and lead times. Set up fees and lead times are product specific and will vary.

To request a Custom Color:

1. Complete a Custom Color Request form (available on www.fellowes.com).
2. Send request form along with two 2"x3" samples to Fellowes Customer Service Color Coordinator.
3. After the receipt of the request, Fellowes will provide customer with one color sample.
4. If approved, Dealer or customer completes custom color form, providing the custom match color number on the back of the sample, signs, and returns by fax or mail to Custom Color Coordinator.

- 5. Samples will be matched under cool white florescent lighting. All orders processed under the Custom Color program will be manufactured within commercially acceptable tolerances.
- 6. If applicable, dealer will be sent an invoice for \$250 color matching fee per customer, per color. See Specials Request form for details.

Limited Warranty; Limitations on Liability.

Fellowes grants a limited warranty to the end-users of its Goods, the terms of which are included with each product. Fellowes warrants to the Customer solely that, subject to the terms, conditions and limitations hereof, the Goods conform to the specifications set forth in the Fellowes catalog and will be transferred to customer free and clear of any and all encumbrances. **FELLOWES MAKES NO OTHER WARRANTIES AND GIVES NO OTHER ASSURANCES OR GUARANTEES, EXPRESS OR IMPLIED, WITH RESPECT TO ANY GOODS, INCLUDING, WITHOUT LIMITATION, ANY WARRANTY OF FITNESS FOR A PARTICULAR PURPOSE.**

FELLOWES' SOLE LIABILITY IN CONNECTION WITH ANY GOODS THAT ARE DEFECTIVE OR DELIVERED LATE SHALL BE LIMITED TO EITHER (i) REFUNDING TO THE CUSTOMER A PERCENTAGE OF THE TOTAL PRICE (EXCLUSIVE OF TAXES, SHIPPING AND OTHER SEPARATE CHARGES) THAT THE CUSTOMER HAS PAID TO FELLOWES FOR ALL GOODS PROVIDED EQUAL TO THE PERCENTAGE OF ALL GOODS PROVIDED THAT ARE DEFECTIVE OR DELIVERED LATE DUE TO THE SOLE FAULT OF FELLOWES AND ITS SUBCONTRACTORS, OR (ii) AT FELLOWES' OPTION, REPLACING FOR THE CUSTOMER, AT NO CHARGE TO THE CUSTOMER, THE GOODS THAT ARE DEFECTIVE OR DELIVERED LATE DUE TO THE SOLE FAULT OF FELLOWES AND ITS SUBCONTRACTORS.

IN NO EVENT SHALL FELLOWES OR ANY OF ITS SUBCONTRACTORS BE LIABLE FOR (i) ANY INCIDENTAL, INDIRECT, EXEMPLARY, SPECIAL OR CONSEQUENTIAL DAMAGES (INCLUDING, BUT NOT LIMITED TO, INTEREST, LOST PROFITS OR INTERRUPTION OF BUSINESS), EVEN IF FELLOWES HAS BEEN ADVISED OF THE POSSIBILITY OF SUCH DAMAGES OR IF SUCH DAMAGES RESULT FROM ANY RECOMMENDATIONS MADE BY FELLOWES, OR (ii) ANY LOSSES, DAMAGES, LIABILITIES, SUITS OR CLAIMS THAT ARE COVERED BY ANY INSURANCE MAINTAINED BY OR ON BEHALF OF THE CUSTOMER OR ARE OTHERWISE RECOVERABLE FROM THIRD PARTIES.

IN ADDITION, THE LIABILITY OF FELLOWES AND ITS SUBCONTRACTORS FOR LOSSES, DAMAGES, LIABILITIES, SUITS AND CLAIMS, REGARDLESS OF THE FORM OF ACTION (WHETHER BASED ON CONTRACT, ON NEGLIGENCE, ON STRICT LIABILITY OR OTHERWISE) AND THE PERSON OR ENTITY BRINGING SUCH ACTION, SHALL NOT EXCEED, IN THE AGGREGATE, THE TOTAL AMOUNT (EXCLUSIVE OF TAXES, SHIPPING, AND OTHER SEPARATE CHARGES) ACTUALLY PAID TO SELLER BY THE CUSTOMER FOR THE GOODS AT ISSUE. ANY ACTION AGAINST SELLER MUST BE BROUGHT WITHIN ONE YEAR OF THE CAUSE OF ACTION FIRST ARISING.

Lifetime Warranty.

Fellowes warrants to the original purchaser that the products described in its price lists, sold after March 1, 2023, will be free from defects in materials and workmanship commencing with the date of initial purchase and continuing for as long as the original owner uses these products. This warranty provides limits on the following products:

	Products	Components
10 Years	Lighting Power Solutions Hana Series Palm Rests/Mouse Pads/ Pencil Drawers	Panel and Wall Textiles
5 Years		Upholstered Cushions PET and Acrylic Screens and Modesties Seating Mesh Plastic Components Paint
Not Covered		Customer's Own Material Custom Requested Logos Special Paint Textures and Finishes

The following exceptions apply to all product lines:

The Fellowes warranty applies to normal Eight hour, Forty hours per week office use.

Damage caused by improper treatment of the product including exposure to unusual environmental conditions (extreme climates, acids, and moisture)

This comprehensive warranty applies to all products installed or reconfigured by a Fellowes authorized installer. Fellowes will repair, or at its sole option, replace defective merchandise, free of charge, which, when used normally and pursuant to Fellowes' published instructions, and applicable planning guide information, prove to be defective within the period stated. This remedy is expressly agreed to be exclusive as a condition of sale. No person is authorized to assume for Fellowes

any warranty liability, except as expressly set forth in this paragraph, or set forth in writing by an authorized officer of the company.

Any and all labor charge backs must be pre-approved by Fellowes' Customer Service Manager in writing. Fellowes will reimburse authorized Fellowes dealers and service centers with a credit against future orders.

This warranty does not apply to damage resulting from accident, alteration, transport, or misuse, as well as damage from normal wear and tear such as dents, nicks, scratches, fading and improper maintenance. Fellowes employs quality measures to ensure color consistency in our products. However, due to the effects of light and other environmental factors, no guarantee can be made for an exact match to product in an existing installation.

Fellowes makes no warranty to purchasers who acquire products for personal, family, or household purposes, or to purchasers acquiring the product other than directly from Fellowes, its authorized dealers, or others who are specifically authorized by Fellowes to sell such products. Fellowes' liability with respect to its products shall not exceed that expressly set forth above irrespective of the theory upon which a claim might be based, including negligence. Under no circumstances shall Fellowes be liable for incidental or consequential damages. Original product label must be attached to the product in question.

The warranty period is not interrupted or prolonged by the performance of a service under the terms of the warranty. There are no other warranties except as expressly set forth above, either express or implied, and Fellowes expressly disclaims any warranty of design, merchantability or fitness for any purpose.

This warranty supersedes all previously printed Fellowes warranties.

Governing Law and Dispute Resolution.

In no case shall the 1980 U.N. Convention on Contracts for the International Sale of Goods apply.

If Seller is Fellowes, Inc. or any other subsidiary or joint venture of Fellowes, Inc. not listed below:

The construction, validity and performance of these Terms and Conditions shall be governed and construed according to the internal laws of the State of Illinois. Seller and Customer agree that any legal action arising out of or relating to this agreement or the transactions contemplated by this agreement shall be brought in either the United States District Court in and for the Eastern Division of the Northern District of Illinois or the Circuit Court in and for Du Page County, Illinois, and consents to personal jurisdiction of such courts over them in any such action. Seller and Customer waive any defense of inconvenient forum to the maintenance of any such action or proceeding so brought and waives any bond, surety, or other security that might be required of either Seller and Customer.

If Seller is Fellowes Canada, Ltd.

The construction, validity and performance of these Terms and Conditions shall be governed and construed according to the internal laws of the Province of Ontario, without giving effect to any choice or conflict of law provision or rule that would cause the application of the laws of any jurisdiction other than the Province of Ontario. Each of the Parties agrees that any legal action arising out of or relating to this Agreement shall be brought in Ontario, Canada, and consents to the personal jurisdiction of such courts over the Parties in any such action. Each of the Parties waives any defense of inconvenient forum to the maintenance of any such action or proceeding so brought and waives any bond, surety, or other security that might be required of any Party hereto.

If Seller is Fellowes Ltd, Fellowes Ibérica S.L., Fellowes GmbH, Fellowes Polska S.A., Fellowes RU Ltd, Beswick Office Products (Pty) Ltd., Fellowes Leonardi S.p.A., or Fellowes France SA:

The construction, validity and performance of these Terms and Conditions shall be governed and construed according to the laws of England and Wales. Seller and Customer agree that any legal action arising out of or relating to this agreement or the transactions contemplated by this agreement shall be brought in England and Wales, and consents to personal jurisdiction of such courts over them in any such action. Any such action shall be conducted in English. Seller and Customer waive any defense of inconvenient forum to the maintenance of any such action or proceeding so brought and waives any bond, surety, or other security that might be required of either Seller and Customer.

If Seller is Fellowes (Australia) Pty. Ltd:

The construction, validity and performance of these Terms and Conditions shall be governed and construed according to the laws of Victoria, Australia. Seller and Customer agree that any legal action arising out of or relating to this agreement or the transactions contemplated by this agreement shall be brought in courts of the State of Victoria, and consents to personal jurisdiction of such courts over them in any such action. Any such action shall be conducted in English. Seller and Customer waive any defense of inconvenient forum to the maintenance of any such action or proceeding so brought and waives any bond, surety, or other security that might be required of either Seller and Customer.

If Seller is Fellowes Office Products Suzhou Co. Ltd, Fellowes Singapore, Fellowes Malaysia, Fellowes Korea Ltd:

The construction, validity and performance of these Terms and Conditions shall be governed and construed according to the internal laws of the State of Illinois. Any controversy or claim arising out of or relating to these Terms and Conditions, or the breach thereof, will be determined by arbitration administered by the International Centre for Dispute Resolution ("ICDR") in accordance with its International Arbitration Rules. A request for interim measures addressed by Seller and Customer to a judicial authority will not be deemed incompatible with the agreement to arbitrate or a waiver of the right to arbitrate. The place of arbitration will be Chicago, Illinois, U.S.A. The number of arbitrators shall be three (3); Seller and Customer will each appoint one (1) arbitrator, and ICDR will appoint a third arbitrator, who will be the presiding arbitrator. The language of the arbitration will be English. The arbitration award made by ICDR will be final and binding upon the parties. The costs of arbitration will be borne by the losing party, unless otherwise determined by the arbitration award.

Notwithstanding the forgoing, if Customer is domiciled in the People's Republic of China or any other jurisdiction that does not enforce the judgments from a court of a jurisdiction designated by the foregoing paragraphs, the paragraph calling for arbitration with the ICDR shall apply.

Relationship of parties.

References herein to "Customer" include the person or entity specifically identified in the Invoice as "Customer" and its divisions, subsidiaries and affiliated companies. The relationship of the Parties hereto is that of vendor and purchaser. Nothing in these Terms and Conditions, and no course of dealing between the Parties, shall be construed to create any other type of relationship. Accordingly, Customer shall not be empowered to bind Fellowes in any way, to incur any liability or otherwise act on behalf of Fellowes.

Severability.

If any clause or portion of these Terms and Conditions shall be held by a court of competent jurisdiction to be illegal, invalid, or unenforceable, the remaining clauses or portions shall remain in full force and effect.

Force majeure.

Fellowes shall not be liable hereunder for any failure or delay in the performance of its obligations under these Terms and Conditions, if such failure or delay is on account of causes beyond its control, including labor disputes, civil commotion, contagion, pandemic, war, fires, floods, inclement weather, governmental regulations or controls, casualty, government authority, strikes, or acts of God, in which event the Fellowes shall be excused from its obligations for the period of the delay and for a reasonable time thereafter. Fellowes shall use reasonable efforts to notify the other Party of the occurrence of such an event within five business days of its occurrence.

Fellowes Customer Service Contacts:***Workspace***

Phone: 800-833-3746

Email: cimesacustomerservice@fellowes.com

Furniture, Modular Walls, and Air Quality Management

Phone: 800-893-8115

Email: ciquincycustomerservice@fellowes.com

Lifetime Warranty

Fellowes warrants to the original purchaser that the products described in its price lists, sold after May 1, 2023, will be free from defects in materials and workmanship commencing with the date of initial purchase and continuing for as long as the original owner uses these products. This warranty provides limits on the following products:

	Products	Components
10 Years	<ul style="list-style-type: none">• Lighting• Power Solutions• Hana Series• Palm Rests/Mouse Pads/ Pencil Drawers	<ul style="list-style-type: none">• Panel and Wall Textiles
5 Years		<ul style="list-style-type: none">• Upholstered Cushions• PET and Acrylic Screens and Modesties• Seating Mesh• Plastic Components• Paint
Not Covered		<ul style="list-style-type: none">• Customer's Own Material• Custom Requested Logos• Special Paint Textures and Finishes

The following exceptions apply to all product lines:

- The Fellowes warranty applies to normal Eight hour, Forty hours per week office use.
- Damage caused by improper treatment of the product including exposure to unusual environmental conditions (extreme climates, acids, and moisture)

This comprehensive warranty applies to all products installed or reconfigured by a Fellowes authorized installer. Fellowes will repair, or at its sole option, replace defective merchandise, free of charge, which, when used normally and pursuant to Fellowes' published instructions, and applicable planning guide information, prove to be defective within the period stated. This remedy is expressly agreed to be exclusive as a condition of sale. No person is authorized to assume for Fellowes any warranty liability, except as expressly set forth in this paragraph, or set forth in writing by an authorized officer of the company.

Any and all labor charge backs must be pre-approved by Fellowes' Customer Service Manager in writing. Fellowes will reimburse authorized Fellowes dealers and service centers with a credit against future orders.

This warranty does not apply to damage resulting from accident, alteration, transport, or misuse, as well as damage from normal

wear and tear such as dents, nicks, scratches, fading and improper maintenance. Fellowes employs quality measures to ensure color consistency in our products. However, due to the effects of light and other environmental factors, no guarantee can be made for an exact match to product in an existing installation.

Fellowes makes no warranty to purchasers who acquire products for personal, family, or household purposes, or to purchasers acquiring the product other than directly from Fellowes, its authorized dealers, or others who are specifically authorized by Fellowes to sell such products. Fellowes' liability with respect to its products shall not exceed that expressly set forth above irrespective of the theory upon which a claim might be based, including negligence. Under no circumstances shall Fellowes be liable for incidental or consequential damages. Original product label must be attached to the product in question.

The warranty period is not interrupted or prolonged by the performance of a service under the terms of the warranty. There are no other warranties except as expressly set forth above, either express or implied, and Fellowes expressly disclaims any warranty of design, merchantability or fitness for any purpose.

This warranty supersedes all previously printed Fellowes warranties.