

# Capture the Details


Capture's generous range of design options and details lets you create solutions to support every user's requirements and work style. Details like Slatwall Work Tools to keep your desktop clear. Smart options like Marker Board Tiles and Top-Mounted, Dual-Side Storage do double duty to make the most of your space. From crisp refined tiles that can be easily installed, to efficient storage options, Capture delivers on all fronts.



Aluminum trim reflects a clean and streamlined aesthetic.



Tiles easily and firmly click into position — no tools required.



Top mounted, dual-sided storage brings efficiency to planning while easily meeting user needs and budget requirements.




Slatwall and Work Tools get clutter off the work surface and give users more choices. Available in Smoke (shown) or Frost.



Power and data location options make it easy to meet the needs of users on the go! Choose from Beltline or Base Raceway routing and access.



Leg options provide a light, open alternative to end panels.



Hanging shelves provide extra storage with a minimalist approach.



Channel-mounted Frameless Glass Screens offer a feeling of privacy without blocking daylight. Screens can span panels for a clean, seamless look. Marker Board Tiles allow vertical surfaces to work harder.



Steel Tile options add greater function for users, while offering exceptional durability.



A Full Lite or Solid Door can have a solid stacker placed on top to reach the max height of 98" inches.



The Double Glass Stackers allow you to create up to 48" of additional height without sacrificing anything.



The Frame End Panel option saves space and money when incorporated into a plan.



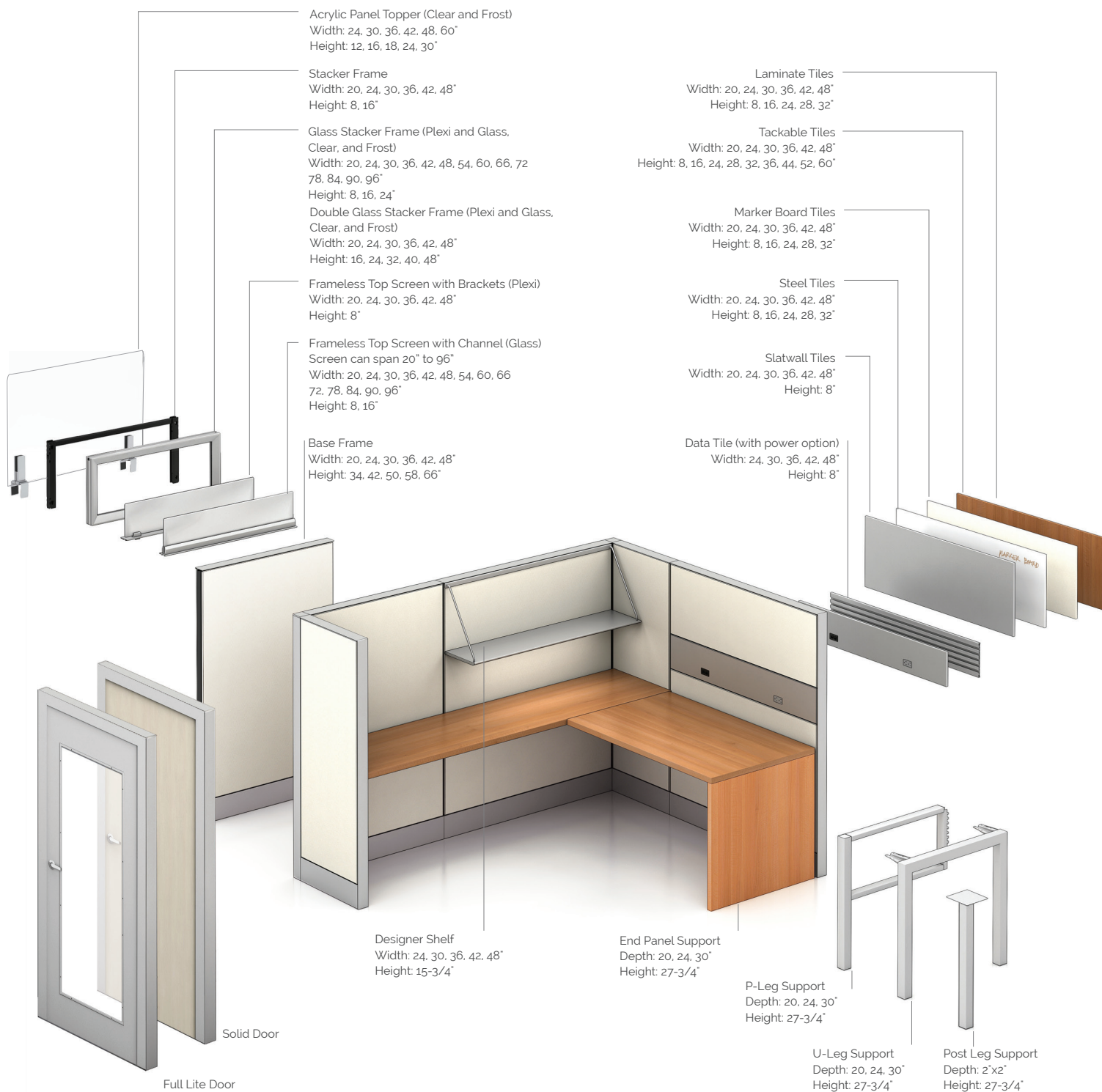
The Bottom Open Tile makes it easy to plug right into the wall, simplifying reconfiguration and eliminating the need for intrusive power poles.



The Freestanding Foot option creates a simple benching like environment with no return panels.



The Elevated Frame option provides a lighter more modern aesthetic and can be used within a complete station or in specified sections.




# Surface Materials

---

Choose from a palette of beautiful woodgrains and versatile neutral solids. Dress it up or keep it simple with one of the five Pull options. Capture offers plenty of ways to express your personal style.

## Trim

---



## Applied Pulls – *For Pack and Laminate Storage.*

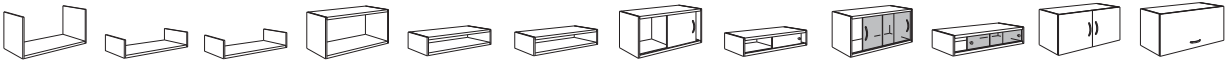
---



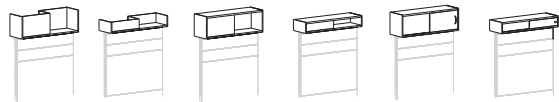
# Filing Storage

---

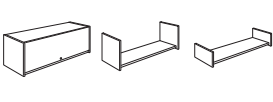
### Laminate Panel Hung Storage



### Laminate Panel-Top Mounted Storage



### Steel Storage



### Designer Shelf



### Under Desk Support Storage



All Pack™ Steel Storage can be specified with Capture.