



# FLEX™ OCCASIONAL TABLE

## PRICE LIST

January 3, 2011

Updated October 3, 2022

800.424.2432

# Contents

Refer to KI Terms & Conditions document or visit [ki.com](https://ki.com).



# Contents

Refer to KI Terms & Conditions document or visit [ki.com](https://ki.com).

<b>Flex™</b>	
General Information	3
Product Color Options	4
Occasional Tables	5



Flex™ (Traditional)

Dimensions	
Overall width	19.5"
Overall depth	23"
Overall height	18"

SPECIFICATIONS

**Complimentary Furniture**  
The following guest chairs offer complimentary furniture that creates continuity and a cohesive look throughout a facility. These complimentary pieces can be found in other sections of the KI price list.

FLEX™ TABLES - LaResta® Day Bed (FSD/FL)

LYRA™ TABLES - Lyra™ Lobby & Lounge Seating

SELA® TABLES - Sela® Lobby & Lounge Seating

FINISH INFORMATION

**Color Match**  
KI offers the additional option of color matching paint, polypropylene, or wood stain through Product Modification Requests. Contact Customer Service for details.

INFORMATION

**Warranty**  
Refer to KI Terms & Conditions document or visit [ki.com](https://www.ki.com)



<b>Wood Finish - Core</b>		Sterling Ash	LAZ
Cherry Storm on Beech	BCX	Tailored Linen	LTL
Cinnamon on Beech	BCN	Titanium evolv	LTV
Cocoa on Beech	BCA	White Nebula	LWL
Eclipse Black on Beech	BEB	White Sand	LWN
Florence Walnut on Beech	BFC	Windsor Mahogany	LWY
Kensington Maple on Maple	MMA		
Monticello Maple on Beech	BMT		
Natural on Beech	BNA		
River Cherry on Beech	BRY		

Kensington Maple requires an upcharge.








<b>Surface Finish - Laminate</b>	
Biltmore Cherry	LBT
Black	LBK
Brighton Walnut	LBW
Canyon Zephyr	LCA
Castle Oak	LCO
Casual Linen	LCU
Cherry Storm	LCX
Classic Linen	LCI
Cloud Zephyr	LCL
Cocobala	LCC
Coffee Bean	LCB
Crisp Linen	LRI
Desert Zephyr	LDZ
Dove Grey	LDG
Fired Steel	LIL
Flax Linen	LXF
Florence Walnut	LFC
Forged Steel	LOL
Frosty White	LFW
Graphite Nebula	LGN
Grey	LGE
High Rise	LHE
Hollyberry	LHY
Irish Linen	LIH
Island	LID
Italian Silver Ash	LIT
Kensington Maple	LKM
Lapis Blue	LLB
Markerboard White	LMK
Misted Zephyr	LMR
Monticello Maple	LMT
Nickel Evolv	LNV
North Sea	LNA
Ocean	LON
Orange Grove	LOE
Pearl Bisque	LPB
Pearl Silver	LPS
Pressed Linen	LPR
River Cherry	LRY
Rugged Linen	LRG
Satin Stainless	LSS
Shadow Zephyr	LSR
Silicon evolv	LSV

Finish Cards

View color swatches for items listed within this document.

- [Paints](#)
- [Plastics/Poly](#)
- [Wood/Veneer](#)
- [Laminates](#)
- [Molded Edges](#)
- [Edge Styles](#)
- [Hard Plastics](#)
- [Glass](#)

Certain options referenced may not be available on GSA Schedule.

				MODEL NUMBER			
				Basic Model	Wood Finish		
	MODEL	Features	D x W			Approx. Packaged Weight	Delivered Pricing
  FLFS	Rectangular End Table - Wood Veneer Top	18" Table Height	23 x 19-1/2"	5502	<input type="checkbox"/> <input type="checkbox"/> <input type="checkbox"/>	40.0#	\$ 1181
  FLFS	Rectangular End Table - Wood Veneer Top	22" Table Height	23 x 19-1/2"	5503	<input type="checkbox"/> <input type="checkbox"/> <input type="checkbox"/>	40.0#	\$ 1215
  FLFS	Square End Table - Wood Veneer Top	22" Table Height	24 x 24"	5511	<input type="checkbox"/> <input type="checkbox"/> <input type="checkbox"/>	40.0#	\$ 1500
  FLFS	Rectangular Coffee Table - Wood Veneer Top	18" Table Height	19-1/2 x 40"	5504	<input type="checkbox"/> <input type="checkbox"/> <input type="checkbox"/>	50.0#	\$ 1579
  FLFS	Round Club Table - Wood Veneer Top	18" Table Height	24" Diameter	5505	<input type="checkbox"/> <input type="checkbox"/> <input type="checkbox"/>	40.0#	\$ 1579
  FLFS	Round Club Table - Wood Veneer Top	22" Table Height	24" Diameter	5506	<input type="checkbox"/> <input type="checkbox"/> <input type="checkbox"/>	45.0#	\$ 1640
  FLFS	Round Coffee Table - Wood Veneer Top	18" Table Height	36" Diameter	5507	<input type="checkbox"/> <input type="checkbox"/> <input type="checkbox"/>	50.0#	\$ 1780
				<b>A</b>	<b>B</b>		

HOW TO ORDER

Indicate the following information on order form:

- Quantity of each item.
- Model number, including options. See "How To Build a Model Number".
- Any special service required.

Note:

- The ☐ indicates that a choice is required.
- The absence of the ☐ indicates that no choice is required.
- Alpha-numeric characters in place of ☐ indicate that no other alternatives are available.

HOW TO BUILD A MODEL NUMBER

- A** Select basic model.
- B** Select wood finish color. Refer to the **Product Color Options** page in this price list. For Kensington Maple add upcharge.

KENSINGTON MAPLE UPCHARGE

Kensington Maple requires extended leadtimes.	
Model	
5502	\$105
5503	\$105
5504	\$136
5505	\$136
5506	\$136
5507	\$174
5510	\$174
5511	\$111
5512	\$70
5513	\$70
5514	\$131
5515	\$111
5516	\$111
5517	\$174
5520	\$111
5521	\$87

INFORMATION

**Construction**  
Wood base of solid hardwood with top of wood veneers and solid wood edge.

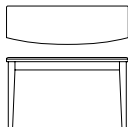
SPECIAL SERVICES

Special Carton Marking

With specially marked information      N/C

**Shipping**  
Ships **assembled, FOB High Point, NC 27263, freight prepaid.** Freight class 175

Specifications and prices are subject to change without prior notice.

				MODEL NUMBER			
				Basic Model	Wood Finish		
MODEL						Approx. Packaged Weight	Delivered Pricing
  FLFS	Bowfront Console Table - Wood Veneer Top	28-3/4" Table Height	15-1/2 x 46-3/4"	5510	<input type="checkbox"/> <input type="checkbox"/> <input type="checkbox"/>	55.0#	\$ 1974
				<b>A</b>	<b>B</b>		

HOW TO ORDER

Indicate the following information on order form:

- Quantity of each item.
- Model number, including options. See “How To Build a Model Number”.
- Any special service required.

Note:

- The ☐ indicates that a choice is required.
- The absence of the ☐ indicates that no choice is required.
- Alpha-numeric characters in place of ☐ indicate that no other alternatives are available.

HOW TO BUILD A MODEL NUMBER

- A** Select basic model.
- B** Select wood finish color. Refer to the **Product Color Options** page in this price list. For Kensington Maple add upcharge.

KENSINGTON MAPLE UPCHARGE

Kensington Maple requires extended leadtimes.	
Model	
5502	\$105
5503	\$105
5504	\$136
5505	\$136
5506	\$136
5507	\$174
5510	\$174
5511	\$111
5512	\$70
5513	\$70
5514	\$131
5515	\$111
5516	\$111
5517	\$174
5520	\$111
5521	\$87

INFORMATION

**Construction**  
Wood base of solid hardwood with top of wood veneers and solid wood edge.








SPECIAL SERVICES

Special Carton Marking

With specially marked information      N/C

**Shipping**  
Ships **assembled, FOB High Point, NC 27263, freight prepaid.** Freight class 175

Specifications and prices are subject to change without prior notice.

				MODEL NUMBER				
				Basic Model	Wood Finish	Laminate Color		
	Rectangular End Table - Laminate Top	18" Table Height	23 x 19-1/2"	5512	<input type="checkbox"/> <input type="checkbox"/> <input type="checkbox"/>	<input type="checkbox"/> <input type="checkbox"/> <input type="checkbox"/>	40.0#	\$ 1170
FLFS								
	Rectangular End Table - Laminate Top	22" Table Height	23 x 19-1/2"	5513	<input type="checkbox"/> <input type="checkbox"/> <input type="checkbox"/>	<input type="checkbox"/> <input type="checkbox"/> <input type="checkbox"/>	40.0#	\$ 1204
FLFS								
	Square End Table - Laminate Top	22" Table Height	24 x 24"	5521	<input type="checkbox"/> <input type="checkbox"/> <input type="checkbox"/>	<input type="checkbox"/> <input type="checkbox"/> <input type="checkbox"/>	40.0#	\$ 1482
FLFS								
	Rectangular Coffee Table - Laminate Top	18" Table Height	19-1/2 x 40"	5514	<input type="checkbox"/> <input type="checkbox"/> <input type="checkbox"/>	<input type="checkbox"/> <input type="checkbox"/> <input type="checkbox"/>	50.0#	\$ 1565
FLFS								
	Round Club Table - Laminate Top	18" Table Height	24" Diameter	5515	<input type="checkbox"/> <input type="checkbox"/> <input type="checkbox"/>	<input type="checkbox"/> <input type="checkbox"/> <input type="checkbox"/>	40.0#	\$ 1565
FLFS								
	Round Club Table - Laminate Top	22" Table Height	24" Diameter	5516	<input type="checkbox"/> <input type="checkbox"/> <input type="checkbox"/>	<input type="checkbox"/> <input type="checkbox"/> <input type="checkbox"/>	45.0#	\$ 1625
FLFS								
	Round Coffee Table - Laminate Top	18" Table Height	36" Diameter	5517	<input type="checkbox"/> <input type="checkbox"/> <input type="checkbox"/>	<input type="checkbox"/> <input type="checkbox"/> <input type="checkbox"/>	50.0#	\$ 1764
FLFS								
				<b>A</b>	<b>B</b>	<b>C</b>		

HOW TO ORDER

Indicate the following information on order form:

- Quantity of each item.
- Model number, including options. See "How To Build a Model Number".
- Any special service required.

Note:

- The ☐ indicates that a choice is required.
- The absence of the ☐ indicates that no choice is required.
- Alpha-numeric characters in place of ☐ indicate that no other alternatives are available.

HOW TO BUILD A MODEL NUMBER

- A**Select basic model.
- B**Select wood finish color.  
Refer to the **Product Color Options** page in this price list.  
For Kensington Maple add upcharge.
- C**Select laminate color.  
Refer to the **Product Color Options** page in this price list.

KENSINGTON MAPLE UPCHARGE

Kensington Maple requires extended leadtimes.	
Model	
5502	\$105
5503	\$105
5504	\$136
5505	\$136
5506	\$136
5507	\$174
5510	\$174
5511	\$111
5512	\$70
5513	\$70
5514	\$131
5515	\$111
5516	\$111
5517	\$174
5520	\$111
5521	\$87

INFORMATION

**Construction**  
Wood base of solid hardwood with top of wood veneers and solid wood edge.


SPECIAL SERVICES

Special Carton Marking

With specially marked information      N/C

**Shipping**  
Ships **assembled, FOB High Point, NC 27263, freight prepaid.** Freight class 175

Specifications and prices are subject to change without prior notice.

			MODEL NUMBER				
			Basic Model	Wood Finish	Laminate Color		
MODEL	Features	D x W				Approx. Packaged Weight	Delivered Pricing
 FLFS	<b>Bowfront Console Table - Laminate Top</b>	28-3/4" Table Height	15-1/2 x 46-3/4"	5520	<input type="checkbox"/> <input type="checkbox"/> <input type="checkbox"/>	<input type="checkbox"/> <input type="checkbox"/> <input type="checkbox"/>	55.0# \$ 1960
			<b>A</b>	<b>B</b>	<b>C</b>		

HOW TO ORDER

Indicate the following information on order form:

- Quantity of each item.
- Model number, including options. See “How To Build a Model Number”.
- Any special service required.

Note:

- The ☐ indicates that a choice is required.
- The absence of the ☐ indicates that no choice is required.
- Alpha-numeric characters in place of ☐ indicate that no other alternatives are available.

HOW TO BUILD A MODEL NUMBER

- A** Select basic model.
- B** Select wood finish color. Refer to the **Product Color Options** page in this price list. For Kensington Maple add upcharge.
- C** Select laminate color. Refer to the **Product Color Options** page in this price list.

KENSINGTON MAPLE UPCHARGE

Kensington Maple requires extended leadtimes.	
Model	
5502	\$105
5503	\$105
5504	\$136
5505	\$136
5506	\$136
5507	\$174
5510	\$174
5511	\$111
5512	\$70
5513	\$70
5514	\$131
5515	\$111
5516	\$111
5517	\$174
5520	\$111
5521	\$87

INFORMATION

**Construction**  
Wood base of solid hardwood with top of wood veneers and solid wood edge.

SPECIAL SERVICES

Special Carton Marking

With specially marked information      N/C

**Shipping**  
Ships **assembled, FOB High Point, NC 27263, freight prepaid.** Freight class 175

Specifications and prices are subject to change without prior notice.



1330 Bellevue Street  
P.O. Box 8100  
Green Bay, WI 54308-8100  
800.424.2432  
ki.com

KI and Furnishing Knowledge are registered  
trademarks of Krueger International, Inc.

© 2020 Krueger International, Inc.  
All Rights Reserved.  
Code KI-PLW-000442/KI/PDF



Furnishing Knowledge®