



FOLDING TABLES

PRICE LIST

January 3, 2011

Updated December 7, 2022

800.424.2432



Heritage™ Folding Tables		
General Information		3
Product Color Options		4
Heritage™ Folding Tables (Freight Excluded)		
		5
Heritage™ Folding Tables (Delivered)		
		6
Emissary® Folding Tables		
General Information		7
Product Color Options		8
Emissary® Folding Tables (Freight Excluded)		
		9
Emissary® Folding Tables (Delivered)		
		10
DuraLite® Lightweight Folding Tables		
General Information		11
Product Color Options		12
DuraLite® Lightweight Folding Tables (Freight Excluded)		
		13
DuraLite® Lightweight Folding Tables (Delivered)		
		14
ValueLite® Folding Tables		
General Information		15
ValueLite® Folding Tables (Freight Excluded)		
		16
ValueLite® Folding Tables (Delivered)		
		17
Folding Table Storage and Accessories		
General Information		18
Product Color Options		19
Folding Table Storage and Accessories (Freight Excluded)		
		20
Folding Table Storage and Accessories (Delivered)		
		22




Heritage Fixed Leg

Features

Solid core top	•
High-pressure laminate top	•
Bullnose edge	•
Round legs	•

General Dimensions

Standard height	29"
Width range	24 - 36"
Length range	60 - 96"
Adjustable height range	



- Solid Core**
- A. High-pressure laminate surface.
 - B. 3/4" thick, high-density, high-strength Particleboard solid core top.
 - C. Standard one-piece, roll-formed, 18-gauge steel apron.
 - D. Extruded vinyl bullnose edge. Bradded at the joint.

SPECIFICATIONS

inch of perimeter evenly distributed over the top.

Table, Legs and Frames

Legs fold in pairs. Constructed of 18-gauge seam-welded tubular steel. Folding linkage, hinges, locks and fastening hardware of die-formed steel. Aprons are roll-formed for solid, one-piece construction, fastened to top with screws.

Enamel Finish

Powder coat finish on legs and frame.

Rectangular Tables, Round Legs

1-1/8" o.d. steel tubing. Powder coat legs have polypropylene feet.

Wishbone Legs

18" wide tables have 1" o.d., steel tubing with knifelock hinge. 16-gauge, 2-1/4" die-formed steel apron.

Table Tops

3/4" thick particleboard core with high-pressure laminate surface. Extruded bullnose edges are "T"-shaped with serrations mechanically locked into table with brads at the joint.

KI tables can hold a maximum of 1.5 lbs for each

INFORMATION

Warranty

Refer to KI Terms & Conditions document or visit ki.com



Surface Finish--Laminate

Biltmore Cherry	LBT
Brighton Walnut	LBW
Castle Oak	LCO
Graphite Nebula	LGN
Kensington Maple	LKM
North Sea	LNA
White Nebula	LWL

Edge Color

Black	EBL
Blue Grey	EGR
Brown	EBR
Sand	ESA
Warm Grey	EWG

Frame Color

Beige	BE
Black	BL
Blue Grey	GR
Brown	BR
Sand	SA
Warm Grey	WG

Note: Apron color will be Brown (BR) on Beige and Brown frame colors. Apron color will be Black (BL) on all other frame colors.

Finish Cards

View color swatches for items listed within this document.

Paints

Plastics/Poly

Wood/Veneer

Laminates

Molded Edges

Edge Styles

Hard Plastics


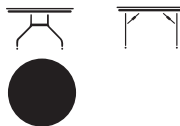
Glass

Certain options referenced may not be available on GSA Schedule.

Heritage™ Folding Tables (Freight Excluded)



Heritage™ Folding Tables (Freight Excluded)

		MODEL NUMBER					
		Basic Model	Laminate Color	Edge Color	Leg Color		
 HRT	MODEL	SIZE				Approx. Packaged Weight	Freight Excluded Pricing
	Fixed Height Folding Table - Solid Core Top <ul style="list-style-type: none">• High-pressure textured plastic laminate surface with bullnose edge• Apron color based on the leg color selected, brown goes with brown and beige legs, all others will get black• Legs equipped with safety lock• Legs fold flat within frame for storage• Polypropylene feet	24 x 72"	TH6	<input type="checkbox"/> <input type="checkbox"/> <input type="checkbox"/>	<input type="checkbox"/> <input type="checkbox"/> <input type="checkbox"/>	59.0#	\$ 397
		24 x 96"	TH8	<input type="checkbox"/> <input type="checkbox"/> <input type="checkbox"/>	<input type="checkbox"/> <input type="checkbox"/> <input type="checkbox"/>	76.0#	419
		30 x 60"	NH5	<input type="checkbox"/> <input type="checkbox"/> <input type="checkbox"/>	<input type="checkbox"/> <input type="checkbox"/> <input type="checkbox"/>	63.0#	377
		30 x 72"	NH6	<input type="checkbox"/> <input type="checkbox"/> <input type="checkbox"/>	<input type="checkbox"/> <input type="checkbox"/> <input type="checkbox"/>	69.0#	388
		30 x 96"	NH8	<input type="checkbox"/> <input type="checkbox"/> <input type="checkbox"/>	<input type="checkbox"/> <input type="checkbox"/> <input type="checkbox"/>	91.0#	419
		36 x 72"	WH6	<input type="checkbox"/> <input type="checkbox"/> <input type="checkbox"/>	<input type="checkbox"/> <input type="checkbox"/> <input type="checkbox"/>	77.0#	436
		36 x 96"	WH8	<input type="checkbox"/> <input type="checkbox"/> <input type="checkbox"/>	<input type="checkbox"/> <input type="checkbox"/> <input type="checkbox"/>	105.0#	469
 HRT	Round Folding Table - Solid Core Top <ul style="list-style-type: none">• Top made of a single piece of 5/8" thick particleboard• High-pressure laminate surface and backer with bullnose edge• Apron color based on the leg color selected, brown goes with brown and beige legs, all others will get black• Legs equipped with two-piece lock• Polyalloner feet	60" Diameter	RH5	<input type="checkbox"/> <input type="checkbox"/> <input type="checkbox"/>	<input type="checkbox"/> <input type="checkbox"/> <input type="checkbox"/>	102.0#	\$ 618
			A	B	C	D	

HOW TO ORDER

Indicate the following information on order form:

1. Quantity of each item.
2. Model number, including options. See "How To Build a Model Number".
3. Any special service required.

Note:

- The ☐ indicates that a choice is required.
- The absence of the ☐ indicates that no choice is required.
- Alpha-numeric characters in place of ☐ indicate that no other alternatives are available.

HOW TO BUILD A MODEL NUMBER

- A**Select basic model.
- B**Select laminate color.
Refer to the **Product Color Options** page in this price list.
- C**Select edge color.
Refer to the **Product Color Options** page in this price list.
Edge color offerings are based on edge style selections.
- D**Select leg color.
Refer to the **Product Color Options** page in this price list.

SPECIAL SERVICES

Special Carton Marking

With specially marked information N/C


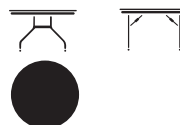
Shipping
Ships **assembled, FOB Bonduel, WI 54107, freight prepaid.** Freight class 85.

Specifications and prices are subject to change without prior notice.

Heritage™ Folding Tables (Delivered)



Heritage™ Folding Tables (Delivered)

			MODEL NUMBER						
			Basic Model	Laminate Color	Edge Color	Leg Color			
MODEL			SIZE					Approx. Packaged Weight	Delivered Pricing
 HRT	Fixed Height Folding Table - Solid Core Top <ul style="list-style-type: none">• High-pressure textured plastic laminate surface with bullnose edge• Apron color based on the leg color selected, brown goes with brown and beige legs, all others will get black• Legs equipped with safety lock• Legs fold flat within frame for storage• Polypropylene feet	24 x 72"	TH6	<input type="checkbox"/> <input type="checkbox"/> <input type="checkbox"/>	<input type="checkbox"/> <input type="checkbox"/> <input type="checkbox"/>	<input type="checkbox"/> <input type="checkbox"/>	59.0#	\$ 467	
		24 x 96"	TH8	<input type="checkbox"/> <input type="checkbox"/> <input type="checkbox"/>	<input type="checkbox"/> <input type="checkbox"/> <input type="checkbox"/>	<input type="checkbox"/> <input type="checkbox"/>	76.0#	493	
		30 x 60"	NH5	<input type="checkbox"/> <input type="checkbox"/> <input type="checkbox"/>	<input type="checkbox"/> <input type="checkbox"/> <input type="checkbox"/>	<input type="checkbox"/> <input type="checkbox"/>	63.0#	445	
		30 x 72"	NH6	<input type="checkbox"/> <input type="checkbox"/> <input type="checkbox"/>	<input type="checkbox"/> <input type="checkbox"/> <input type="checkbox"/>	<input type="checkbox"/> <input type="checkbox"/>	69.0#	456	
		30 x 96"	NH8	<input type="checkbox"/> <input type="checkbox"/> <input type="checkbox"/>	<input type="checkbox"/> <input type="checkbox"/> <input type="checkbox"/>	<input type="checkbox"/> <input type="checkbox"/>	91.0#	501	
		36 x 72"	WH6	<input type="checkbox"/> <input type="checkbox"/> <input type="checkbox"/>	<input type="checkbox"/> <input type="checkbox"/> <input type="checkbox"/>	<input type="checkbox"/> <input type="checkbox"/>	77.0#	518	
		36 x 96"	WH8	<input type="checkbox"/> <input type="checkbox"/> <input type="checkbox"/>	<input type="checkbox"/> <input type="checkbox"/> <input type="checkbox"/>	<input type="checkbox"/> <input type="checkbox"/>	105.0#	555	
 HRT	Round Folding Table - Solid Core Top <ul style="list-style-type: none">• Top made of a single piece of 5/8" thick particleboard• High-pressure laminate surface and backer with bullnose edge• Apron color based on the leg color selected, brown goes with brown and beige legs, all others will get black• Legs equipped with two-piece lock• Polyalloner feet	60" Diameter	RH5	<input type="checkbox"/> <input type="checkbox"/> <input type="checkbox"/>	<input type="checkbox"/> <input type="checkbox"/> <input type="checkbox"/>	<input type="checkbox"/> <input type="checkbox"/>	102.0#	\$ 728	
			A	B	C	D			

HOW TO ORDER

Indicate the following information on order form:

1. Quantity of each item.
2. Model number, including options. See "How To Build a Model Number".
3. Any special service required.

Note:

- The ☐ indicates that a choice is required.
- The absence of the ☐ indicates that no choice is required.
- Alpha-numeric characters in place of ☐ indicate that no other alternatives are available.

HOW TO BUILD A MODEL NUMBER

- A** Select basic model.
- B** Select laminate color.
Refer to the **Product Color Options** page in this price list.
- C** Select edge color.
Refer to the **Product Color Options** page in this price list.
Edge color offerings are based on edge style selections.
- D** Select leg color.
Refer to the **Product Color Options** page in this price list.

SPECIAL SERVICES

Special Carton Marking

With specially marked information N/C

Shipping
Ships **assembled, FOB Bonduel, WI 54107, freight prepaid.** Freight class 85.

Specifications and prices are subject to change without prior notice.



Emissary® (Heritage) Folding Table

Features	
Solid core top	•
Lightweight core	
High-pressure laminate top	•
Bullnose edge	•
General Dimensions	
Standard height	29"
Width range	18 & 24"
Length range	60 - 96"
Adjustable height range	

SPECIFICATIONS

KI tables can hold a maximum of 1.5 lbs for each inch of perimeter evenly distributed over the top.

Table, Legs and Frames

Legs fold in pairs. Constructed of 18-gauge seam-welded tubular steel. Folding linkage, hinges, locks and fastening hardware of die-formed steel. Aprons are roll-formed for solid, 1-piece construction, fastened to top with screws.

Legs

1-1/8" O.D. steel tubing. Powder-coated legs with steel self-leveling glides.

Aprons

16-gauge, 2-1/4" die-formed steel. Powder-coated.

Table Tops

Solid Core (Heritage) Style 3/4" thick particleboard core with .030" high-pressure laminate surface and .030" backing sheet. Extruded bullnose edges are "T" shaped with serrations mechanically locked into table with brads.

INFORMATION

Warranty

Refer to KI Terms & Conditions document or visit ki.com



Surface Finish--Laminate	
Biltmore Cherry	LBT
Brighton Walnut	LBW
Castle Oak	LCO
Graphite Nebula	LGN
Kensington Maple	LKM
North Sea	LNA
White Nebula	LWL

Edge Color	
Black	EBL
Brown	EBR
Blue Grey	EGR
Sand	ESA
Warm Grey	EWG

Frame Color	
Beige	BE
Black	BL
Brown	BR
Blue Grey	GR
Sand	SA
Warm Grey	WG

Note: Apron color will be Brown (BR) on Beige and Brown frame colors. Apron color will be Black (BL) on all other frame colors.

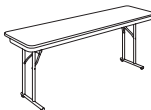
Finish Cards

View color swatches for items listed within this document.

- Paints
- Plastics/Poly
- Wood/Veneer
- Laminates
- Molded Edges
- Edge Styles
- Hard Plastics
- Glass

Certain options referenced may not be available on GSA Schedule.



			MODEL NUMBER						
			Basic Model	Laminate Color	Edge Color	Leg Color	Glide Option	Approx. Packaged Weight	Freight Excluded Pricing
MODEL	SIZE								
 SEM	Heritage™ Folding Table <ul style="list-style-type: none">• Solid core tops provide great durability• High-pressure plastic laminate surface with bullnose edge• Apron color based on the leg color selected, brown goes with brown and beige legs, all others will get black• Legs equipped with safety lock• Legs fold flat within frame for storage• Steel self-leveling glides	18 x 60"	SEMH/1860	<input type="checkbox"/> <input type="checkbox"/> <input type="checkbox"/>	<input type="checkbox"/> <input type="checkbox"/> <input type="checkbox"/>	<input type="checkbox"/> <input type="checkbox"/>	SG	40.3#	\$ 401
		18 x 72"	SEMH/1872	<input type="checkbox"/> <input type="checkbox"/> <input type="checkbox"/>	<input type="checkbox"/> <input type="checkbox"/> <input type="checkbox"/>	<input type="checkbox"/> <input type="checkbox"/>	SG	47.8#	419
		18 x 96"	SEMH/1896	<input type="checkbox"/> <input type="checkbox"/> <input type="checkbox"/>	<input type="checkbox"/> <input type="checkbox"/> <input type="checkbox"/>	<input type="checkbox"/> <input type="checkbox"/>	SG	59.8#	448
		24 x 60"	SEMH/2460	<input type="checkbox"/> <input type="checkbox"/> <input type="checkbox"/>	<input type="checkbox"/> <input type="checkbox"/> <input type="checkbox"/>	<input type="checkbox"/> <input type="checkbox"/>	SG	49.6#	443
		24 x 72"	SEMH/2472	<input type="checkbox"/> <input type="checkbox"/> <input type="checkbox"/>	<input type="checkbox"/> <input type="checkbox"/> <input type="checkbox"/>	<input type="checkbox"/> <input type="checkbox"/>	SG	60.3#	457
		24 x 96"	SEMH/2496	<input type="checkbox"/> <input type="checkbox"/> <input type="checkbox"/>	<input type="checkbox"/> <input type="checkbox"/> <input type="checkbox"/>	<input type="checkbox"/> <input type="checkbox"/>	SG	75.8#	479
			A	B	C	D	E		

HOW TO ORDER

Indicate the following information on order form:

1. Quantity of each item.
2. Model number, including options. See “How To Build a Model Number”.
3. Any special service required.

Note:

- The ☐ indicates that a choice is required.
- The absence of the ☐ indicates that no choice is required.
- Alpha-numeric characters in place of ☐ indicate that no other alternatives are available.

HOW TO BUILD A MODEL NUMBER

- A**Select basic model.
- B**Select laminate color.
Refer to the **Product Color Options** page in this price list.
- C**Select edge color.
Refer to the **Product Color Options** page in this price list.
Edge color offerings are based on edge style selections.
- D**Select leg color.
Refer to the **Product Color Options** page in this price list.
- E**Select base option.
SG - Steel glides

SPECIAL SERVICES

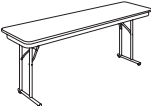
Special Carton Marking

With specially marked information N/C

Shipping
Ships **assembled, FOB Bonduel, WI 54107, freight prepaid.** Freight class 85.

Specifications and prices are subject to change without prior notice.



			MODEL NUMBER						
			Basic Model	Laminate Color	Edge Color	Leg Color	Glide Option	Approx. Packaged Weight	Delivered Pricing
 SEM	Heritage™ Folding Table <ul style="list-style-type: none">• Solid core tops provide great durability• High-pressure plastic laminate surface with bullnose edge• Apron color based on the leg color selected, brown goes with brown and beige legs, all others will get black• Legs equipped with safety lock• Legs fold flat within frame for storage• Steel self-leveling glides	18 x 60"	SEMH/1860	<input type="checkbox"/> <input type="checkbox"/> <input type="checkbox"/>	<input type="checkbox"/> <input type="checkbox"/> <input type="checkbox"/>	<input type="checkbox"/> <input type="checkbox"/>	SG	40.3#	\$ 480
		18 x 72"	SEMH/1872	<input type="checkbox"/> <input type="checkbox"/> <input type="checkbox"/>	<input type="checkbox"/> <input type="checkbox"/> <input type="checkbox"/>	<input type="checkbox"/> <input type="checkbox"/>	SG	47.8#	498
		18 x 96"	SEMH/1896	<input type="checkbox"/> <input type="checkbox"/> <input type="checkbox"/>	<input type="checkbox"/> <input type="checkbox"/> <input type="checkbox"/>	<input type="checkbox"/> <input type="checkbox"/>	SG	59.8#	519
		24 x 60"	SEMH/2460	<input type="checkbox"/> <input type="checkbox"/> <input type="checkbox"/>	<input type="checkbox"/> <input type="checkbox"/> <input type="checkbox"/>	<input type="checkbox"/> <input type="checkbox"/>	SG	49.6#	514
		24 x 72"	SEMH/2472	<input type="checkbox"/> <input type="checkbox"/> <input type="checkbox"/>	<input type="checkbox"/> <input type="checkbox"/> <input type="checkbox"/>	<input type="checkbox"/> <input type="checkbox"/>	SG	60.3#	534
		24 x 96"	SEMH/2496	<input type="checkbox"/> <input type="checkbox"/> <input type="checkbox"/>	<input type="checkbox"/> <input type="checkbox"/> <input type="checkbox"/>	<input type="checkbox"/> <input type="checkbox"/>	SG	75.8#	557
			A	B	C	D	E		

HOW TO ORDER

Indicate the following information on order form:

- Quantity of each item.
- Model number, including options. See “How To Build a Model Number”.
- Any special service required.

Note:

- The ☐ indicates that a choice is required.
- The absence of the ☐ indicates that no choice is required.
- Alpha-numeric characters in place of ☐ indicate that no other alternatives are available.

HOW TO BUILD A MODEL NUMBER

- A**Select basic model.
- B**Select laminate color.
Refer to the **Product Color Options** page in this price list.
- C**Select edge color.
Refer to the **Product Color Options** page in this price list.
Edge color offerings are based on edge style selections.
- D**Select leg color.
Refer to the **Product Color Options** page in this price list.
- E**Select base option.
SG - Steel glides

SPECIAL SERVICES

Special Carton Marking

With specially marked information N/C

Shipping
Ships **assembled, FOB Bonduel, WI 54107, freight prepaid.** Freight class 85.

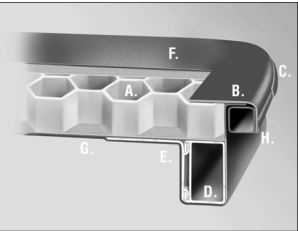
Specifications and prices are subject to change without prior notice.



Rectangular Top

Round Top

Features		
Honeycomb cellular core	•	•
High-impact ABS surface	•	•
Corner protection covers	•	•
Aluminum framework	•	•
Adjustable legs		
General Dimensions		
Height range	29"	29"
Width range	30"	60 - 72"
Length range	60 - 96"	60 - 72"



- Honeycomb Core**
- A. Honeycomb core
 - B. Sonically welded edges
 - C. Molded corner covers
 - D. Aluminum beam structure
 - E. Aluminum leg plate attached to aluminum beam
 - F. .080" thick co-extruded ABS top shell
 - G. .095" thick co-extruded ABS bottom shell
 - H. Edge extrusion

SPECIFICATIONS

Table Top
The top is composed of a .080" thick, high impact Lustran 752 ABS top shell, internal core, internal framework and .095" thick high impact Lustran 752 ABS bottom shell, chemically bonded together. Edges of top and bottom shell are ultra-sonically welded together to form a fully enclosed unit that cannot separate and is impervious to moisture seepage. Top thickness is 2-3/8". The 3/4" thick table edge accepts standard industry skirt clips and is protected by a polypropylene edge bumper which allows for rigorous use and ensures a smooth, snag-free edge.

ABS top and bottom shells are supplied in a "flat-line haircell" texture which provides the optimal combination of concealment to scratches.

The undersurface is clean and smooth for better appearance and discourages collection of gum or other undesirable materials.

Four black rubber stacking bumpers are attached

to the underside of each table top to protect table surfaces when stacked, and to keep loads from shifting on table caddies.

KI tables can hold a maximum of 1.5 lbs for each inch of perimeter evenly distributed over the top.

Internal Framework
Extruded aluminum channels create a framework around the entire perimeter of the top and are joined at the corners with a molded, high-impact polycarbonate corner reinforcing bracket. Unique aluminum leg attachment brackets attach directly to the aluminum side channels, creating superior strength.

Internal Core
3/4" thick honeycomb cellular core is chemically bonded under pressure to the top and bottom shells creating excellent rigidity and strength with minimum added weight.

Corner Protection Covers
Rectangular table corners are protected by an exclusive high-impact polycarbonate corner cover.

These are field-replaceable to allow table corners to be "freshened up" in case of damage from misuse or abuse.

Table Legs
Fixed height legs are constructed of 18-gauge, 1-1/8" o.d., seam-welded tubular steel with a non-marring polyethylene glide. Folding linkage, hinges, locks and fastening hardware are of heavy-duty die-formed steel. The leg lock is a gravity operated C-shape designed to prevent binding in the leg mechanism during the folding process. Leg uprights are attached to the inverse-U shaped lower section by "fish-mouthing" the uprights to match the curvature of the lower section tubing and are securely welded together. Metal-to-metal leg attachment to table top ensures durability and allows for sure and easy leg replacement, if necessary. Legs and mechanisms are furnished in a

high quality black electrostatically applied and baked on enamel finish.

INFORMATION

Warranty
Refer to KI Terms & Conditions document or visit ki.com



Top Color - ABS Hard Plastic

Blue Grey	TGR
Sand	TSA
Walnut	TWA

Walnut available on rectangular only.

Frame Color

Black	BL
-------	----

Finish Cards

View color swatches for items listed within this document.

Paints

Plastics/Poly

Wood/Veneer

Laminates

Molded Edges

Edge Styles

Hard Plastics



Glass

Certain options referenced may not be available on GSA Schedule.

DuraLite® Lightweight Folding Tables (Freight Excluded)



DuraLite® Lightweight Folding Tables (Freight Excluded)

		MODEL NUMBER				
		Basic Model	Top Color	Frame Color		
MODEL	SIZE				Approx. Packaged Weight	Freight Excluded Pricing
 DLT	Rectangular Tables, Fixed Height • Temp rating for the top is 180 degree F	30 x 60"	DL3060	<input type="checkbox"/> <input type="checkbox"/> <input type="checkbox"/>	BL	41.0# \$ 404
		30 x 72"	DL3072	<input type="checkbox"/> <input type="checkbox"/> <input type="checkbox"/>	BL	43.0# 436
		30 x 96"	DL3096	<input type="checkbox"/> <input type="checkbox"/> <input type="checkbox"/>	BL	52.0# 598
 DLT	Round Tables, Fixed Height • Temp rating for the top is 180 degree F	60" Diameter	DLR60	<input type="checkbox"/> <input type="checkbox"/> <input type="checkbox"/>	BL	58.0# \$ 748
		72" Diameter	DLR72	<input type="checkbox"/> <input type="checkbox"/> <input type="checkbox"/>	BL	71.0# 973
		A	B	C		

HOW TO ORDER

Indicate the following information on order form:

- Quantity of each item.
- Model number, including options. See "How To Build a Model Number".
- Any special service required.

Note:

- The ☐ indicates that a choice is required.
- The absence of the ☐ indicates that no choice is required.
- Alpha-numeric characters in place of ☐ indicate that no other alternatives are available.

HOW TO BUILD A MODEL NUMBER

- A** Select basic model.
- B** Select top color.
Includes top and bottom shell and edge band.
Refer to the **Product Color Options** page in this price list.
- C** Select frame color.
BL - Black
Refer to the **Product Color Options** page in this price list.

SPECIAL SERVICES

Special Carton Marking

With specially marked information N/C

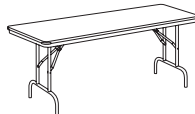

Shipping
Ships **assembled, FOB Bonduel, WI 54107, freight excluded.** Freight class 85.

Specifications and prices are subject to change without prior notice.

DuraLite® Lightweight Folding Tables (Delivered)



DuraLite® Lightweight Folding Tables (Delivered)

		MODEL NUMBER				
		Basic Model	Top Color	Frame Color		
MODEL	SIZE				Approx. Packaged Weight	Delivered Pricing
 DLT	Rectangular Tables, Fixed Height • Temp rating for the top is 180 degree F	30 x 60"	DL3060	<input type="checkbox"/> <input type="checkbox"/> <input type="checkbox"/>	BL	41.0# \$ 545
		30 x 72"	DL3072	<input type="checkbox"/> <input type="checkbox"/> <input type="checkbox"/>	BL	43.0# 610
		30 x 96"	DL3096	<input type="checkbox"/> <input type="checkbox"/> <input type="checkbox"/>	BL	52.0# 735
 DLT	Round Tables, Fixed Height • Temp rating for the top is 180 degree F	60" Diameter	DLR60	<input type="checkbox"/> <input type="checkbox"/> <input type="checkbox"/>	BL	58.0# \$ 870
		72" Diameter	DLR72	<input type="checkbox"/> <input type="checkbox"/> <input type="checkbox"/>	BL	71.0# 1123
		A	B	C		

HOW TO ORDER

Indicate the following information on order form:

- Quantity of each item.
- Model number, including options. See "How To Build a Model Number".
- Any special service required.

Note:

- The ☐ indicates that a choice is required.
- The absence of the ☐ indicates that no choice is required.
- Alpha-numeric characters in place of ☐ indicate that no other alternatives are available.

HOW TO BUILD A MODEL NUMBER

- A** Select basic model.
- B** Select top color.
Includes top and bottom shell and edge band.
Refer to the **Product Color Options** page in this price list.
- C** Select frame color.
BL - Black
Refer to the **Product Color Options** page in this price list.

SPECIAL SERVICES

Special Carton Marking

With specially marked information N/C

Shipping
Ships **assembled, FOB Bonduel, WI 54107, freight prepaid.** Freight class 85.

Specifications and prices are subject to change without prior notice.



ValueLite® Rectangle Top



ValueLite® Round Top

Features

Blow molded top	•	•
Folding frames	•	•
Steel framework	•	•
Round legs	•	•

General Dimensions

Height	29"	29"
Width range	30"	48, 60, 71"
Length range	60 - 96"	48, 60, 71"
Stack height	2-1/8" - 2-1/4"	3-5/8"

SPECIFICATIONS

Table Top

The top is composed of high density polyethylene. The blow molded top is seamless, eliminating the possibility of separation. Added UV inhibitors prevent fading and maintain appearance. The polyethelyne tops are resistant to stains and easy to clean.

KI tables can hold a maximum of 1.5 lbs for each inch of perimeter evenly distributed over the top.

Rectangle Table Legs

Fixed height legs are constructed of 19 ga. 1-1/8" tubing O.D., seam-welded tubular steel with non-marring feet. Folding linkage, hinges, locks and fastening hardware are of heavy-duty die-formed steel. The gravity operated chain link leg lock puts 200% more material at the point of stress. Leg brace below the bend is stronger than common u-shaped legs.

Round Table Legs

Fixed height legs are constructed of 19 ga. 1-1/4"

tubing O.D., seam-welded tubular steel with non-marring feet with snap lock legs.



Legs and mechanisms are furnished in a high quality, black hammertone powder coat finish.

INFORMATION

Warranty

Refer to KI Terms & Conditions document or visit ki.com



			MODEL NUMBER			
			Basic Model	Approx. Packaged Weight	Freight Excluded Pricing	
 HRDPT	MODEL	SIZE				
	Rectangle Tables	30 x 60"	VL.3060.BL.WH	30.0#	\$	189
	<ul style="list-style-type: none">• For indoor and outdoor use• White (WH) top constructed of lightweight blow molded high density polyethylene plastic with added UV inhibitors• Black (BL) hammertone powder coat finish frame and legs• Seam-welded tubular steel legs fold within the frame• Safety lock• Polypropylene feet	30 x 72"	VL.3072.BL.WH	35.0#		215
		30 x 96"	VL.3096.BL.WH	48.0#		288
 HRDPT	Round Tables	48" Diameter	VL.48R.BL.WH	34.0#	\$	261
	<ul style="list-style-type: none">• For indoor and outdoor use• White (WH) top constructed of lightweight blow molded high density polyethylene plastic with added UV inhibitors• Black (BL) hammertone powder coat finish frame and legs• Seam-welded tubular steel legs fold within the frame• Snap lock legs• Polypropylene feet• Storage caddy KTR9 holds - 12 ea• Top thickness is 1-7/8"	60" Diameter	VL.60R.BL.WH	53.0#		406
		71" Diameter	VL.71R.BL.WH	73.0#		564

A

HOW TO ORDER

Indicate the following information on order form:

1. Quantity of each item.
2. Model number, including options. See "How To Build a Model Number".
3. Any special service required.

Note:

- The ☐ indicates that a choice is required.
- The absence of the ☐ indicates that no choice is required.
- Alpha-numeric characters in place of ☐ indicate that no other alternatives are available.

HOW TO BUILD A MODEL NUMBER

A Select basic model.

SPECIAL SERVICES



Special Carton Marking

With specially marked information N/C

Shipping
Ships **assembled, FOB Bonduel, WI 54107, freight excluded.** Freight class 70.

Specifications and prices are subject to change without prior notice.



			MODEL NUMBER			
			Basic Model	Approx. Packaged Weight	Delivered Pricing	
 HRDPT	Rectangle Tables <ul style="list-style-type: none">• For indoor and outdoor use• White (WH) top constructed of lightweight blow molded high density polyethylene plastic with added UV inhibitors• Black (BL) hammertone powder coat finish frame and legs• Seam-welded tubular steel legs fold within the frame• Safety lock• Polypropylene feet	30 x 60"	VL.3060.BL.WH	30.0#	\$	305
		30 x 72"	VL.3072.BL.WH	35.0#		335
		30 x 96"	VL.3096.BL.WH	48.0#		430
 HRDPT	Round Tables <ul style="list-style-type: none">• For indoor and outdoor use• White (WH) top constructed of lightweight blow molded high density polyethylene plastic with added UV inhibitors• Black (BL) hammertone powder coat finish frame and legs• Seam-welded tubular steel legs fold within the frame• Snap lock legs• Polypropylene feet• Storage caddy KTR9 holds - 12 ea• Top thickness is 1-7/8"	48" Diameter	VL.48R.BL.WH	34.0#	\$	390
		60" Diameter	VL.60R.BL.WH	53.0#		545
		71" Diameter	VL.71R.BL.WH	73.0#		722

A

HOW TO ORDER

Indicate the following information on order form:

1. Quantity of each item.
2. Model number, including options. See "How To Build a Model Number".
3. Any special service required.

Note:

- The ☐ indicates that a choice is required.
- The absence of the ☐ indicates that no choice is required.
- Alpha-numeric characters in place of ☐ indicate that no other alternatives are available.

HOW TO BUILD A MODEL NUMBER

A Select basic model.

SPECIAL SERVICES

Special Carton Marking

With specially marked information N/C

Shipping

Ships **assembled, FOB Bonduel, WI 54107, freight prepaid.** Freight class 70.

Specifications and prices are subject to change without prior notice.

Folding Table Storage and Accessories

General Information



Folding Table Storage and Accessories

General Information



Vertical Storage Caddy (KTV68)

Horizontal Storage Caddy (KTH6)

Features		
Rectangular or square table storage	•	•
Standard black enamel finish	•	•
Stackable for storage	•	•
Capacity	9 (8 for Emissary®)	10 (7 for Emissary®)
General Dimensions		
Length	77-3/4"	77-3/4"
Width	26-3/8"	26-3/8"
Height from floor	28-1/8"	32"
Casters	4"	4"



Horizontal Storage Caddy (KTH8)

Vertical Storage Caddy (KTR9)

Features		
Rectangular or square table storage	•	•
Standard black enamel finish	•	•
Stackable for storage	•	•
Capacity	10 (7 for Emissary®)	8 (10 for Duralite®)
General Dimensions		
Length	99-3/4"	63"
Width	26-3/8"	32-7/8"
Height from floor	32"	44-3/4"
Casters	4"	5"

SPECIFICATIONS

KTV and KTH Table Caddy Frames

Uni-welded construction with all components welded into an integral unit. 16-gauge, 1-1/2" x 4-1/2" angle steel side members with 2-1/4" x 7" channel steel cross members. 18-gauge, 1-1/8" o.d. tubular removable endposts and sideposts.

KTR9 Table Caddy Frame

14-gauge, 1" x 2" seam-welded tubular steel frame welded into an integral unit. Tubular steel table supports of 1-1/8" o.d., 18-gauge seam-welded tubular steel; removable.

Table Caddy Wheels

Black phenolic wheels with roller bearings; 2 fixed and 2 swivel. KTV and KTH have 4" wheels; KTR9 has 5" wheels. (Not recommended for wood floors.)

Enamel

Nonchipping enamel is electostatically applied, then baked; alkyd urea formula.

INFORMATION

Warranty

Refer to KI Terms & Conditions document or visit ki.com



Enamel Color

Black	BL
-------	----

Frame Color

Beige	BE
Black	BL
Brown	BR
Blue Grey	GR
Sand	SA
Warm Grey	WG

Folding Tables Replacement Feet

Beige	BE
Black	BL

Finish Cards

View color swatches for items listed within this document.

Paints

Wood/Veneer

Molded Edges

Hard Plastics

Plastics/Poly

Laminates

Edge Styles

Glass

Certain options referenced may not be available on GSA Schedule.

Folding Table Storage and Accessories (Freight Excluded)



Folding Table Storage and Accessories (Freight Excluded)

		MODEL NUMBER					
		Basic Model	Enamel Color	Base			
 TCAD	MODEL	W x L			Approx. Packaged Weight	Freight Excluded Pricing	
	Folding Table Vertical Storage Caddy <ul style="list-style-type: none">• Capacity: 9 tables (8 for Emissary®)• For 6' or 8' rectangular or square table storage• Four 4" wheels: 2 fixed, 2 swivel for maneuverability• 28-1/8" high from floor empty• Sideposts are removable for stacking empty caddies• Black enamel finish standard (additional colors available at an upcharge)	26-3/8 x 77-3/4"	KTV68	BL	<input type="checkbox"/> <input type="checkbox"/>	70.0#	\$ 721
 TCAD	Folding Table Horizontal Storage <ul style="list-style-type: none">• Capacity: 10 tables (7 for Emissary®)• For 6' or 8' rectangular or square table storage• Four 4" wheels: 2 fixed, 2 swivel for maneuverability• 32" high from floor empty• Endposts are removable for stacking empty caddies• Black enamel finish standard (additional colors available at an upcharge)	26-3/8 x 77-3/4" 26-3/8 x 99-3/4"	KTH6 KTH8	BL	<input type="checkbox"/> <input type="checkbox"/> <input type="checkbox"/> <input type="checkbox"/>	53.0# 68.0#	\$ 575 623
 TCAD	Folding Table Vertical Storage Caddy <ul style="list-style-type: none">• Capacity: 8 Tables (10 for DuraLite®)• For 4', 5' or 6' diameter round table storage• Four 5" wheels: 2 fixed, 2 swivel for maneuverability• 44-3/4" high from floor empty• Endposts are removable for stacking empty caddies• Black enamel finish standard (additional colors available at an upcharge)• Maximum weight 880 lbs.	32-7/8 x 63"	KTR9	BL	<input type="checkbox"/> <input type="checkbox"/>	63.0#	\$ 998

A **B** **C**

HOW TO ORDER

Indicate the following information on order form:

1. Quantity of each item.
2. Model number, including options. See "How To Build a Model Number".
3. Any special service required.

Note:

- The ☐ indicates that a choice is required.
- The absence of the ☐ indicates that no choice is required.
- Alpha-numeric characters in place of ☐ indicate that no other alternatives are available.

HOW TO BUILD A MODEL NUMBER

- A**Select basic model.
- B**Select enamel finish.
- BL** - Black
- Refer to the **Product Color Options** page in this price list.
- C**Select base option.
- C** - Standard wheels
- SC** - All swivel wheels; add \$32

SPECIAL SERVICES

Special Carton Marking

With specially marked information N/C

Shipping
Ships **knocked down, FOB Bonduel, WI 54107, freight prepaid.** Freight class 85.

Specifications and prices are subject to change without prior notice.

Folding Table Storage and Accessories (Freight Excluded)



Folding Table Storage and Accessories (Freight Excluded)

			MODEL NUMBER				
			Basic Model	Frame Color	Foot Finish		
MODEL	Features					Approx. Packaged Weight	Freight Excluded Pricing
HRDPT	Round Folding Legs <ul style="list-style-type: none">1-1/8" round tubular steelEnamel finishPolypropylene feetHardware included	30"W and 36"W Solid and Honeycomb	87.0111.P	<input type="checkbox"/> <input type="checkbox"/>		15.0#	\$ 92
		24"W	87.0126.P	<input type="checkbox"/> <input type="checkbox"/>		15.0#	106
HRDPT	Wishbone Folding Legs <ul style="list-style-type: none">1" round tubular steelEnamel finishPolypropylene feetHardware included	48", 60" Round	87.0010.P	<input type="checkbox"/> <input type="checkbox"/>		18.0#	\$ 216
HRDPT	Replacement Feet for Tables <ul style="list-style-type: none">1-1/8" diameterBeige and black are standard colors	Cap Style Foot	NN.06.0001		BE	0.0#	\$ 1
HRDPT	Replacement Feet for Tables <ul style="list-style-type: none">1" diameter polypropylene feetBeige and black are standard colors		06.0019		<input type="checkbox"/> <input type="checkbox"/>	0.0#	\$ 1

A

B

C

HOW TO ORDER

- Indicate the following information on order form:
- Quantity of each item.
 - Model number, including options. See "How To Build a Model Number".
 - Any special service required.

Note:

- The ☐ indicates that a choice is required.
- The absence of the ☐ indicates that no choice is required.
- Alpha-numeric characters in place of ☐ indicate that no other alternatives are available.

HOW TO BUILD A MODEL NUMBER

- A** Select basic model.
- B** Select frame color.
Refer to the **Product Color Options** page in this price list.
- C** Select foot finish.
BE - Beige
BL - Black
Refer to the **Product Color Options** page in this price list.

SPECIAL SERVICES

Special Carton Marking

With specially marked information N/C

Shipping
Ships **knocked down, FOB Bonduel, WI 54107, freight prepaid.** Freight class 85.

Specifications and prices are subject to change without prior notice.

Folding Table Storage and Accessories (Delivered)



Folding Table Storage and Accessories (Delivered)

		MODEL NUMBER					
		Basic Model	Enamel Color	Base			
 TCAD	MODEL				Approx. Packaged Weight	Delivered Pricing	
	Folding Table Vertical Storage Caddy <ul style="list-style-type: none">Capacity: 9 tables (8 for Emissary®)For 6' or 8' rectangular or square table storageFour 4" wheels: 2 fixed, 2 swivel for maneuverability28-1/8" high from floor emptySideposts are removable for stacking empty caddiesBlack enamel finish standard (additional colors available at an upcharge)	26-3/8 x 77-3/4"	KTV68	BL	<input type="checkbox"/> <input type="checkbox"/>	70.0#	\$ 885
 TCAD	Folding Table Horizontal Storage <ul style="list-style-type: none">Capacity: 10 tables (7 for Emissary®)For 6' or 8' rectangular or square table storageFour 4" wheels: 2 fixed, 2 swivel for maneuverability32" high from floor emptyEndposts are removable for stacking empty caddiesBlack enamel finish standard (additional colors available at an upcharge)	26-3/8 x 77-3/4"	KTH6	BL	<input type="checkbox"/> <input type="checkbox"/>	53.0#	\$ 728
		26-3/8 x 99-3/4"	KTH8	BL	<input type="checkbox"/> <input type="checkbox"/>	68.0#	798
 TCAD	Folding Table Vertical Storage Caddy <ul style="list-style-type: none">Capacity: 8 Tables (10 for DuraLite®)For 4', 5' or 6' diameter round table storageFour 5" wheels: 2 fixed, 2 swivel for maneuverability44-3/4" high from floor emptyEndposts are removable for stacking empty caddiesBlack enamel finish standard (additional colors available at an upcharge)Maximum weight 880 lbs.	32-7/8 x 63"	KTR9	BL	<input type="checkbox"/> <input type="checkbox"/>	63.0#	\$ 1247

A B C

HOW TO ORDER

Indicate the following information on order form:

- Quantity of each item.
- Model number, including options. See "How To Build a Model Number".
- Any special service required.

Note:

- The ☐ indicates that a choice is required.
- The absence of the ☐ indicates that no choice is required.
- Alpha-numeric characters in place of ☐ indicate that no other alternatives are available.

HOW TO BUILD A MODEL NUMBER

- A**Select basic model.
- B**Select enamel finish.
- BL** - Black
- Refer to the **Product Color Options** page in this price list.
- C**Select base option.
- C** - Standard wheels
- SC** - All swivel wheels; add \$32

SPECIAL SERVICES

Special Carton Marking

With specially marked information N/C

Shipping
Ships **knocked down, FOB Bonduel, WI 54107, freight prepaid.** Freight class 85.

Specifications and prices are subject to change without prior notice.

Folding Table Storage and Accessories (Delivered)



Folding Table Storage and Accessories (Delivered)

			MODEL NUMBER				
			Basic Model	Frame Color	Foot Finish		
MODEL	Features					Approx. Packaged Weight	Delivered Pricing
HRDPT	Round Folding Legs <ul style="list-style-type: none">1-1/8" round tubular steelEnamel finishPolypropylene feetHardware included	30"W and 36"W Solid and Honeycomb	87.0111.P	<input type="checkbox"/> <input type="checkbox"/>		15.0#	\$ 110
		24"W	87.0126.P	<input type="checkbox"/> <input type="checkbox"/>		15.0#	125
HRDPT	Wishbone Folding Legs <ul style="list-style-type: none">1" round tubular steelEnamel finishPolypropylene feetHardware included	48", 60" Round	87.0010.P	<input type="checkbox"/> <input type="checkbox"/>		18.0#	\$ 277
HRDPT	Replacement Feet for Tables <ul style="list-style-type: none">1-1/8" diameterBeige and black are standard colors	Cap Style Foot	NN.06.0001		BE	0.0#	\$ 1
HRDPT	Replacement Feet for Tables <ul style="list-style-type: none">1" diameter polypropylene feetBeige and black are standard colors		06.0019		<input type="checkbox"/> <input type="checkbox"/>	0.0#	\$ 1

A

B

C

HOW TO ORDER

Indicate the following information on order form:

- Quantity of each item.
- Model number, including options. See "How To Build a Model Number".
- Any special service required.

Note:

- The ☐ indicates that a choice is required.
- The absence of the ☐ indicates that no choice is required.
- Alpha-numeric characters in place of ☐ indicate that no other alternatives are available.

HOW TO BUILD A MODEL NUMBER

- A** Select basic model.
- B** Select frame color.
Refer to the **Product Color Options** page in this price list.
- C** Select foot finish.
BE - Beige
BL - Black
Refer to the **Product Color Options** page in this price list.

SPECIAL SERVICES

Special Carton Marking

With specially marked information N/C

Shipping
Ships **knocked down, FOB Bonduel, WI 54107, freight prepaid.** Freight class 85.

Specifications and prices are subject to change without prior notice.

1330 Bellevue Street
P.O. Box 8100
Green Bay, WI 54308-8100
800.424.2432
ki.com

KI and Furnishing Knowledge are registered
trademarks of Krueger International, Inc.

© 2020 Krueger International, Inc.
All Rights Reserved.
Code KI-PLW-000240/KI/PDF



Furnishing Knowledge®