

Allsteel®



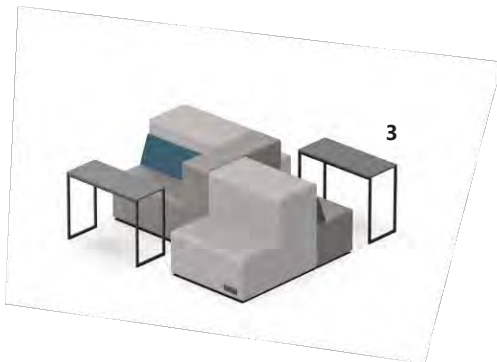


Rise™

# The Next Level of Modular

Rise re-conceives modular seating with a collection of multi-level soft shapes and versatile worksurfaces that adapts as easily as the user. Because Rise movable pieces act like building blocks, there's no right or wrong way to design and configure the perfect solution for solo or team work.







**1 Team gatherings** are facilitated by multiple sitting and standing heights for the most comfortable posture.

**2 Triangle shape** creates interesting organic layouts that serve as spontaneous touchdown areas.

**3 Maximum user privacy** is achieved in a compact and efficient footprint using only three different shapes.

**4 Multiple interactions** happen simultaneously when Rise creates micro-environments.

**5 Designed as an island**, Rise can be approached from all sides as an anchor within a larger space.

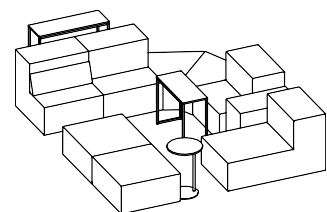
**6 Linear layout** along a corridor or in a nook provides a get-away area for individuals or small groups.



## Take Collaboration to New Heights

Along with multiple seating levels and nearly unlimited user positions and postures, Rise provides useful options like integrated power and easy-glide feet on each seat for efficient configuration. No matter the need or individual preference, this no-hassle solution gives users the means to lounge, study, create, collect, or brainstorm.





As needs change, Rise is easy to move and reconfigure.

# Rise Up

Rise makes get-away spaces more productive, more comfortable, and more relevant with practical features and available options. The variety of shapes and sizes can be mixed-and-matched to create stadium-style seating with multiple sitting postures.



- 1 Integrated power** keeps devices connected with two receptacles and two USB ports so when and where you work isn't determined by a battery.
- 2 Slide glides** make moving Rise units simple because reconfiguring collaborative furniture shouldn't be harder than the work at-hand.
- 3 Rectangle tables** span over, work in front of, or position behind seating modules to provide a convenient worksurface where needed.



**4 Laptop table** pulls into place with a base that slides below the seating, eliminating annoying just-out-of-reach situations.

**5 Movable tray** provides an accessible seat-side worksurface. **6**

**Lumbar pillow** supports the back for a more ergonomic sit. **7**

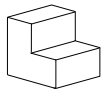
**Dual-upholstery** option allows different fabrics on the seat and sides for nearly unlimited aesthetic choice.



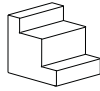


# Rise Statement of Line

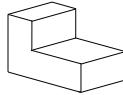
## Seating



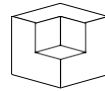
Two-Tier\*



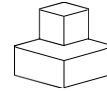
Three-Tier\*



Chaise\*



Inside Corner



Outside Corner



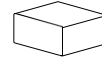
Soft Wall



Arm Perch



Triangle\*



Full Ottoman\*



Half Ottoman

\*Available with power.

## Work Tables



High Rectangle



Middle Rectangle



Low Rectangle



Laptop

## Accessories



Lumbar Pillow



Tray



Power

## Work Table Top Laminate Finishes



Designer White



Loft



Kingswood Walnut



NeoWalnut




Portico Teak

## Work Table Base Colors



Textured Designer White




Textured Loft



Textured Titanium



Textured Brownstone



Textured Black Mica

Additional laminate finishes and base colors for tables and a wide selection of seating upholsteries are available online at [allsteeloffice.com](http://allsteeloffice.com).

**Cover Rise Seating:** Blume Jasper, In Season Limestone, Purl Graze, Whisper™ Cinnamon Upholstery **Two-Thirds™ Poufs:** HBF Brushed Canvas Static, HBF Velvet Mix Raw Sienna, Opuzen Sheepskin Natural Upholstery **p. 2 Rise Seating:** Camira Blazer Silverdale and Trevelyan Upholstery **Laptop Work Table:** Fawn Cypress Laminate Top, Textured Pebble Base **p. 3 Rise Seating:** Maharam Apt Cobblestone, Glacier, and Sketch Upholstery **Lumbar Pillows:** Blume Jasper Upholstery **Work Tables:** Flint Laminate Top, Textured Black Mica Base **p. 4-5 Rise Seating:** In Season Limestone, Purl Graze, Whisper Cinnamon Upholstery **Lumbar Pillow:** Opuzen Sheepskin Natural Upholstery **Work Tables:** Designer White Laminate Top, Textured Black Mica Base **Gunlocke® LIV Stools:** Arris Tapestry Upholstery, Solar Black Base **Beyond® Viz™:** Pebble and Flint Paint **Two-Thirds Poufs:** Camira Synergy Loop, Carnegie Icon 42, HBF Brushed Canvas Static, HBF Velvet Mix Raw Sienna Upholstery **p. 6 Rise Seating:** Maharam Apt Cobblestone, Glacier, and Sketch Upholstery **Lumbar Pillow:** Blume Jasper Upholstery **Low Rectangle Work Table:** Flint Laminate Top, Textured Black Mica Base **Tray:** Flint Paint **p. 7 Top Rise Seating:** In Season Limestone, Purl Graze, Whisper Cinnamon Upholstery **Lumbar Pillow:** Opuzen Sheepskin Natural Upholstery **Top Left Rise Seating:** Whisper Cinnamon Upholstery **Bottom Left Rise Seating:** Blume Char Upholstery **Lumbar Pillow:** Rush Soot Upholstery **Top Right Rise Seating:** Purl Graze, Whisper Cinnamon Upholstery **Lumbar Pillow:** Opuzen Sheepskin Natural Upholstery **Low Rectangle Work Table:** Designer White Laminate Top, Textured Black Mica Base **Bottom Right Rise Seating:** Whisper Cinnamon Upholstery



Go to [allsteeloffice.com/typicalsgallery](http://allsteeloffice.com/typicalsgallery) for additional Rise layouts.

Although the colors reproduced in this brochure were matched with care, they may vary from the actual finish. When color is critical, please obtain a physical sample.

Allsteel®

Allsteel Inc.  
Muscatine, Iowa 52761

[allsteeloffice.com](http://allsteeloffice.com)

Form # A8627.A1 (12/19)

©2019 Allsteel Inc.  
Allsteel, Gunlocke and Beyond are registered trademarks and Rise, Two-Thirds and Viz are trademarks. Whisper is a trademark of Spradling International, Inc. Indoor Advantage is a trademark of SCS Global Services. level is a registered trademark of BIFMA International.

