



GLADLY™ LOUNGE CHAIR

PRICE LIST

September 15, 2021

Updated March 7, 2023

800.424.2432



Ordering Customer's Own Material (C.O.M.) Upholstery		
Information		3
Gladly™		
General Information		5
Product Color Options		7
Metal Leg Lounge Chair		8
Wood Leg Lounge Chair		9
Replacement Seat and Back		10

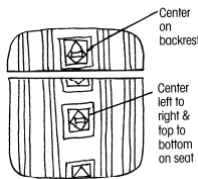


How to Specify

As a standard procedure, KI applies seating upholstery as swatched by the textile distributor. Reference distributor’s website. Upholstery that is required to be applied differently than is swatched, will need a Product Modification Request written specifying the direction the upholstery is to be applied.

Seating upholstery requiring specific positioning of intricate patterns or patterns repeats on seats and backrests, will need a Product Modification Request written including a sketch noting the specific requirements, as in Diagram A.

Diagram A



C.O.M. must be supplied in continuous yardage.

Yardage requirements listed in price list are based on plain goods 54” wide. Fabrics less than 54” wide, or those requiring matching (stripes, plaids, prints, large patterns) will require additional yardage based on the fabric used and the item ordered. Consult matrix below for additional yardage needed.

C.O.M. INCREASE MATRIX (yardage matrix is also applicable to any reservations of KI Ingrade, Pallas, or K.O.M. upholsteries).

This table is a general guide.

FABRIC REPEAT	INCREASE COM REQUIREMENT BY:
4.75" and under	0%
5" - 10.75"	12%
11" - 15.75"	18%
16" - 20.75"	25%
21" and over	40%

For upholstery fabrics that are less than 54” wide, please contact customer service for additional yardage(s) requirements. Specific models and quantities will determine final yardage amounts.

If fabric comes in on multiple rolls, one additional yard per roll needs to be added to the yardage requirement.

Leather hides must be a minimum of 50 square feet of usable material. The outer edges cannot be calculated as square feet or yardage. To determine square footage, multiply unit yardage by 18 square feet to obtain the total square footage required per unit.

For exact production yardage requirements, call 1-800-424-2432, ext. 2707.

Production

Customer’s upholstery must be approved prior to acceptance for production.

After approval, a memo swatch of the C.O.M. from the textile distributor must accompany the order. KI assumes no responsibility for wear, defects, or performance of C.O.M. or K.O.M. upholstery.

C.O.M. not received into the appropriate facility 3 weeks prior to acknowledged delivery date may go on hold. See KI C.O.M. Shipping Location listing for the correct facility address by product.

All C.O.M. must be labeled as follows:

1. Name and address
2. Your purchase order number
3. Our style number to which fabric is to be applied
4. Supplier name and fabric name, number, and color

All C.O.M. Shipments must be prepaid. Collect shipments will be refused.

Testing

When KI requires testing, actual yardage to upholster one chair may be required. The C.O.M. Specialist will confirm model and fabric testing requirements when applicable.

Approved test samples will be applied to the order or will be held for 6 months. After 6 months, the sample will no longer be applied to your order. For all product testing, send fabric samples to the manufacturing facility. See KI C.O.M. Shipping Location listing for the correct facility address by product.

All C.O.M. Shipments must be prepaid. Collect shipments will be refused.

Treated Materials

If C.O.M. requires processing such as a stain resistance treatment or acrylic backing, it may shrink. To prevent delays in delivery or back ordering due to shrinkage, please have your processor verify measurement after processing and assure adequate yardage shipped.

Split Orders

If a portion of the shipment which does not require C.O.M. application is to be processed and shipped early, KI will enter the order immediately at your request. These split shipments are subject to minimum order changes.

Excess Upholstery Material

KI will dispose of excess upholstery material at the time of shipment unless expressly requested to return it with the product shipment.

Cancelled or Changed Orders

KI assumes no responsibility for extra C.O.M. due to a change of upholstery or cancellation of an order. If it the customer’s responsibility to arrange for return of the material.

Contact the C.O.M. Specialist at 1-800-424-2432, ext. 2707, with questions or to request a split order.

C.O.M. SHIPPING LOCATION

Architectural Walls	System 3000..... MN	LimeLite GB
Evoke..... MN	Universal Overheads..... MN	Lyra Lounge Seating.....HN
Genius Walls..... MN	Wireworks MN	Maestro Stack Chairs GB
	Unite..... MN	Medical & Laboratory Stools..... OM
Casegoods		MyPlace Lounge Seating.....HN
Aristotle Tackboards.....MN	Residence Hall Furniture	MyWay Seating.....HN
Likha Tackboards.....MN	RoomScope Furniture MN	Oath Task Chairs and Stools..... GB
		Opt4..... GB
Classroom Furniture		Pilot Task Chairs..... OM
Intellect Wave Chairs..... GB	Screens	Promenade Seating SystemBW
Learn2..... GB	All Terrain.....KP	Ruckus..... GB
Ruckus.....GB	Connection Zone.....BW	Sela Lounge Seating.....HN
	True/VolitionKP	Sift Task Chairs..... GB
	Genesis.....KP	Signia Task Chairs and StoolsOM
	Tattoo..... MN	Soltice Metal Collection.....HN
	Universal.....BW	Soltice Multiple, Healthcare & Guest .HN
		Soltice II Healthcare Seating.....HN
Desking		Strive Multiple, Stack & Task GB
700 Series DeskingKP	Seating	SwayBW
Balance Overheads MN	400 Series Folding Chairs.....BW	Tattoo.....HN
Genesis Desking..... MN	600 Series Folding Chairs.....BW	Torsion-on-the-Go! Nesting Chairs GB
True DeskingKP	600 Series Stools.....BW	Torsion Air Stack and Task Seating GB
Universal Overheads..... MN	Affina Collection.....HN	ZoetryHN
WorkZone Desking MN	Altus Task Chairs..... GB	
	Apply Stack Chairs GB	
Files & Storage	Auditorium Folding ChairsBW	
700 Series Pedestal Cushion GB	Calida Lounge SeatingHN	
Connection Zone Pads.....BW	Diem Task Chairs OM	
U-Series Pedestal Cushion..... GB	Doni Collection..... GB	
Tattoo.....BW	Gladly Lounge SeatingVQ	
	Grazie Seating GB	
Fixed Seating	Hiatus Sleeper Bench.....HN	
Concerto Auditorium SeatingBW	Hub Modular Lounge SeatingHN	
Single Pedestal Seating GB	Impress Task Chairs..... OM	
Jury Base Seating..... GB	Impress Ultra Task Chairs OM	
Lancaster Auditorium SeatingBW	Jessa Lounge SeatingHN	
Sequence Seating..... GB	Jubilee Lounge Seating.....VQ	
University Seating..... GB	Katera Guest Chair..... GB	
	Kurv Benches.....HN	
Panel Systems	LaResta Day BedsHN	
All Terrain.....KP		
Balance Overheads MN		

KI C.O.M. Manufacturing Site Addresses:

BW KI Bonduel Attn: COM Storage 204 West South St. Bonduel, WI 54107	HN KI High Point Attn: COM Storage 217 Feld Avenue High Point, NC 27263	MN KI Manitowoc Attn: COM Storage 1400 S. 41st St. Manitowoc, WI 54220	VQ KI Attn: COM Fabrics 6892 Marlin Circle La Palma, CA 90623
GB KI Green Bay Attn: COM Storage 1687 Westminster Drive - Gate 3 Green Bay, WI 54302	KP KI Pembroke Attn: COM Storage 1000 Olympic Dr. Pembroke, Ontario K8A6X7	OM KI Attn: COM Storage 1110 S. Mildred Ave. Ontario, CA 91761	



Gladly Wood Leg Lounge Chair
(GD621/NC and GD621/FC)



Gladly Metal Leg Lounge Chair
(GD631/NC and GD631/FC)

General Dimensions		
Width	32.5"	32.5"
Depth	28.5"	28.5"
Height	31.5"	31.5"
Overall Dimensions		
Seat Width	23.5"	23.5"
Seat Depth	19.5"	19.5"
Seat Height	17.75"	17.75"

TECHNICAL SPECIFICATIONS

Interior Frame Construction

Interior frame and arms are constructed using ³/₄" engineered Russian Birch plywood. All inner frame components are CNC-machined (computer numerical control) to maintain accuracy of part dimensions and also to ensure that all connection joints are engineered to interlink with the other hardwood components. All joints are glued and further secured with adhesive staples and/or wood screws.

Seat and Back Construction

The seat and back are similarly CNC-machined to ensure accuracy of part dimensions. A universal decking material is stapled over the frame to provide a barrier between the foam cushion and the structural components. This webbing is used on all faces to maintain a smooth consistent shape around the perimeter of the unit. A 2" thick piece of polyurethane foam is glued to the webbing to form a padded interior of the unit.

The seat utilizes four rows of 3" wide by 17" long serpentine springs that are affixed to the machined seat. A universal decking material is stapled over the springs to provide a barrier between the foam cushion and the structural components. The seat foam is 6³/₄" thick high-resilient (HR-36) polyurethane, comprised of 2.1 lb weight density, that is shaped to the contour of the frame.

The back foam is 4" thick high-resilient (180-24) polyurethane, comprised of 1.88 lb weight density, that is shaped to the contour of the frame. The polyurethane foam is CFC-free and latex-free to prevent allergic reaction.

The upholstery material used on the unit is backed with a thin Dacron that allows for additional comfort. An upholstery tuck detail on the back cushion is included on all models as an aesthetic feature.

Upholstery

Upholstery is available in non-contrasting or contrasting options on all models. When contrasting is chosen, the contrasting fabric will be applied to the seat cushion as standard. A variety of KI In-Grades, Pallas, and COM/KOM materials have been approved for use on the Gladly product line.

Legs

The tapered wood leg is solid Beech and the tapered metal leg is a 14-guage tapered steel tube. Both include a custom steel fabricated top plate that allows for attachment to the frame using four 1/₄-20 x 1" Phillips pan-head steel bolts per leg. Wood and metal legs are available in a variety of standard KI finishes.

Glides

Wood leg models with plastic or felt glides are non-adjustable, non-skid glides allow 1/₂" of adjustment. On metal legs models, all glides are non-adjustable and are available in plastic, felt or non-skid. Reference Gladly Lounge Seating - Glide Selection Guidelines (KI-PG-000028) for glide recommendations.

Electrical System Options

Byrne Mini-Tap® Power Module with 3-Prong Plug

Gladly lounge seating can be configured with optional Byrne Mini-Tap® power modules with 3-prong plug (a self-contained, UL listed single relocatable power tap). One 15-amp, 125 volt AC simplex receptacle and two 2.1-amp, 5 volt DC USB Type A connector ports (2.0 and 3.0 compatible, no data), provide connection for device charging or direct AC power. Byrne Mini-Tap power module is standard with 72" long, 14 AWG, 15-amp NEMA rated 3-conductor SJT cord with a three-prong grounded plug. Power modules available in black or white. Cord is black.

One Byrne Mini-Tap® power module with 3-prong plug is available per model, and may be configurable for front power outlets. Power is routed at the back of the lounge unit with plastic cord managers that mount directly into the wooden frame.

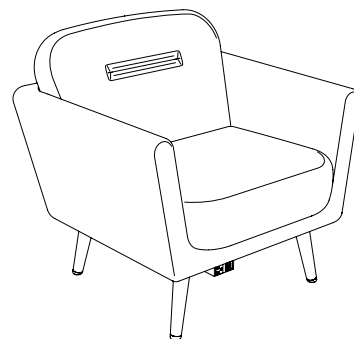
Compliance

This product has been tested according to the Business & Institutional Furniture Manufacturers Association (BIFMA) voluntary standards known as ANSI/BIFMA X5.4-2020 for Public and Lounge Seating, meeting or exceeding all applicable testing requirements of the standard.

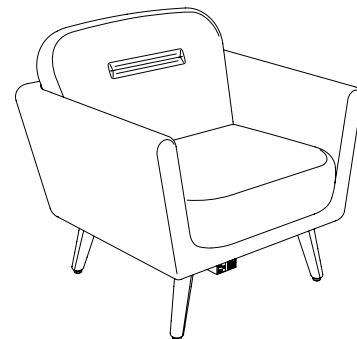
This product meets third party certification for Indoor Air Quality as certified by SCS Global Services. The product meets all qualifications for Indoor Advantage Gold, the highest standard which conforms to the ANSI/BIFMA Furniture Emissions Standard (M7.1/X7.1-2011 R2016) and ANSI/BIFMA e3-2019 (Credits 7.6.1, 7.6.2) for seating parameters.

STATEMENT OF LINE

Gladly Lounge Seating



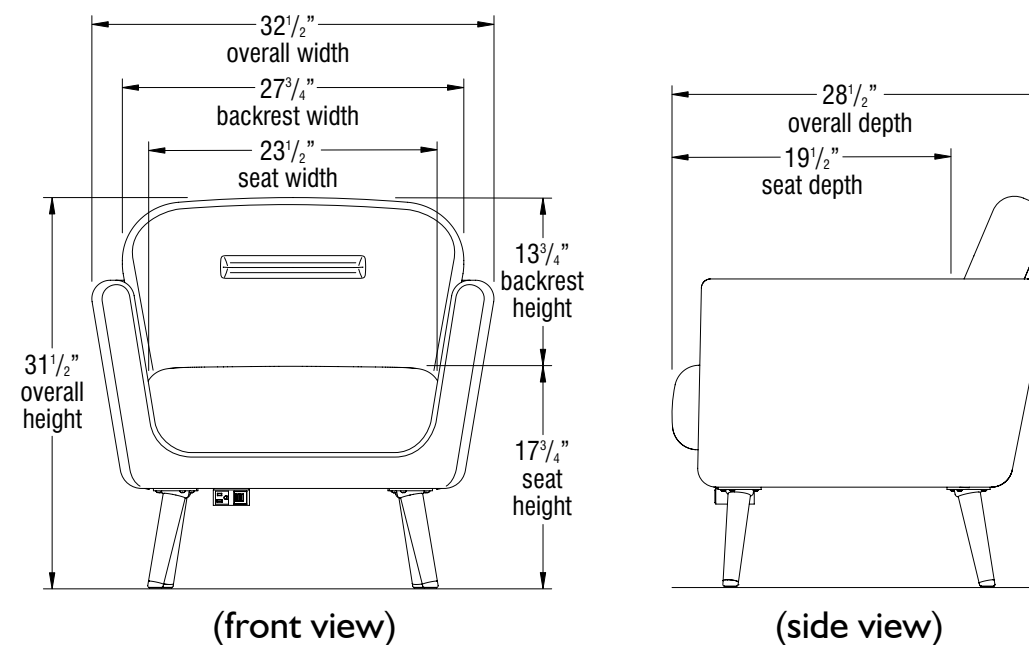
Metal Leg Lounge Chair
GD631



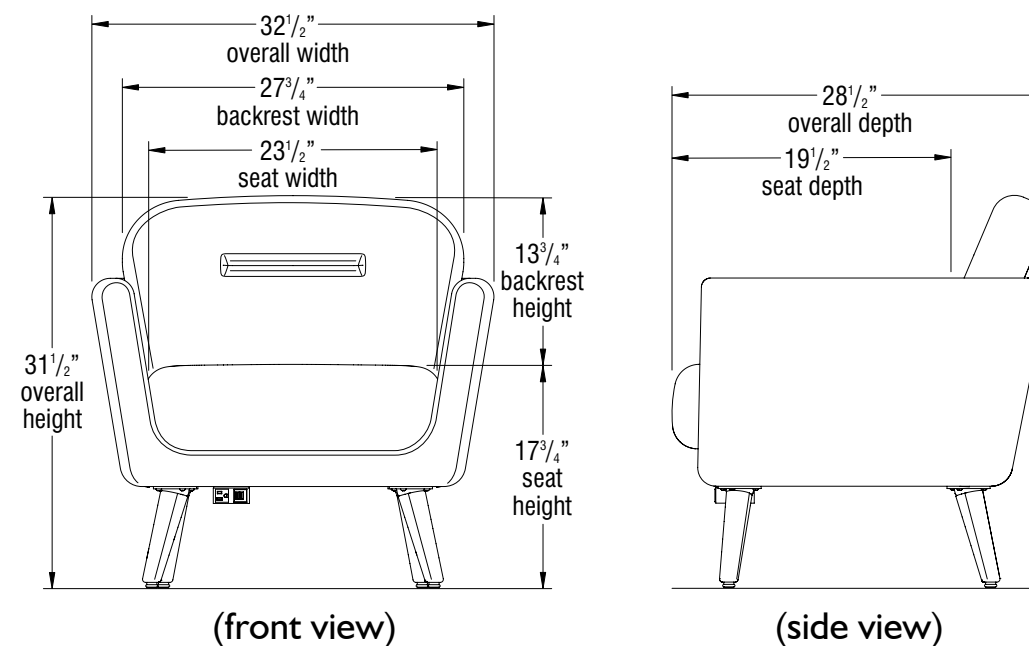
Wood Leg Lounge Chair
GD621

DIMENSIONS

Gladly Metal Leg Lounge Chair



Gladly Wood Leg Lounge Chair





Metal Leg Finish Color	
Black	BL
Cottonwood	CO
Starlight Silver Metallic	SX

Wood Leg Finish Color	
Cocoa on Beech	BCA
Eclipse Black on Beech	BEB
Natural on Beech	BNA
River Cherry on Beech	BRY



Finish Cards

View color swatches for items listed within this document.

- [Paints](#)
- [Plastics/Poly](#)
- [Wood/Veneer](#)
- [Laminates](#)
- [Molded Edges](#)
- [Edge Styles](#)
- [Hard Plastics](#)
- [Glass](#)

Certain options referenced may not be available on GSA Schedule.



			MODEL NUMBER																				
			Basic Model	Fire Code	Non-Contrast or Fabric Contrast 1	Fabric Contrast 2	Power Option	Glide Option	Leg Finish														
MODEL	Features									Approx. Packaged Weight	Grade C.O.M.	Grade C	Grade D	Grade E & C.O.L.	Grade F	Grade G	Grade H	Grade I	Grade J	Grade K	Grade L Leather	Grade M Leather	TB133 add to list price
 GD62	Gladly Metal Leg Lounge Chair, Non-contrast	Non-contrast	GD631/NC	<input type="checkbox"/> <input type="checkbox"/> <input type="checkbox"/>	<input type="checkbox"/> <input type="checkbox"/> <input type="checkbox"/> <input type="checkbox"/>		<input type="checkbox"/> <input type="checkbox"/>	<input type="checkbox"/> <input type="checkbox"/> <input type="checkbox"/>	<input type="checkbox"/> <input type="checkbox"/>	61.0#	\$ 2258	\$ 2479	\$ 2538	\$ 2608	\$ 2655	\$ 2747	\$ 2841	\$ 2972	\$ 3191	\$ 3424	\$ 3656	\$ 4122	\$ 565
	• Fully-upholstered																						
	• Moderate footprint																						
	• Steel legs																						
	• Field replaceable seat and back																						
	• Non-contrast COM: 4.5 yds																						
	Overall dimensions:																						
 GD62	Gladly Metal Leg Lounge Chair, Contrast	Contrast	GD631/FC	<input type="checkbox"/> <input type="checkbox"/> <input type="checkbox"/>	<input type="checkbox"/> <input type="checkbox"/> <input type="checkbox"/> <input type="checkbox"/>	<input type="checkbox"/> <input type="checkbox"/> <input type="checkbox"/>	<input type="checkbox"/> <input type="checkbox"/>	<input type="checkbox"/> <input type="checkbox"/> <input type="checkbox"/>	<input type="checkbox"/> <input type="checkbox"/>	61.0#	\$ 2397	\$ 2618	\$ 2676	\$ 2746	\$ 2793	\$ 2886	\$ 2979	\$ 3111	\$ 3329	\$ 3562	\$ 3795	\$ 4261	\$ 565
	• Fully-upholstered																						
	• Moderate footprint																						
	• Steel legs																						
	• Field replaceable seat and back																						
	• Contrasting fabric featured on seat																						
	• Non-contrast COM: 4.5 yds																						
	• Fabric contrast 1 (back/arm/base) COM: 3.25 yds																						
	• Fabric contrast 2 (seat) COM: 1.25 yds																						
	Overall dimensions:																						
	• W=32.5" D=28.5" H=31.5"																						
	Seat dimension:																						
	• W=23.5" D=19.5" H=17.75"																						
			A	B	C	D	E	F	G														

HOW TO ORDER

Indicate the following information on order form:

- Quantity of each item.
- Model number, including options. See “How To Build a Model Number”.
- Any special service required.

Note:

- The ☐ indicates that a choice is required.
- The absence of the ☐ indicates that no choice is required.
- Alpha-numeric characters in place of ☐ indicate that no other alternatives are available.

HOW TO BUILD A MODEL NUMBER

- A**Select basic model.

NFR- Compliance to TB 117-2013

FR- Compliance to TB 133

See pricing column for TB133 upcharge.
- C**Select non-contrast or fabric contrast 1. Refer to **ki.com/fabrics**
- D**Select fabric contrast 2. Refer to **ki.com/fabrics**
- E**Select power option and color.

NP- No power

MPB- Black Power Module; add \$388

MPW- White Power Module; add \$388

Note: power module is located on left (when facing product), under seat, as standard
- F**Select glide type.

GPL- Plastic glides

GFT- Felt glides; add \$24

GND- Non-skid glides; add \$24
- G**Select metal leg finish color. Refer to the **Product Color Options** page in this price list.

SPECIAL SERVICES



Special Carton Marking

With specially marked information N/C

Shipping
Ships **assembled, FOB La Palma, CA 90623, freight prepaid.** Freight class 175.

Specifications and prices are subject to change without prior notice.



			MODEL NUMBER																				
			Basic Model	Fire Code	Non-Contrast or Fabric Contrast 1	Fabric Contrast 2	Power Option	Glide Option	Leg Finish														
MODEL		Features								Approx. Packaged Weight	Grade C.O.M.	Grade C	Grade D	Grade E & C.O.L.	Grade F	Grade G	Grade H	Grade I	Grade J	Grade K	Grade L Leather	Grade M Leather	TB133 add to list price
 GD62	Gladly Wood Leg Lounge Chair, Non-contrast <ul style="list-style-type: none">Fully-upholsteredModerate footprintBeech wood legsField replaceable seat and backOptional non-skid glides are height adjustableNon-contrast COM: 4.5 yds Overall dimensions: <ul style="list-style-type: none">W=32.5" D=28.5" H=31.5" Seat dimension: <ul style="list-style-type: none">W=23.5" D=19.5" H=17.75"	Non-contrast	GD621/NC	<input type="checkbox"/> <input type="checkbox"/> <input type="checkbox"/>	<input type="checkbox"/> <input type="checkbox"/> <input type="checkbox"/> <input type="checkbox"/>		<input type="checkbox"/> <input type="checkbox"/>	<input type="checkbox"/> <input type="checkbox"/> <input type="checkbox"/>	<input type="checkbox"/> <input type="checkbox"/>	61.0#	\$ 2271	\$ 2492	\$ 2551	\$ 2621	\$ 2668	\$ 2760	\$ 2854	\$ 2971	\$ 3204	\$ 3437	\$ 3670	\$ 4135	\$ 565
 GD62	Gladly Wood Leg Lounge Chair, Contrast <ul style="list-style-type: none">Fully-upholsteredModerate footprintBeech wood legsField replaceable seat and backOptional non-skid glides are height adjustableContrasting fabric featured on seatFabric contrast 1 (back/arm/base) COM: 3.25 ydsFabric contrast 2 (seat) COM: 1.25 yds Overall dimensions: <ul style="list-style-type: none">W=32.5" D=28.5" H=31.5" Seat dimension: <ul style="list-style-type: none">W=23.5" D=19.5" H=17.75"	Contrast	GD621/FC	<input type="checkbox"/> <input type="checkbox"/> <input type="checkbox"/>	<input type="checkbox"/> <input type="checkbox"/> <input type="checkbox"/> <input type="checkbox"/>	<input type="checkbox"/> <input type="checkbox"/> <input type="checkbox"/>	<input type="checkbox"/> <input type="checkbox"/>	<input type="checkbox"/> <input type="checkbox"/> <input type="checkbox"/>	<input type="checkbox"/> <input type="checkbox"/>	61.0#	\$ 2411	\$ 2632	\$ 2691	\$ 2760	\$ 2807	\$ 2900	\$ 2994	\$ 3110	\$ 3343	\$ 3576	\$ 3810	\$ 4275	\$ 565
			A	B	C	D	E	F	G														

HOW TO ORDER

Indicate the following information on order form:

- Quantity of each item.
- Model number, including options. See “How To Build a Model Number”.
- Any special service required.

Note:

- The ☐ indicates that a choice is required.
- The absence of the ☐ indicates that no choice is required.
- Alpha-numeric characters in place of ☐ indicate that no other alternatives are available.

HOW TO BUILD A MODEL NUMBER

- A**Select basic model.

NFR- Compliance to TB 117-2013

FR- Compliance to TB 133

See pricing column for TB133 upcharge.
- C**Select non-contrast or fabric contrast 1. Refer to **ki.com/fabrics**
- D**Select fabric contrast 2. Refer to **ki.com/fabrics**
- E**Select power option and color.

NP- No power

MPB- Black Power Module; add \$388

MPW- White Power Module; add \$388

Note: power module is located on left (when facing product), under seat, as standard
- F**Select glide type.

GPL- Plastic glides

GFT- Felt glides; add \$24

GND- Non-skid glides; add \$24
- G**Select wood leg finish color. Refer to the **Product Color Options** page in this price list.

SPECIAL SERVICES

Special Carton Marking

With specially marked informationN/C

Shipping
Ships **assembled, FOB La Palma, CA 90623, freight prepaid.** Freight class 175.

Specifications and prices are subject to change without prior notice.

		MODEL NUMBER																	
		Basic Model	Fire Code	Fabric	Approx. Packaged Weight	Grade C.O.M.	Grade C	Grade D		Grade E & C.O.L.	Grade F	Grade G	Grade H	Grade I	Grade J	Grade K	Grade L Leather	Grade M Leather	TB133 add to list price
GD62R	Gladly Lounge Chair Replacement Back <ul style="list-style-type: none">• Field Replaceable• Basic Tools Required• COM: 1.25 yds	GDBK	<input type="checkbox"/> <input type="checkbox"/> <input type="checkbox"/>	<input type="checkbox"/> <input type="checkbox"/> <input type="checkbox"/> <input type="checkbox"/>	15.0#	\$ 552	\$ 614	\$ 630		\$ 640	\$ 652	\$ 678	\$ 704	\$ 739	\$ 799	\$ 863	\$ 927	\$ 1055	\$ 157
GD62R	Gladly Lounge Chair Replacement Seat <ul style="list-style-type: none">• Field Replaceable• Basic Tools Required• COM: 1.25 yds	GDST	<input type="checkbox"/> <input type="checkbox"/> <input type="checkbox"/>	<input type="checkbox"/> <input type="checkbox"/> <input type="checkbox"/> <input type="checkbox"/>	15.0#	\$ 655	\$ 717	\$ 733		\$ 752	\$ 765	\$ 791	\$ 817	\$ 854	\$ 914	\$ 978	\$ 1044	\$ 1173	\$ 157

A

B

C

HOW TO ORDER

Indicate the following information on order form:

1. Quantity of each item.
2. Model number, including options. See “How To Build a Model Number”.
3. Any special service required.

Note:

- The ☐ indicates that a choice is required.
- The absence of the ☐ indicates that no choice is required.
- Alpha-numeric characters in place of ☐ indicate that no other alternatives are available.

HOW TO BUILD A MODEL NUMBER

- A** Select basic model.
- B** Select fire code.
- | | |
|------------|-----------------------------|
| NFR | - Compliance to TB 117-2013 |
| FR | - Compliance to TB 133 |
- See pricing column for TB133 upcharge.
- C** Select fabric.
- Refer to [ki.com/fabrics](https://www.ki.com/fabrics)

SPECIAL SERVICES

Special Carton Marking

With specially marked information N/C

Shipping
Ships **assembled, FOB La Palma, CA 90623, freight prepaid.** Freight class 175.

Specifications and prices are subject to change without prior notice.

1330 Bellevue Street
P.O. Box 8100
Green Bay, WI 54308-8100
800.424.2432
ki.com

KI and Furnishing Knowledge are registered
trademarks of Krueger International, Inc.

© 2020 Krueger International, Inc.
All Rights Reserved.
Code KI-PLW-000513/KI/PDF



Furnishing Knowledge®