

BEAM SEATING



*see sample layout SON507 for models included above.

STANDARD FEATURES

- The universal beam units and tables listed are shown here, along with beam seating upper components from several seating lines.
- Beams are standard in Black. The "T" shaped legs are available in Chrome only with Black anti scuff tips and trim.
- Corner beam creates 90° turn in beam seating. Only table units can be attached.
- Beams and legs are shipped fully assembled.
- Upper seating units include mounting brackets and all necessary hardware for attachment to beam.
- Upper seating units and/or tables can be placed in any order along the beam.
- Power monument has two AC outlets, dual 2.1 amp USB ports.
- **Specifications and pricing are for 1 chair.**

OPTIONAL FEATURES

- Check textile availability prior to specifying upholstery material.
- Optional universal aluminum arm with soft pad available for mounting on beam in multiple positions, model 6500A8. \$161 list.
- Sonic seating units are available in mesh back, Black only.
- Vion seating units available in 10 mesh colors: Black (**MS69**), Stone (**MS71**), Blue (**MS72**), Rope (**MS73**), Natural (**MS74**), Aqua (**MS75**), Black Cherry (**MS76**), Dust (**MS77**), Ivory (**MS78**) and Paprika (**MS79**). Please specify. No upcharge.

OPTIONAL FEATURES (continued)

- Vion is available with a Black (**BLK**) Back Frame as standard or an optional Fog (**FOG**) Back Frame, please add \$76.
- Duet, Popcorn and Sonic seating units are available in 14 designer colors. Choose from Buzz Blue (**BZB**), Cactus (**CCT**), Carrot (**CRO**), Cloud (**IVC**), Dijon (**DJN**), Eggplant (**EGP**), Fog (**FOG**), Frost (**FRO**), Ink (**INK**), Latte (**LAB**), Night (**BLK**), Sand (**SND**), Scarlet (**SAR**), and Shadow (**SHW**).
- Duet arms will match the specified polypropylene color.
- Sidero, Sonic and Vion arm models are standard in Black only.
- Sonic is available in the following frame finishes: Chrome (**CHM**), Black (**TBL**), Buzz Blue (**TBZ**), Cactus (**TCC**), Carrot (**TCR**), Dijon (**TDJ**), Designer White (**TDW**), Eggplant (**TEG**), Fog (**TFO**), Frost (**TFR**), Ink (**TIN**), Cloud (**TIV**), Kalua (**TKA**), Latte (**TLA**), Mocha (**TMO**), Nevada (**TNE**), Toast (**TOA**), Shadow (**TSH**), Sand (**TSN**), Scarlet (**TSR**) and Tungsten (**TTU**). Please specify
- Duet and Popcorn are standard in a Chrome (**CH**) frame finish. Sidero and Vion are standard in Black (**BK**) frame finish.
- Beam seating laminate table tops are available in Absolute Acajou (**ACJ**), Asian Night (**ASN**), Avant Cherry (**AWC**), Avant Honey (**AWH**), Brushed Cobalt (**BRC**), Clear Maple (**CMB**), Dark Espresso (**DES**), Designer White (**DWWT**), Hayden Grey (**HGT**), Noce Biondo (**NBL**), Noce Grigio (**NGL**), Noce Leggero (**NEL**), Noce Medio (**NML**), (**HGT**), Tiger Walnut (**TWL**), Walnut Heights (**WHE**), Winter Cherry (**WCR**), White Chocolate (**WHC**). Please specify. No upcharge.

SAMPLE LAYOUTS

VON501 - Shown



Approximate dimensions: 74"W x 24"D

Kit Layout	Description	Total (Grd. 1)
VON501	Vion armless seat units with Beam components: 6340 (3 seats), 6500S3 (1 beam)	\$3,380
DUT501	Duet armless seat units with Beam components: 6691 (3 seats), 6500S3 (1 beam)	\$1,799
POP501	Popcorn armless seat units with Beam components: 6717 (3 seats), 6500S3 (1 beam)	\$1,925
SID501	Sidero armless seat units with Beam components: 6931 (3 seats), 6500S3 (1 beam)	\$2,867
SON501	Sonic armless seat units with Beam components: 6501 (3 seats), 6500S3 (1 beam)	\$2,186

*See next pages for individual model description, dimensions and starting list price.

SON502 - Shown



Approximate dimensions: 100"W x 24"D

Kit Layout	Description	Total (Grd. 1)
SON502	Sonic arm seat units with Beam components: 6506 (4 seats), 6500S4 (1 beam)	\$3,721
DUT502	Duet arm seat units with Beam components: 6690 (4 seats), 6500S4 (1 beam)	\$2,901
POP502	Popcorn armless seat units with Universal arms and Beam components: 6717 (4 seats), 6500S4 (1 beam), and 6500A8 (5 arms)	\$3,426
SID502	Sidero arm seat units with Beam components: 6930 (4 seats), 6500S4 (1 beam)	\$4,124
VON502	Vion arm seat units with Beam components: 6342 (4 seats), 6500S4 (1 beam)	\$4,313

*See next pages for individual model description, dimensions and starting list price.

SAMPLE LAYOUTS

DUT503 - Shown



Approximate dimensions: 100"W x 24"D

Kit Layout	Description	Total (Grd. 1)
DUT503	Duet armless seat units with Beam components: 6691 (3 seats), 6500S4 (1 beam), 6507 (1 table)	\$2,478
POP503	Popcorn armless seat units with Beam components: 6717 (3 seats), 6500S4 (1 beam), 6507 (1 table)	\$2,604
SID503	Sidero armless seat units with Beam components: 6931 (3 seats), 6500S4 (1 beam), 6507 (1 table)	\$3,546
SON503	Sonic armless seat units with Beam components: 6501 (3 seats), 6500S4 (1 beam), 6507 (1 table)	\$2,865
VON503	Vion armless seat units with Beam components: 6340 (3 seats), 6500S4 (1 beam), 6507 (1 table)	\$4,059

*See next pages for individual model description, dimensions and starting list price.

POP504 - Shown



Approximate dimensions: 122"W x 24"D

Kit Layout	Description	Total (Grd. 1)
POP504	Popcorn seat units with Universal arms and Beam components: 6717 (4 seats), 6500A8 (6 arms), 6500S3 (1 beam), 6500A2 (1 beam), 6507 (1 table), 6591B (1 Module)	\$4,756
DUT504	Duet arm seat units with Beam components: 6690 (4 seats), 6500S3 (1 beam), 6500A2 (1 beam), 6507 (1 table), 6591B (1 Module)	\$4,070
SID504	Sidero arm seat units with Beam components: 6930 (4 seats), 6500S3 (1 beam), 6500A2 (1 beam), 6507 (1 table), 6591B (1 Module)	\$5,290
SON504	Sonic arm seat units with Beam components: 6504 (4 seats), 6500S3 (1 beam), 6500A2 (1 beam), 6507 (1 table), 6591B (1 Module)	\$4,450
VON504	Vion arm seat units with Beam components: 6342 (4 seats), 6500S3 (1 beam), 6500A2 (1 beam), 6507 (1 table), 6591B (1 Module)	\$5,482

*See next pages for individual model description, dimensions and starting list price.

SID505 - Shown



Approximate dimensions: 147"W x 24"D

Kit Layout	Description	Total (Grd. 1)
SID505	Sidero armless seat units with Beam components: 6931 (4 seats), 6500S3 (1 beam), 6500A3 (1 beam), 6507 (2 table)	\$4,926
DUT505	Duet armless seat units with Beam components: 6691 (4 seats), 6500S3 (1 beam), 6500A3 (1 beam), 6507 (2 table)	\$3,502
POP505	Popcorn armless seat units with Beam components: 6717 (4 seats), 6500S3 (1 beam), 6500A3 (1 beam), 6507 (2 table)	\$3,670
SON505	Sonic armless seat units with Beam components: 6501 (4 seats), 6500S3 (1 beam), 6500A3 (1 beam), 6507 (2 table)	\$4,018
VON505	Vion armless seat units with Beam components: 6340 (4 seats), 6500S3 (1 beam), 6500A3 (1 beam), 6507 (2 table)	\$5,650

*See next pages for individual model description, dimensions and starting list price.

VON506 - Shown



Approximate dimensions: 103"W x 103"D

Kit Layout	Description	Total (Grd. 1)
VON506	Vion arm seat units with Beam components: 6342 (6 seats), 6500S3 (2 beams), 6507-T2 (1 table), 6500A9 (1 Connector)	\$7,142
DUT504	Duet arm seat units with Beam components: 6690 (6 seats), 6500S3 (2 beams), 6507-T2 (1 table), 6500A9 (1 Connector)	\$5,024
POP505	Popcorn armless seat units with Universal arms and Beam components: 6717 (6 seats), 6500A8 (8 arms), 6500S3 (2 beams), 6507-T2 (1 table), 6500A9 (1 Connector)	\$5,892
SID504	Sidero arm seat units with Beam components: 6930 (6 seats), 6500S3 (2 beams), 6507-T2 (1 table), 6500A9 (1 Connector)	\$6,854
SON504	Sonic arm seat units with Beam components: 6504 (6 seats), 6500S3 (2 beams), 6507-T2 (1 table), 6500A9 (1 Connector)	\$5,594

*See next pages for individual model description, dimensions and starting list price.

SAMPLE LAYOUTS

SON507 - Shown



Approximate dimensions: 103"W x 103"D

Kit Layout	Description	Total (Grd. 1)
SON507	Sonic arm seat units with Beam components: 6506 (6 seats), 6500S3 (2 beams), 6507-T2 (1 table), 6500A9 (1 connector)	\$6,254
DUT507	Duet arm seat units with Beam components: 6690 (6 seats), 6500S3 (2 beams), 6507-T2 (1 table), 6500A9 (1 connector)	\$5,024
POP507	Popcorn armless seat units with Universal arms and Beam components: 6717 (6 seats), 6500S3 (2 beams), 6507-T2 (1 table), 6500A9 (1 connector) and 6500A8 (8 arms)	\$5,892
SID507	Sidero arm seat units with Beam components: 6930 (6 seats), 6500S3 (2 beams), 6507-T2 (1 table), 6500A9 (1 connector)	\$6,854
VON507	Vion arm seat units with Beam components: 6342 (6 seats), 6500S3 (2 beams), 6507-T2 (1 table), 6500A9 (1 connector)	\$7,142

*See next pages for individual model description, dimensions and starting list price.

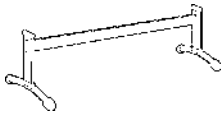
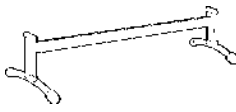
DUT508 - Shown

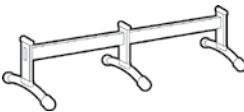






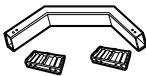






Approximate dimensions: 131"W x 78"D









Kit Layout	Description	Total (Grd. 1)
DUT508	Duet armless seat units with Beam components: 6691 (7 seats), 6500S3 (1 Beam), 6500S2 (2 Beams), 6507-T2 (2 Tables), 6500A9 (2 Connector), 6591B (2 Modules)	\$7,257
POP508	Popcorn armless seat units with Beam components: 6717 (7 seats), 6500S3 (1 Beam), 6500S2 (2 Beams), 6507-T2 (2 Tables), 6500A9 (2 Connector), 6591B (2 Modules)	\$7,551
SID508	Sidero armless seat units with Beam components: 6931 (7 seats), 6500S3 (1 Beam), 6500S2 (2 Beams), 6507-T2 (2 Tables), 6500A9 (2 Connector), 6591B (2 Modules)	\$9,749
SON508	Sonic armless seat units with Beam components: 6501 (7 seats), 6500S3 (1 Beam), 6500S2 (2 Beams), 6507-T2 (2 Tables), 6500A9 (2 Connector), 6591B (2 Modules)	\$8,160
VON507	Vion armless seat units with Beam components: 6340 (7 seats), 6500S3 (1 Beam), 6500S2 (2 Beams), 6507-T2 (2 Tables), 6500A9 (2 Connector), 6591B (2 Modules)	\$10,946





*See next pages for individual model description, dimensions and starting list price.

DESCRIPTION	FEATURES	MODEL#	STANDARD TEXTILE GRADES											
	Freestanding		1	2	3	4	5	6	7	8	9	10	11	12
		6500S2	\$748	-	-	-	-	-	-	-	-	-	-	-
		OVERALL DIMENSIONS			SEAT DIMENSIONS			BACK DIMENSIONS						
		W	D	H	W	D	H	W	H					
Beam - Accommodates 2 Seats COM Yardage: N/A Freight Class: 250 Product Weight (lbs.): 37 Cubic Feet Per Carton: 11 (1 per carton)		49.5	24	16	-	-	-	-	-	-	-	-		
		RTA 00												
	Freestanding		1	2	3	4	5	6	7	8	9	10	11	12
		6500S3	\$863	-	-	-	-	-	-	-	-	-	-	-
		OVERALL DIMENSIONS			SEAT DIMENSIONS			BACK DIMENSIONS						
		W	D	H	W	D	H	W	H					
Beam - Accommodates 3 Seats COM Yardage: N/A Freight Class: 250 Product Weight (lbs.): 43 Cubic Feet Per Carton: 16 (1 per carton)		74	24	16	-	-	-	-	-	-	-	-		
		RTA 00												



DESCRIPTION	FEATURES	MODEL#	STANDARD TEXTILE GRADES											
	Freestanding	6500S4	1	2	3	4	5	6	7	8	9	10	11	12
			\$1205	-	-	-	-	-	-	-	-	-	-	-
			OVERALL DIMENSIONS			SEAT DIMENSIONS			BACK DIMENSIONS					
			W	D	H	W	D	H	W	H				
			100	24	16	-	-	-	-	-	-	-		
Beam - Accommodates 4 Seats COM Yardage: N/A Freight Class: 250 Product Weight (lbs.): 58 Cubic Feet Per Carton: 22 (1 per carton)			RTA 00											
	Not Freestanding. Includes hardware.	6500A2	1	2	3	4	5	6	7	8	9	10	11	12
			\$571	-	-	-	-	-	-	-	-	-	-	-
			OVERALL DIMENSIONS			SEAT DIMENSIONS			BACK DIMENSIONS					
			W	D	H	W	D	H	W	H				
			47.5	24	16	-	-	-	-	-	-	-		
Beam Extender - Accommodates 2 Seats COM Yardage: N/A Freight Class: 85 Product Weight (lbs.): 36 Cubic Feet Per Carton: 10.5 (1 per carton)			RTA 00											
	Not Freestanding Includes hardware.	6500A3	1	2	3	4	5	6	7	8	9	10	11	12
			\$717	-	-	-	-	-	-	-	-	-	-	-
			OVERALL DIMENSIONS			SEAT DIMENSIONS			BACK DIMENSIONS					
			W	D	H	W	D	H	W	H				
			72	24	16	-	-	-	-	-	-	-		
Beam Extender - Accommodates 3 Seats COM Yardage: N/A Freight Class: 85 Product Weight (lbs.): 43 Cubic Feet Per Carton: 16 (1 per carton)			RTA 00											
	Not Freestanding. Includes hardware.	6500A4	1	2	3	4	5	6	7	8	9	10	11	12
			\$1074	-	-	-	-	-	-	-	-	-	-	-
			OVERALL DIMENSIONS			SEAT DIMENSIONS			BACK DIMENSIONS					
			W	D	H	W	D	H	W	H				
			98	24	16	-	-	-	-	-	-	-		
Beam Extender - Accommodates 4 Seats COM Yardage: N/A Freight Class: 85 Product Weight (lbs.): 58 Cubic Feet Per Carton: 21.75 (1 per carton)			RTA 00											
	Includes hardware.	6500A8	1	2	3	4	5	6	7	8	9	10	11	12
			\$161	-	-	-	-	-	-	-	-	-	-	-
			OVERALL DIMENSIONS			SEAT DIMENSIONS			BACK DIMENSIONS					
			W	D	H	W	D	H	W	H				
			2.5	10	14	-	-	-	-	-	-	-		
Universal Aluminum Arm w/Pad COM Yardage: N/A Freight Class: 85 Product Weight (lbs.): 3.5 Cubic Feet Per Carton: 0.5 (1 per carton)			RTA 00											

DESCRIPTION	FEATURES	MODEL#	STANDARD TEXTILE GRADES												
	Corner Connector Beam COM Yardage: N/A Freight Class: 85 Product Weight (lbs.): 9 Cubic Feet Per Carton: 0.07 (1 per carton)	Not Freestanding. Includes hardware.		1	2	3	4	5	6	7	8	9	10	11	12
			6500A9	\$313	-	-	-	-	-	-	-	-	-	-	-
			OVERALL DIMENSIONS			SEAT DIMENSIONS			BACK DIMENSIONS						
				W	D	H	W	D	H	W	H				
				1.75	24	3.25	-	-	-	-	-				
			RTA 00												
	Bolt Down Kit COM Yardage: N/A Freight Class: 85 Product Weight (lbs.): 8 Cubic Feet Per Carton: 0.6 (1 per carton)	Set of 4 brackets. Includes hardware.		1	2	3	4	5	6	7	8	9	10	11	12
			6500BD	\$148	-	-	-	-	-	-	-	-	-	-	-
			OVERALL DIMENSIONS			SEAT DIMENSIONS			BACK DIMENSIONS						
				W	D	H	W	D	H	W	H				
				17.75	17.75	1	-	-	-	-	-				
			RTA 00												
	Power Module COM Yardage: N/A Freight Class: 85 Product Weight (lbs.): 3.2 Cubic Feet Per Carton: 0.5 (1 per carton)	Under mount, 10 ft. cord. Black only.		1	2	3	4	5	6	7	8	9	10	11	12
			6591B	\$603	-	-	-	-	-	-	-	-	-	-	-
			OVERALL DIMENSIONS			SEAT DIMENSIONS			BACK DIMENSIONS						
				W	D	H	W	D	H	W	H				
				21	21	1	-	-	-	-	-				
			RTA 00												
	End Table Top COM Yardage: N/A Freight Class: 85 Product Weight (lbs.): 8 Cubic Feet Per Carton: 0.6 (1 per carton)	Includes hardware. Use on beams.		1	2	3	4	5	6	7	8	9	10	11	12
			6507	\$337	-	-	-	-	-	-	-	-	-	-	-
			OVERALL DIMENSIONS			SEAT DIMENSIONS			BACK DIMENSIONS						
				W	D	H	W	D	H	W	H				
				17.75	17.75	1	-	-	-	-	-				
			RTA 00												
	Square Corner Table Top COM Yardage: N/A Freight Class: 85 Product Weight (lbs.): 14 Cubic Feet Per Carton: 1.9 (1 per carton)	Includes hardware. Use on beams.		1	2	3	4	5	6	7	8	9	10	11	12
			6507-T1	400	-	-	-	-	-	-	-	-	-	-	-
			OVERALL DIMENSIONS			SEAT DIMENSIONS			BACK DIMENSIONS						
				W	D	H	W	D	H	W	H				
				21	21	1	-	-	-	-	-				
			RTA 00												

DESCRIPTION	FEATURES	MODEL#	STANDARD TEXTILE GRADES												
	Radius Corner Table Top COM Yardage: N/A Freight Class: 85 Product Weight (lbs.): 14 Cubic Feet Per Carton: 1.9 (1 per carton)	Includes hardware. Use on beams.	6507-T2	1	2	3	4	5	6	7	8	9	10	11	12
				\$441	-	-	-	-	-	-	-	-	-	-	-
				OVERALL DIMENSIONS			SEAT DIMENSIONS			BACK DIMENSIONS					
				W	D	H	W	D	H	W	H				
				21	21	1	-	-	-		-	-			
				RTA 00											
	Coffee Table COM Yardage: N/A Freight Class: 85 Product Weight (lbs.): 52 Cubic Feet Per Carton: 12.25 (1 per carton)		6507-CT	1	2	3	4	5	6	7	8	9	10	11	12
				\$975	-	-	-	-	-	-	-	-	-	-	-
				OVERALL DIMENSIONS			SEAT DIMENSIONS			BACK DIMENSIONS					
				W	D	H	W	D	H	W	H				
				24	42	17.5	-	-	-		-	-			
				RTA 00											
	Seat Unit w/Arms COM Yardage: N/A Freight Class: 250 Product Weight (lbs.): 19 Cubic Feet Per Carton: 4.88 (2 per carton)	Duet Use with beams.	6690	1	2	3	4	5	6	7	8	9	10	11	12
				\$424	-	-	-	-	-	-	-	-	-	-	-
				OVERALL DIMENSIONS			SEAT DIMENSIONS			BACK DIMENSIONS					
				W	D	H	W	D	H	W	H				
				25.5	21	18	18	17.5	-		18	16			
				RTA 00											
	Armless Seat Unit COM Yardage: N/A Freight Class: 150 Product Weight (lbs.): 18 Cubic Feet Per Carton: 3.25 (2 per carton)	Duet Use with beams.	6691	1	2	3	4	5	6	7	8	9	10	11	12
				\$312	-	-	-	-	-	-	-	-	-	-	-
				OVERALL DIMENSIONS			SEAT DIMENSIONS			BACK DIMENSIONS					
				W	D	H	W	D	H	W	H				
				18	21	18	18	17.5	-		18	16			
				RTA 00											
	Seat Unit w/Arms COM Yardage: 0.75 Freight Class: 250 Product Weight (lbs.): 19 Cubic Feet Per Carton: 4.88 (2 per carton)	Duet Upholstered Seat. Use with beams.	6692	1	2	3	4	5	6	7	8	9	10	11	12
				\$519	\$557	\$586	\$627	\$687	\$705	\$760	\$856	\$906	\$998	\$1121	\$1275
				OVERALL DIMENSIONS			SEAT DIMENSIONS			BACK DIMENSIONS					
				W	D	H	W	D	H	W	H				
				25.5	21	18	18	17.5	-		18	16			
				RTA 00											

DESCRIPTION	FEATURES	MODEL#	STANDARD TEXTILE GRADES											
			1	2	3	4	5	6	7	8	9	10	11	12
		6693	\$403	\$441	\$469	\$511	\$570	\$589	\$642	\$740	\$790	\$880	\$1005	\$1158
		OVERALL DIMENSIONS			SEAT DIMENSIONS			BACK DIMENSIONS						
		W	D	H	W	D	H	W	H					
Armless Seat Unit COM Yardage: 0.75 Freight Class: 150 Product Weight (lbs.): 19 Cubic Feet Per Carton: 3.25 (2 per carton)	Duet Upholstered Seat. Use with beams.		18	21	18	18	17.5	-		18	16			
		RTA 00												
			1	2	3	4	5	6	7	8	9	10	11	12
		6697	\$550	\$588	\$616	\$658	\$717	\$736	\$789	\$887	\$937	\$1027	\$1152	\$1305
		OVERALL DIMENSIONS			SEAT DIMENSIONS			BACK DIMENSIONS						
		W	D	H	W	D	H	W	H					
Seat Unit w/Arms COM Yardage: 0.75 Freight Class: 150 Product Weight (lbs.): 20 Cubic Feet Per Carton: 4.88 (2 per carton)	Duet Upholstered Seat and Back. Use with beams.		25.5	21	18	18	17.5	-		18	16			
		RTA 00												
			1	2	3	4	5	6	7	8	9	10	11	12
		6698	\$449	\$487	\$516	\$557	\$617	\$635	\$690	\$788	\$836	\$928	\$1051	\$1205
		OVERALL DIMENSIONS			SEAT DIMENSIONS			BACK DIMENSIONS						
		W	D	H	W	D	H	W	H					
Armless Seat Unit COM Yardage: 0.75 Freight Class: 150 Product Weight (lbs.): 19 Cubic Feet Per Carton: 3.25 (2 per carton)	Duet Upholstered Seat and Back. Use with beams.		18	21	18	18	17.5	-		18	16			
		RTA 00												
			1	2	3	4	5	6	7	8	9	10	11	12
		6717	354	-	-	-	-	-	-	-	-	-	-	-
		OVERALL DIMENSIONS			SEAT DIMENSIONS			BACK DIMENSIONS						
		W	D	H	W	D	H	W	H					
Armless Seat Unit COM Yardage: N/A Freight Class: 150 Product Weight (lbs.): 17 Cubic Feet Per Carton: 6.5 (2 per carton)	Popcorn Polypropylene Seat and Back. use with beam		20	21	18	18	18	-		19.5	16			
		RTA 00												
			1	2	3	4	5	6	7	8	9	10	11	12
		6719	462	496	518	551	599	621	667	735	789	849	970	1102
		OVERALL DIMENSIONS			SEAT DIMENSIONS			BACK DIMENSIONS						
		W	D	H	W	D	H	W	H					
Armless Seat Unit COM Yardage: 0.75 Freight Class: 150 Product Weight (lbs.): 18 Cubic Feet Per Carton: 6.5 (2 per carton)	Popcorn Upholstered Seat and Polypropylene Back. Use with beam.		20	21	18	18	18	-		19.5	16			
		RTA 00												

DESCRIPTION	FEATURES	MODEL#	STANDARD TEXTILE GRADES																		
	Seat Unit w/Arms COM Yardage: 1.25 Freight Class: 300 Product Weight (lbs.): 20 Cubic Feet Per Carton: 9.75	Sidero Upholstered Seat and Back. Use with beam.																			
			1	2	3	4	5	6	7	8	9	10	11	12							
			6930	729	779	818	875	954	992	1065	1181	1271	1370	1575	1790						
			OVERALL DIMENSIONS			SEAT DIMENSIONS			BACK DIMENSIONS												
			W	D	H	W	D	H	W	H											
			25.5	23.5	19	19.5	18	-	19	15.5											
			RTA 00																		
	Armless Seat Unit COM Yardage: 1.25 Freight Class: 300 Product Weight (lbs.): 18 Cubic Feet Per Carton: 9.75	Sidero Upholstered Seat and Back. Use with beam.																			
			1	2	3	4	5	6	7	8	9	10	11	12							
			6931	668	718	757	814	893	931	1004	1120	1210	1309	1514	1729						
			OVERALL DIMENSIONS			SEAT DIMENSIONS			BACK DIMENSIONS												
			W	D	H	W	D	H	W	H											
			21	23.5	19	19.5	18	-	19	15.5											
			RTA 00																		
	Armless Seat Unit COM Yardage: N/A Freight Class: 250 Product Weight (lbs.): 12 Cubic Feet Per Carton: 3.25 (2 per carton)	Sonic Polypropylene Seat and Back. Use with Beam.																			
			1	2	3	4	5	6	7	8	9	10	11	12							
			6501	\$441	-	-	-	-	-	-	-	-	-	-	-						
			OVERALL DIMENSIONS			SEAT DIMENSIONS			BACK DIMENSIONS												
			W	D	H	W	D	H	W	H											
			20	21.5	17	17	16	-	17	15											
			RTA 00 																		
	Armless Seat Unit COM Yardage: 0.75 Freight Class: 250 Product Weight (lbs.): 12 Cubic Feet Per Carton: 3.25 (2 per carton)	Sonic Upholstered Seat and Polypropylene Back. Use with Beam.																			
			1	2	3	4	5	6	7	8	9	10	11	12							
			6502	\$497	\$528	\$547	\$581	\$629	\$643	\$685	\$762	\$800	\$871	\$969	\$1093						
			OVERALL DIMENSIONS			SEAT DIMENSIONS			BACK DIMENSIONS												
			W	D	H	W	D	H	W	H											
			20	22	17	17	16	-	17	15											
			RTA 00 																		
	Armless Seat Unit COM Yardage: 0.75 Freight Class: 150 Product Weight (lbs.): 13 Cubic Feet Per Carton: 3.25 (2 per carton)	Sonic Upholstered Seat and Back. Use with Beam.																			
			1	2	3	4	5	6	7	8	9	10	11	12							
			6503	\$550	\$579	\$600	\$634	\$680	\$697	\$736	\$815	\$853	\$924	\$1024	\$1144						
			OVERALL DIMENSIONS			SEAT DIMENSIONS			BACK DIMENSIONS												
			W	D	H	W	D	H	W	H											
			20	22	17	17	16	-	17	15											
			RTA 00 																		

DESCRIPTION	FEATURES	MODEL#	STANDARD TEXTILE GRADES												
	Seat Unit w/Arms COM Yardage: 1 Freight Class: 250 Product Weight (lbs.): 21 Cubic Feet Per Carton: 9.75	Vion Upholstered Seat and Mesh Back. Use with beam.		1	2	3	4	5	6	7	8	9	10	11	12
			6342	\$777	\$817	\$849	\$894	\$957	\$986	\$1046	\$1138	\$1208	\$1288	\$1452	\$1627
			OVERALL DIMENSIONS			SEAT DIMENSIONS			BACK DIMENSIONS						
			W	D	H	W	D	H	W	H					
			25.5	23.5	20.5	17.5	18	-		19	17				
			RTA 00												
	Seat Unit w/Arms COM Yardage: 1 Freight Class: 250 Product Weight (lbs.): 21 Cubic Feet Per Carton: 9.75	Vion Upholstered Seat and Back. Use with beam.		1	2	3	4	5	6	7	8	9	10	11	12
			6343	\$899	\$948	\$987	\$1043	\$1123	\$1159	\$1233	\$1348	\$1437	\$1537	\$1742	\$1959
			OVERALL DIMENSIONS			SEAT DIMENSIONS			BACK DIMENSIONS						
			W	D	H	W	D	H	W	H					
			25.5	23.5	20.5	17.5	18	-		19	17				
			RTA 00												

CAPRICE™



model 3365 (TUN)



model 3365C (TUN)

STANDARD FEATURES

- Modern light scale guest seating.
- Durable molded armcaps in Black Only.
- Frame is standard in a Tungsten colored finish (TUN).
- Standard with Black “bullet style” glides.
- Non-castered models can be joined together using ganging clamp model 6522.
- C1 dual wheel carpet casters are standard on models 3365C and 3365CLM.
- Does not stack.
- Check textile availability prior to specifying upholstery material.

Frame finish

- (TBL) Black
- (TCC) Cactus
- (TDJ) Dijon
- (TEG) Eggplant
- (TFR) Frost
- (TIV) Cloud
- (TLA) Latte
- (TNE) Nevada
- (TSN) Sand
- (TTU) Tungsten
- (ACO) Antique Copper. Add \$346
- (BCH) Brushed Chrome. Add \$227
- (CHM) Chrome. Upcharge varies.
- (SBR) Satin Brass. Add \$346
- Please Specify.
- (TBZ) Buzz Blue
- (TCR) Carrot
- (TDW) Designer White
- (TFO) Fog
- (TIN) Ink
- (TKA) Kalua
- (TOA) Toast
- (TSH) Shadow
- (TSR) Scarlet
- A Chrome (CHM) finish is also available. Add \$81 for side chairs. Add \$135 for counter and bar stools.

OPTIONAL FEATURES

- Optional steel cushioned glides (B) are available. Add \$31. Please specify.
- For hard surface flooring casters, specify C9R. Add \$72.

DESCRIPTION

FEATURES

MODEL#

STANDARD TEXTILE GRADES



Armchair 4 Legged
COM Yardage: 1.25
Freight Class: 300
Product Weight (lbs.): 22
Cubic Feet Per Carton: 14.5

Does not stack.

	1	2	3	4	5	6	7	8	9	10	11	12
3365	\$890	\$937	\$977	\$1030	\$1104	\$1133	\$1202	\$1328	\$1391	\$1506	\$1666	\$1864

OVERALL DIMENSIONS

W D H

SEAT DIMENSIONS

W D H

BACK DIMENSIONS

W H

25	24	31.5	19.5	19.5	18.5	18	13
----	----	------	------	------	------	----	----

RTA 00



Armchair 4 Legged w/casters
COM Yardage: 1.25
Freight Class: 300
Product Weight (lbs.): 23
Cubic Feet Per Carton: 14.5

Does not stack.

	1	2	3	4	5	6	7	8	9	10	11	12
3365C	\$1035	\$1083	\$1121	\$1177	\$1250	\$1280	\$1349	\$1478	\$1540	\$1660	\$1822	\$2026

OVERALL DIMENSIONS

W D H

SEAT DIMENSIONS

W D H

BACK DIMENSIONS

W H

25	23.5	32.5	19.5	18.5	18	18	14.5
----	------	------	------	------	----	----	------

RTA 00



Barstool - 4 Legged
COM Yardage: 1.25
Freight Class: 300
Product Weight (lbs.): 32
Cubic Feet Per Carton: 20

Does not stack.

	1	2	3	4	5	6	7	8	9	10	11	12
3369	\$1125	\$1173	\$1211	\$1267	\$1343	\$1371	\$1439	\$1568	\$1629	\$1750	\$1911	\$2116

OVERALL DIMENSIONS

W D H

SEAT DIMENSIONS

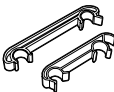

W D H

BACK DIMENSIONS

W H

25	26.5	45.5	19.5	19.5	30.5	18	13
----	------	------	------	------	------	----	----

RTA 00

DESCRIPTION	FEATURES	MODEL#	STANDARD TEXTILE GRADES											
			1	2	3	4	5	6	7	8	9	10	11	12
		6522	\$35	-	-	-	-	-	-	-	-	-	-	-
		OVERALL DIMENSIONS			SEAT DIMENSIONS			BACK DIMENSIONS						
		W	D	H	W	D	H	W	H					
Ganging Brackets COM Yardage: N/A Freight Class: 70 Product Weight (lbs.): 0.16 Cubic Feet Per Carton: 1 (25 per Carton)		00.87	7.75	1.5	-	-	-	-	-					
		RTA 00												

CHAP™



Wood Back Armchair
model 1010



Upholstered Back Armchair
model 1015



Upholstered Round Back
Armchair model 1002




Wood Round Back Armchair
model 1003


STANDARD FEATURES


- Chap offers mid-century modern styling in a finely crafted beechwood armchair series.
- Upholstered, wood and open frame backs available.
- Straight back models are available with exposed wood or upholstered front seat rails.
- Custom stain matching is not available on models 1002 and 1003.
- Check textile availability prior to specifying upholstery material.
- Does not stack.




OPTIONAL FEATURES

- Round back models 1002 and 1003: frame is available in select finishes only (*).
- **Frame finish**
 - (AAM) Absolute*
 - (BKM) Black*
 - (ACM) Cherry*
 - (EOM) English Oak
 - (ECM) Espresso Cafe*
 - (TFM) Fruitwood
 - (HGM) Gray
 - (AHM) Honey
 - (TMM) Mahogany*
 - (AVM) Maple
 - (MWM) Medium Walnut*
 - (NLW) Natural Walnut
 - (ASM) Night*
 - (NMM) Noce Medio*
 - (SKM) Shaker Cherry*
 - (TWM) Walnut*
 - (WTM) WC Cream*
 - (WHM) White*
 - (WCM) Winter CherryPlease Specify.
*Round back models 1002 and 1003 available in these finishes only.

DESCRIPTION	FEATURES	MODEL#	STANDARD FABRIC GRADES											
	Wood Back Armchair w/ Upholstered Seat Front COM Yardage: 1 Freight Class: 250 Product Weight (lbs.): 33 Cubic Feet Per Carton: 15.75 Does not stack. Ergonomic Features M, N	1010	1	2	3	4	5	6	7	8	9	10	11	12
			\$1355	\$1392	\$1419	\$1458	\$1514	\$1540	\$1591	\$1672	\$1733	\$1804	\$1948	\$2100
			OVERALL DIMENSIONS			SEAT DIMENSIONS			BACK DIMENSIONS					
			W	D	H	W	D	H	W	H				
			25.5	25	31		21	20	18		20.5		13.5	
			RTA 00											

	Upholstered Back Armchair w/ Upholstered Seat Front COM Yardage: 1.5 Freight Class: 250 Product Weight (lbs.): 33 Cubic Feet Per Carton: 15.75 Does not stack. Ergonomic Features M, N	1011	1	2	3	4	5	6	7	8	9	10	11	12
			\$1361	\$1422	\$1467	\$1536	\$1633	\$1678	\$1765	\$1905	\$2013	\$2133	\$2379	\$2634
			OVERALL DIMENSIONS			SEAT DIMENSIONS			BACK DIMENSIONS					
			W	D	H	W	D	H	W	H				
			25.5	25	31.5		21	20	18		20.5		13.5	
			RTA 00											

	Wood Back Armchair w/ Wood Front Rail COM Yardage: 1 Freight Class: 250 Product Weight (lbs.): 33 Cubic Feet Per Carton: 15.75 Does not stack. Ergonomic Features M, N	1014	1	2	3	4	5	6	7	8	9	10	11	12
			\$1355	\$1392	\$1419	\$1458	\$1514	\$1540	\$1591	\$1672	\$1733	\$1804	\$1948	\$2100
			OVERALL DIMENSIONS			SEAT DIMENSIONS			BACK DIMENSIONS					
			W	D	H	W	D	H	W	H				
			25.5	25	31		21	20	18		20.5		13.5	
			RTA 00											

DESCRIPTION	FEATURES	MODEL#	STANDARD FABRIC GRADES												
	Upholstered Back Armchair w/ Wood Front Rail COM Yardage: 1.5 Freight Class: 250 Product Weight (lbs.): 33 Cubic Feet Per Carton: 15.75	Does not stack. Ergonomic Features M, N	1015	1	2	3	4	5	6	7	8	9	10	11	12
				\$1361	\$1422	\$1467	\$1536	\$1633	\$1678	\$1765	\$1905	\$2013	\$2133	\$2379	\$2634
				OVERALL DIMENSIONS			SEAT DIMENSIONS			BACK DIMENSIONS					
				W	D	H	W	D	H	W	H				
				25.5	25	31.5	21	20	18	20.5	13.5				
			RTA 00												
	Upholstered Round Back Armchair w/ Upholstered Seat Front COM Yardage: 1.5 Freight Class: 300 Product Weight (lbs.): 26 Cubic Feet Per Carton: 13.25	Does not stack. Ergonomic Features M, N	1002	1	2	3	4	5	6	7	8	9	10	11	12
				\$1532	\$1582	\$1620	\$1677	\$1756	\$1794	\$1866	\$1981	\$2069	\$2168	\$2371	\$2587
				OVERALL DIMENSIONS			SEAT DIMENSIONS			BACK DIMENSIONS					
				W	D	H	W	D	H	W	H				
				24.5	24.5	30	22	20	18	20	12.5				
			RTA 00												
	Wood Round Back Armchair w/ Upholstered Seat Front COM Yardage: 1 Freight Class: 300 Product Weight (lbs.): 25 Cubic Feet Per Carton: 13.25	Does not stack. Ergonomic Features M, N	1003	1	2	3	4	5	6	7	8	9	10	11	12
				\$1355	\$1392	\$1419	\$1458	\$1514	\$1540	\$1591	\$1672	\$1733	\$1804	\$1948	\$2100
				OVERALL DIMENSIONS			SEAT DIMENSIONS			BACK DIMENSIONS					
				W	D	H	W	D	H	W	H				
				24.5	24.5	30	22	20	18	20	12.5				
			RTA 00												

COMET™

model 2171 (BK)

**model 2172 (TUN)****model 2174 (TUN)**

model 2183 (BK)

STANDARD FEATURES





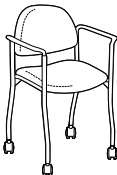



- Reinforced models incorporate welded corner gussets for additional strength and support.
- Heavy Duty models 2173 and 2174 use Ultracell® seat foam for lasting comfort.
- Models 2171 and 2172 stack 5 high on floor or 8 high on dolly 2125WS for easy storage.
- WS** models have a wall saver frame design.
- Models with corner gussets are not recommended for stacking due to their heavy duty design.
- Stacked chairs may leave frame impressions in chair(s) below.
- Two ganging plates are packed at no charge with each table to attach to two chairs only. Order separately for additional chair-to-chair ganging.
- All Specifications and Pricing are for 1 chair.

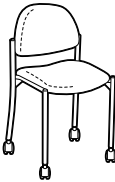









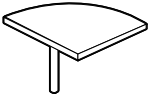

OPTIONAL FEATURES

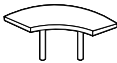
- Optional steel cushioned glides **(B)** are available on models 2171, 2172, 2173, 2174, 2183, and 2184. Add \$34. Please specify.
- Frame finish**

(TBL) Black	(TBZ) Buzz Blue
(TCC) Cactus	(TCR) Carrot
(TDJ) Dijon	(TDW) Designer White
(TEG) Eggplant	(TFO) Fog
(TFR) Frost	(TIN) Ink
(TIV) Cloud	(TKA) Kalua
(TLA) Latte	(TMO) Mocha
(TOA) Toast	(TNE) Nevada
(TSH) Shadow	(TSN) Sand
(TSR) Scarlet	(TTU) Tungsten

Please Specify.
- Check textile availability prior to specifying upholstery material.

DESCRIPTION	FEATURES	MODEL#	STANDARD TEXTILE GRADES											
 2171	 2171WS		1	2	3	4	5	6	7	8	9	10	11	12
		2171	\$358	\$396	\$427	\$468	\$529	\$555	\$603	\$705	\$755	\$852	\$977	\$1138
		2171WS	\$412	\$455	\$482	\$527	\$590	\$609	\$666	\$767	\$817	\$915	\$1045	\$1208
		Wall Saver												
		OVERALL DIMENSIONS			SEAT DIMENSIONS			BACK DIMENSIONS						
		W	D	H	W	D	H	W	H					
		0	0	0	18	17	18.5	17.5	15					
		RTA 00												
			1	2	3	4	5	6	7	8	9	10	11	12
		2171C	\$537	\$575	\$603	\$643	\$702	\$724	\$774	\$872	\$915	\$1008	\$1127	\$1281
		OVERALL DIMENSIONS			SEAT DIMENSIONS			BACK DIMENSIONS						
		W	D	H	W	D	H	W	H					
		23	22	32.5	18	17.5	18.5	17	14					
		RTA 00												
 2172	 2172WS		1	2	3	4	5	6	7	8	9	10	11	12
		2172	\$270	\$308	\$339	\$383	\$441	\$465	\$516	\$618	\$666	\$760	\$889	\$1049
		2172WS	\$327	\$370	\$397	\$442	\$502	\$525	\$582	\$684	\$732	\$830	\$960	\$1120
		Wall Saver												
		OVERALL DIMENSIONS			SEAT DIMENSIONS			BACK DIMENSIONS						
		W	D	H	W	D	H	W	H					
		0	0	0	18	17.5	18.5	17.5	14					
		RTA 00												
			1	2	3	4	5	6	7	8	9	10	11	12
		2172C	\$537	\$575	\$603	\$643	\$702	\$724	\$774	\$872	\$915	\$1008	\$1127	\$1281
		OVERALL DIMENSIONS			SEAT DIMENSIONS			BACK DIMENSIONS						
		W	D	H	W	D	H	W	H					
		23	22	32.5	18	17.5	18.5	17	14					
		RTA 00												

DESCRIPTION		FEATURES	MODEL#	STANDARD TEXTILE GRADES												
		<p>Reinforced Armless Chair w/casters COM Yardage: 1 Freight Class: 250 Product Weight (lbs.): 14.33 Cubic Feet Per Carton: 4.5 (3 per carton)</p> <p>Does not stack. Ergonomic Features: M, N</p>	2172C	1	2	3	4	5	6	7	8	9	10	11	12	
				\$442	\$479	\$506	\$548	\$602	\$625	\$676	\$774	\$820	\$909	\$1031	\$1182	
				OVERALL DIMENSIONS			SEAT DIMENSIONS			BACK DIMENSIONS						
				W	D	H	W	D	H	W	H					
				19	22	32.5	17.5	17.5	14			17		15		
				RTA 00												
 		<p>Reinforced Armchair COM Yardage: 1 Freight Class: 250 Product Weight (lbs.):15.33 Cubic Feet Per Carton: 3.92 (3 per carton)</p> <p>Does not stack. Ergonomic Features: M, N</p>	2173	1	2	3	4	5	6	7	8	9	10	11	12	
				\$498	\$538	\$567	\$608	\$670	\$695	\$746	\$849	\$899	\$992	\$1118	\$1279	
				2173WS	\$560	\$600	\$630	\$674	\$735	\$758	\$813	\$915	\$965	\$1062	\$1192	\$1353
				Wall Saver	OVERALL DIMENSIONS			SEAT DIMENSIONS			BACK DIMENSIONS					
				23	22	32	18	17.5	18.5			17.5		14		
				RTA 00												
 		<p>Reinforced Armless Chair COM Yardage: 1 Freight Class: 250 Product Weight (lbs.):14.33 Cubic Feet Per Carton: 3.83 (3 per carton)</p> <p>Does not stack. Ergonomic Features: M, N</p>	2174	1	2	3	4	5	6	7	8	9	10	11	12	
				\$407	\$447	\$476	\$520	\$576	\$602	\$655	\$758	\$803	\$900	\$1027	\$1184	
				2174WS	\$467	\$507	\$537	\$582	\$642	\$665	\$722	\$824	\$872	\$970	\$1100	\$1260
				Wall Saver	OVERALL DIMENSIONS			SEAT DIMENSIONS			BACK DIMENSIONS					
				20	22	32	18	17	18.5			17.5		13.5		
				RTA 00												
		<p>Ganging Plate COM Yardage: N/A Freight Class: 70 Product Weight (lbs.): 2.1 Cubic Feet Per Carton: 0.1</p>	2176	1	2	3	4	5	6	7	8	9	10	11	12	
				\$86	-	-	-	-	-	-	-	-	-	-	-	
				OVERALL DIMENSIONS			SEAT DIMENSIONS			BACK DIMENSIONS						
				W	D	H	W	D	H	W	H					
				13.25	4.75	00.06	-	-	-			-		-		
				RTA 00												
		<p>Corner Table Radius COM Yardage: N/A Freight Class: 70 Product Weight (lbs.): 23 Cubic Feet Per Carton: 1.3</p>	2178 Radius	1	2	3	4	5	6	7	8	9	10	11	12	
				\$326	-	-	-	-	-	-	-	-	-	-	-	
				OVERALL DIMENSIONS			SEAT DIMENSIONS			BACK DIMENSIONS						
				W	D	H	W	D	H	W	H					
				18	18	17.5	-	-	-			-		-		
				RTA 8												




Corner Table Crescent
COM Yardage: N/A
Freight Class: 85
Product Weight (lbs.): 43
Cubic Feet Per Carton: 3.5

MODEL#	STANDARD TEXTILE GRADES											
	1	2	3	4	5	6	7	8	9	10	11	12
2179	\$455	-	-	-	-	-	-	-	-	-	-	-
Crescent												
OVERALL DIMENSIONS			SEAT DIMENSIONS			BACK DIMENSIONS						
W	D	H	W	D	H	W	H					
0	0	0	-	-	-	-	-					




Ganging Clamp
COM Yardage: N/A
Freight Class: 70
Product Weight (lbs.): 0.2
Cubic Feet Per Carton: 0.04


	1	2	3	4	5	6	7	8	9	10	11	12
2180	\$35	-	-	-	-	-	-	-	-	-	-	-
OVERALL DIMENSIONS			SEAT DIMENSIONS			BACK DIMENSIONS						
W	D	H		W	D	H				W	H	
00.87	7.75	1.5		-	-	-				-	-	
RTA 00												



Reinforced Armchair Square Back
COM Yardage: 1
Freight Class: 250
Product Weight (lbs.):15.33
Cubic Feet Per Carton: 4.17 (3 per carton)


Does not stack.
Ergonomic Features:
M, N

	1	2	3	4	5	6	7	8	9	10	11	12
2183	\$428	\$468	\$495	\$538	\$599	\$625	\$674	\$779	\$828	\$922	\$1048	\$1209
OVERALL DIMENSIONS			SEAT DIMENSIONS			BACK DIMENSIONS						
W	D	H		W	D	H			W		H	
23	20	32		18	17.5	18.5			18		13.5	
RTA 00												



Reinforced Armless Chair Square Back
COM Yardage: 1
Freight Class: 250
Product Weight (lbs.): 14.33
Cubic Feet Per Carton: 4.17 (3 per carton)

Does not stack.
Ergonomic Features:
M, N

	1	2	3	4	5	6	7	8	9	10	11	12
2184	\$337	\$375	\$404	\$447	\$508	\$530	\$585	\$684	\$732	\$827	\$954	\$1113
OVERALL DIMENSIONS			SEAT DIMENSIONS			BACK DIMENSIONS						
W	D	H		W	D	H			W		H	
19.5	20	32		18	17.5	18.5			18		13.5	
RTA 00												

DIPLOMAT






model 2105

STANDARD FEATURES

- A contoured seat and back are accented by wood arms providing comfort and classic styling.
- For complementary task chairs see page 42.
- Models 2105 and 2108 can be joined together using model 6526 ganging clamp.
- Does not stack.
- When upholstered in Leather, models will be in all Leather.
- Check textile availability prior to specifying upholstery material.

OPTIONAL FEATURES

- Frames are standard in a Black (**TBL**), Tungsten (**TTU**), or (**TSH**) Shadow frame finish at no upcharge and Chrome (**CHM**) frame finish, please add \$64.
- Wood capped arms are available in Absolute (**AAM**), Black (**BKM**), Cherry (**ACM**), Espresso Cafe (**ECM**), English Oak (**EOM**), Fruitwood (**TFM**), Gray (**HGM**), Honey (**AHM**), Mahogany (**TMM**), Maple (**AVM**), Medium Walnut (**MWM**), Natural Walnut (**NLW**), Night (**ASM**), Noce Biondo (**NBM**), Noce Grigio (**NGM**), Noce Leggero (**NEM**), Noce Medio (**NMM**), Shaker Cherry (**SKM**), Walnut (**TWM**), WC Cream (**WTM**), White (**WHM**) and Winter Cherry (**WCM**). Please Specify. Genuine maple faced veneers and solids are used.
- Optional steel cushioned glides (**B**) on model 2105. Add \$31. Please specify.

DESCRIPTION	FEATURES	MODEL#	STANDARD TEXTILE GRADES												
	Armchair Wood caps arms COM Yardage: 1.25 Freight Class: 250 Product Weight (lbs.): 25 Cubic Feet Per Carton: 11.75	Does not stack.	Ergonomic Features: M, N												
				OVERALL DIMENSIONS			SEAT DIMENSIONS			BACK DIMENSIONS					
				W	D	H	W	D	H	W	H				
				24	22	34.5	20.5	17	18.5	20.5	16				
				RTA 00											
	Armless Side Chair COM Yardage: 1.25 Freight Class: 300 Product Weight (lbs.): 22 Cubic Feet Per Carton: 11.75	Does not stack.	Ergonomic Features: M, N												
				OVERALL DIMENSIONS			SEAT DIMENSIONS			BACK DIMENSIONS					
				W	D	H	W	D	H	W	H				
				21.5	22	34.5	20.5	17	18.5	20.5	16				
				RTA 00											
	Armless Barstool COM Yardage: 1.25 Freight Class: 250 Product Weight (lbs.): 30 Cubic Feet Per Carton: 14.75	Does not stack.	Ergonomic Features: M, N												
				OVERALL DIMENSIONS			SEAT DIMENSIONS			BACK DIMENSIONS					
				W	D	H	W	D	H	W	H				
				21	23.5	44.5	20	17	28	20.5	17.5				
				RTA 00											

DUET™



model 6620



model 6621G



model 6627



model 6621TR



model 6632



model 6720PB



model 6720



model 6692 (2 units) on 6500S2 (Beam)

STANDARD FEATURES






- Unique high density seating that is both comfortable and durable.
- Tablet arms are extremely rugged and meets ANSI-BIFMA testing requirements. Tablet hinges up to allow ease of egress. Tablet slides forward and back to accommodate any body size comfortably. Tablet models do not stack.
- Standard tablet (**D8**) size is 18"D x 14 1/2"W and is made of black polymer. Tablets are attached at the left or right (as seated). Tablet arms are not available on stools. Tablet models do not stack.
- All sled-base models have a wall saver frame design with rear legs contacting the wall first leaving clearance between the seat back and wall.
- Armless "G" models feature a patented interlocking feature that allows chairs to be ganged together in rows.
- Model 6626 ganging clamp set is available for use on all armchairs and standard armless models. These brackets snap on the front and rear of the sled base allowing these models to connect together in rows. In Black finish only.
- Clear polycarbonate glides (**CG**) are standard and suitable for carpet, rubber or concrete flooring.
- Weight capacity for this series is 300 lbs.
- Dual wheel carpet casters (**C1**) are standard on task chairs.
- Duet beam seating consists of upper seat units (models 6690, 6691, 6692, 6693, 6697 and 6698) including mounting brackets and all hardware necessary for attachment to beam.
- For all beam components, tables and a complete list of available upper seat units, see Beam Seating series.
- **Specifications and pricing are for 1 chair.**
- Pedestal base models provide fixed location seating for use in auditoriums, classrooms, jury boxes, public venues and more. The base must be mounted to the floor (mounting hardware not included). See Pedestal Base Installation Guide for details.
- Check textile availability prior to specifying upholstery material.










OPTIONAL FEATURES






- Polypropylene seats, backs and coordinating arms are available in 14 designer colors. Choose from Buzz Blue (**BZB**), Cactus (**CCT**), Carrot (**CRO**), Cloud (**IVC**), Dijon (**DJN**), Eggplant (**EGP**), Fog (**FOG**), Frost (**FRO**), Ink (**INK**), Latte (**LAB**), Night (**BLK**), Sand (**SND**), Scarlet (**SAR**), and Shadow (**SHW**).
- An optional 18.5"D x 18.5"W high pressure laminate writing tablet is available. The core is hardwood veneer plywood with radiused edge finished in clear lacquer. This writing tablet is offered in the following finishes: Black (**BLK**), Clear Maple (**CMB**), Designer White (**DWT**) and Noce Grigio (**NGL**). Please specify. Add \$64.
- Chairs will have additional stitch details when upholstered in vinyl.
- A selection of glide options is available. Glide must be chosen to best suit flooring type and site conditions.
- Chrome frame is optionally available without glides (**WS**) and is suitable for rubberized and carpeted floors, please specify. No upcharge
- Glides with felt pads (**FG**) are available for vinyl sheet, cork or laminate flooring, please specify. Add \$34
- Glides with rubber pads (**RG**) are available for vinyl, hardwood, laminate, stone or ceramic flooring, please specify. Add \$34.
- Glides with stainless steel pads (**SG**) are available for carpet or rubber flooring, please specify. Add \$34.
- For task base models, hard surface flooring casters are available. Specify (**C9R**). Add \$72.
- Pedestal base models have black base with 2" height adjustable cylinders. Specify (**SCC**) swivel, auto return to max height (no upcharge); (**SN**) non-swivel, auto return to max height (Add \$21); or, (**SC**) swivel, self-centering and return to max height (add \$33).









	Duet Chairs Stacking Capability		Duet Stools Stacking Capability	
	Stacking on floor	Stacking on dolly #6624	Stacking on floor	Stacking on dolly
Armless				
Polypropylene seat & back	up to 12 high	up to 40* high	up to 12 high	N/A
Polypropylene back & upholstered seat	up to 5 high	up to 12 high	up to 5 high	N/A
Upholstered seat & back	up to 5 high	up to 12 high	up to 5 high	N/A
With Arms				
Polypropylene seat & back	up to 5 high	up to 24 high	up to 5 high	N/A
Polypropylene back & upholstered seat	up to 5 high	up to 12 high	up to 5 high	N/A
Upholstered seat & back	up to 5 high	up to 12 high	up to 5 high	N/A

* THROUGH 80" DOORWAY, STACKS 36 HIGH

DESCRIPTION	FEATURES	MODEL#	STANDARD TEXTILE GRADES											
	ArmChair COM Yardage: N/A Freight Class: 150 Product Weight (lbs.):19 Cubic Feet Per Carton: 4.63 (4 per carton)	Stacks 5 high on floor. Stacks 24 high on dolly.												
			OVERALL DIMENSIONS			SEAT DIMENSIONS			BACK DIMENSIONS					
			W	D	H	W	D	H	W	H				
			25.5	22.75	33.25	18	17.5	16.5	18	16				
			RTA 00											
	Armchair w/Bookrack COM Yardage: N/A Freight Class: 300 Product Weight (lbs.): 25 Cubic Feet Per Carton: 13.25 (1 per carton)	Does not stack.												
			OVERALL DIMENSIONS			SEAT DIMENSIONS			BACK DIMENSIONS					
			W	D	H	W	D	H	W	H				
			25.5	22.75	33.25	18	17.5	16.5	18	16				
			RTA 00											
	Armchair w/Back pack rack COM Yardage: N/A Freight Class: 300 Product Weight (lbs.): 25.5 Cubic Feet Per Carton: 13.25 (1 per carton)	Does not stack.												
			OVERALL DIMENSIONS			SEAT DIMENSIONS			BACK DIMENSIONS					
			W	D	H	W	D	H	W	H				
			25.5	22.75	33.25	18	17.5	16.5	18	16				
			RTA 00											
	Armchair w/Tablet COM Yardage: N/A Freight Class: 150 Product Weight (lbs.): 33 Cubic Feet Per Carton: 8 (2 per carton)	Does not stack.												
			OVERALL DIMENSIONS			SEAT DIMENSIONS			BACK DIMENSIONS					
			W	D	H	W	D	H	W	H				
			26.25	27.75	33.25	18	17.5	16.5	18	16				
			RTA 00											
	Armchair w/Tablet and Bookrack COM Yardage: N/A Freight Class: 250 Product Weight (lbs.): 34 Cubic Feet Per Carton: 16.25 (1 per carton)	Does not stack.												
			OVERALL DIMENSIONS			SEAT DIMENSIONS			BACK DIMENSIONS					
			W	D	H	W	D	H	W	H				
			26.25	27.75	33.25	18	17.5	16.5	18	16				
			RTA 00											

DESCRIPTION		FEATURES	MODEL#	STANDARD TEXTILE GRADES											
		Armchair w/Tablet and Back pack rack COM Yardage: N/A Freight Class: 250 Product Weight (lbs.): 34 Cubic Feet Per Carton: 16.25 (1 per carton)	6620TRP 6620TLP	1	2	3	4	5	6	7	8	9	10	11	12
				\$957	-	-	-	-	-	-	-	-	-	-	-
				OVERALL DIMENSIONS			SEAT DIMENSIONS			BACK DIMENSIONS					
				W	D	H	W	D	H	W	H				
				26.25	27.75	33.25	18	17.5	16.5	18	16				
				RTA 00											
 	6621 6621G Ganging	Armless Chair COM Yardage: N/A Freight Class: 150 Product Weight (lbs.): 20.5 Cubic Feet Per Carton: 3.5/4 per carton		1	2	3	4	5	6	7	8	9	10	11	12
				\$261	-	-	-	-	-	-	-	-	-	-	-
				\$277	-	-	-	-	-	-	-	-	-	-	-
				OVERALL DIMENSIONS			SEAT DIMENSIONS			BACK DIMENSIONS					
				W	D	H	W	D	H	W	H				
20.75	22.75	33.25	18	17.5	17	18	16								
				RTA 00 											
 	6621B 6621GB Ganging	Armless chair w/Bookrack COM Yardage: N/A Freight Class: 250 Product Weight (lbs.): 25 Cubic Feet Per Carton: 11.25 (1 per carton)		1	2	3	4	5	6	7	8	9	10	11	12
				\$410	-	-	-	-	-	-	-	-	-	-	-
				\$424	-	-	-	-	-	-	-	-	-	-	-
				OVERALL DIMENSIONS			SEAT DIMENSIONS			BACK DIMENSIONS					
				W	D	H	W	D	H	W	H				
20.75	22.75	33.25	18	17.5	16.5	18	16								
				RTA 00											
 	6621P 6621GP Ganging	Armless Chair w/Back pack rack COM Yardage: N/A Freight Class: 250 Product Weight (lbs.): 25 Cubic Feet Per Carton: 11.25 (1 per carton)		1	2	3	4	5	6	7	8	9	10	11	12
				\$435	-	-	-	-	-	-	-	-	-	-	-
				\$447	-	-	-	-	-	-	-	-	-	-	-
				OVERALL DIMENSIONS			SEAT DIMENSIONS			BACK DIMENSIONS					
				W	D	H	W	D	H	W	H				
20.75	22.75	33.25	18	17.5	16.5	18	16								
				RTA 00											
	6621TR 6621TL	Armless Chair w/Tablet COM Yardage: N/A Freight Class: 150 Product Weight (lbs.): 32 Cubic Feet Per Carton: 8 (2 per carton)		1	2	3	4	5	6	7	8	9	10	11	12
				\$654	-	-	-	-	-	-	-	-	-	-	-
				OVERALL DIMENSIONS			SEAT DIMENSIONS			BACK DIMENSIONS					
				W	D	H	W	D	H	W	H				
				24.5	27.75	33.25	18	17.5	16.5	18	16				
				RTA 00											

DESCRIPTION	FEATURES	MODEL#	STANDARD TEXTILE GRADES											
	Armless Chair w/Tablet and Bookrack COM Yardage: N/A Freight Class: 300 Product Weight (lbs.): 27 Cubic Feet Per Carton: 16.25 (1 per carton)	6621TRB 6621TLB	1	2	3	4	5	6	7	8	9	10	11	12
			\$823	-	-	-	-	-	-	-	-	-	-	-
			OVERALL DIMENSIONS			SEAT DIMENSIONS			BACK DIMENSIONS					
			W	D	H	W	D	H	W	H				
			24.5	27.75	33.25	18	17.5	16.5	18	16				
			RTA 00											
	Armless Chair w/Tablet and Back pack rack COM Yardage: N/A Freight Class: 300 Product Weight (lbs.): 27 Cubic Feet Per Carton: 16.25 (1 per carton)	6621TRP 6621TLP	1	2	3	4	5	6	7	8	9	10	11	12
			\$850	-	-	-	-	-	-	-	-	-	-	-
			OVERALL DIMENSIONS			SEAT DIMENSIONS			BACK DIMENSIONS					
			W	D	H	W	D	H	W	H				
			24.5	27.75	33.25	18	17.5	16.5	18	16				
			RTA 00											
	Armchair COM Yardage: 0.75 Freight Class: 150 Product Weight (lbs.): 25 Cubic Feet Per Carton: 5.56 (4 per carton)	6622	1	2	3	4	5	6	7	8	9	10	11	12
			\$476	\$514	\$543	\$584	\$643	\$663	\$715	\$815	\$863	\$953	\$1078	\$1232
			OVERALL DIMENSIONS			SEAT DIMENSIONS			BACK DIMENSIONS					
			W	D	H	W	D	H	W	H				
			25.5	23	33.25	18	17.5	17	18	16				
			RTA 00											
	Armchair w/Bookrack COM Yardage: 0.75 Freight Class: 250 Product Weight (lbs.): 29 Cubic Feet Per Carton: 13.25 (1 per carton)	6622B	1	2	3	4	5	6	7	8	9	10	11	12
			\$631	\$671	\$701	\$745	\$806	\$828	\$884	\$986	\$1036	\$1133	\$1263	\$1424
			OVERALL DIMENSIONS			SEAT DIMENSIONS			BACK DIMENSIONS					
			W	D	H	W	D	H	W	H				
			25.5	23	33.25	18	17.5	17	18	16				
			RTA 00											
	Armchair w/Back pack rack COM Yardage: 0.75 Freight Class: 250 Product Weight (lbs.): 29 Cubic Feet Per Carton: 13.25 (1 per carton)	6622P	1	2	3	4	5	6	7	8	9	10	11	12
			\$656	\$696	\$725	\$770	\$831	\$852	\$909	\$1010	\$1060	\$1158	\$1288	\$1448
			OVERALL DIMENSIONS			SEAT DIMENSIONS			BACK DIMENSIONS					
			W	D	H	W	D	H	W	H				
			25.5	23	33.25	18	17.5	17	18	16				
			RTA 00											

DESCRIPTION		FEATURES	MODEL#	STANDARD TEXTILE GRADES											
		Upholstered Seat. Does not stack. Must specify (L) Left or (R) Right Tablet.	6622TR 6622TL	1	2	3	4	5	6	7	8	9	10	11	12
				\$868	\$908	\$941	\$987	\$1053	\$1076	\$1134	\$1245	\$1299	\$1401	\$1541	\$1717
				OVERALL DIMENSIONS			SEAT DIMENSIONS			BACK DIMENSIONS					
				W	D	H	W	D	H	W	H				
				26.25	27.75	33.25	18	17.5	17	18	15.5				
				RTA 00											
		Upholstered Seat. Does not stack.	6622TRB 6622TLB	1	2	3	4	5	6	7	8	9	10	11	12
				\$1037	\$1081	\$1110	\$1156	\$1222	\$1245	\$1304	\$1414	\$1468	\$1570	\$1710	\$1886
				OVERALL DIMENSIONS			SEAT DIMENSIONS			BACK DIMENSIONS					
				W	D	H	W	D	H	W	H				
				26.25	27.75	33.25	18	17.5	17	18	15.5				
				RTA 00											
		Upholstered Seat. Does not stack.	6622TRP 6622TLP	1	2	3	4	5	6	7	8	9	10	11	12
				\$1062	\$1105	\$1136	\$1182	\$1247	\$1271	\$1329	\$1439	\$1494	\$1596	\$1736	\$1911
				OVERALL DIMENSIONS			SEAT DIMENSIONS			BACK DIMENSIONS					
				W	D	H	W	D	H	W	H				
				26.25	27.75	33.25	18	17.5	17	18	15.5				
				RTA 00 											
		Upholstered Seat. Stacks 5 high on floor. Stacks 12 high on dolly.	6623 6623G Ganging	1	2	3	4	5	6	7	8	9	10	11	12
				\$362	\$400	\$429	\$470	\$529	\$549	\$601	\$701	\$749	\$839	\$964	\$1118
				OVERALL DIMENSIONS			SEAT DIMENSIONS			BACK DIMENSIONS					
				W	D	H	W	D	H	W	H				
				20.5	23	33.25	18	17.5	17	18	16				
				RTA 00											
		Upholstered Seat. Does not stack.	6623B 6623GB Ganging	1	2	3	4	5	6	7	8	9	10	11	12
				\$512	\$555	\$582	\$627	\$690	\$709	\$766	\$867	\$917	\$1015	\$1145	\$1308
				OVERALL DIMENSIONS			SEAT DIMENSIONS			BACK DIMENSIONS					
				W	D	H	W	D	H	W	H				
				20.5	23	33.25	18	17.5	17	18	16				
				RTA 00											