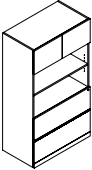
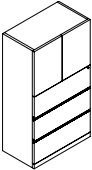
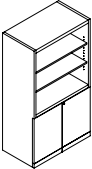
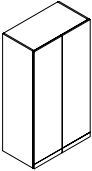
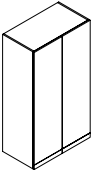
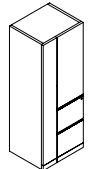


STORAGE MODULES - 72" HIGH (FREESTANDING)	MODEL#	DIMENSIONS	FREIGHT CLASS	WT/LBS.	CUBIC FT.	veneer/LAMINATE	ALL VENEER
		D x W x H					
	D10D22H72	22 x 36 x 72	92.5	336	33	<b>\$4365</b>	<b>\$5238</b>
	D10D22W30H72	22 x 30 x 72	92.5	294	28	<b>\$3820</b>	<b>\$4583</b>
	D10H72	20 x 36 x 72	92.5	322	30	<b>\$4154</b>	<b>\$4986</b>
	D10W30H72	20 x 30 x 72	92.5	280	25	<b>\$3463</b>	<b>\$4155</b>
Storage compartment with fixed shelf. Two open veneer shelves and two lateral file drawers on bottom. Includes one adjustable shelf. Lock secures all drawers. Front-to-back and side-to-side filing. <b>Not for stacking materials on lateral file drawer bottom.</b>							
	D14D22H72	22 x 36 x 72	100	312	33	<b>\$4832</b>	<b>\$5797</b>
	D14D22W30H72	22 x 30 x 72	100	273	28	<b>\$4228</b>	<b>\$5075</b>
	D14H72	20 x 36 x 72	100	298	30	<b>\$4600</b>	<b>\$5522</b>
	D14W30H72	20 x 30 x 72	92.5	259	25	<b>\$3835</b>	<b>\$4601</b>
Three lateral file drawers on bottom. Includes one adjustable shelf. Lock secures all drawers. Front-to-back and side-to-side filing. <b>Not for stacking materials on lateral file drawer bottom.</b>							
	D22D22H72	22 x 36 x 72	100	300	33	<b>\$3313</b>	<b>\$3974</b>
	D22D22W30H72	22 x 30 x 72	100	279	28	<b>\$2899</b>	<b>\$3479</b>
	D22H72	20 x 36 x 72	100	305	30	<b>\$3149</b>	<b>\$3780</b>
	D22W30H72	20 x 30 x 72	100	265	25	<b>\$2627</b>	<b>\$3153</b>
Three open veneer shelves and storage cabinet on bottom. Includes two adjustable shelves in upper compartment and one adjustable shelf in storage cabinet. Lock secures storage cabinet.							

WARDROBE CABINETS - 72" HIGH (FREESTANDING)	MODEL#	DIMENSIONS	FREIGHT CLASS	WT/LBS.	CUBIC FT.	veneer/LAMINATE	ALL VENEER
	D2D22H72	22 x 36 x 72	100	283	33	<b>\$3149</b>	<b>\$3780</b>
	D2D22W30H72	22 x 30 x 72	100	247	33	<b>\$2756</b>	<b>\$3309</b>
	D2D22W24H72	22 x 24 x 72	125	216	24	<b>\$2341</b>	<b>\$2809</b>
	D2H72	20 x 36 x 72	100	269	30	<b>\$3001</b>	<b>\$3603</b>
	D2W30H72	20 x 30 x 72	100	233	25	<b>\$2501</b>	<b>\$3001</b>
	D2W24H72	20 x 24 x 72	125	179	20	<b>\$2001</b>	<b>\$2402</b>
Includes full length hanging rod and fixed hat shelf.							
	D25D22H72	22 x 36 x 72	100	319	33	<b>\$4074</b>	<b>\$4888</b>
	D25D22W30H72	22 x 30 x 72	100	279	28	<b>\$3562</b>	<b>\$4274</b>
	D25D22W24H72	22 x 24 x 72	100	213	24	<b>\$3054</b>	<b>\$3663</b>
	D25H72	20 x 36 x 72	92.5	305	30	<b>\$4744</b>	<b>\$5691</b>
	D25W30H72	20 x 30 x 72	92.5	265	25	<b>\$3236</b>	<b>\$3881</b>
	D25W24H72	20 x 24 x 72	100	203	20	<b>\$2588</b>	<b>\$3104</b>
Wardrobe compartment on <b>left</b> includes hanging rod and fixed hat shelf. Storage compartment on <b>right</b> includes three adjustable shelves.							

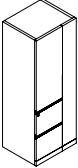
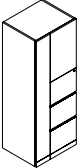
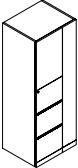
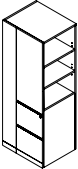
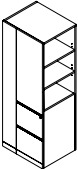
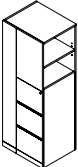
PERSONAL TOWERS - 72" HIGH (FREESTANDING)	MODEL#	DIMENSIONS	FREIGHT CLASS	WT/LBS.	CUBIC FT.	veneer/LAMINATE	ALL VENEER
	D29D22W24H72L	22 x 24 x 72	125	154	22	<b>\$4287</b>	<b>\$5142</b>
	D29W24H72L	20 x 24 x 72	125	140	20	<b>\$4960</b>	<b>\$5951</b>
<b>Two file</b> drawers on bottom. Wardrobe compartment on <b>left</b> includes hanging rod. Storage compartment on <b>right</b> includes one adjustable shelf. Lower lock secures all drawers.							

#### Required Specifications

Veneer Finish (doors, drawer fronts, open shelves)  
Laminate Finish (top/body)  
Handle Style

#### Optional Specifications

Additional Lock (storage compartments)  
Veneer Top

PERSONAL TOWERS - 72" HIGH (FREESTANDING)		MODEL#	DIMENSIONS	FREIGHT CLASS	WT/LBS.	CUBIC FT.	veneer/LAMINATE	ALL veneer
			D x W x H					
		D29D22W24H72R	22 x 24 x 72	125	154	22	\$4287	\$5142
		D29W24H72R	20 x 24 x 72	125	140	20	\$4059	\$4871
<b>Personal Tower - RIGHT</b>		<b>Two file</b> drawers on bottom. Wardrobe compartment on <b>right</b> includes hanging rod. Storage compartment on <b>left</b> includes one adjustable shelf. Lower lock secures all drawers.						
								
		D27D22W24H72L	22 x 24 x 72	125	154	22	\$4822	\$5788
		D27W24H72L	20 x 24 x 72	125	140	20	\$4595	\$5514
<b>Personal Tower - LEFT</b>		<b>Three file</b> drawers on bottom. Wardrobe compartment on <b>left</b> includes hanging rod. Storage compartment on <b>right</b> includes one adjustable shelf. Lower lock secures all drawers.						
								
		D27D22W24H72R	22 x 24 x 72	125	154	22	\$4822	\$5788
		D27W24H72R	20 x 24 x 72	125	140	20	\$4595	\$5514
<b>Personal Tower - RIGHT</b>		<b>Three file</b> drawers on bottom. Wardrobe compartment on <b>right</b> includes hanging rod. Storage compartment on <b>left</b> includes one adjustable shelf. Lower lock secures all drawers.						
								
		D30D22W24H72L	22 x 24 x 72	125	154	22	\$4287	\$5142
		D30W24H72L	20 x 24 x 72	125	140	20	\$4059	\$4871
<b>Personal Tower w/Open Bookcase - LEFT</b>		<b>Two file drawers</b> on bottom. Wardrobe compartment on <b>left</b> includes hanging rod. Storage compartment on <b>right</b> includes one adjustable shelf. Open bookcase on <b>right</b> includes two adjustable shelves. Lower lock secures all drawers.						
								
		D30D22W24H72R	22 x 24 x 72	125	154	22	\$4287	\$5142
		D30W24H72R	20 x 24 x 72	125	140	20	\$4059	\$4871
<b>Personal Tower w/Open Bookcase - RIGHT</b>		<b>Two file drawers</b> on bottom. Wardrobe compartment on <b>right</b> includes hanging rod. Storage compartment on <b>left</b> includes one adjustable shelf. Open bookcase on <b>left</b> includes two adjustable shelves. Lower lock secures all drawers.						
								
		D26D22W24H72L	22 x 24 x 72	125	154	22	\$4778	\$5733
		D26W24H72L	20 x 24 x 72	125	140	20	\$5562	\$6675
<b>Personal Tower w/Open Bookcase - LEFT</b>		<b>Three file drawers</b> on bottom. Wardrobe compartment on <b>left</b> includes hanging rod. Storage compartment on <b>right</b> includes one adjustable shelf. Open bookcase on <b>right</b> includes one adjustable shelf. Lower lock secures all drawers.						

Required Specifications

Veneer Finish (doors, drawer fronts, open shelves)  
Laminate Finish (top/body)  
Handle Style

Optional Specifications

Additional Lock (storage compartments)  
Veneer Top

## PERSONAL TOWERS - 72" HIGH (FREESTANDING)

## MODEL#

## DIMENSIONS

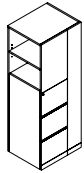
## FREIGHT CLASS

## WT/LBS.

## CUBIC FT.

## VENEER/LAMINATE

## ALL VENEER



Personal Tower w/Open Bookcase - RIGHT

	D x W x H						
D26D22W24H72R	22 x 24 x 72	125	154	22	\$4778	\$5733	
D26W24H72R	20 x 24 x 72	125	140	20	\$5562	\$6675	

**Three file drawers** on bottom. Wardrobe compartment on **right** includes hanging rod. Storage compartment on **left** includes one adjustable shelf. Open bookcase on **left** includes one adjustable shelf. Lower lock secures all drawers.

## STORAGE MODULES - 84" HIGH (FREESTANDING)

## MODEL#

## DIMENSIONS

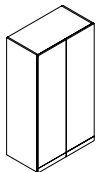
## FREIGHT CLASS

## WT/LBS.

## CUBIC FT.

## VENEER/LAMINATE

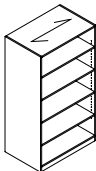
## ALL VENEER



Storage Cabinet w/Doors

D1D22H84	22 x 36 x 84	125	304	42	\$4197	\$5036	
D1D22W30H84	22 x 30 x 84	100	304	35	\$3669	\$4404	
D1D22W24H84	22 x 24 x 84	92.5	320	28	\$3142	\$3770	
D1H84	20 x 36 x 84	100	297	35	\$3999	\$4796	
D1W30H84	20 x 30 x 84	100	257	29	\$3328	\$3992	
D1W24H84	20 x 24 x 84	100	198	23	\$2666	\$3197	

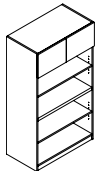
Includes four adjustable shelves. Standard with lock.



Open Storage Cabinet

D7D24H84	24 x 36 x 84	125	331	43	\$3897	\$4674	
D7D24W30H84	24 x 30 x 84	125	280	36	\$3410	\$4095	
D7H84	20 x 36 x 84	100	282	35	\$3405	\$4084	
D7W30H84	20 x 30 x 84	100	248	29	\$2835	\$3405	

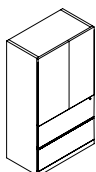
Includes one fixed and **four** adjustable veneer shelves. Shelves are ¾" thick.



Open Storage Cabinet w/Doors

D9D22H84	22 x 36 x 84	92.5	364	36	\$3641	\$4371	
D9D22W30H84	22 x 30 x 84	92.5	330	31	\$3192	\$3831	
D9H84	20 x 36 x 84	92.5	348	33	\$3464	\$4156	
D9W30H84	20 x 30 x 84	92.5	317	28	\$2891	\$3468	

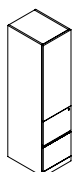
Storage compartment with fixed shelf. One fixed and **two** adjustable veneer shelves. Fixed shelf is at 29" high. Shelves are ¾" thick.



Two File Module w/Doors

D13D22H84	22 x 36 x 84	92.5	364	36	\$5195	\$6234	
D13D22W30H84	22 x 30 x 84	92.5	330	31	\$4546	\$5455	
D13H84	20 x 36 x 84	92.5	365	35	\$4943	\$5931	
D13W30H84	20 x 30 x 84	92.5	305	29	\$4513	\$5412	

Two lateral file drawers on bottom. Includes **two** adjustable shelves. Lower lock secures two file drawers. Front-to-back and side-to-side filing. **Not for stacking materials on lateral file drawer bottom.**



Two File Module w/Door - LEFT

D17D22H84L	22 x 16 x 84	125	116	17	\$3754	\$4502	
D17D20H84L	20 x 16 x 84	125	105	15	\$3410	\$4095	

Two file drawers on bottom. Includes two adjustable shelves. Lower lock secures two file drawers. Handle is on the **right**, door opens to the **left**.

## Required Specifications

Veneer Finish (doors, drawer fronts, open shelves)  
Laminate Finish (top/body)  
Handle Style

## Optional Specifications

Additional Lock (storage compartments)  
Veneer Top

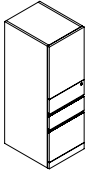
STORAGE MODULES - 84" HIGH (FREESTANDING)



Two File Module w/Door - RIGHT

MODEL#	DIMENSIONS D x W x H	FREIGHT CLASS	WT/LBS.	CUBIC FT.	veneer/LAMINATE	ALL veneer
D17D22H84R	22 x 16 x 84	125	116	17	<b>\$3754</b>	<b>\$4502</b>
D17D20H84R	20 x 16 x 84	125	105	15	<b>\$3410</b>	<b>\$4095</b>

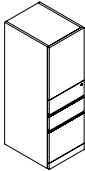
Two file drawers on bottom. Includes two adjustable shelves. Lower lock secures two file drawers. Handle is on the **left**, door opens to the **right**.



Box/Box/File Module w/Door - LEFT

D18D22H84L	22 x 16 x 84	125	116	17	<b>\$3754</b>	<b>\$4502</b>
D18D20H84L	20 x 16 x 84	125	105	15	<b>\$3410</b>	<b>\$4095</b>

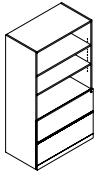
Two box drawers and one file drawer on bottom. Includes two adjustable shelves. Lower lock secures all drawers. Handle is on the **right**, door opens to the **left**.



Box/Box/File Module w/Door - RIGHT

D18D22H84R	22 x 16 x 84	125	116	17	<b>\$3754</b>	<b>\$4502</b>
D18D20H84R	20 x 16 x 84	125	105	15	<b>\$3410</b>	<b>\$4095</b>

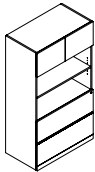
Two box drawers and one file drawer on bottom. Includes two adjustable shelves. Lower lock secures all drawers. Handle is on the **left**, door opens to the **right**.



Two File Module w/Open Shelves

D12D22H84	22 x 36 x 84	92.5	364	36	<b>\$4561</b>	<b>\$5472</b>
D12D22W30H84	22 x 30 x 84	92.5	330	31	<b>\$3992</b>	<b>\$4791</b>
D12H84	20 x 36 x 84	92.5	348	33	<b>\$4389</b>	<b>\$5265</b>
D12W30H84	20 x 30 x 84	92.5	317	28	<b>\$3801</b>	<b>\$4561</b>

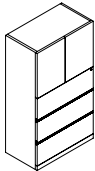
Three open veneer shelves and two lateral file drawers on bottom. Includes two adjustable shelves. Lock secures all drawers. Front-to-back and side-to-side filing. **Not for stacking materials on lateral file drawer bottom.**



Two File Module w/Doors and Open Shelves

D10D22H84	22 x 36 x 84	92.5	364	36	<b>\$5045</b>	<b>\$6055</b>
D10D22W30H84	22 x 30 x 84	92.5	330	31	<b>\$4418</b>	<b>\$5301</b>
D10H84	20 x 36 x 84	92.5	348	33	<b>\$4805</b>	<b>\$5766</b>
D10W30H84	20 x 30 x 84	92.5	317	28	<b>\$4007</b>	<b>\$4807</b>

Storage compartment with fixed shelf. Two open veneer shelves and two lateral file drawers on bottom. Includes one adjustable shelf. Lock secures all drawers. Front-to-back and side-to-side filing. **Not for stacking materials on lateral file drawer bottom.**



Three File Module w/Doors

D14D22H84	22 x 36 x 84	100	340	42	<b>\$5605</b>	<b>\$6728</b>
D14D22W30H84	22 x 30 x 84	100	308	35	<b>\$4888</b>	<b>\$5867</b>
D14H84	20 x 36 x 84	100	330	35	<b>\$5319</b>	<b>\$6384</b>
D14W30H84	20 x 30 x 84	92.5	298	29	<b>\$4436</b>	<b>\$5321</b>

Three lateral file drawers on bottom. Includes one adjustable shelf. Lock secures all drawers. Front-to-back and side-to-side filing. **Not for stacking materials on lateral file drawer bottom.**

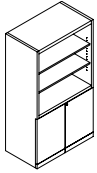
Required Specifications

Veneer Finish (doors, drawer fronts, open shelves)  
Laminate Finish (top/body)  
Handle Style

Optional Specifications

Additional Lock (storage compartments)  
Veneer Top

# STORAGE MODULES - 84" HIGH (FREESTANDING)

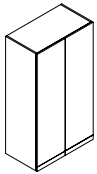


Storage Module w/Open Shelves

MODEL#	DIMENSIONS	FREIGHT CLASS	WT/LBS.	CUBIC FT.	veneer/LAMINATE	ALL VENEER
D22D22H84	22 x 36 x 84	125	325	42	<b>\$3827</b>	<b>\$4592</b>
D22D22W30H84	22 x 30 x 84	100	304	35	<b>\$3347</b>	<b>\$4019</b>
D22H84	20 x 36 x 84	100	327	33	<b>\$3641</b>	<b>\$4371</b>
D22W30H84	20 x 30 x 84	92.5	301	28	<b>\$3041</b>	<b>\$3650</b>

Three open veneer shelves and storage cabinet on bottom. Includes two adjustable shelves in upper compartment and one adjustable shelf in storage cabinet. Lock secures storage cabinet.

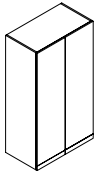
# WARDROBE CABINETS - 84" HIGH (FREESTANDING)



Wardrobe Cabinet

D2D22H84	22 x 36 x 84	125	307	42	<b>\$3641</b>	<b>\$4371</b>
D2D22W30H84	22 x 30 x 84	125	260	42	<b>\$3192</b>	<b>\$3831</b>
D2D22W24H84	22 x 24 x 84	100	242	28	<b>\$2732</b>	<b>\$3281</b>
D2H84	20 x 36 x 84	100	297	35	<b>\$3464</b>	<b>\$4156</b>
D2W30H84	20 x 30 x 84	100	257	29	<b>\$2891</b>	<b>\$3468</b>
D2W24H84	20 x 24 x 84	100	198	23	<b>\$2315</b>	<b>\$2777</b>

Includes full length hanging rod and fixed hat shelf.

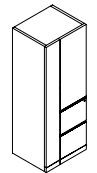


Wardrobe Cabinet/Shelving Combo

D25D22H84	22 x 36 x 84	100	348	42	<b>\$4712</b>	<b>\$5652</b>
D25D22W30H84	22 x 30 x 84	100	307	35	<b>\$4114</b>	<b>\$4938</b>
D25D22W24H84	22 x 24 x 84	100	254	28	<b>\$3527</b>	<b>\$4231</b>
D25H84	20 x 36 x 84	100	330	35	<b>\$4484</b>	<b>\$5381</b>
D25W30H84	20 x 30 x 84	92.5	300	29	<b>\$3738</b>	<b>\$4486</b>
D25W24H84	20 x 24 x 84	92.5	235	23	<b>\$2995</b>	<b>\$3591</b>

Wardrobe compartment on **left** includes hanging rod and fixed hat shelf. Storage compartment on **right** includes three adjustable shelves.

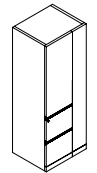
# PERSONAL TOWERS - 84" HIGH (FREESTANDING)



Personal Tower - LEFT

D29D22W24H84L	22 x 24 x 84	125	167	24	<b>\$5086</b>	<b>\$6101</b>
D29W24H84L	20 x 24 x 84	125	152	22	<b>\$4818</b>	<b>\$5782</b>

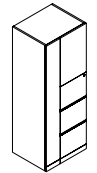
**Two file** drawers on bottom. Wardrobe compartment on **left** includes hanging rod. Storage compartment on **right** includes one adjustable shelf. Lower lock secures all drawers.



Personal Tower - RIGHT

D29D22W24H84R	22 x 24 x 84	125	167	24	<b>\$5086</b>	<b>\$6101</b>
D29W24H84R	20 x 24 x 84	125	152	22	<b>\$4818</b>	<b>\$5782</b>

**Two file** drawers on bottom. Wardrobe compartment on **right** includes hanging rod. Storage compartment on **left** includes one adjustable shelf. Lower lock secures all drawers.



Personal Tower - LEFT

D27D22W24H84L	22 x 24 x 84	125	167	24	<b>\$6815</b>	<b>\$8180</b>
D27W24H84L	20 x 24 x 84	125	152	22	<b>\$6488</b>	<b>\$7786</b>

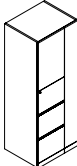
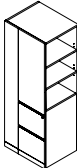
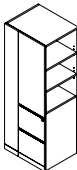
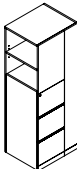
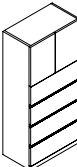
**Three file** drawers on bottom. Wardrobe compartment on **left** includes hanging rod. Storage compartment on **right** includes one adjustable shelf. Lower lock secures all drawers.

## Required Specifications

Veneer Finish (doors, drawer fronts, open shelves)  
Laminate Finish (top/body)  
Handle Style

## Optional Specifications

Additional Lock (storage compartments)  
Veneer Top

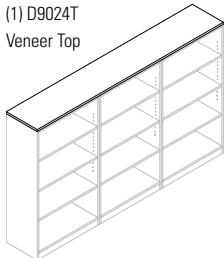
PERSONAL TOWERS - 84" HIGH (FREESTANDING)		MODEL#	DIMENSIONS	FREIGHT CLASS	WT/LBS.	CUBIC FT.	veneer/laminate	all veneer
	Personal Tower - RIGHT		D x W x H					
		D27D22W24H84R	22 x 24 x 84	125	167	24	\$6815	\$8180
		D27W24H84R	20 x 24 x 84	125	152	22	\$6488	\$7786
		Three file drawers on bottom. Wardrobe compartment on right includes hanging rod. Storage compartment on left includes one adjustable shelf. Lower lock secures all drawers.						
	Personal Tower w/Open Bookcase - LEFT	D30D22W24H84L	22 x 24 x 84	125	167	24	\$5086	\$6101
		D30W24H84L	20 x 24 x 84	125	152	22	\$4818	\$5782
		Two file drawers on bottom. Wardrobe compartment on left includes hanging rod. Storage compartment on right includes one adjustable shelf. Open bookcase on right includes two adjustable shelves. Lower lock secures all drawers.						
	Personal Tower w/Open Bookcase - RIGHT	D30D22W24H84R	22 x 24 x 84	125	167	24	\$5086	\$6101
		D30W24H84R	20 x 24 x 84	125	152	22	\$4818	\$5782
		Two file drawers on bottom. Wardrobe compartment on right includes hanging rod. Storage compartment on left includes one adjustable shelf. Open bookcase on left includes two adjustable shelves. Lower lock secures all drawers.						
	Personal Tower w/Open Bookcase - LEFT	D26D22W24H84L	22 x 24 x 84	125	167	24	\$6815	\$8180
		D26W24H84L	20 x 24 x 84	125	152	22	\$6488	\$7786
		Three file drawers on bottom. Wardrobe compartment on left includes hanging rod. Storage compartment on right includes one adjustable shelf. Open bookcase on right includes one adjustable shelf. Lower lock secures all drawers.						
	Personal Tower w/Open Bookcase - RIGHT	D26D22W24H84R	22 x 24 x 84	125	167	24	\$6815	\$8180
		D26W24H84R	20 x 24 x 84	125	152	22	\$6488	\$7786
		Three file drawers on bottom. Wardrobe compartment on right includes hanging rod. Storage compartment on left includes one adjustable shelf. Open bookcase on left includes one adjustable shelf. Lower lock secures all drawers.						
	Four File Module w/Doors	D6W30H84	20 x 30 x 84	85	351	29	\$5405	\$6484
		Four lateral file drawers on bottom. Includes one adjustable shelf. Lock secures all drawers. Front-to-back and side-to-side filing. Not for stacking materials on lateral file drawer bottom.						

Required Specifications	Optional Specifications
Veneer Finish (doors, drawer fronts, open shelves)	Additional Lock (storage compartments)
Laminate Finish (top/body)	Veneer Top
Handle Style	

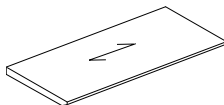
## TOPS FOR STORAGE MODELS

MODEL#	DIMENSIONS	FREIGHT CLASS	WT/LBS.	CUBIC FT.	veneer/LAMINATE	ALL VENEER
D x W x H						
D12024T	24 x 120 x 1	60	115	2	N/A	\$2303
D11824T	24 x 118 x 1	60	109	2	N/A	\$2268
D11624T	24 x 116 x 1	60	107	2	N/A	\$2235
D11424T	24 x 114 x 1	60	105	2	N/A	\$2206
D11224T	24 x 112 x 1	60	103	2	N/A	\$2152
D11024T	24 x 110 x 1	60	102	2	N/A	\$2110
D10824T	24 x 108 x 1	60	100	2	N/A	\$2071
D10624T	24 x 106 x 1	60	98	2	N/A	\$2034
D10424T	24 x 104 x 1	60	96	2	N/A	\$1994
D10224T	24 x 102 x 1	60	94	2	N/A	\$1961
D10024T	24 x 100 x 1	60	92	2	N/A	\$1919
D9824T	24 x 98 x 1	60	90	2	N/A	\$1879
D9624T	24 x 96 x 1	60	88	2	N/A	\$1843
D9424T	24 x 94 x 1	60	86	2	N/A	\$1803
D9224T	24 x 92 x 1	60	85	2	N/A	\$1768
D9024T	24 x 90 x 1	60	83	2	N/A	\$1729
D8824T	24 x 88 x 1	60	81	2	N/A	\$1693
D8624T	24 x 86 x 1	60	80	2	N/A	\$1652
D8424T	24 x 84 x 1	60	78	2	N/A	\$1611
D8224T	24 x 82 x 1	60	75	2	N/A	\$1575
D8024T	24 x 80 x 1	60	74	2	N/A	\$1538
D7824T	24 x 78 x 1	60	72	2	N/A	\$1516
D7624T	24 x 76 x 1	60	70	2	N/A	\$1462
D7424T	24 x 74 x 1	60	69	2	N/A	\$1425
D7224T	24 x 72 x 1	60	66	2	N/A	\$1386
D7024T	24 x 70 x 1	60	64	2	N/A	\$1345
D6824T	24 x 68 x 1	60	62	2	N/A	\$1313
D6624T	24 x 66 x 1	60	61	2	N/A	\$1270
D6424T	24 x 64 x 1	60	59	1	N/A	\$1228
D6224T	24 x 62 x 1	60	57	1	N/A	\$1194
D6024T	24 x 60 x 1	60	55	1	N/A	\$1152
D5824T	24 x 58 x 1	60	54	1	N/A	\$1111
D5624T	24 x 56 x 1	60	52	1	N/A	\$1077
D5424T	24 x 54 x 1	60	50	1	N/A	\$1038
D5224T	24 x 52 x 1	60	48	1	N/A	\$1001
D5024T	24 x 50 x 1	60	46	1	N/A	\$961
D4824T	24 x 48 x 1	60	44	1	N/A	\$921
D4224T	24 x 42 x 1	60	39	1	N/A	\$894
D4024T	24 x 40 x 1	60	37	1	N/A	\$853
D3824T	24 x 38 x 1	60	35	1	N/A	\$811
D3624T	24 x 36 x 1	60	33	1	N/A	\$763
D3424T	24 x 34 x 1	60	31	1	N/A	\$714
D3224T	24 x 32 x 1	65	29	1	N/A	\$675
D3024T	24 x 30 x 1	65	28	1	N/A	\$578
D2424T	24 x 24 x 1	65	23	1	N/A	\$578
D1824T	24 x 18 x 1	70	17	1	N/A	\$420
D1624T	24 x 16 x 1	70	15	1	N/A	\$407
D1224T	24 x 12 x 1	92.5	11	1	N/A	\$305

## EXAMPLE:

(1) D9024T  
Veneer Top


(3) D7D22W30H48 - Open Storage Cabinet



Tops - 24" Deep

For use with 22" deep units. Tops are 1" thick.

- **This is an OPTION for Storage Modules, Wardrobe Cabinets and Personal Towers.**  
**Specify a Veneer Top from the listing above (either a single model or straight run).**

## Required Specifications

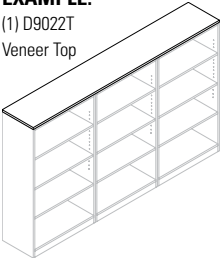
Veneer finish

TOPS FOR STORAGE MODELS	MODEL#	DIMENSIONS	FREIGHT CLASS	WT/LBS.	CUBIC FT.	veneer/LAMINATE	ALL veneer
		D x W x H					
	D12022T	22 x 120 x 1	60	101	2	N/A	\$2110
	D11822T	22 x 118 x 1	60	100	2	N/A	\$2076
	D11622T	22 x 116 x 1	60	97	2	N/A	\$2040
	D11422T	22 x 114 x 1	60	96	2	N/A	\$2009
	D11222T	22 x 112 x 1	60	95	2	N/A	\$1975
	D11022T	22 x 110 x 1	60	92	2	N/A	\$1933
	D10822T	22 x 108 x 1	60	91	2	N/A	\$1898
	D10622T	22 x 106 x 1	60	89	2	N/A	\$1865
	D10422T	22 x 104 x 1	60	87	2	N/A	\$1832
	D10222T	22 x 102 x 1	60	86	2	N/A	\$1795
	D10022T	22 x 100 x 1	60	84	2	N/A	\$1762
	D9822T	22 x 98 x 1	60	83	2	N/A	\$1720
	D9622T	22 x 96 x 1	60	81	2	N/A	\$1687
	D9422T	22 x 94 x 1	60	79	2	N/A	\$1652
	D9222T	22 x 92 x 1	60	77	2	N/A	\$1617
	D9022T	22 x 90 x 1	60	76	2	N/A	\$1617
	D8822T	22 x 88 x 1	60	74	2	N/A	\$1549
	D8622T	22 x 86 x 1	60	73	2	N/A	\$1516
	D8422T	22 x 84 x 1	60	71	2	N/A	\$1481
	D8222T	22 x 82 x 1	60	69	2	N/A	\$1447
	D8022T	22 x 80 x 1	60	67	2	N/A	\$1407
	D7822T	22 x 78 x 1	60	66	2	N/A	\$1371
	D7622T	22 x 76 x 1	60	65	2	N/A	\$1338
	D7422T	22 x 74 x 1	60	63	2	N/A	\$1302
	D7222T	22 x 72 x 1	60	61	2	N/A	\$1302
	D7022T	22 x 70 x 1	65	59	2	N/A	\$1237
	D6822T	22 x 68 x 1	65	57	2	N/A	\$1201
	D6622T	22 x 66 x 1	65	55	2	N/A	\$1169
	D6422T	22 x 64 x 1	65	54	1	N/A	\$1126
	D6222T	22 x 62 x 1	60	52	1	N/A	\$1094
	D6022T	22 x 60 x 1	60	50	1	N/A	\$1056
	D5822T	22 x 58 x 1	60	49	1	N/A	\$1022
	D5622T	22 x 56 x 1	60	47	1	N/A	\$990
	D5422T	22 x 54 x 1	60	46	1	N/A	\$955
	D5222T	22 x 52 x 1	60	44	1	N/A	\$921
	D5022T	22 x 50 x 1	60	42	1	N/A	\$879
	D4822T	22 x 48 x 1	60	40	1	N/A	\$846
	D4222T	22 x 42 x 1	60	36	1	N/A	\$819
	D4022T	22 x 40 x 1	60	34	1	N/A	\$777
	D3822T	22 x 38 x 1	60	32	1	N/A	\$742
	D3622T	22 x 36 x 1	60	30	1	N/A	\$703
	D3422T	22 x 34 x 1	65	28	1	N/A	\$660
	D3222T	22 x 32 x 1	65	27	1	N/A	\$621
	D3022T	22 x 30 x 1	65	25	1	N/A	\$578
	D2422T	22 x 24 x 1	70	20	1	N/A	\$557
	D1822T	22 x 18 x 1	70	15	1	N/A	\$420
	D1622T	22 x 16 x 1	85	14	1	N/A	\$372
	D1222T	22 x 12 x 1	92.5	10	1	N/A	\$279

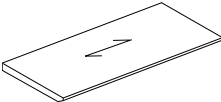
EXAMPLE:

(1) D9022T

Veneer Top



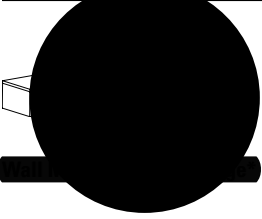
(3) D7D20W30H48 - Open Storage Cabinet

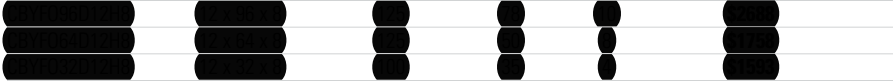


Tops - 22" Deep

For use with 20" deep units. Tops are 1" thick.

- **This is an *OPTION* for Storage Modules, Wardrobe Cabinets and Personal Towers.**  
**Specify a Veneer Top from the listing above (either a single model or straight run).**





To be used as a stand alone unit.

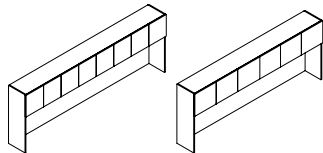
**Required Specifications**  
Veneer finish



## CLOSED HUTCHES

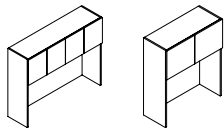
sizes 120"-108"w

sizes 102"-84"w



sizes 78"-60"w

sizes 30"-36"w



## Closed Hutch w/Veneer Doors 42" H

## MODEL#

## DIMENSIONS

## FREIGHT CLASS

## WT./LBS.

## CUBIC FT.

## VENEER/LAMINATE

## ALL VENEER

## D x W x H

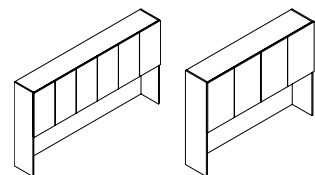
D120SH42	16 x 120 x 42	125	341	44	\$5727	\$6871
D114SH42	16 x 114 x 42	125	324	42	\$5437	\$6526
D108SH42	16 x 108 x 42	125	307	39	\$5414	\$6497
D102SH42	16 x 102 x 42	125	290	37	\$4867	\$5841
D96SH42	16 x 96 x 42	125	273	35	\$4582	\$5498
D90SH42	16 x 90 x 42	125	256	33	\$4295	\$5154
D84SH42	16 x 84 x 42	125	239	31	\$4211	\$5053
D78SH42	16 x 78 x 42	125	222	38	\$3725	\$4469
D72SH42	16 x 72 x 42	125	205	26	\$3436	\$4124
D66SH42	16 x 66 x 42	125	188	24	\$3310	\$3973
D60SH42	16 x 60 x 42	125	171	22	\$3149	\$3780
D36SH42	16 x 36 x 42	125	102	13	\$2151	\$2579
D30SH42	16 x 30 x 42	125	85	11	\$1883	\$2259

One fixed shelf. Closed back features one grommet. All hutches shipped pre-assembled.

- Models 120"w- 108"w have three fixed shelf dividers.
- Models 84"w- 102"w have two fixed shelf dividers.
- Models 60"w - 78"w have one fixed shelf divider.
- Clearance from worksurface to valance is 19.5".

sizes 96"-84"w

sizes 78"-60"w



## Closed Hutch w/Veneer Doors 54" H

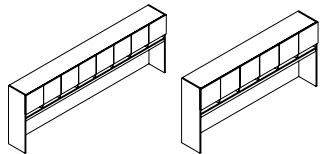
D962SH54	15 x 96 x 54	125	351	45	\$5885	\$7062
D902SH54	15 x 90 x 54	125	329	42	\$5522	\$6625
D842SH54	15 x 84 x 54	125	307	39	\$5153	\$6180
D782SH54	15 x 78 x 54	125	285	37	\$4784	\$5742
D722SH54	15 x 72 x 54	300	263	34	\$4418	\$5301
D662SH54	15 x 66 x 54	125	241	31	\$4253	\$5104
D602SH54	15 x 60 x 54	125	219	28	\$4051	\$4860

One fixed shelf and one adjustable shelf (per compartment). Closed back features one grommet. All hutches shipped pre-assembled.

- Clearance from worksurface to valance is 25.5".

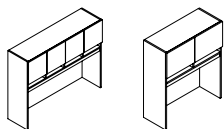
sizes 120"-108"w

sizes 102"-84"w



sizes 78"-60"w

sizes 30"-36"w


Closed Hutch w/Veneer Doors  
Pigeon-Hole Storage, 42" High

D120SHP42	15 x 120 x 42	125	341	44	\$6871	\$8246
D114SHP42	15 x 114 x 42	125	324	42	\$6527	\$7834
D108SHP42	15 x 108 x 42	125	307	39	\$6187	\$7421
D102SHP42	15 x 102 x 42	125	290	37	\$5841	\$7009
D96SHP42	15 x 96 x 42	125	273	35	\$5498	\$6597
D90SHP42	15 x 90 x 42	125	256	33	\$5154	\$6187
D84SHP42	15 x 84 x 42	125	239	31	\$4811	\$5772
D78SHP42	15 x 78 x 42	125	222	38	\$4468	\$5360
D72SHP42	15 x 72 x 42	125	205	26	\$4318	\$5180
D66SHP42	15 x 66 x 42	125	188	24	\$4169	\$5003
D60SHP42	15 x 60 x 42	125	171	22	\$3973	\$4767
D36SHP42	15 x 36 x 42	125	102	13	\$2579	\$3096
D30SHP42	15 x 30 x 42	125	85	11	\$2259	\$2712

One fixed shelf. Closed back features one grommet. Horizontal pigeon-hole storage top mounted to hutch. All hutches shipped pre-assembled.

- Models 120"w- 108"w have three fixed shelf dividers.
- Models 84"w- 102"w have two fixed shelf dividers.
- Models 60"w - 78"w have one fixed shelf divider.
- Clearance from worksurface to valance is 21.5".

## Required Specifications

Veneer Finish (doors)  
Laminate Finish (top/body)

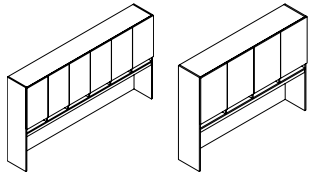
## Optional Specifications

Lock  
Handle Style

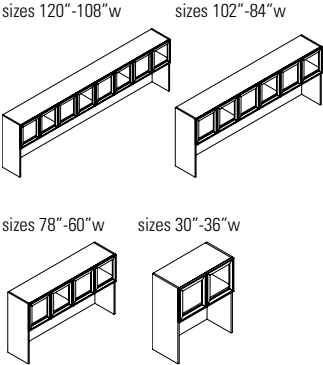
## Accessories

Tackboard  
Tasklight

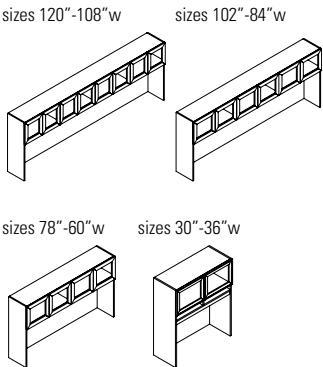
CLOSED HUTCHES



Closed Hutch w/Veneer Doors  
Pigeon-Hole Storage, 54"H\*



Closed Hutch w/Glass Doors 36"H\*\*



Closed Hutch w/Glass Doors 42"H\*\*

MODEL#	DIMENSIONS	FREIGHT CLASS	WT/LBS.	CUBIC FT.	veneER/LAMINATE	ALL veneER
D x W x H						
D962SHP54	15 x 96 x 54	125	351	45	\$7067	\$8481
D902SHP54	15 x 90 x 54	125	329	42	\$6622	\$7945
D842SHP54	15 x 84 x 54	125	307	39	\$6178	\$7413
D782SHP54	15 x 78 x 54	125	285	37	\$5740	\$6888
D722SHP54	15 x 72 x 54	125	263	34	\$5301	\$6360
D662SHP54	15 x 66 x 54	125	241	31	\$5102	\$6122
D602SHP54	15 x 60 x 54	125	219	28	\$4858	\$5829

One fixed shelf and one adjustable shelf (per compartment). Closed back features one grommet. Horizontal pigeon-hole storage top mounted to hutch. All hutches shipped pre-assembled.

- Clearance from worksurface to valance is 21.5".

D120SH36G	15 x 120 x 36	125	295	38	\$7344	\$8811
D114SH36G	15 x 114 x 36	125	281	36	\$7049	\$8459
D108SH36G	15 x 108 x 36	125	268	34	\$6762	\$8114
D102SH36G	15 x 102 x 36	125	254	32	\$6071	\$7285
D96SH36G	15 x 96 x 36	85	241	30	\$5791	\$6949
D90SH36G	15 x 90 x 36	100	227	28	\$5504	\$6605
D84SH36G	15 x 84 x 36	100	214	26	\$5223	\$6267
D78SH36G	15 x 78 x 36	85	200	24	\$4949	\$5939
D72SH36G	15 x 72 x 36	100	187	23	\$4300	\$5159
D66SH36G	15 x 66 x 36	100	173	21	\$4114	\$4938
D60SH36G	15 x 60 x 36	100	160	19	\$3931	\$4716
D36SH36G	15 x 36 x 36	100	94	11	\$2500	\$2999
D30SH36G	15 x 30 x 36	100	78	9	\$2235	\$2679

One fixed shelf. Closed back features one grommet. Aluminum frame available in Tungsten finish only. All hutches shipped pre-assembled. Translucent, screened glass.

- Models 120"w- 108"w have three fixed shelf dividers.
- Models 84"w- 102"w have two fixed shelf dividers.
- Models 60"w - 78"w have one fixed shelf divider.
- Clearance from worksurface to valance is 19.5".
- Locks are not available on hutches with Glass Doors.

D120SH42G	15 x 120 x 42	125	341	44	\$7720	\$9265
D114SH42G	15 x 114 x 42	125	324	42	\$7405	\$8886
D108SH42G	15 x 108 x 42	125	307	39	\$7098	\$8517
D102SH42G	15 x 102 x 42	125	290	37	\$6398	\$7680
D96SH42G	15 x 96 x 42	125	273	35	\$6098	\$7317
D90SH42G	15 x 90 x 42	125	256	33	\$5872	\$7047
D84SH42G	15 x 84 x 42	125	239	31	\$5483	\$6580
D78SH42G	15 x 78 x 42	150	222	38	\$5181	\$6217
D72SH42G	15 x 72 x 42	125	205	26	\$4472	\$5364
D66SH42G	15 x 66 x 42	125	188	24	\$4314	\$5177
D60SH42G	15 x 60 x 42	125	171	22	\$4163	\$4993
D36SH42G	15 x 36 x 42	125	102	13	\$3250	\$3900
D30SH42G	15 x 30 x 42	125	85	11	\$2363	\$2840

One fixed shelf. Closed back features one grommet. Aluminum frame available in Tungsten finish only. All hutches shipped pre-assembled. Translucent, screened glass.

- Models 120"w- 108"w have three fixed shelf dividers.
- Models 84"w- 102"w have two fixed shelf dividers.
- Models 60"w - 78"w have one fixed shelf divider.
- Clearance from worksurface to valance is 25.5".
- Locks are not available on hutches with Glass Doors.

Required Specifications

Veneer finish\*  
Laminate finish (body)\*\*  
Handle Style

Optional Specifications

Lock\*  
Veneer top\*

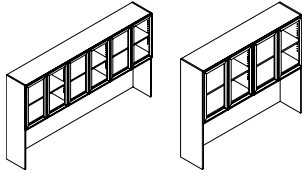
Accessories

Tackboard  
Tasklight

## CLOSED HUTCHES

sizes 96"-84"w

sizes 78"-60"w



Closed Hutch w/Glass Doors 54"H

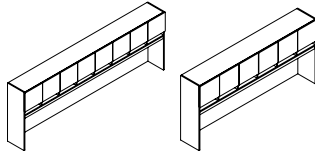
MODEL#	DIMENSIONS D x W x H	FREIGHT CLASS	WT/LBS.	CUBIC FT.	VENEER/LAMINATE	ALL VENEER
D962SH54G	15 x 96 x 54	125	351	45	<b>\$7788</b>	<b>\$9345</b>
D902SH54G	15 x 90 x 54	125	329	42	<b>\$7227</b>	<b>\$8674</b>
D842SH54G	15 x 84 x 54	125	307	39	<b>\$6714</b>	<b>\$8058</b>
D782SH54G	15 x 78 x 54	125	285	37	<b>\$6173</b>	<b>\$7409</b>
D722SH54G	15 x 72 x 54	125	263	34	<b>\$5640</b>	<b>\$6767</b>
D662SH54G	15 x 66 x 54	125	241	31	<b>\$5443</b>	<b>\$6532</b>
D602SH54G	15 x 60 x 54	125	219	28	<b>\$5202</b>	<b>\$6243</b>

One fixed shelf and one adjustable shelf (per compartment). Closed back features one grommet. Aluminum frame available in Tungsten finish only. All hutches shipped pre-assembled. Translucent, screened glass.

- Clearance from worksurface to valance is 25.5".
- Locks are not available on hutches with Glass Doors.

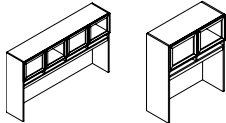
sizes 120"-108"w

sizes 102"-84"w



sizes 78"-60"w

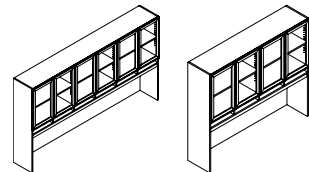
sizes 30"-36"w


Closed Hutch w/Glass Doors  
Pigeon-Hole Storage, 42"H

D120SHP42G	15 x 120 x 42	125	341	44	<b>\$8799</b>	<b>\$10560</b>
D114SHP42G	15 x 114 x 42	125	324	42	<b>\$8419</b>	<b>\$10101</b>
D108SHP42G	15 x 108 x 42	125	307	39	<b>\$8068</b>	<b>\$9683</b>
D102SHP42G	15 x 102 x 42	125	290	37	<b>\$7322</b>	<b>\$8787</b>
D96SHP42G	15 x 96 x 42	125	273	35	<b>\$6982</b>	<b>\$8379</b>
D90SHP42G	15 x 90 x 42	125	256	33	<b>\$6960</b>	<b>\$8353</b>
D84SHP42G	15 x 84 x 42	125	239	31	<b>\$6236</b>	<b>\$7480</b>
D78SHP42G	15 x 78 x 42	150	222	38	<b>\$5879</b>	<b>\$7054</b>
D72SHP42G	15 x 72 x 42	125	205	26	<b>\$5128</b>	<b>\$6152</b>
D66SHP42G	15 x 66 x 42	125	188	24	<b>\$4963</b>	<b>\$5956</b>
D60SHP42G	15 x 60 x 42	125	171	22	<b>\$4723</b>	<b>\$5668</b>
D36SHP42G	15 x 36 x 42	125	102	13	<b>\$3068</b>	<b>\$3682</b>
D30SHP42G	15 x 30 x 42	125	85	11	<b>\$2739</b>	<b>\$3288</b>

One fixed shelf. Closed back features one grommet. Aluminum frame available in Tungsten finish only. Horizontal pigeon-hole storage top mounted to hutch. All hutches shipped pre-assembled. Translucent, screened glass.

- Models 120"w- 108"w have three fixed shelf dividers.
- Models 84"w- 102"w have two fixed shelf dividers.
- Models 60"w - 78"w have one fixed shelf divider.
- Clearance from worksurface to valance is 21.5".
- Locks are not available on hutches with Glass Doors.


Closed Hutch w/Glass Doors  
Pigeon-Hole Storage, 54"H

D962SHP54G	15 x 96 x 54	125	351	45	<b>\$8950</b>	<b>\$10742</b>
D902SHP54G	15 x 90 x 54	125	329	42	<b>\$8342</b>	<b>\$10010</b>
D842SHP54G	15 x 84 x 54	125	307	39	<b>\$7732</b>	<b>\$9280</b>
D782SHP54G	15 x 78 x 54	125	285	37	<b>\$7125</b>	<b>\$8549</b>
D722SHP54G	15 x 72 x 54	125	263	34	<b>\$6516</b>	<b>\$7819</b>
D662SHP54G	15 x 66 x 54	125	241	31	<b>\$6283</b>	<b>\$7538</b>
D602SHP54G	15 x 60 x 54	125	219	28	<b>\$6002</b>	<b>\$7204</b>

One fixed shelf and one adjustable shelf (per compartment). Closed back features one grommet. Aluminum frame available in Tungsten finish only. Horizontal pigeon-hole storage top mounted to hutch. All hutches shipped pre-assembled. Translucent, screened glass.

- Clearance from worksurface to valance is 21.5".
- Locks are not available on hutches with Glass Doors.

## Required Specifications







Laminate Finish (body)

## Accessories

Tackboard  
Task Light

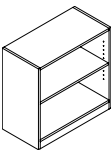
ACCESSORY PANEL ORGANIZERS

MODEL# DIMENSIONS FREIGHT CLASS WT/LBS. CUBIC FT. VENEER/LAMINATE ALL VENEER



BOOKCASES

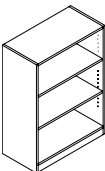
MODEL# DIMENSIONS FREIGHT CLASS WT/LBS. CUBIC FT. VENEER/LAMINATE ALL VENEER



Bookcase - 29" High\*\*

DB23615	15 x 36 x 29	92.5	90	9	\$1267	\$1518
DB23015	15 x 30 x 29	92.5	90	8	\$1107	\$1329

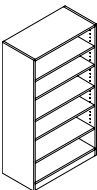
Includes **one adjustable** veneer shelf. Shelf is ¾" thick.



Bookcase - 48" High\*\*

DB43615	15 x 36 x 48	100	140	15	\$1581	\$1895
DB43015	15 x 30 x 48	92.5	140	13	\$1384	\$1660

Includes **two adjustable** veneer shelves. Shelf is ¾" thick.



Bookcase - 66" High\*\*

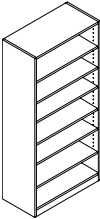
DB53615	15 x 36 x 66	100	188	21	\$1917	\$2301
DB53015	15 x 30 x 66	92.5	188	17	\$1678	\$2012

Includes **five adjustable** veneer shelves. Shelf is ¾" thick.

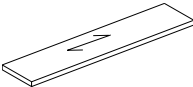
Required Specifications

- Metal finish\*
- Veneer finish (shelves)\*\*
- Laminate finish (top/body)\*\*

BOOKCASES



Bookcase - 72" High



Tops 15" Deep

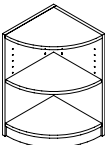
MODEL#	DIMENSIONS D x W x H	FREIGHT CLASS	WT/LBS.	CUBIC FT.	veneer/LAMINATE	ALL veneer
DB63615	15 x 36 x 72	100	210	23	\$2078	\$2495
DB63015	15 x 30 x 72	92.5	210	19	\$1820	\$2184

Includes **six adjustable** veneer shelves. Shelf is ¾" thick.

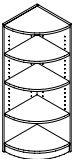
DT3617D	17 x 36 x 1	65	27	1	N/A	\$622
DT3017D	17 x 30 x 1	65	23	1	N/A	\$517

For use with 15" deep bookcases. Tops are 1" thick.

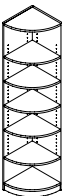
END SHELVES



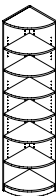
End Shelf - 29" High



End Shelf - 48" High



End Shelf - 66" High



End Shelf - 72" High

MODEL#	DIMENSIONS	FREIGHT CLASS	WT/LBS.	CUBIC FT.	veneer/LAMINATE	ALL veneer
DB2R1515	15 x 15 x 29	100	37	4	\$998	\$1197

For use at end of **worksurfaces or storage modules**. Includes one adjustable veneer shelf. Shipped RTA (ready to assemble).

DB4R1515	15 x 15 x 48	100	59	6	\$1242	\$1492
----------	--------------	-----	----	---	--------	--------

For use at end of **storage modules or wardrobe cabinets**. Includes **three adjustable** veneer shelves. Shipped RTA (ready to assemble).

DB5R1515	15 x 15 x 66	100	81	9	\$1511	\$1812
----------	--------------	-----	----	---	--------	--------

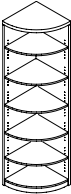
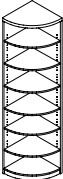
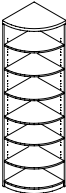
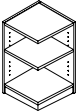
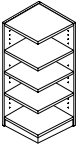
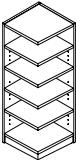
For use at end of **storage modules, wardrobe cabinets or personal towers**. Includes **five adjustable** veneer shelves. Shipped RTA (ready to assemble).

DB6R1515	15 x 15 x 72	100	83	9	\$1641	\$1968
----------	--------------	-----	----	---	--------	--------

For use at end of **storage modules, wardrobe cabinets or personal towers**. Includes **six adjustable** veneer shelves. Shipped RTA (ready to assemble).

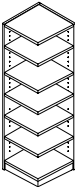
Required Specifications

Veneer finish (shelves)  
Laminate finish (top/body)

END SHELVES	MODEL#	DIMENSIONS	FREIGHT CLASS	WT/LBS.	CUBIC FT.	veneer/LAMINATE	ALL VENEER
	D x W x H						
	DB7R2424	24 x 24 x 66	100	187	22	\$2754	\$3307
	DB7R2222	22 x 22 x 66	100	157	18	\$2398	\$2878
	DB7R2020	20 x 20 x 66	100	130	15	\$2287	\$2746
For use at end of <b>storage modules, wardrobe cabinets or personal towers</b> . Includes <b>five adjustable</b> veneer shelves. Shipped RTA (ready to assemble).							
	DB7R2424H72	24 x 24 x 72	125	204	28	\$3007	\$3608
	DB7R2222H72	22 x 22 x 72	100	171	20	\$2620	\$3141
	DB7R2020H72	20 x 20 x 72	100	142	17	\$2495	\$2995
	For use at end of <b>storage modules, wardrobe cabinets or personal towers</b> . Includes <b>six adjustable</b> veneer shelves. Shipped RTA (ready to assemble).						
	DB7R2424H84	24 x 24 x 84	100	234	28	\$3507	\$4207
	DB7R2222H84	22 x 22 x 84	100	189	20	\$3214	\$3855
	DB7R2020H84	20 x 20 x 84	100	163	19	\$3062	\$3676
	For use at end of <b>storage modules, wardrobe cabinets or personal towers</b> . Includes <b>seven adjustable</b> veneer shelves. Shipped RTA (ready to assemble).						
	DB2S1515	15 x 15 x 29	100	37	4	\$1050	\$1262
	For use at end of <b>worksurfaces or storage modules</b> . Includes <b>one adjustable</b> veneer shelf. Shipped RTA (ready to assemble).						
	DB4S1515	15 x 15 x 48	100	59	6	\$1313	\$1571
	For use at end of <b>storage modules or wardrobe cabinets</b> . Includes <b>three adjustable</b> veneer shelves. Shipped RTA (ready to assemble).						
	DB5S1515	15 x 15 x 66	100	81	9	\$1591	\$1910
	For use at end of <b>storage modules, wardrobe cabinets or personal towers</b> . Includes <b>five adjustable</b> veneer shelves. Shipped RTA (ready to assemble).						

**Required Specifications**  
Veneer finish (shelves)  
Laminate finish (top/body)

END SHELVES



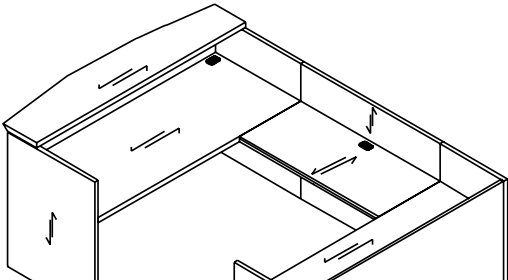
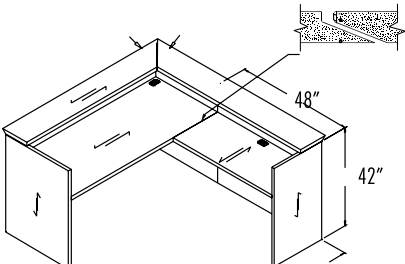
End Shelf - 72" High - Square

MODEL#	DIMENSIONS D x W x H	FREIGHT CLASS	WT/LBS.	CUBIC FT.	veneer/LAMINATE	ALL veneer
DB6S1515	15 x 15 x 72	100	83	9	\$1729	\$2074

For use at end of **storage modules, wardrobe cabinets or personal towers**. Includes **six adjustable** veneer shelves.  
Shipped RTA (ready to assemble).

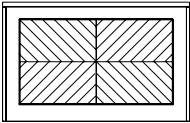
RECEPTION DESKS

- To add storage use storage shells. See pages 40-42.
- Includes GM1 grommet.
- Transaction tops to be specified separately, handed by square edge from user side.
- Decorative Front Panels should be specified separately. Size chosen should be 12" less than desk dimensions. Available in Reverse Diamond, Vertical Rib, Vertical Grain and Horizontal Grain Patterns.

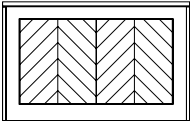


OPTION DETAILS

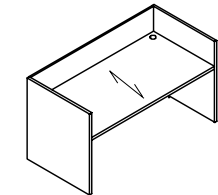
Decorative Front Panel (Reverse Diamond Pattern)  
DGFDP5430F



Decorative Front Panel (Vertical Rib Pattern)  
DGFDP5430RIB

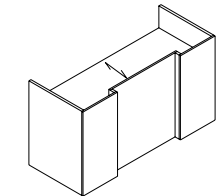


MODEL#	DIMENSIONS	FREIGHT CLASS	WT/LBS.	CUBIC FT.	veneer/LAMINATE	ALL veneer
DGC10836	36 x 108 x 42	150	533	95	\$6462	\$7753
DGC10236	36 x 102 x 42	150	503	89	\$6101	\$7322
DGC9636	36 x 96 x 42	150	473	84	\$5744	\$6892
DGC9036	36 x 90 x 42	150	444	79	\$5385	\$6463
DGC8436	36 x 84 x 42	150	414	74	\$5025	\$6028
DGC7236	36 x 72 x 42	150	355	63	\$4308	\$5169
DGC7230	30 x 72 x 42	150	315	53	\$4168	\$5001
DGC6630	30 x 66 x 42	125	295	48	\$3756	\$4506
DGC6030	30 x 60 x 42	125	275	44	\$4064	\$4875



Gallery/Reception Desk Shell\*

No pedestals. Two grommets in worksurface. For use with modular storage components.



Gallery/Reception Desk Shell  
Breakfront Style

DGIC10836	36 x 108 x 42	150	533	95	\$7938	\$9526
DGIC10236	36 x 102 x 42	150	503	89	\$7498	\$8997
DGIC9636	36 x 96 x 42	150	473	84	\$7058	\$8469
DGIC9036	36 x 90 x 42	150	444	79	\$6617	\$7940
DGIC8436	36 x 84 x 42	150	414	74	\$6176	\$7412
DGIC7236	36 x 72 x 42	150	355	63	\$5295	\$6354
DGIC7230	30 x 72 x 42	150	315	53	\$5122	\$6145
DGIC6630	30 x 66 x 42	125	295	48	\$4993	\$5993
DGIC6030	30 x 60 x 42	125	275	44	\$4712	\$5652

No pedestals. Two grommets in worksurface. For use with modular storage components.

Required Specifications

Veneer Finish  
Laminate Finish

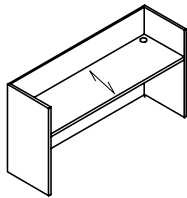
Optional Specifications

Additional Grommet (Reception Desks)  
Decorative Panel\*

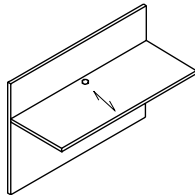
Accessories

Storage Shells (Reception Desks)

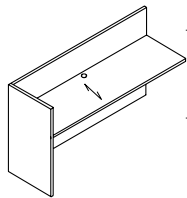
## RECEPTION DESKS



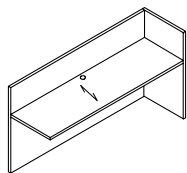
Gallery/Reception Credenza Shell\*



Bridge



Reception Return - LEFT



Reception Return - RIGHT

MODEL#	DIMENSIONS	FREIGHT CLASS	WT./LBS.	CUBIC FT.	veneer/LAMINATE	ALL VENEER
D x W x H						
DGC10824	24 x 108 x 42	150	353	63	\$5064	\$6077
DGC10224	24 x 102 x 42	150	333	60	\$4784	\$5742
DGC9624	24 x 96 x 42	150	314	56	\$4501	\$5403
DGC9024	24 x 90 x 42	150	294	53	\$4220	\$5063
DGC8424	24 x 84 x 42	150	274	49	\$3937	\$4727
DGC7224	24 x 72 x 42	150	235	42	\$3379	\$4053
DGC6624	24 x 66 x 42	150	216	39	\$3175	\$3809
DGC6024	24 x 60 x 42	150	196	35	\$2973	\$3569

**No pedestals.** Two grommets in worksurface. For use with modular storage components.

DGBT5624CG	24 x 56 x 42	150	178	32	\$2833	\$3403
DGBT5424CG	24 x 54 x 42	150	169	29	\$2833	\$3403
DGBT5024CG	24 x 50 x 42	150	151	27	\$2518	\$3020
DGBT4824CG	24 x 48 x 42	150	142	26	\$2518	\$3020
DGBT4424CG	24 x 44 x 42	150	134	23	\$2204	\$2643
DGBT4224CG	24 x 42 x 42	150	127	22	\$2204	\$2643
DGBT3824CG	24 x 38 x 42	150	119	20	\$1985	\$2382
DGBT3624CG	24 x 36 x 42	150	112	19	\$1985	\$2382

Attaches between **Gallery Desk and Gallery Credenza Only**. One grommet in center of worksurface. Shipped RTA (ready to assemble).

- To remove cross-grain veneer pattern on top, delete "CG" from model number. Available as a special - no upcharge.

DGRL7224	24 x 72 x 42	125	273	42	\$4253	\$5104
DGRL6624	24 x 66 x 42	125	250	39	\$3899	\$4679
DGRL6024	24 x 60 x 42	125	228	35	\$3547	\$4254
DGRL5424	24 x 54 x 42	125	205	32	\$3192	\$3831
DGRL4824	24 x 48 x 42	125	182	28	\$2840	\$3406
DGRL4224	24 x 42 x 42	125	159	25	\$2482	\$2979
DGRL3624	24 x 36 x 42	125	137	21	\$2235	\$2679

**No pedestal.** One grommet in center of worksurface. For use with modular storage components.

DGRR7224	24 x 72 x 42	125	273	42	\$4253	\$5104
DGRR6624	24 x 66 x 42	125	250	39	\$3899	\$4679
DGRR6024	24 x 60 x 42	125	228	35	\$3547	\$4254
DGRR5424	24 x 54 x 42	125	205	32	\$3192	\$3831
DGRR4824	24 x 48 x 42	125	182	28	\$2840	\$3406
DGRR4224	24 x 42 x 42	125	159	25	\$2482	\$2979
DGRR3624	24 x 36 x 42	125	137	21	\$2235	\$2679

**No pedestal.** One grommet in center of worksurface. For use with modular storage components.

## Required Specifications

Veneer Finish  
Laminate Finish

## Optional Specifications

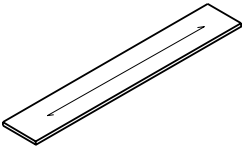
Additional grommet\*  
Decorative panel\*

## Accessories

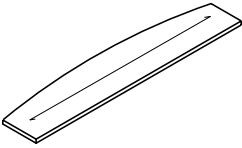
Storage shells\*



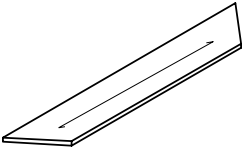
TRANSACTION TOPS



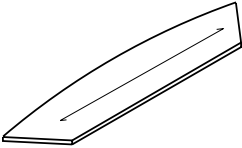
Transaction Counter Top



Bow Front Transaction Counter Top



Trapezoid Transaction Counter Top



Bow Front Trapezoid Transaction Counter Top

MODEL#	DIMENSIONS D x W x H	FREIGHT CLASS	WT/LBS.	CUBIC FT.	VENEER/LAMINATE	ALL VENEER
DGTT10810	10 x 108 x 1.50	100	78	8	N/A	<b>\$1198</b>
DGTT10210	10 x 102 x 1.50	92.5	72	7	N/A	<b>\$1133</b>
DGTT9610	10 x 96 x 1.50	100	66	7	N/A	<b>\$1067</b>
DGTT9010	10 x 90 x 1.50	92.5	60	6	N/A	<b>\$1000</b>
DGTT8410	10 x 84 x 1.50	100	54	6	N/A	<b>\$933</b>
DGTT7210	10 x 72 x 1.50	100	48	5	N/A	<b>\$801</b>
DGTT6610	10 x 66 x 1.50	100	42	5	N/A	<b>\$732</b>
DGTT6010	10 x 60 x 1.50	100	36	4	N/A	<b>\$668</b>

**Rectangular top** for main reception desk. Counter sits on top of Gallery panels. Does not overhang. **Factory installed - specify Gallery to be used on.** Size must match dimension of desk front or combined desk side and return length. Hardware included.

DGTTM1081013	10-13 x 108 x 1.50	125	78	10	N/A	<b>\$2395</b>
DGTTM1021013	10-13 x 102 x 1.50	100	72	9	N/A	<b>\$2658</b>
DGTTM961013	10-13 x 96 x 1.50	125	66	9	N/A	<b>\$2129</b>
DGTTM901013	10-13 x 90 x 1.50	125	60	8	N/A	<b>\$1996</b>
DGTTM841013	10-13 x 84 x 1.50	125	54	8	N/A	<b>\$1864</b>
DGTTM721013	10-13 x 72 x 1.50	125	48	7	N/A	<b>\$1598</b>
DGTTM661013	10-13 x 66 x 1.50	125	42	6	N/A	<b>\$1466</b>
DGTTM601013	10-13 x 60 x 1.50	125	36	5	N/A	<b>\$1331</b>

**Bow top** for main reception desk. Counter sits on top of Gallery panels. Bow front overhangs 3". **Factory installed - specify Gallery to be used on.** Size must match dimension of desk front or combined desk side and return length. Hardware included.

DGTTA10810	10 x 108 x 1.50	100	78	8	N/A	<b>\$1360</b>
DGTTA10210	10 x 102 x 1.50	92.5	72	7	N/A	<b>\$1293</b>
DGTTA9610	10 x 96 x 1.50	100	66	7	N/A	<b>\$1227</b>
DGTTA9010	10 x 90 x 1.50	92.5	60	6	N/A	<b>\$1160</b>
DGTTA8410	10 x 84 x 1.50	100	54	6	N/A	<b>\$1096</b>
DGTTA7210	10 x 72 x 1.50	100	48	5	N/A	<b>\$961</b>
DGTTA6610	10 x 66 x 1.50	100	42	5	N/A	<b>\$897</b>
DGTTA6010	10 x 60 x 1.50	100	36	4	N/A	<b>\$828</b>

**Trapezoid top** for main reception desk. 45° mitered ends on left and right. For use with left and right 45° mitered return transaction counters. Counter sits on top of Gallery panels. Does not overhang. **Factory installed - specify Gallery to be used on.** Width must match dimension of desk front. Hardware included.

DGTTMA1081013	10-13 x 108 x 1.50	125	78	10	N/A	<b>\$2552</b>
DGTTMA1021013	10-13 x 102 x 1.50	100	72	9	N/A	<b>\$2420</b>
DGTTMA961013	10-13 x 96 x 1.50	125	66	9	N/A	<b>\$2288</b>
DGTTMA901013	10-13 x 90 x 1.50	125	60	8	N/A	<b>\$2155</b>
DGTTMA841013	10-13 x 84 x 1.50	125	54	8	N/A	<b>\$2026</b>
DGTTMA721013	10-13 x 72 x 1.50	125	48	7	N/A	<b>\$1757</b>
DGTTMA661013	10-13 x 66 x 1.50	125	42	6	N/A	<b>\$1623</b>
DGTTMA601013	10-13 x 60 x 1.50	125	36	5	N/A	<b>\$1493</b>

**Trapezoid bow top** for main reception desk. 45° mitered ends on left and right. For use with left and right 45° mitered return transaction counters. Counter sits on top of Gallery panels. Bow front overhangs 3". **Factory installed - specify Gallery to be used on.** Width must match dimension of desk front. Hardware included.

**Required Specifications**  
Veneer Finish

## TRANSACTION TOPS

## MODEL#

## DIMENSIONS

## FREIGHT CLASS

## WT/LBS.

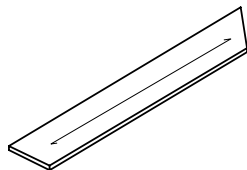
## CUBIC FT.

## VENEER/LAMINATE

## ALL VENEER

## D x W x H

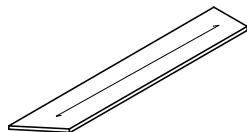
DGTTAL12010	10 x 120 x 1.50	92.5	84	8	N/A	<b>\$1437</b>
DGTTAL11410	10 x 114 x 1.50	92.5	81	8	N/A	<b>\$1366</b>
DGTTAL10810	10 x 108 x 1.50	100	78	8	N/A	<b>\$1305</b>
DGTTAL10210	10 x 102 x 1.50	92.5	72	7	N/A	<b>\$1240</b>
DGTTAL9610	10 x 96 x 1.50	100	66	7	N/A	<b>\$1174</b>
DGTTAL9010	10 x 90 x 1.50	92.5	60	6	N/A	<b>\$1106</b>
DGTTAL8410	10 x 84 x 1.50	100	54	6	N/A	<b>\$1042</b>
DGTTAL7210	10 x 72 x 1.50	100	48	5	N/A	<b>\$907</b>
DGTTAL6610	10 x 66 x 1.50	100	42	5	N/A	<b>\$843</b>
DGTTAL6010	10 x 60 x 1.50	100	36	4	N/A	<b>\$776</b>
DGTTAL3610	10 x 36 x 1.50	100	24	3	N/A	<b>\$466</b>
DGTTAL3010	10 x 30 x 1.50	92.5	20	2	N/A	<b>\$391</b>
DGTTAL2410	10 x 24 x 1.50	100	16	2	N/A	<b>\$343</b>



Transaction Counter Top - LEFT

**Rectangular top** for main reception desk with 45° mitered end on **left**. For use with rectangular or bow front transaction counters with miters at both ends. Width must match dimension of Gallery Desk end and Return width. Counter sits on top of Gallery panels. Does not overhang. **Factory installed - specify Gallery to be used on.** Hardware included.

DGTTAR12010	10 x 120 x 1.50	92.5	84	8	N/A	<b>\$1437</b>
DGTTAR11410	10 x 114 x 1.50	92.5	81	8	N/A	<b>\$1366</b>
DGTTAR10810	10 x 108 x 1.50	100	78	8	N/A	<b>\$1305</b>
DGTTAR10210	10 x 102 x 1.50	92.5	72	7	N/A	<b>\$1240</b>
DGTTAR9610	10 x 96 x 1.50	100	66	7	N/A	<b>\$1174</b>
DGTTAR9010	10 x 90 x 1.50	92.5	60	6	N/A	<b>\$1106</b>
DGTTAR8410	10 x 84 x 1.50	100	54	6	N/A	<b>\$1042</b>
DGTTAR7210	10 x 72 x 1.50	100	48	5	N/A	<b>\$907</b>
DGTTAR6610	10 x 66 x 1.50	100	42	5	N/A	<b>\$843</b>
DGTTAR6010	10 x 60 x 1.50	100	36	4	N/A	<b>\$776</b>
DGTTAR3610	10 x 36 x 1.50	100	24	3	N/A	<b>\$466</b>
DGTTAR3010	10 x 30 x 1.50	92.5	20	2	N/A	<b>\$391</b>
DGTTAR2410	10 x 24 x 1.50	100	16	2	N/A	<b>\$343</b>



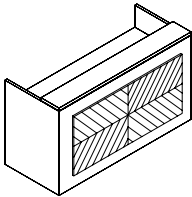
Transaction Counter Top - RIGHT

**Rectangular top** for main reception desk with 45° mitered end on **right**. For use with rectangular or bow front transaction counters with miters at both ends. Width must match dimension of Gallery Desk end and Return width. Counter sits on top of Gallery panels. Does not overhang. **Factory installed - specify Gallery to be used on.** Hardware included.

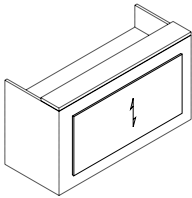
## Required Specifications

Veneer Finish

RECEPTION DESKS



Decorative Front Panel  
Reverse Diamond Pattern



Decorative Front Panel  
Vertical Grain Pattern

MODEL#	DIMENSIONS	FREIGHT CLASS	WT/LBS.	CUBIC FT.	veneer/LAMINATE	ALL veneer
D x W x H						
DGFDP9630F	1 x 96 x 30	92.5	81	8	N/A	\$2384
DGFDP9030F	1 x 90 x 30	100	78	8	N/A	\$2231
DGFDP8430F	1 x 84 x 30	92.5	72	7	N/A	\$2086
DGFDP7230F	1 x 72 x 30	100	66	7	N/A	\$1787
DGFDP6030F	1 x 60 x 30	92.5	60	6	N/A	\$1493
DGFDP5430F	1 x 54 x 30	100	54	6	N/A	\$1341
DGFDP4830F	1 x 48 x 30	100	48	5	N/A	\$1194

Raised decorative front panel for a reception desk. Size should be 12” less than desk dimensions. **Factory installed.** Hardware included.

DGFDP9630V	1 x 96 x 30	92.5	81	8	N/A	\$2075
DGFDP9030V	1 x 90 x 30	100	78	8	N/A	\$1942
DGFDP8430V	1 x 84 x 30	92.5	72	7	N/A	\$1817
DGFDP7230V	1 x 72 x 30	100	66	7	N/A	\$1555
DGFDP6030V	1 x 60 x 30	92.5	60	6	N/A	\$1296
DGFDP5430V	1 x 54 x 30	100	54	6	N/A	\$1172
DGFDP4830V	1 x 48 x 30	100	48	5	N/A	\$1037

Raised decorative front panel for a reception desk. Size should be 12” less than desk dimensions. **Factory installed.** Hardware included.

Required Specifications  
Veneer finish

# foundations





Contemporary. Minimal. Inspirational. **Foundations** desking draws upon a contemporary minimal aesthetic, paring down furniture structure and surface to its essence to reveal an architecture of simple horizontal and vertical planar elements.

Each piece is designed to serve the needs of a changing office landscape, elevating the look and function of the private office and taking into account the diverse uses of meeting rooms in the modern work environment. Designed by Christopher Wright.

Foundations components for the private office include modular desks, credenzas and wall storage units punctuated by niches set into the vertical plane of the unit. Personal items or work tools can be stored in niches, desks and storage components that combine to suit individual work styles.

#### Features and Benefits

- Workwalls support configurations or function as display backdrops
- Niches are designed to accept tackboards, remote-controlled LED lighting and flat screen monitors
- Wall units can be specified with LED lighting.
- Power, data and cable management accessories are available on any Foundations unit, including boardroom tables to meet exact requirements.
- A full array of complementary conference room furnishings are available to coordinate the entire office.



Open frame leg



Workwall niche offers a surface, storage or display.



Workwall with integrated storage credenza.

**GENERAL INFORMATION**

- Foundations includes workwalls, single- and double-pedestal desks and executive desk extensions, bridges and transaction counters
- Storage components include credenzas, bench storage, wall-mounted and freestanding storage
- Two- or three-tone finish options allow for a distinctive aesthetic
- Executive desk extensions are supported by an open frame leg or elevated pedestals
- Modular wall units, pedestals and credenzas allow for scalable storage solutions; components accommodate L- and U-shaped configurations, as well as desk and workwall/credenza combinations.
- For environmental certification, please visit [globalfurnituregroup.com](http://globalfurnituregroup.com)

**CONSTRUCTION**

- Engineered veneer is real wood that through a manufacturing process of slicing, dyeing, gluing and re-slicing achieves consistent wood grain and color structure.
- Veneer is purchased by the block and sliced into a rift cut slip matched pattern to a thickness of 0.6mm (1/42"). Global lays up rift cut veneers in a slip match method.

**FINISHES**

- Conversion varnish (similar to catalyzed lacquer, but tougher), 25 degree sheen. Finishes are not buffed or rubbed.
- All Global wood casegood products are veneered and finished on the back sides (360° finishing), except modular under-surface storage - tops and backs are unfinished.
- Touch up kits available, includes a touch up marker and fill crayon. Order **VTTOUCHUPKIT, \$164** list. Specify finish when ordering.
- Global standard finish, on oak and walnut, is open pore and on cherry and maple is semi-closed pore. If a full finish is required for walnut, cherry, anigre and maple tops, Add the suffix "2" to the finish code and Add 5% to the base pricing for each product.

**CUSTOM FINISH IS AVAILABLE.****PEDESTALS AND CRENZAS**

- Suspended 7.5" off the floor by an open framed aluminum leg
- Locks are always located on the side panel.
- Handle placement is offset from the center, towards the lock
- Overall height is 26.5"
- Pedestal drawer suspensions are metal ball bearing type. Both box and file drawers are full extension.
- Hanging file rails are pre-installed on file drawer perimeters. The back rail in a lateral file drawer is designed for both letter and legal size filing.
- Drawer sides and bottoms are wrapped black vinyl. Veneered drawer interiors are available as an option.
- Drawer front is an applied element to a four sided drawer. Drawer fronts are veneered on all surfaces. Drawer fronts can be removed or replaced in the field.
- Leveling glides have 1" range of adjustment.

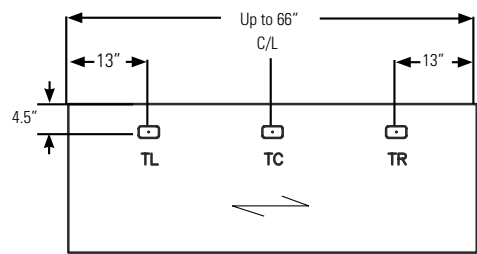
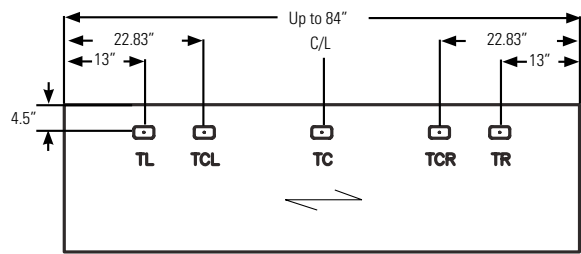
**HARDWARE**

- All necessary hardware to assemble the furniture is included in the shipment. Actual wall-attachment fasteners for wall cabinets and tackboards are not included due to variable site conditions.
- Hanging file rails are pre-installed on file drawer perimeters and accommodate both legal and letter size filing. Legal filing can be achieved either as side-to-side or front-to-back. Letter filing can be achieved as front-to-back filing only.
- Connecting brackets are used to attached bridges and returns to desk, and are shipped pre-attached to the bottom of the bridge or return. Additional screws are shipped in a plastic bag.

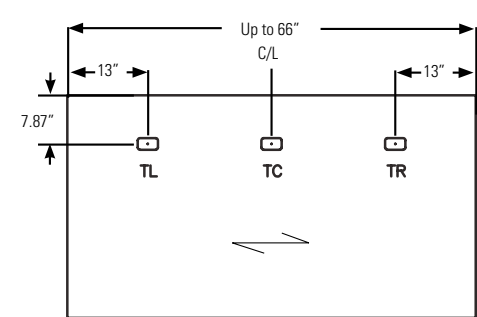
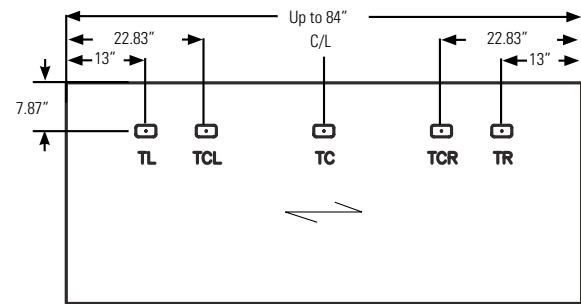
**INSTALLATION**

- **Wall-mounted cabinets and tackboards** are shipped with preattached horizontal wall rails at the back of each unit. The wall-side components must be detached from the unit and fastened to the wall accordingly. Wall fasteners are not included due to the variable site conditions. Securing the wall rail to a vertical structural member is the required manner of installation. The cabinet or tackboard is then lowered on to the wall rail. It is important to level the wall rail before installation. Wall cabinets are equipped with levelers at the bottom of the back panels for proper cabinet alignment. Units with doors are equipped with adjustable European door hinges to assist in door alignment. It is required to use a #8 wood screw through the back of the cabinet and the wall-mounted rail, to further secure the wall attachment. Tackboards have vertical grooves in the back for tasklight wiring.
- **Transaction counter and decorative panels** are shipped knock down. To assemble it follow the assembly instruction sheet included. To secure the transaction counter to the desk, double sided tape is applied to the bottom of the end panels. Included screws must be used to attach the decorative panel to the desk.
- **Modular storage units:** Have pre-drilled holes through the tops for securing to the bottom of the work surfaces. Screws and lock keys are included in a plastic bag fastened inside the pedestal. Pedestals may be installed flush or offset. Disassemble the modular unit first before relocating the entire unit to avoid damage or bodily injuries.
- **Work Walls:** Incorporate storage units, credenzas and niches of different sizes, attached to the base with connecting bolts. Upper units are installed with plastic dowels. Small connectors are supplied to secure the units thru the side panels. Complete assembly instruction is included with the wall unit. All necessary connectors and dowels are shipped in a plastic bag.
- **Credenza backpanels and display walls:** Optional credenza backpanels and display walls are attached to the units with supplied quick connectors. To assemble the display wall follow the assembly instructions included. All connectors and screws are shipped in a plastic bag.
- **Tables:** All table components are shipped in multiple boxes. Screws and table connectors are packed in a separate box identified with the label "Hardware Enclosed". Assembly instructions for specific tables are included.

For tops up to 24"D



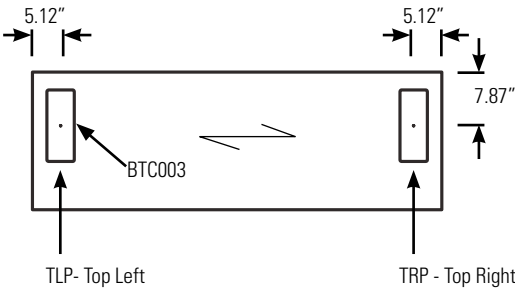
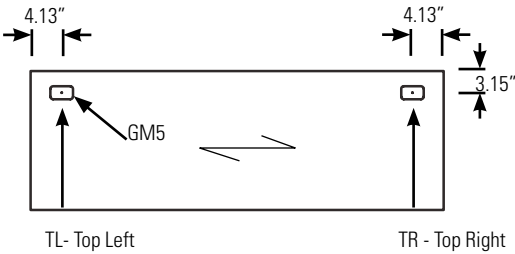
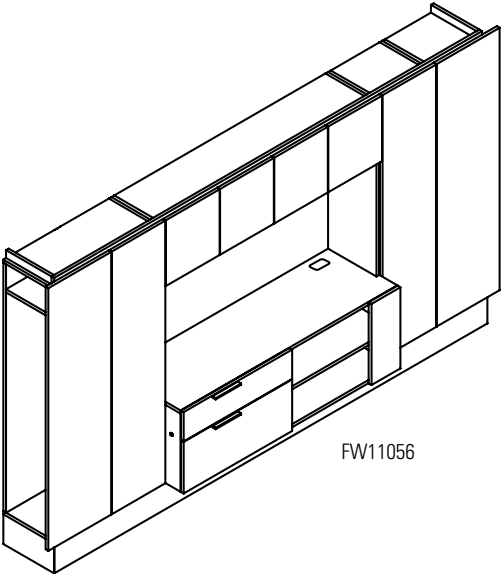
For tops 30" to 36"D



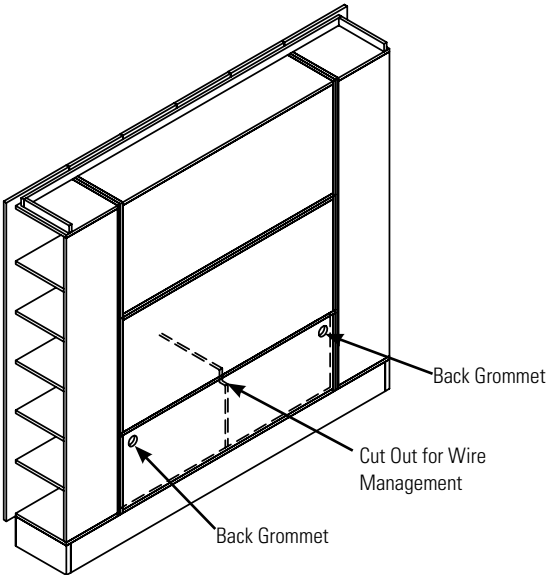
# F FOUNDATIONS - NOTES

## Optional Grommet Locations on Work Walls

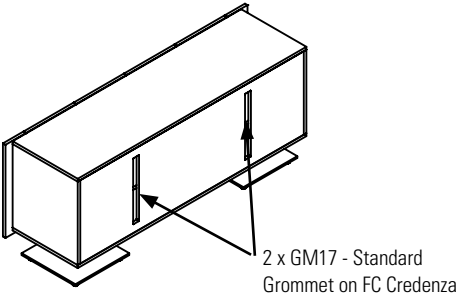
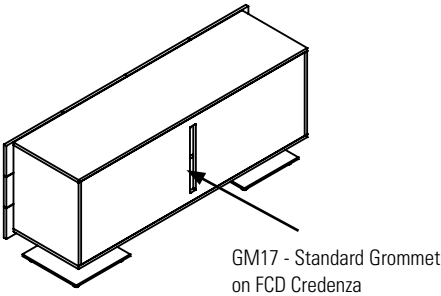
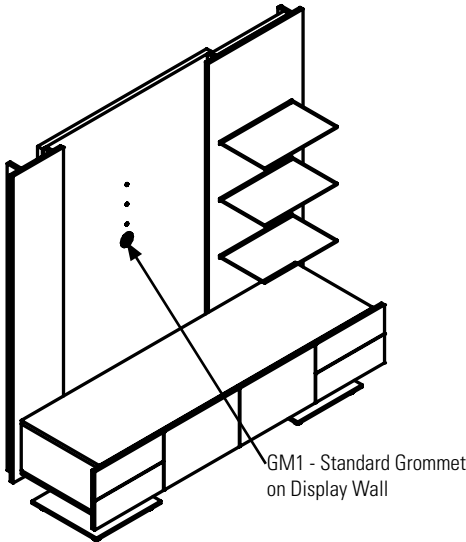
Grommets and Grommet Locations must be specified.



## Standard Grommet Locations on Work Walls



FW9570-IR Back View

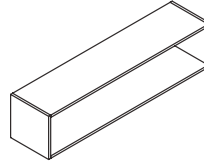
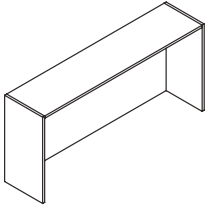




**Work Wall Display Niches**

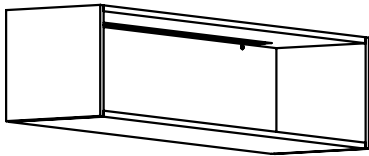
- Available widths 15", 30", 45", 60" wide.
- Available heights 14", 28", 42" high.
- Maximum niche dimension 60" wide is 42" high.
- Maximum niche dimension 75" wide is 28" high.

When a niche is placed on 20" cantilevered storage there is no bottom. When a niche is placed between storage components it always has a bottom.

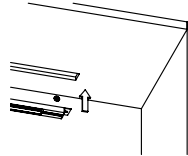
**Work Wall Lighting**

- LED lights for niches must be specified at time of manufacture. When more than one LED light is required in a work wall configuration, a single remote switch is included. Up to four LED lights can work off a single transformer.

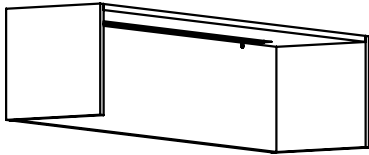
Four sided niche with routed upper panel for LED light.



Niche is routed on inside top panel & back is drilled for wire pass through.



Open bottom niche with routed upper panel for LED light.



LED lights available in 12", 24", 36" and 48" widths.



CONFERENCE TABLES DETAILS

Optional Grommet Locations for Conference Table Tops

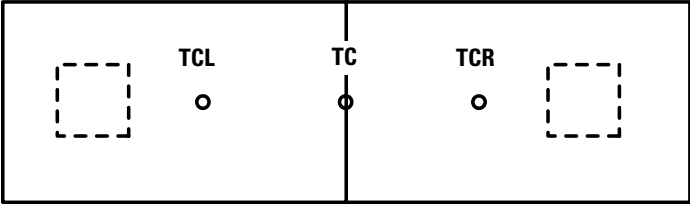
Grommets and Grommet Locations must be specified.

For tables that are 48" wide and 96", 120", 144" or 168" long:

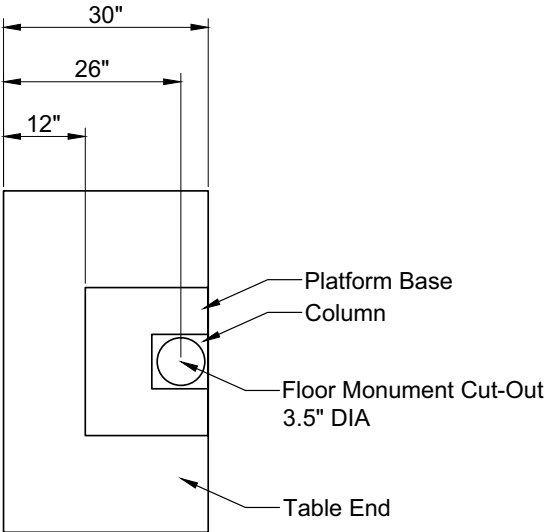
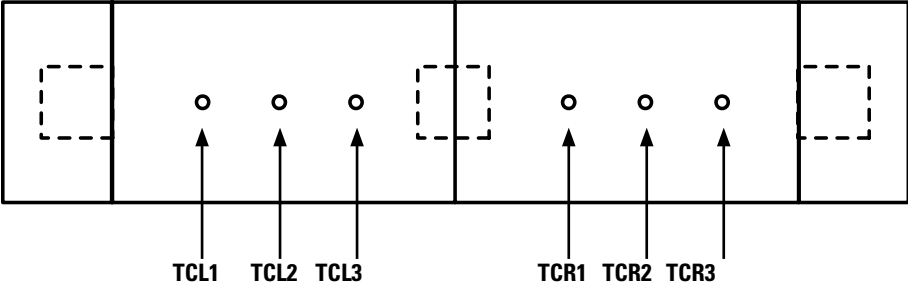
TCL - Top Center Left

TCR - Top Left

TC - Top Center

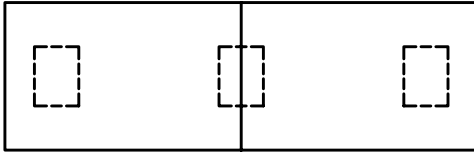


For tables that are 48" wide and 192" or 216" long and tables that are 60" wide and 168", 192", 216" or 240' long:

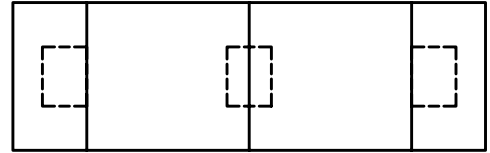


## Conference Table Top and Base Guide


### Conference Table, two piece Top with 3 Bases



### Sectional Conference Table with 3 Bases



### Conference Table, two piece Top with 2 Bases



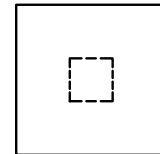
### Sectional Conference Table with 2 Bases



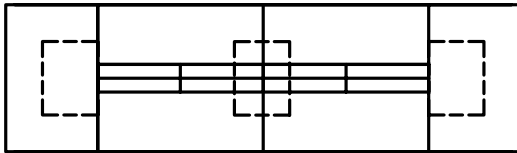
### Conference Table, one piece Top with 2 Bases



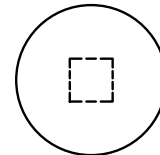
### Square Table Top with Mono Base



### Sectional Conference Table with Technology Trough and 3 Bases



### Round Table Top with Mono Base



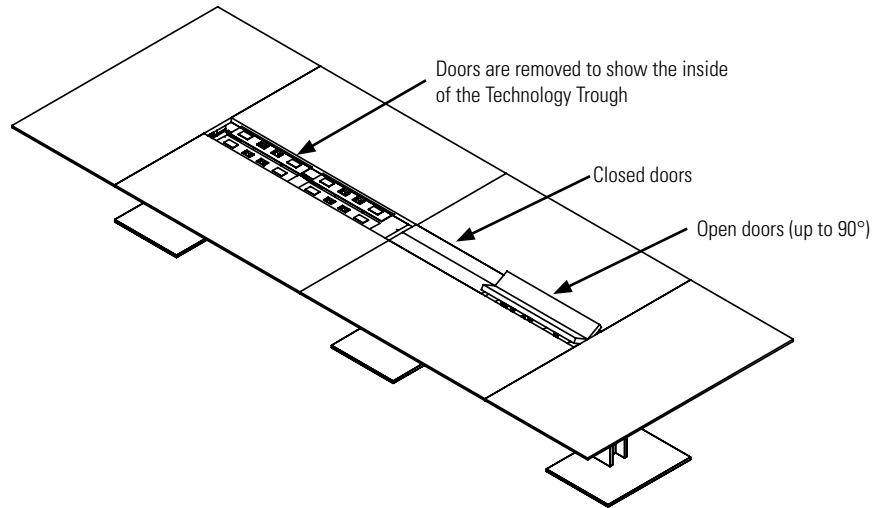
### Sectional Conference Table with Technology Trough and 2 Bases



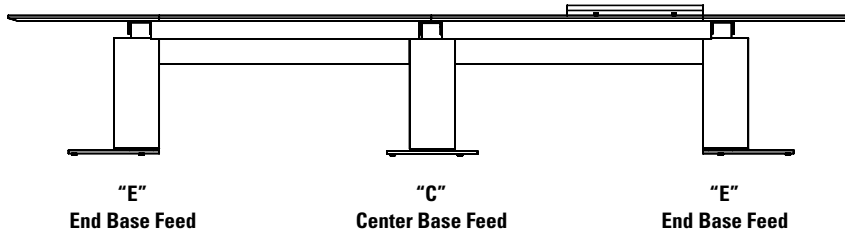
### Sectional Conference Table with Technology Trough and 2 Bases



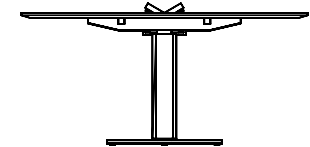
**Note:** Different Table Shapes are available.



**Side View**



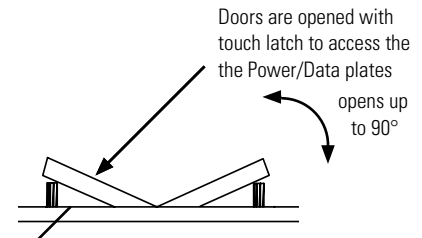
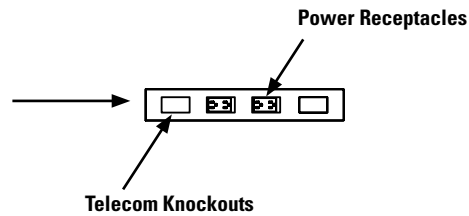
**End View**



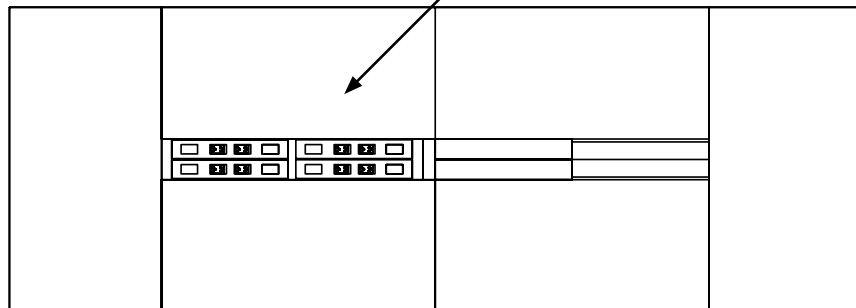
Power kits are included.

Two power receptacles and two telecom knockouts per door are standard.

Telecom plates will be shipped separately. If no telecom plate is specified, blank coverplate will be included.

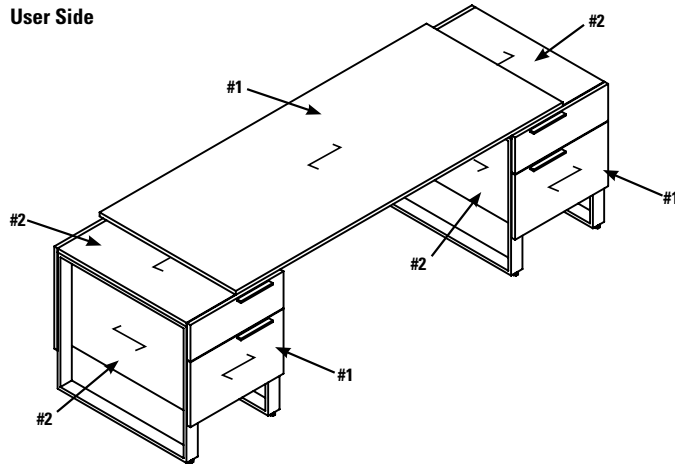
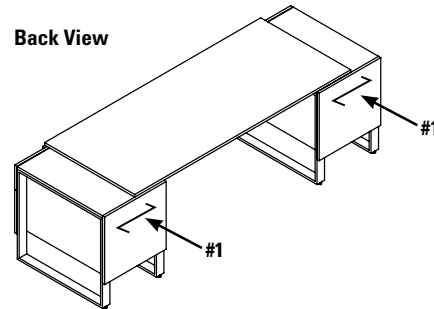


**End View Detail**

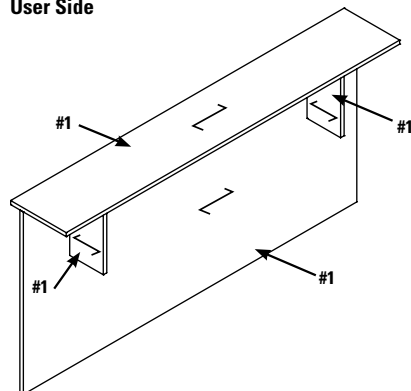
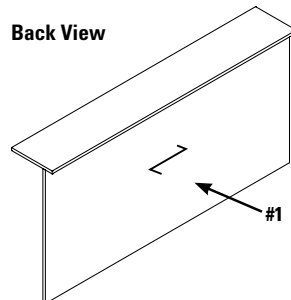


**FINISH SPECIFICATIONS****Double and Single Pedestal Desks**

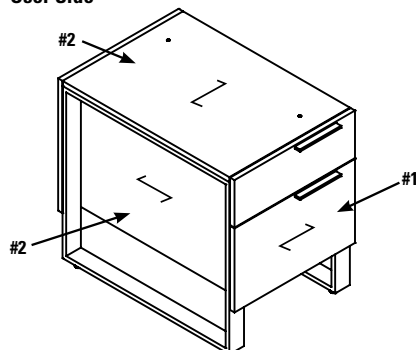
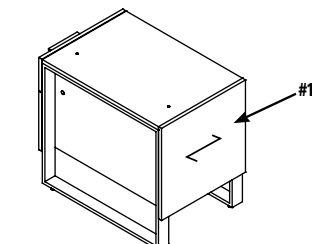
- For desks two finishes can be specified.
- The first finish in the product string, indicated as #1.
- The second finish in the product string indicated as #2.
- If only one finish is indicated, the entire unit will be monotone.
- **Note:** Horizontal grain direction is standard on all engineered finishes. If natural veneer is required, the grain direction will be vertical. Arrow indicates direction of grain.

**User Side****Back View****Transaction Counter and Decorative Panel**

- For Transaction Counter and Decorative Panel, only one finish can be specified.
- Arrow indicates direction of grain

**User Side****Back View****Pedestals**

- For Pedestals, two finishes can be specified.
- The first finish in the product string, indicated as #1.
- The second finish in the product string indicated as #2.
- If only one finish is indicated, the entire unit will be monotone.

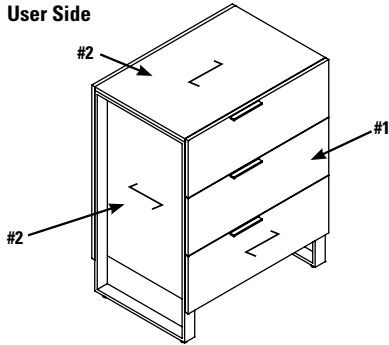
**User Side****Back View**

# F FOUNDATIONS - NOTES

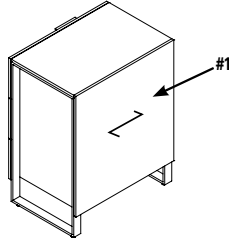
## Lateral Files

- For Lateral Files two finishes can be specified.
- The first finish in the product string, indicated as **#1**.
- The second finish in the product string indicated as **#2**.
- If only one finish is indicated, the entire unit will be monotone.
- Arrow indicates direction of grain

### User Side



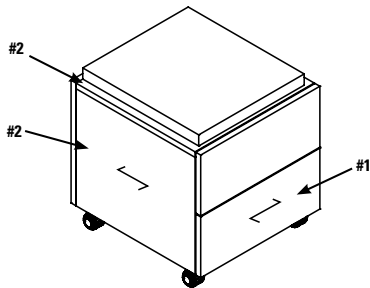
### Back View



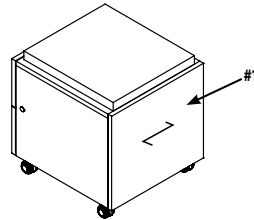
## Mobile Pedestals

- For Mobile Pedestals, two finishes can be specified.
- The first finish in the product string, indicated as **#1**.
- The second finish in the product string indicated as **#2**.
- If only one finish is indicated, the entire unit will be monotone.
- Arrow indicates direction of grain

### User Side



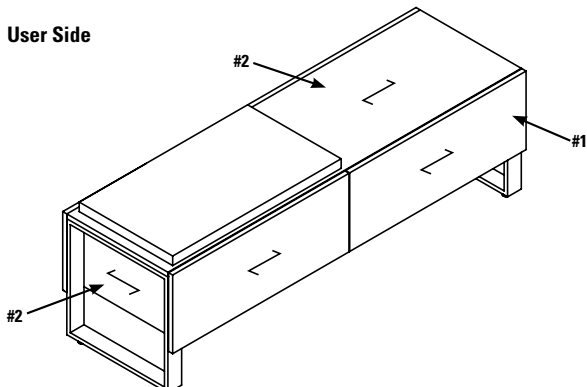
### Back View



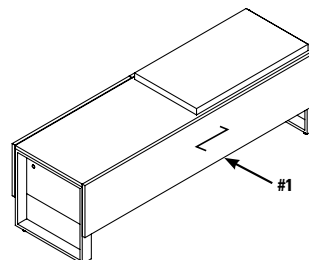
## Benches

- For Benches, two finishes can be specified.
- The first finish in the product string, indicated as **#1**.
- The second finish in the product string indicated as **#2**.
- If only one finish is indicated, the entire unit will be monotone.
- Arrow indicates direction of grain

### User Side



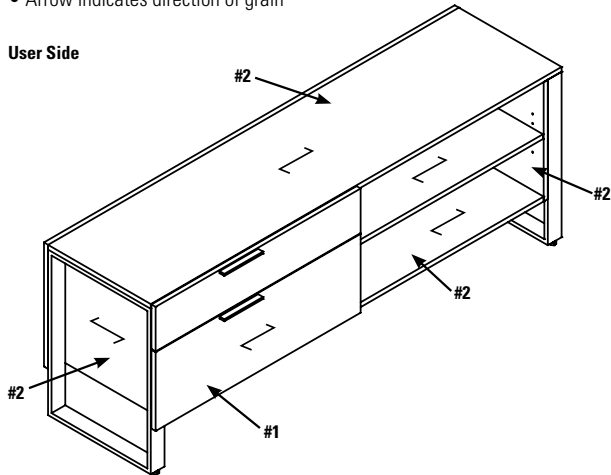
### Back View



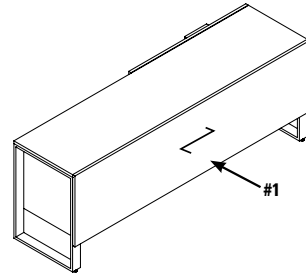
### Credenzas

- For Credenzas, two finishes can be specified.
- The first finish in the product string, indicated as **#1**.
- The second finish in the product string indicated as **#2**.
- If only one finish is indicated, the entire unit will be monotone.
- Arrow indicates direction of grain

User Side



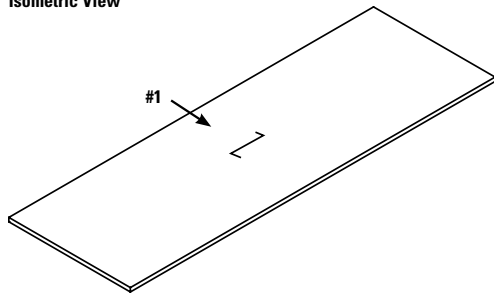
Back View





### Modular Tops

- For Modular Tops, only one finish can be specified.
- Arrow indicates direction of grain

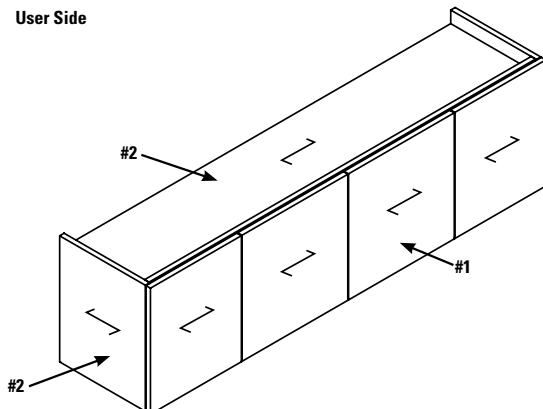
Isometric View



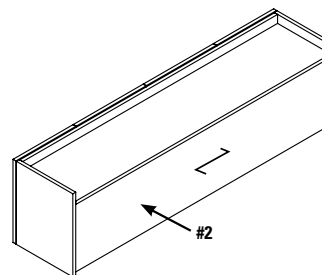
End View



User Side



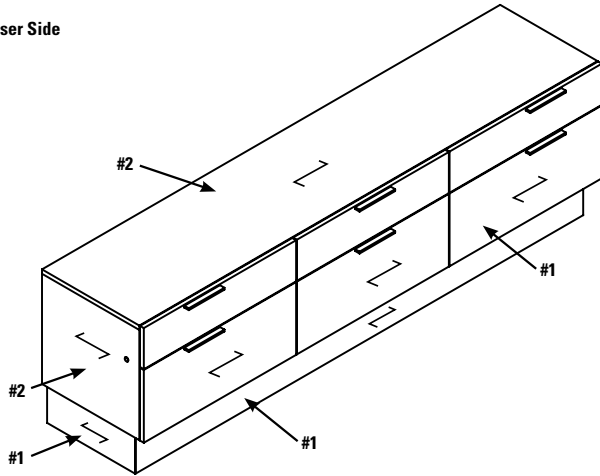
Back View



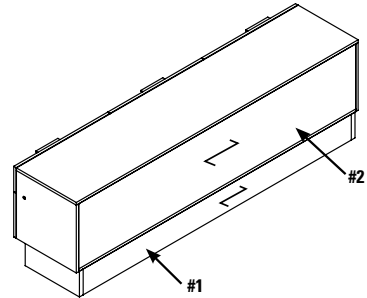
## Work Wall Credenzas

- Two finishes can be specified.
- The first finish in the product string, indicated as **#1**.
- The second finish in the product string indicated as **#2**.
- If only one finish is indicated, the entire unit will be monotone.
- Arrow indicates direction of grain

User Side



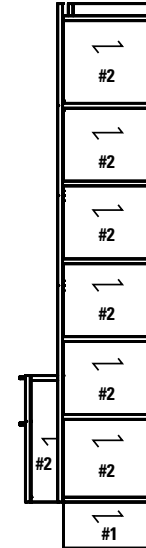
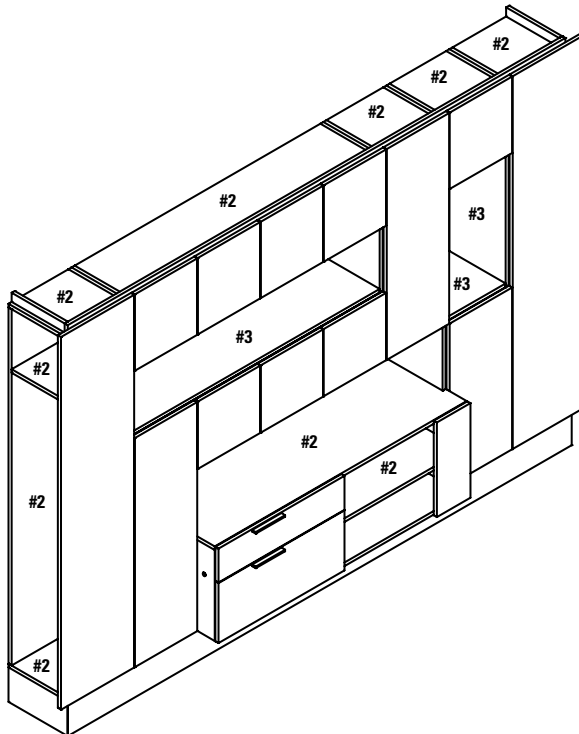
Back View





**Work Wall Credenzas**

- Three finishes can be specified.
- The first finish in the product string, indicated as **#1**.
- The second finish in the product string indicated as **#2**.
- The third finish in the product string indicated as **#3**.
- If only one finish is indicated, the entire unit will be monotone.
- Horizontal grain direction is standard on all engineered finishes. If natural veneer is required, the grain direction will be vertical. Arrow indicates direction of grain

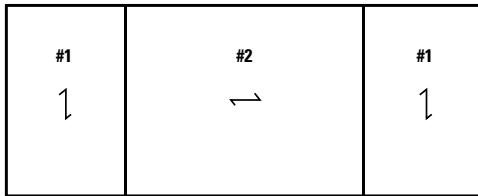
**Front View****Side View****Isometric View**

# F FOUNDATIONS - NOTES

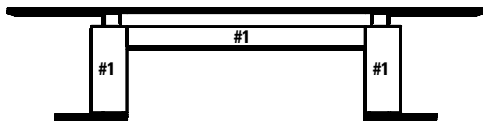
## Sectional Top with two bases

- Two finishes can be specified.
- The first finish in the product string, indicated as **#1**.
- The second finish in the product string indicated as **#2**.
- If only one finish is indicated, the entire unit will be monotone.
- Arrow indicates direction of grain

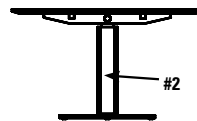
Top View



Side View



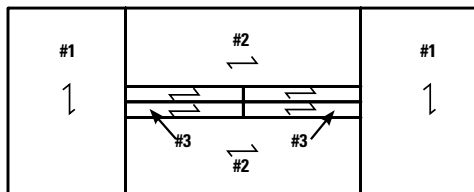
End View



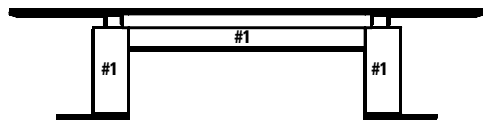
## Sectional Top with Technology Trough and bases

- Three finishes can be specified.
- The first finish in the product string, indicated as **#1**.
- The second finish in the product string indicated as **#2**.
- The third finish in the product string indicated as **#3**.
- If only one finish is indicated, the entire unit will be monotone.
- Arrow indicates direction of grain

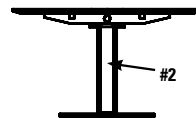
Top View



Side View



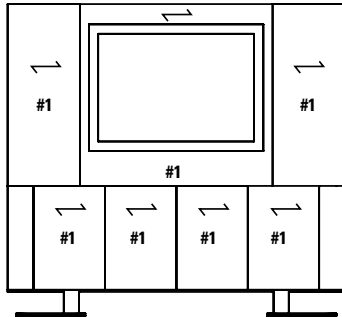
End View



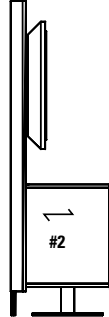
### Full Storage Credenza with two sets of Storage Cabinets and Display Wall

- Two finishes can be specified.
- The first finish in the product string, indicated as **#1**.
- The second finish in the product string indicated as **#2**.
- If only one finish is indicated, the entire unit will be monotone.
- Arrow indicates direction of grain

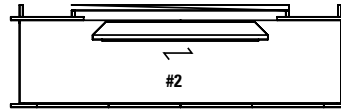
Front View



Side View



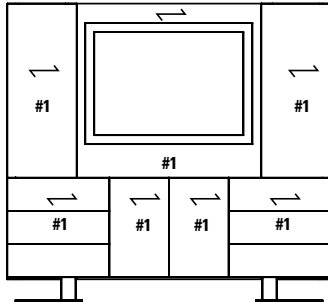
Top View



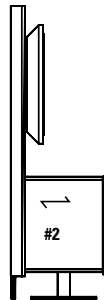
### Full Storage Credenza with BBB, Storage Cabinet, BBB and Display Wall

- Two finishes can be specified.
- The first finish in the product string, indicated as **#1**.
- The second finish in the product string indicated as **#2**.
- If only one finish is indicated, the entire unit will be monotone.
- Arrow indicates direction of grain

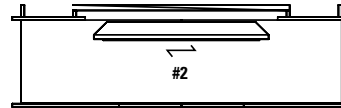
Front View



Side View



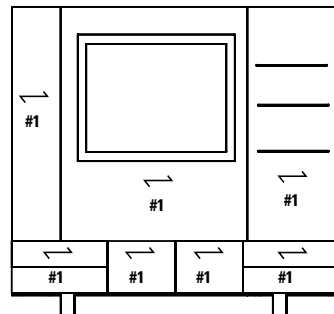
Top View



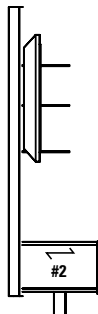
### Full Storage Credenza with BB, Storage Cabinet, BB and Display Wall

- Two finishes can be specified.
- The first finish in the product string, indicated as **#1**.
- The second finish in the product string indicated as **#2**.
- If only one finish is indicated, the entire unit will be monotone.
- Arrow indicates direction of grain

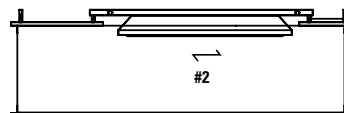
Front View



Side View



Top View

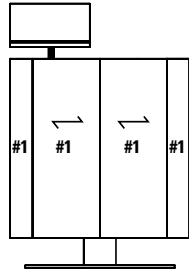


## Lectern

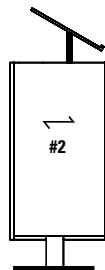
- Two finishes can be specified.
- The first finish in the product string, indicated as **#1**.
- The second finish in the product string indicated as **#2**.
- If only one finish is indicated, the entire unit will be monotone.
- Arrow indicates direction of grain

### FLEC-36 Lectern

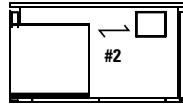
Front View



Side View



Top View

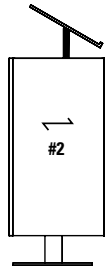


### FLEC-24 Lectern

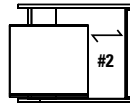
Front View



Side View



Top View

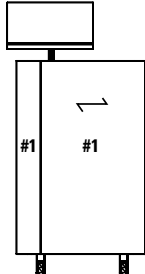


### Mobile Units

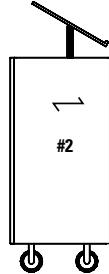
- Two finishes can be specified.
- The first finish in the product string, indicated as **#1**.
- The second finish in the product string indicated as **#2**.
- If only one finish is indicated, the entire unit will be monotone.
- Arrow indicates direction of grain

### Mobile Lectern

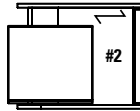
Front View



Side View

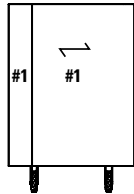


Top View

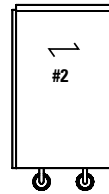


### Mobile Tech Cart

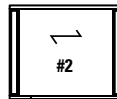
Front View



Side View

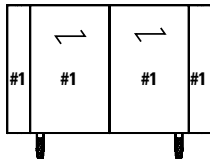


Top View

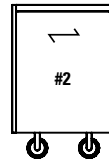


### Mobile Server

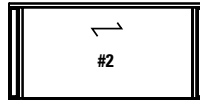
Front View



Side View



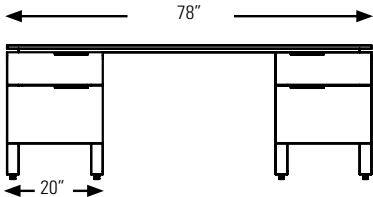
Top View



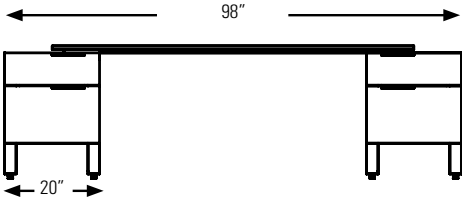
## DESKS - NOTES

- Horizontal grain direction is standard on all engineered finishes.
- Tops are constructed with two 3/4" thick panels, laminated together to create a total thickness of 1.5".
- All pedestals are suspended 7.5" off the floor by an open framed leg, and can be installed flush or offset
- Pedestals are handed:
  - Left pedestals have the handle offset from the center to the right, and the lock is placed on the right end panel
  - Right pedestals have the handle offset from the center to the left, and the lock is placed on the left end panel
- Modesty panels are available as an optional upgrade in wood or glass on Desks
- Grommets are available as an option on Desks and most Credenzas.
- **NOTE:** Arrow indicates direction of grain

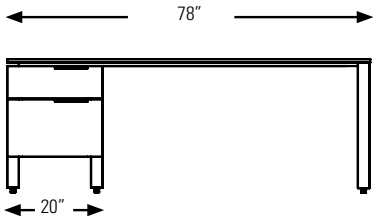
Double Pedestal Desk with Box/File installed flush.



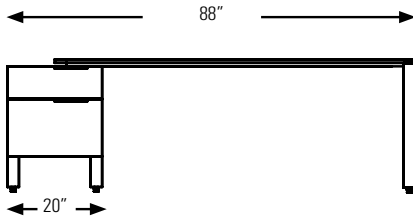
Double Pedestal Desk with Box/File installed offset.  
Add 20" to the overall width of the top.



Single Pedestal Desk with Box/File installed flush.

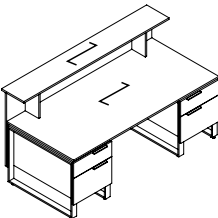


Single Pedestal Desk with Box/File installed offset.  
Add 10" to the overall width of the top.

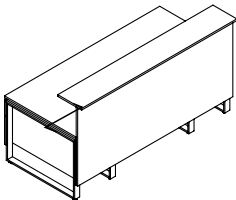


By adding a Transaction Counter Top with Decorative Front Panel (**FGTT**) to a Desk, the Desk can be used as a Reception Desk:

User View



Guest View



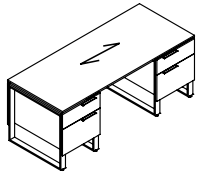
### Required Specifications

Veneer Finish  
Edge

### Optional Specifications

Grommet

## DOUBLE PEDESTAL DESKS



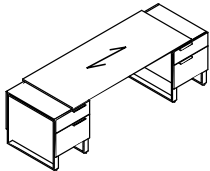
Double Pedestal Desk

MODEL#	DIMENSIONS	FREIGHT CLASS	WT/LBS.	CUBIC FT.	LIST PRICE
--------	------------	---------------	---------	-----------	------------

### D x W x H

FD8436BB	36 x 84 x 28	85	201	15	\$11450
FD7836BB	36 x 78 x 28	85	192	15	\$11227
FD7236BB	36 x 72 x 28	92.5	177	15	\$10948
FD8430BB	30 x 84 x 28	85	184	15	\$10879
FD7830BB	30 x 78 x 28	92.5	176	15	\$10701
FD7230BB	30 x 72 x 28	92.5	163	14	\$10446

Standard with **flush box/file** pedestals on **left** and **right**.

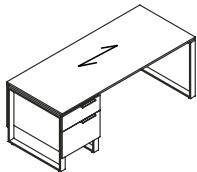


Double Pedestal Desk

FD8436BBOS	36 x 84 x 28	85	201	15	\$11810
FD7836BBOS	36 x 78 x 28	85	192	15	\$11590
FD7236BBOS	36 x 72 x 28	92.5	177	15	\$11307
FD8430BBOS	30 x 84 x 28	85	184	15	\$11244
FD7830BBOS	30 x 78 x 28	92.5	176	15	\$11063
FD7230BBOS	30 x 72 x 28	92.5	163	14	\$10808

Standard with **offset box/file** pedestals on **left** and **right**.

## SINGLE PEDESTAL DESKS

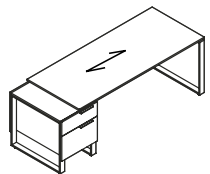


Single Pedestal Desk - LEFT

MODEL#	DIMENSIONS	FREIGHT CLASS	WT/LBS.	CUBIC FT.	LIST PRICE
--------	------------	---------------	---------	-----------	------------

FSL8436B	36 x 84 x 28	85	201	15	\$8330
FSL7836B	36 x 78 x 28	85	192	15	\$8107
FSL7236B	36 x 72 x 28	92.5	177	15	\$7802
FSL8430B	30 x 84 x 28	85	184	15	\$7760
FSL7830B	30 x 78 x 28	92.5	176	15	\$7578
FSL7230B	30 x 78 x 28	92.5	163	14	\$7326

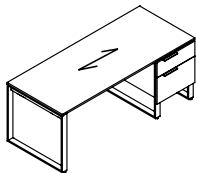
Standard with **flush box/file** pedestal on **left**.



Single Pedestal Desk - LEFT

FSL8436BOS	36 x 84 x 28	85	201	15	\$8693
FSL7836BOS	36 x 78 x 28	85	192	15	\$8469
FSL7236BOS	36 x 72 x 28	92.5	177	15	\$8162
FSL8430BOS	30 x 84 x 28	85	184	15	\$8122
FSL7830BOS	30 x 78 x 28	92.5	176	15	\$7944
FSL7230BOS	30 x 78 x 28	92.5	163	14	\$7688

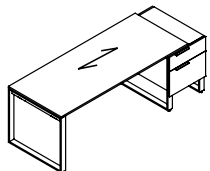
Standard with **offset box/file** pedestal on **left**.



Single Pedestal Desk - RIGHT

FSR8436B	36 x 84 x 28	85	201	15	\$8330
FSR7836B	36 x 78 x 28	85	192	15	\$8107
FSR7236B	36 x 72 x 28	92.5	177	15	\$7802
FSR8430B	30 x 84 x 28	85	184	15	\$7760
FSR7830B	30 x 78 x 28	92.5	176	15	\$7578
FSR7230B	30 x 78 x 28	92.5	163	14	\$7326

Standard with **flush box/file** pedestal on **right**.



Single Pedestal Desk - RIGHT

FSR8436BOS	36 x 84 x 28	85	201	15	\$8693
FSR7836BOS	36 x 78 x 28	85	192	15	\$8469
FSR7236BOS	36 x 72 x 28	92.5	177	15	\$8162
FSR8430BOS	30 x 84 x 28	85	184	15	\$8122
FSR7830BOS	30 x 78 x 28	92.5	176	15	\$7944
FSR7230BOS	30 x 78 x 28	92.5	163	14	\$7688

Standard with **offset box/file** pedestal on **right**.

### Required Specifications

Top finish  
Body finish

### Optional Specifications

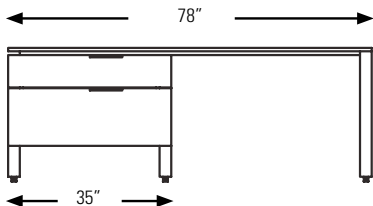
Grommet  
Modesty Panel

CRENZAS - NOTES

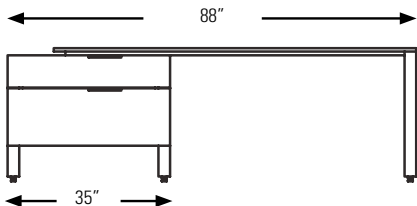
D x W x H

- Horizontal grain direction is standard on all engineered finishes.
- Tops are constructed with two 3/4" thick panels, laminated together to create a total thickness of 1.5".
- All pedestals are suspended 7.5" off the floor by an open framed leg, and can be installed flush or offset
- Pedestals are handed:
  - Left pedestals have the handle offset from the center to the right, and the lock is placed on the right end panel
  - Right pedestals have the handle offset from the center to the left, and the lock is placed on the left end panel
- Modesty panels are available in wood or glass
- Grommets can be specified on Credenza Tops.
- **NOTE:** Arrow indicates direction of grain

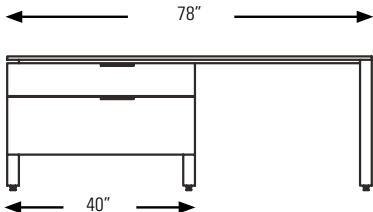
Single Pedestal Credenza with 35" Lat. Box/File installed flush



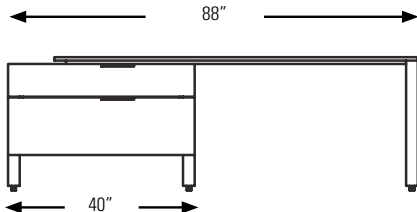
Single Pedestal Credenza with 35" Lat. Box/File installed offset  
Adds 10" to overall width

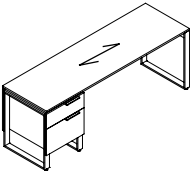
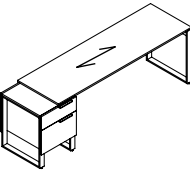


Single Pedestal Credenza with 40" Lat. Box/File installed flush.



Double Pedestal Credenza with 40" Lat. Box/File installed offset.  
Adds 10" to overall width

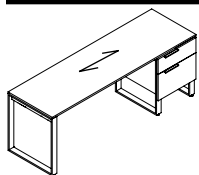


SINGLE PEDESTAL CRENZAS	MODEL#	DIMENSIONS	FREIGHT CLASS	WT/LBS.	CUBIC FT.	LIST PRICE
	FCCL7824B	24 x 78 x 28	85	160	12	\$7520
	FCCL7224B	24 x 72 x 28	85	151	12	\$7279
	FCCL7820B	20 x 78 x 28	85	153	11	\$7061
	FCCL7220B	20 x 72 x 28	85	144	11	\$6839
	Standard with <b>flush box/file</b> pedestal on <b>left</b> .					
	FCCL7824BOS	24 x 88 x 28	85	160	12	\$7567
	FCCL7224BOS	24 x 82 x 28	85	151	12	\$7279
	FCCL7820BOS	20 x 88 x 28	85	153	11	\$7110
	FCCL7220BOS	20 x 82 x 28	85	144	11	\$6839
	Standard with <b>offset box/file</b> pedestal on <b>left</b> .					

Required Specifications	Optional Specifications
Top finish	Grommet
Body finish	



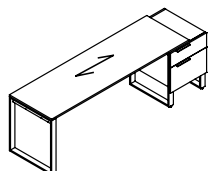
## SINGLE PEDESTAL CREDENZAS



Single Pedestal Credenza - RIGHT

MODEL#	DIMENSIONS D x W x H	FREIGHT CLASS	WT/LBS.	CUBIC FT.	LIST PRICE
FCCR7824B	24 x 78 x 28	85	160	12	<b>\$7520</b>
FCCR7224B	24 x 72 x 28	85	151	12	<b>\$7279</b>
FCCR7820B	20 x 78 x 28	85	153	11	<b>\$7061</b>
FCCR7220B	20 x 72 x 28	85	144	11	<b>\$6839</b>

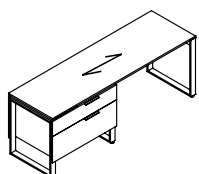
Standard with **flush box/file** pedestal on **right**.



Single Pedestal Credenza - RIGHT

FCCR7824BOS	24 x 88 x 28	85	160	12	<b>\$7567</b>
FCCR7224BOS	24 x 82 x 28	85	151	12	<b>\$7279</b>
FCCR7820BOS	20 x 88 x 28	85	153	11	<b>\$7110</b>
FCCR7220BOS	20 x 82 x 28	85	144	11	<b>\$6839</b>

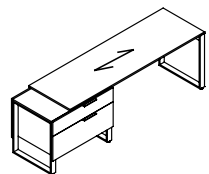
Standard with **offset box/file** pedestal on **right**.



Single Pedestal Credenza - LEFT

FCC35L7824H	24 x 78 x 28	92.5	188	18	<b>\$8111</b>
FCC35L7224H	24 x 72 x 28	100	179	18	<b>\$7869</b>
FCC35L7820H	20 x 78 x 28	92.5	179	15	<b>\$7611</b>
FCC35L7220H	20 x 72 x 28	92.5	170	15	<b>\$7387</b>

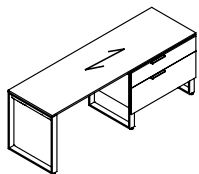
Standard with **flush 35" lateral box/file** pedestal on **left**.



Single Pedestal Credenza - LEFT

FCC35L7824HOS	24 x 88 x 28	92.5	188	18	<b>\$8436</b>
FCC35L7224HOS	24 x 82 x 28	100	179	18	<b>\$8192</b>
FCC35L7820HOS	20 x 88 x 28	92.5	179	15	<b>\$7938</b>
FCC35L7220HOS	20 x 82 x 28	92.5	170	15	<b>\$7713</b>

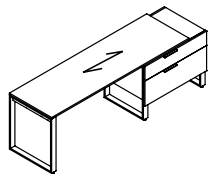
Standard with **offset 35" lateral box/file** pedestal on **left**.



Single Pedestal Credenza - RIGHT

FCC35R7824H	24 x 78 x 28	92.5	188	18	<b>\$8111</b>
FCC35R7224H	24 x 72 x 28	100	179	18	<b>\$7869</b>
FCC35R7820H	20 x 78 x 28	92.5	179	15	<b>\$7611</b>
FCC35R7220H	20 x 72 x 28	92.5	170	15	<b>\$7387</b>

Standard with **flush 35" lateral box/file** pedestal on **right**.



Single Pedestal Credenza - RIGHT

FCC35R7824HOS	24 x 88 x 28	92.5	188	18	<b>\$8436</b>
FCC35R7224HOS	24 x 82 x 28	100	179	18	<b>\$8192</b>
FCC35R7820HOS	20 x 88 x 28	92.5	179	15	<b>\$7938</b>
FCC35R7220HOS	20 x 82 x 28	92.5	170	15	<b>\$7713</b>

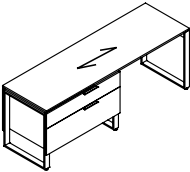
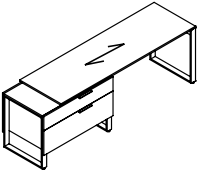

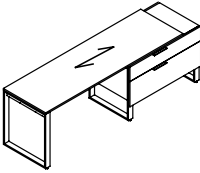
Standard with **offset 35" lateral box/file** pedestal on **right**.

### Required Specifications

Top finish  
Body finish

### Optional Specifications

Grommet

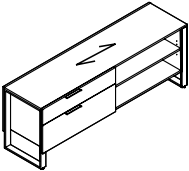
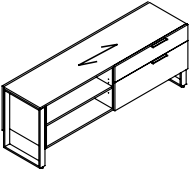
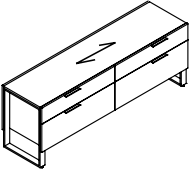
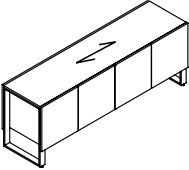

SINGLE PEDESTAL CREDENZAS		MODEL#	DIMENSIONS	FREIGHT CLASS	WT/LBS.	CUBIC FT.	LIST PRICE
			D x W x H				
		FCC40L7824H	24 x 78 x 28	100	198	20	\$8393
		FCC40L7224H	24 x 72 x 28	100	189	20	\$8477
		FCC40L7820H	20 x 78 x 28	92.5	188	17	\$7974
		FCC40L7220H	20 x 72 x 28	92.5	179	17	\$7748
Single Pedestal Credenza - LEFT		Standard with flush 40" lateral box/file pedestal on left.					
		FCC40L7824HOS	24 x 88 x 28	100	198	20	\$8717
		FCC40L7224HOS	24 x 82 x 28	100	189	20	\$8477
		FCC40L7820HOS	20 x 88 x 28	92.5	188	17	\$8297
		FCC40L7220HOS	20 x 82 x 28	92.5	179	17	\$8074
		Standard with offset 40" lateral box/file pedestal on left.					
		FCC40R7824H	24 x 78 x 28	100	198	20	\$8393
		FCC40R7224H	24 x 72 x 28	100	189	20	\$8477
		FCC40R7820H	20 x 78 x 28	92.5	188	17	\$7974
		FCC40R7220H	20 x 72 x 28	92.5	179	17	\$7748
		Standard with flush 40" lateral box/file pedestal on right.					
		FCC40R7824HOS	24 x 88 x 28	100	198	20	\$8717
		FCC40R7224HOS	24 x 82 x 28	100	189	20	\$8477
		FCC40R7820HOS	20 x 88 x 28	92.5	188	17	\$8297
		FCC40R7220HOS	20 x 82 x 28	92.5	179	17	\$8074
		Standard with offset 40" lateral box/file pedestal on right.					

Required Specifications	Optional Specifications
Top finish	Grommet
Body finish	

FULL STORAGE CREDENZAS - NOTES

D x W x H

- Horizontal grain direction is standard on all engineered finishes.
- Tops are 3/4" thick with flat edge.
- All pedestals are suspended 7.5" off the floor by an open framed leg, and can be installed flush or offset
- Handles are standard on all drawer fronts
- Doors will open with touch latch.
- Units placed on the Left have the handle offset from the center to the left, and the lock is placed on the left side panel.
- Units placed on the right have the handle offset from the center to the right, and the lock is placed on the right side panel
- Modesty panels are available in wood or glass
- **NOTE:** Arrow indicates direction of grain

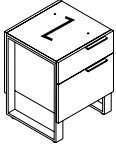
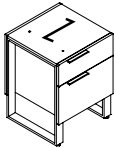
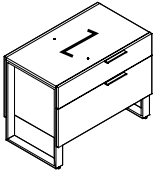
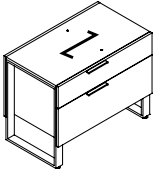
FULL STORAGE CREDENZAS	MODEL#	DIMENSIONS	FREIGHT CLASS	WT/LBS.	CUBIC FT.	LIST PRICE
	FCC7424HO	24 x 74.5 x 26.75	125	203	29	\$7332
	FCC6424HO	24 x 64.5 x 26.75	125	186	25	\$6463
	FCC7420HO	20 x 74.5 x 26.75	125	187	24	\$6985
	FCC6420HO	20 x 64.5 x 26.75	100	171	21	\$6145
	Standard with <b>lateral box/file</b> on <b>left</b> and <b>open storage</b> on <b>right</b> . Handle and lock on left.					
	FCC7424OH	24 x 74.5 x 26.75	125	203	29	\$7332
	FCC6424OH	24 x 64.5 x 26.75	125	186	25	\$6463
	FCC7420OH	20 x 74.5 x 26.75	125	187	24	\$6985
	FCC6420OH	20 x 64.5 x 26.75	100	171	21	\$6145
	Standard with <b>open storage</b> on <b>left</b> and <b>lateral box/file</b> on <b>right</b> . Handle and lock on right.					
	FCC7424HH	24 x 74.5 x 26.75	100	265	29	\$8321
	FCC6424HH	24 x 64.5 x 26.75	100	238	25	\$7291
	FCC7420HH	20 x 74.5 x 26.75	92.5	251	24	\$7924
	FCC6420HH	20 x 64.5 x 26.75	92.5	226	21	\$6947
	Standard with <b>lateral box/file</b> on <b>left</b> and <b>right</b> . Handles and locks on left and right.					
	FCC7424GG	24 x 74.5 x 26.75	150	171	29	\$7282
	FCC6424MM	24 x 64.5 x 26.75	125	152	25	\$6599
	FCC7420GG	20 x 74.5 x 26.75	125	153	24	\$6691
	FCC6420MM	20 x 64.5 x 26.75	125	136	21	\$6068
	Standard with <b>four doors and adjustable shelves</b> on <b>left</b> and <b>right</b> .					
	FCC3624G	24 x 36 x 26.75	150	171	29	\$4553
	FCC3024M	24 x 30 x 26.75	125	152	25	\$3795
	FCC3620G	20 x 36 x 26.75	125	153	24	\$4069
	FCC3020M	20 x 30 x 26.75	125	136	21	\$3391
	Standard with <b>two doors and adjustable shelves</b> .					

Required Specifications	Optional Specifications
Top finish	Grommet
Body finish	

## MODULAR STORAGE - NOTES

D x W x H

- Horizontal grain direction is standard on all engineered finishes.
- All pedestals are suspended 7.5" off the floor by an open framed leg, and can be installed flush or offset
- Pedestals are handed:
  - Left pedestals have the handle offset from the center to the right, and the lock is placed on the right gable
  - Right pedestals have the handle offset from the center to the left, and the lock is placed on the left gable
- All modular pedestals have pre-drilled holes on the top for easy connection to worksurface.
- **NOTE:** Arrow indicates direction of grain

MODULAR STORAGE	MODEL#	DIMENSIONS	FREIGHT CLASS	WT/LBS.	CUBIC FT.	LIST PRICE
	F2036BL	36 x 20.5 x 26.75	100	99	11	<b>\$4384</b>
	F2030BL	30 x 20.5 x 26.75	100	90	10	<b>\$4177</b>
	F2024BL	24 x 20.5 x 26.75	92.5	83	8	<b>\$3936</b>
	F2020BL	20 x 20.5 x 26.75	92.5	78	7	<b>\$3744</b>
	For use under a freestanding desk or credenza. Top pre-drilled to attach to worksurface. One <b>box/file</b> drawer.					
	F2036BR	36 x 20.5 x 26.75	100	99	11	<b>\$4384</b>
	F2030BR	30 x 20.5 x 26.75	100	90	10	<b>\$4177</b>
	F2024BR	24 x 20.5 x 26.75	92.5	83	8	<b>\$3936</b>
	F2020BR	20 x 20.5 x 26.75	92.5	78	7	<b>\$3744</b>
	For use under a freestanding desk or credenza. Top pre-drilled to attach to worksurface. One <b>box/file</b> drawer.					
	F4024HL	24 x 40 x 26.75	125	121	16	<b>\$5154</b>
	F3524HL	24 x 35 x 26.75	125	111	14	<b>\$4869</b>
	F4020HL	20 x 40 x 26.75	100	113	13	<b>\$5000</b>
	F3520HL	20 x 35 x 26.75	100	104	11	<b>\$4636</b>
	For use under a freestanding desk or credenza. Top pre-drilled to attach to worksurface. One <b>lateral box/file</b> drawer.					
	F4024HR	24 x 40 x 26.75	125	121	16	<b>\$5154</b>
	F3524HR	24 x 35 x 26.75	125	111	14	<b>\$4869</b>
	F4020HR	20 x 40 x 26.75	100	113	13	<b>\$5000</b>
	F3520HR	20 x 35 x 26.75	100	104	11	<b>\$4636</b>
	For use under a freestanding desk or credenza. Top pre-drilled to attach to worksurface. One <b>lateral box/file</b> drawer.					

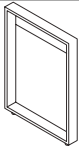
## Required Specifications

Front finish  
Top/body finish

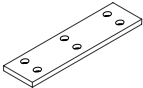
## Optional Specifications

Grommet

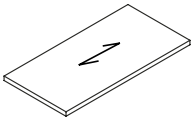
MODULAR STORAGE



Frame Leg



Top Connecting Bracket



Modular Top\*

MODEL#	DIMENSIONS D x W x H	FREIGHT CLASS	WT/LBS.	CUBIC FT.	LIST PRICE
FLEG36	2.5 x 36 x 27.5	250	6	3	\$1183
FLEG30	2.5 x 30 x 27.5	250	6	3	\$1084
FLEG24	2.5 x 24 x 27.5	250	5	2	\$1004
FLEG20	2.5 x 20 x 27.5	250	5	2	\$919

FCON36	31 x 10 x .75	150	4	1	\$249
FCON30	25 x 10 x .75	150	4	1	\$230
FCON24	19 x 10 x .75	250	3	1	\$225
FCON20	15 x 10 x .75	250	3	1	\$208

F8436T	36 x 84 x 1.5	60	95	3	\$3251
F7836T	36 x 78 x 1.5	65	88	3	\$3025
F7236T	36 x 72 x 1.5	65	82	3	\$2791
F8430T	30 x 84 x 1.5	65	80	3	\$2720
F7830T	30 x 78 x 1.5	65	73	3	\$2536
F7230T	30 x 72 x 1.5	60	67	2	\$2321
F6630T	30 x 66 x 1.5	60	62	2	\$2149
F6030T	30 x 60 x 1.5	65	56	2	\$1960
F5430T	30 x 54 x 1.5	65	51	2	\$1771
F8424T	24 x 84 x 1.5	60	67	2	\$2417
F7824T	24 x 78 x 1.5	60	62	2	\$2244
F7424T	24 x 74 x 1.5	65	58	2	\$2129
F7224T	24 x 72 x 1.5	65	53	2	\$2005
F6624T	24 x 66 x 1.5	65	51	2	\$1929
F6424T	24 x 64 x 1.5	65	49	2	\$1807
F6024T	24 x 60 x 1.5	65	47	2	\$1689
F5424T	24 x 54 x 1.5	70	42	2	\$1566
F4824T	24 x 48 x 1.5	60	38	1	\$1447
F4224T	24 x 42 x 1.5	60	34	1	\$1269
F8420T	20 x 84 x 1.5	60	64	2	\$2226
F7820T	20 x 78 x 1.5	60	60	2	\$2064
F7420T	20 x 74 x 1.5	65	51	2	\$1960
F7220T	20 x 72 x 1.5	65	51	2	\$1841
F6620T	20 x 66 x 1.5	65	49	2	\$1782
F6420T	20 x 64 x 1.5	65	47	2	\$1680
F6020T	20 x 60 x 1.5	65	45	2	\$1561
F5420T	20 x 54 x 1.5	60	40	1	\$1444
F4820T	20 x 48 x 1.5	60	36	1	\$1328
F4220T	20 x 42 x 1.5	60	31	1	\$1163

3/4" top with flat edge. 3/4" subtop inset 2.5" all around. For crossgrain veneer pattern, add (CG) to the end of the product code. When connecting two tops together, a connecting bracket must be specified. Use the width of the smallest top to determine the correct bracket size (i.e. for a 20"D top, order FCON20). Optional grommet may be specified.


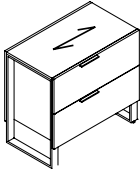

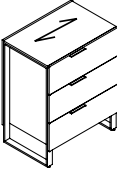
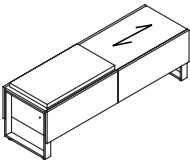
Required Specifications  
Top finish\*

Optional Specifications  
Grommet\*

## FREESTANDING STORAGE - NOTES

D x W x H

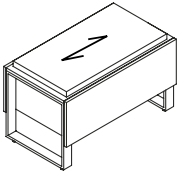
- Horizontal grain direction is standard on all engineered finishes.
- All pedestals are suspended 7.5" off the floor by an open framed leg, and can be installed flush or offset
- Pedestals are handed:
  - Left pedestals have the handle offset from the center to the right, and the lock is placed on the right gable
  - Right pedestals have the handle offset from the center to the left, and the lock is placed on the left gable
- Bench drawers do not come with a handle. They open by pulling the bottom edge of the drawer.
- Cushions will be field installed. On double width benches, the cushion can either be installed left or right.
- On mobile pedestals, the lock will be placed on the right gable.
- **NOTE:** Arrow indicates direction of grain

FREESTANDING STORAGE	MODEL#	DIMENSIONS	FREIGHT CLASS	WT/LBS.	CUBIC FT.	LIST PRICE
	FN3524L	24 x 35 x 32	100	152	17	<b>\$5348</b>
	FN3520L	20 x 35 x 32	100	144	15	<b>\$5089</b>
	FN3524R	24 x 35 x 32	100	152	17	<b>\$5348</b>
	FN3520R	20 x 35 x 32	100	144	15	<b>\$5089</b>
	FN35243L	24 x 35 x 44.5	92.5	220	22	<b>\$6808</b>
	FN35203L	20 x 35 x 44.5	92.5	212	19	<b>\$6506</b>
	FN35243R	24 x 35 x 44.5	92.5	220	22	<b>\$6808</b>
	FN35203R	20 x 35 x 44.5	92.5	212	19	<b>\$6506</b>
	FBENKK6420	20 x 64.5 x 21	100	167	17	<b>\$5836</b>
With <b>two file drawers</b> and <b>cushion</b> . Standard in grade 2 seating fabric. Locks on left and right.						

**Required Specifications**

Front finish  
Top/body finish  
Fabric\*

FREESTANDING STORAGE

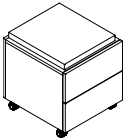


Bench, One File Drawer w/Cushion

MODEL#	DIMENSIONS	FREIGHT CLASS	WT/LBS.	CUBIC FT.	LIST PRICE
--------	------------	---------------	---------	-----------	------------

D x W x H					
FBENK3520	20 x 35 x 21	92.5	99	9	\$4239

With **one file drawer** and **cushion**. Standard in grade 2 seating fabric. Lock on right.



Mobile Box/Box Pedestal w/Cushion

F20BMCU	20 x 20.5 x 20.5	70	87	5	\$2878
---------	------------------	----	----	---	--------

With **two box drawers** and **cushion**. Standard in grade 2 seating fabric. Lock on right. Casters are locking.

**Required Specifications**

Front finish

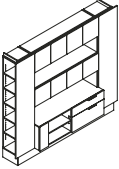
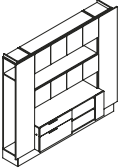
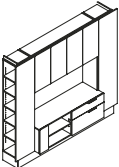
Top/body finish

Fabric

## WORK WALLS - NOTES

D x W x H

- Horizontal grain direction is standard on all engineered finishes.
- Tackboards and tasklights must be specified
- When the tackboard option is specified, the price includes a tackboard for each niche of the Work Wall.
- When the Task Light option is specified, the price includes LED Tasklight installed in the top of each niche. If more than one niche is needed in the configuration, remote on/off switch is included for simultaneous operation.
- All Storage Doors open with touch latch
- Side access to open storage or wardrobe - front panels are fixed.
- Standard heights are 26.5", 56", 70" and 84"
- Walls are available in 15" increments starting at 95" (i.e. 110", 125" 140", 155")
- Wall credenzas are only available in 90" width
- Cantilevered storage units are side locking
- For modifications to the wall configurations, size or finish, please contact customer care.

WORK WALLS - 84"H	MODEL#	DIMENSIONS	FREIGHT CLASS	WT/LBS.	CUBIC FT.	LIST PRICE
	FW9584-1L	20 x 95 x 84	100	634	79	<b>\$25919</b>
<b>Work Wall - 95"W</b>	Vertical storage with 5 adjustable shelves, 60" wide wall credenza with adjustable shelf and box/file, 60" wide niche, 60" wide single height storage, 60" wide niche, 60" wide single height storage, wardrobe with coat hook and hat shelf. <ul style="list-style-type: none"> <li>• To add tackboard to niche, add <b>TB</b> to end of product code. <b>Add \$1930</b> to list price for grades 1-3. Add <b>\$2316</b> for grades 4-5.</li> <li>• To add LED light to niche, add <b>LT</b> to end of product code. <b>Add \$2027</b> to list price.</li> </ul>					
	FW9584-1R	20 x 95 x 84	100	634	79	<b>\$25919</b>
<b>Work Wall - 95"W</b>	Wardrobe with coat hook and hat shelf, 60" wide wall credenza with box/file and adjustable shelf, 60" wide niche, 60" wide single height storage, 60" wide niche, 60" wide single height storage, vertical storage with 5 adjustable shelves.. <ul style="list-style-type: none"> <li>• To add tackboard to niche, add <b>TB</b> to end of product code. <b>Add \$1930</b> to list price for grades 1-3. Add <b>\$2316</b> for grades 4-5.</li> <li>• To add LED light to niche, add <b>LT</b> to end of product code. <b>Add \$2027</b> to list price.</li> </ul>					
	FW9584-2L	20 x 95 x 84	125	568	77	<b>\$22787</b>
<b>Work Wall - 95"W</b>	Vertical storage with 5 adjustable shelves, 60" wide wall credenza with adjustable shelf and box/file, 60" wide double height niche, 60" wide double height storage, wardrobe with coat hook and hat shelf. <ul style="list-style-type: none"> <li>• To add tackboard to niche, add <b>TB</b> to end of product code. <b>Add \$1198</b> to list price for grades 1-3. Add <b>\$1438</b> for grades 4-5.</li> <li>• To add LED light to niche, add <b>LT</b> to end of product code. <b>Add \$819</b> to list price.</li> </ul>					

## Required Specifications

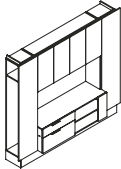
Front finish  
Top/body finish  
Cubby interior finish

## Optional Specifications

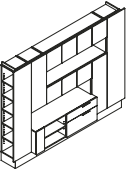
Grommet  
LED light  
Tackboard



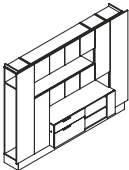
WORK WALLS - 84"H



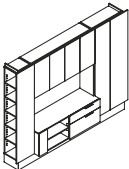
Work Wall - 95"W



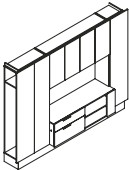
Work Wall - 110"W



Work Wall - 110"W



Work Wall - 110"W



Work Wall - 110"W

MODEL#	DIMENSIONS	FREIGHT CLASS	WT/LBS.	CUBIC FT.	LIST PRICE
--------	------------	---------------	---------	-----------	------------

D x W x H					
FW9584-2R	20 x 95 x 84	125	568	77	\$22787

Wardrobe with coat hook and hat shelf, 60" wide wall credenza with box/file and adjustable shelf, 60" wide double height niche, 60" wide double height storage, vertical storage with 5 adjustable shelves.

- To add tackboard to niche, add **TB** to end of product code. **Add \$1198** to list price for grades 1-3. Add **\$1438** for grades 4-5.
- To add LED light to niche, add **LT** to end of product code. **Add \$819** to list price.

FW11084-1L	20 x 110 x 84	100	741	91	\$29510
------------	---------------	-----	-----	----	---------

Vertical storage with 5 adjustable shelves, 60" wide wall credenza with adjustable shelf and box/file, 60" wide niche, triple height storage, 45" wide single height storage, 60" wide niche, 60" wide single height storage, triple height storage, wardrobe with coat hook and hat shelf.

- To add tackboard to niche, add **TB** to end of product code. **Add \$1924** to list price for grades 1-3. Add **\$2309** for grades 4-5.
- To add LED light to niche, add **LT** to end of product code. **Add \$2030** to list price.

FW11084-1R	20 x 110 x 84	100	741	91	\$29510
------------	---------------	-----	-----	----	---------

Wardrobe with coat hook and hat shelf, triple height storage, 60" wide niche, 60" wide single height storage, 60" wide wall credenza with box/file and adjustable shelf, 60" wide niche, 45" wide single height storage, triple height storage, vertical storage with 5 adjustable shelves.

- To add tackboard to niche, add **TB** to end of product code. **Add \$1924** to list price for grades 1-3. Add **\$2309** for grades 4-5.
- To add LED light to niche, add **LT** to end of product code. **Add \$2030** to list price.

FW11084-2L	20 x 110 x 84	125	628	88	\$25185
------------	---------------	-----	-----	----	---------

Vertical storage with 5 adjustable shelves, 60" wide wall credenza with adjustable shelf and box/file, 60" wide double height niche, 60" wide double height storage, double depth wardrobe with coat rod and hat shelf.

- To add tackboard to niche, add **TB** to end of product code. **Add \$1196** to list price for grades 1-3. Add **\$1435** for grades 4-5.
- To add LED light to niche, add **LT** to end of product code. **Add \$819** to list price.

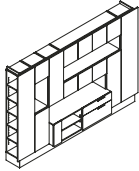
FW11084-2R	20 x 110 x 84	125	628	88	\$25185
------------	---------------	-----	-----	----	---------

Double depth wardrobe with coat rod and hat shelf, 60" wide wall credenza with adjustable shelf and box/file, 60" wide double height niche, 60" wide double height storage, vertical storage with 5 adjustable shelves.

- To add tackboard to niche, add **TB** to end of product code. **Add \$1196** to list price for grades 1-3. Add **\$1435** for grades 4-5.
- To add LED light to niche, add **LT** to end of product code. **Add \$819** to list price.

Required Specifications	Optional Specifications
Front finish	Grommet
Top/body finish	LED light
Cubby interior finish	Tackboard

## WORK WALLS - 84"H



Work Wall - 125"W

## MODEL#

## DIMENSIONS

## FREIGHT CLASS

## WT/LBS.

## CUBIC FT.

## LIST PRICE

## D x W x H

FW12584-1L

20 x 125 x 84

100

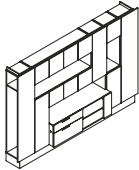
858

103

**\$33132**

Vertical storage with 5 adjustable shelves, 15" wide double height niche, single height storage, 60" wide wall credenza with adjustable shelf and box/file, 60" wide niche, triple height storage, 45" wide single height storage, 60" wide niche, 60" wide single height storage, triple height storage, wardrobe with coat hook and hat shelf.

- To add tackboard to niche, add **TB** to end of product code. **Add \$2350** to list price for grades 1-3. Add **\$2821** for grades 4-5.
- To add LED light to niche, add **LT** to end of product code. **Add \$2358** to list price.



Work Wall - 125"W

FW12584-1R

20 x 125 x 84

100

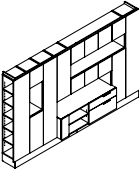
858

103

**\$33132**

Wardrobe with coat hook and hat shelf, triple height storage, 60" wide niche, 60" wide single height storage, 60" wide wall credenza with box/file and adjustable shelf, 60" wide niche, 45" wide single height storage, triple height storage, 15" wide double height niche, single height storage, vertical storage with 5 adjustable shelves.

- To add tackboard to niche, add **TB** to end of product code. **Add \$2350** to list price for grades 1-3. Add **\$2821** for grades 4-5.
- To add LED light to niche, add **LT** to end of product code. **Add \$2358** to list price.



Work Wall - 140"W

FW14084-1L

20 x 140 x 84

100

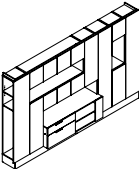
936

115

**\$35732**

Vertical storage with 5 adjustable shelves, triple height storage, 15" wide double height niche, single height storage, vertical storage with 5 adjustable shelves, 60" wide wall credenza with adjustable shelf and box/file, 60" wide niche, triple height storage cabinet, 45" wide single height storage, 60" wide niche, 60" wide single height storage, double depth wardrobe with coat rod and two shelves.

- To add tackboard to niche, add **TB** to end of product code. **Add \$2350** to list price for grades 1-3. Add **\$2821** for grades 4-5.
- To add LED light to niche, add **LT** to end of product code. **Add \$2357** to list price.



Work Wall - 140"W

FW14084-1R

20 x 125 x 84

100

936

115

**\$35732**

Double depth wardrobe with coat rod and two shelves, 60" wide niche, 60" wide single height storage, 60" wide wall credenza with box/file and adjustable shelf, 60" wide niche, 45" wide single height storage, triple height storage, vertical storage with 5 adjustable shelves, triple height storage, 15" wide double height niche, single height storage, vertical storage with 5 adjustable shelves.

- To add tackboard to niche, add **TB** to end of product code. **Add \$2350** to list price for grades 1-3. Add **\$2821** for grades 4-5.
- To add LED light to niche, add **LT** to end of product code. **Add \$2357** to list price.

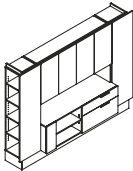
## Required Specifications

Front finish  
Top/body finish  
Cubby interior finish

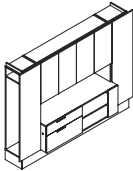
## Optional Specifications

Grommet  
LED light  
Tackboard

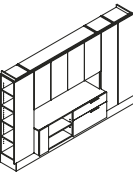
WORK WALLS - 70"H



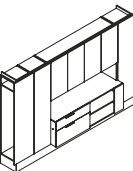
Work Wall - 95"W



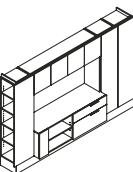
Work Wall - 95"W



Work Wall - 110"W



Work Wall - 110"W



Work Wall - 110"W

MODEL#	DIMENSIONS	FREIGHT CLASS	WT/LBS.	CUBIC FT.	LIST PRICE
--------	------------	---------------	---------	-----------	------------

D x W x H					
FW9570-1L	20 x 95 x 70	125	523	66	\$21754

Vertical storage with 4 adjustable shelves, 60" wide wall credenza with adjustable shelf and box/file, 60" wide niche, 60" wide double height storage, wardrobe with coat hook and hat shelf.

- To add tackboard to niche, add **TB** to end of product code. **Add \$966** to list price for grades 1-3. Add **\$1160** for grades 4-5.
- To add LED light to niche, add **LT** to end of product code. **Add \$817** to list price.

FW9570-1R	20 x 95 x 70	125	523	66	\$21754
-----------	--------------	-----	-----	----	---------

Wardrobe with coat hook and hat shelf, 60" wide wall credenza with box/file and adjustable shelf, 60" wide niche, 60" wide double height storage, vertical storage with 4 adjustable shelves.

- To add tackboard to niche, add **TB** to end of product code. **Add \$966** to list price for grades 1-3. Add **\$1160** for grades 4-5.
- To add LED light to niche, add **LT** to end of product code. **Add \$817** to list price.

FW11070-1L	20 x 110 x 70	100	618	76	\$23751
------------	---------------	-----	-----	----	---------

Vertical storage with 4 adjustable shelves, 60" wide wall credenza with adjustable shelf and box/file, 60" wide niche, 60" wide double height storage, vertical storage with 4 adjustable shelves, wardrobe with coat hook and hat shelf.

- To add tackboard to niche, add **TB** to end of product code. **Add \$963** to list price for grades 1-3. Add **\$1155** for grades 4-5.
- To add LED light to niche, add **LT** to end of product code. **Add \$817** to list price.

FW11070-1R	20 x 110 x 70	100	618	76	\$23751
------------	---------------	-----	-----	----	---------

Wardrobe with coat hook and hat shelf, vertical storage with 4 adjustable shelves, 60" wide wall credenza with box/file and adjustable shelf, 60" wide niche, 60" wide double height storage, vertical storage with 4 adjustable shelves.

- To add tackboard to niche, add **TB** to end of product code. **Add \$963** to list price for grades 1-3. Add **\$1155** for grades 4-5.
- To add LED light to niche, add **LT** to end of product code. **Add \$817** to list price.

FW11070-2L	20 x 110 x 70	125	586	76	\$22383
------------	---------------	-----	-----	----	---------

Vertical storage with 4 adjustable shelves, 60" wide wall credenza with adjustable shelf and box/file, 60" wide double height niche, 60" wide single height storage, vertical storage with 4 adjustable shelves, wardrobe with coat hook and hat shelf.

- To add tackboard to niche, add **TB** to end of product code. **Add \$1193** to list price for grades 1-3. Add **\$1432** for grades 4-5.
- To add LED light to niche, add **LT** to end of product code. **Add \$819** to list price.

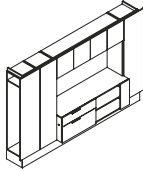
Required Specifications

Front finish  
Top/body finish  
Cubby interior finish

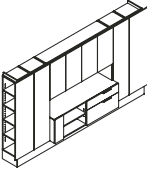
Optional Specifications

Grommet  
LED light  
Tackboard

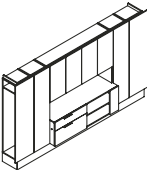
## WORK WALLS - 70"H



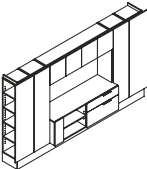
Work Wall - 110"W



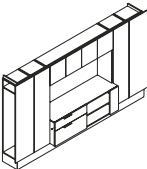
Work Wall - 125"W



Work Wall - 125"W



Work Wall - 125"W



Work Wall - 125"W

## MODEL#

## DIMENSIONS

## FREIGHT CLASS

## WT/LBS.

## CUBIC FT.

## LIST PRICE

## D x W x H

MODEL#	D x W x H	FREIGHT CLASS	WT/LBS.	CUBIC FT.	LIST PRICE
FW11070-2R	20 x 110 x 70	125	586	76	\$22383

Wardrobe with coat hook and hat shelf, vertical storage with 4 adjustable shelves, 60" wide wall credenza with box/file and adjustable shelf, 60" wide double height niche, 60" wide single height storage, vertical storage with 4 adjustable shelves.

- To add tackboard to niche, add **TB** to end of product code. **Add \$1193** to list price for grades 1-3. Add **\$1432** for grades 4-5.
- To add LED light to niche, add **LT** to end of product code. **Add \$819** to list price.

FW12570-1L	20 x 125 x 70	100	713	85	\$24955
------------	---------------	-----	-----	----	---------

Vertical storage with 4 adjustable shelves, vertical storage with 4 adjustable shelves, 60" wide wall credenza with adjustable shelf and box/file, 60" wide niche, 60" wide double height storage, vertical storage with 4 adjustable shelves, wardrobe with coat hook and hat shelf.

- To add tackboard to niche, add **TB** to end of product code. **Add \$966** to list price for grades 1-3. Add **\$1160** for grades 4-5.
- To add LED light to niche, add **LT** to end of product code. **Add \$819** to list price.

FW12570-1R	20 x 125 x 70	100	713	85	\$24955
------------	---------------	-----	-----	----	---------

Wardrobe with coat hook and hat shelf, vertical storage with 4 adjustable shelves, 60" wide wall credenza with box/file and adjustable shelf, 60" wide niche, 60" wide double height storage, vertical storage with 4 adjustable shelves, vertical storage with 4 adjustable shelves.

- To add tackboard to niche, add **TB** to end of product code. **Add \$966** to list price for grades 1-3. Add **\$1160** for grades 4-5.
- To add LED light to niche, add **LT** to end of product code. **Add \$819** to list price.

FW12570-2L	20 x 125 x 70	100	681	85	\$23583
------------	---------------	-----	-----	----	---------

Vertical storage with 4 adjustable shelves, vertical storage with 4 adjustable shelves, 60" wide wall credenza with adjustable shelf and box/file, 60" wide double height niche, 60" wide single height storage, vertical storage with 4 adjustable shelves, wardrobe with coat hook and hat shelf.

- To add tackboard to niche, add **TB** to end of product code. **Add \$1196** to list price for grades 1-3. Add **\$1435** for grades 4-5.
- To add LED light to niche, add **LT** to end of product code. **Add \$819** to list price.

FW12570-2R	20 x 125 x 70	100	681	85	\$23583
------------	---------------	-----	-----	----	---------

Wardrobe with coat hook and hat shelf, vertical storage with 4 adjustable shelves, 60" wide wall credenza with box/file and adjustable shelf, 60" wide double height niche, 60" wide single height storage, vertical storage with 4 adjustable shelves, vertical storage with 4 adjustable shelves.

- To add tackboard to niche, add **TB** to end of product code. **Add \$1196** to list price for grades 1-3. Add **\$1435** for grades 4-5.
- To add LED light to niche, add **LT** to end of product code. **Add \$819** to list price.

## Required Specifications

Front finish  
Top/body finish  
Cubby interior finish

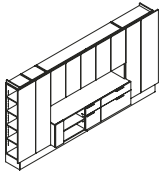
## Optional Specifications

Grommet  
LED light  
Tackboard

WORK WALLS - 70”H

MODEL#      DIMENSIONS      FREIGHT CLASS      WT/LBS.      CUBIC FT.      LIST PRICE

D x W x H

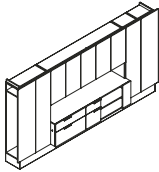


Work Wall - 140”W

FW14070-1L	20 x 140 x 70	125	750	95	<b>\$26997</b>
------------	---------------	-----	-----	----	----------------

Vertical storage with 4 adjustable shelves, vertical storage with 4 adjustable shelves, 75” wide wall credenza with adjustable shelf, narrow box/file and box file, 75” wide single height niche, 75” wide double height storage, double depth wardrobe with coat rod and hat shelf.

- To add tackboard to niche, add **TB** to end of product code. **Add \$1210** to list price for grades 1-3. Add **\$1452** for grades 4-5.
- To add LED light to niche, add **LT** to end of product code. **Add \$1851** to list price.

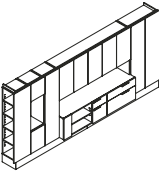


Work Wall - 140”W

FW14070-1R	20 x 140 x 70	125	750	95	<b>\$26997</b>
------------	---------------	-----	-----	----	----------------

Double depth wardrobe with coat rod and hat shelf, 75” wide wall credenza with box/file, narrow box/file and adjustable shelf, 75” wide single height niche, 75” wide double height storage, vertical storage with 4 adjustable shelves, vertical storage with 4 adjustable shelves.

- To add tackboard to niche, add **TB** to end of product code. **Add \$1210** to list price for grades 1-3. Add **\$1452** for grades 4-5.
- To add LED light to niche, add **LT** to end of product code. **Add \$1851** to list price.

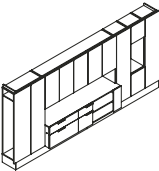


Work Wall - 155”W

FW15570-1L	20 x 155 x 70	125	849	107	<b>\$32612</b>
------------	---------------	-----	-----	-----	----------------

Vertical storage with 4 adjustable shelves, double height storage, 15” wide double height niche, single height storage, vertical storage with 4 adjustable shelves, 75” wide wall credenza with adjustable shelf, narrow box/file and box file, 75” wide niche, 75” wide double height storage, double depth wardrobe with coat rod and hat shelf.

- To add tackboard to niche, add **TB** to end of product code. **Add \$1630** to list price for grades 1-3. Add **\$1956** for grades 4-5.
- To add LED light to niche, add **LT** to end of product code. **Add \$2176** to list price.



Work Wall - 155”W

FW15570-1R	20 x 155 x 70	125	849	107	<b>\$32612</b>
------------	---------------	-----	-----	-----	----------------

Double depth wardrobe with coat rod and hat shelf, 75” wide wall credenza with box/file, narrow box/file and adjustable shelf, 75” wide niche, 75” wide double height storage, vertical storage with 4 adjustable shelves, double height storage, 15” wide double height niche, single height storage, vertical storage with 4 adjustable shelves.

- To add tackboard to niche, add **TB** to end of product code. **Add \$1630** to list price for grades 1-3. Add **\$1956** for grades 4-5.
- To add LED light to niche, add **LT** to end of product code. **Add \$2176** to list price.

Required Specifications

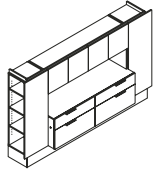
Front finish  
Top/body finish  
Cubby interior finish

Optional Specifications

Grommet  
LED light  
Tackboard

## WORK WALLS - 56"H

MODEL#	DIMENSIONS D x W x H	FREIGHT CLASS	WT/LBS.	CUBIC FT.	LIST PRICE
--------	-------------------------	---------------	---------	-----------	------------

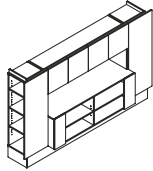


**Work Wall - 95"W**

FW9556-1	20 x 95 x 56	100	488	55	<b>\$20156</b>
----------	--------------	-----	-----	----	----------------

Vertical storage with 3 adjustable shelves, 60" wide wall credenza with two box/files, 60" wide single height niche, 60" wide single height storage, vertical storage with 3 adjustable shelves.

- To add tackboard to niche, add **TB** to end of product code. **Add \$965** to list price for grades 1-3. Add **\$1159** for grades 4-5.
- To add LED light to niche, add **LT** to end of product code. **Add \$817** to list price.

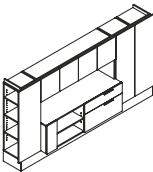


**Work Wall - 95"W**

FW9556-2	20 x 95 x 56	125	420	55	<b>\$18157</b>
----------	--------------	-----	-----	----	----------------

Vertical storage with 3 adjustable shelves, 60" wide wall open credenza with two adjustable shelves, 60" wide single height niche, 60" wide single height storage, vertical storage with 3 adjustable shelves.

- To add tackboard to niche, add **TB** to end of product code. **Add \$965** to list price for grades 1-3. Add **\$1159** for grades 4-5.
- To add LED light to niche, add **LT** to end of product code. **Add \$819** to list price.

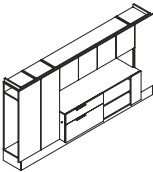


**Work Wall - 110"W**

FW11056-1L	20 x 110 x 56	100	533	63	<b>\$19755</b>
------------	---------------	-----	-----	----	----------------

Vertical storage with 3 adjustable shelves, 60" wide wall credenza with adjustable shelf and box/file, 60" wide niche, 60" wide single height storage, vertical storage with 3 adjustable shelves, wardrobe with coat hook and hat shelf.

- To add tackboard to niche, add **TB** to end of product code. **Add \$965** to list price for grades 1-3. Add **\$1159** for grades 4-5.
- To add LED light to niche, add **LT** to end of product code. **Add \$817** to list price.

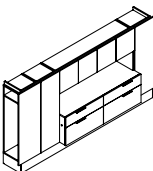


**Work Wall - 110"W**

FW11056-1R	20 x 110 x 56	100	533	63	<b>\$19755</b>
------------	---------------	-----	-----	----	----------------

Wardrobe with coat hook and hat shelf, vertical storage with 3 adjustable shelves, 60" wide wall credenza with box/file and adjustable shelf, 60" wide single height niche, 60" wide single height storage, vertical storage with 3 adjustable shelves.

- To add tackboard to niche, add **TB** to end of product code. **Add \$965** to list price for grades 1-3. Add **\$1159** for grades 4-5.
- To add LED light to niche, add **LT** to end of product code. **Add \$817** to list price.



**Work Wall - 110"W**

FW11056-2L	20 x 110 x 56	100	549	62	<b>\$21753</b>
------------	---------------	-----	-----	----	----------------

Wardrobe with coat hook and hat shelf, vertical storage with 3 adjustable shelves, 60" wide wall credenza with two box/files, 60" wide niche, 60" wide single height storage, vertical storage with 3 adjustable shelves.

- To add tackboard to niche, add **TB** to end of product code. **Add \$965** to list price for grades 1-3. Add **\$1160** for grades 4-5.
- To add LED light to niche, add **LT** to end of product code. **Add \$817** to list price.

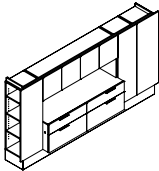
### Required Specifications

Front finish  
Top/body finish  
Cubby interior finish

### Optional Specifications

Grommet  
LED light  
Tackboard

WORK WALLS - 56"H

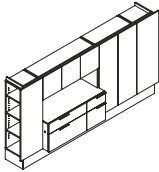


Work Wall - 110"W\*

MODEL#	DIMENSIONS D x W x H	FREIGHT CLASS	WT/LBS.	CUBIC FT.	LIST PRICE
FW11056-2R	20 x 110 x 56	100	549	62	<b>\$21753</b>

Vertical storage with 3 adjustable shelves, 60" wide wall credenza with two box/files, 60" wide niche, 60" wide single height storage, vertical storage with 3 adjustable shelves, wardrobe with coat hook and hat shelf.

- To add tackboard to niche, add **TB** to end of product code. **Add \$965** to list price for grades 1-3. Add **\$1160** for grades 4-5.
- To add LED light to niche, add **LT** to end of product code. **Add \$817** to list price.

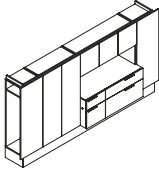


Work Wall - 110"W\*

FW11056-3L	20 x 110 x 56	100	538	62	<b>\$21558</b>
------------	---------------	-----	-----	----	----------------

Vertical storage with 3 adjustable shelves, 45" wide wall credenza with box/file and narrow box/file, 45" wide niche, 45" wide single height storage, double width vertical storage with 3 adjustable shelves, wardrobe with coat hook and hat shelf.

- To add tackboard to niche, add **TB** to end of product code. **Add \$968** to list price for grades 1-3. Add **\$1162** for grades 4-5.
- To add LED light to niche, add **LT** to end of product code. **Add \$664** to list price.

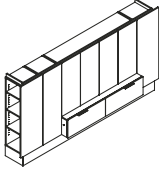


Work Wall - 110"W\*

FW11056-3R	20 x 110 x 56	100	538	62	<b>\$21558</b>
------------	---------------	-----	-----	----	----------------

Wardrobe with coat hook and hat shelf, double width vertical storage with 3 adjustable shelves, 45" wide wall credenza with narrow box/file and box/file, 45" wide niche, 45" wide single height storage, vertical storage with 3 adjustable shelves.

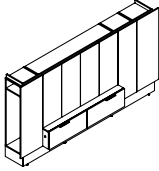
- To add tackboard to niche, add **TB** to end of product code. **Add \$968** to list price for grades 1-3. Add **\$1162** for grades 4-5.
- To add LED light to niche, add **LT** to end of product code. **Add \$664** to list price.



Work Wall - 110"W

FW11056-4L	20 x 110 x 56	100	530	61	<b>\$20691</b>
------------	---------------	-----	-----	----	----------------

Vertical storage with 3 adjustable shelves, vertical storage with 3 adjustable shelves, 60" wide single height wall credenza with two files, 60" wide triple height storage with 2 adjustable shelves, wardrobe with coat hook and hat shelf.



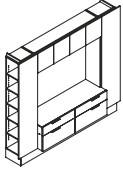
Work Wall - 110"W

FW11056-4R	20 x 110 x 56	100	530	61	<b>\$20691</b>
------------	---------------	-----	-----	----	----------------

Wardrobe with coat hook and hat shelf, single height 60" wide wall credenza with two files, 60" wide triple height storage with 2 adjustable shelves, vertical storage with 3 adjustable shelves, vertical storage with 3 adjustable shelves.

Required Specifications	Optional Specifications
Front finish	Grommet
Top/body finish	LED light*
Cubby interior finish	Tackboard*

## WORK WALLS - 84"H

**Work Wall - 95"W**

## MODEL#

## DIMENSIONS

## FREIGHT CLASS

## WT/LBS.

## CUBIC FT.

## LIST PRICE

## D x W x H

FW9584-20

20 x 95 x 84

125

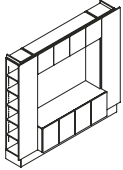
565

77

**\$25182**

Vertical storage with 5 adjustable shelves, 60" wide wall credenza with two box/files, 60" wide triple height niche, 60" wide single height storage, vertical storage with 5 adjustable shelves.

- To add tackboard to niche, add **TB** to end of product code. **Add \$1793** to list price for grades 1-3. Add **\$2152** for grades 4-5.
- To add LED light to niche, add **LT** to end of product code. **Add \$817** to list price.

**Work Wall - 95"W**

FW9584-21

20 x 95 x 84

125

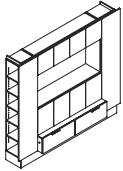
512

77

**\$23182**

Vertical storage with 5 adjustable shelves, 60" wide wall credenza with two cabinets with adjustable shelves, 60" wide triple height niche, 60" wide single height storage, vertical storage with 5 adjustable shelves.

- To add tackboard to niche, add **TB** to end of product code. **Add \$1793** to list price for grades 1-3. Add **\$2152** for grades 4-5.
- To add LED light to niche, add **LT** to end of product code. **Add \$820** to list price.

**Work Wall - 95"W**

FW9584-22

20 x 95 x 84

125

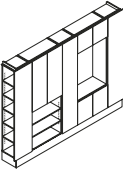
611

77

**\$24181**

Vertical storage with 5 adjustable shelves, 60" wide single height wall credenza with two files, 60" wide double height storage, 60" wide double height niche, 60" wide single height storage, vertical storage with 5 adjustable shelves.

- To add tackboard to niche, add **TB** to end of product code. **Add \$1193** to list price for grades 1-3. Add **\$1432** for grades 4-5.
- To add LED light to niche, add **LT** to end of product code. **Add \$817** to list price.

**Work Wall - 110"W**

FW11084-20L

15 x 110 x 84

125

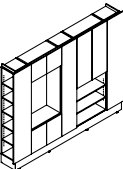
659

87

**\$23685**

Vertical storage with 5 adjustable shelves, 30" wide triple height open bookcase, 30" wide triple height double width storage, vertical storage with 5 adjustable shelves, 30" wide and double height storage, 30" triple height niche, 30" wide single height storage, vertical storage with 5 adjustable shelves.

- To add tackboard to niche, add **TB** to end of product code. **Add \$897** to list price for grades 1-3. Add **\$1076** for grades 4-5.
- To add LED light to niche, add **LT** to end of product code. **Add \$500** to list price.

**Work Wall - 110"W**

FW11084-20R

15 x 110 x 84

125

659

87

**\$23685**

Vertical storage with 5 adjustable shelves, 30" wide double height storage, 30" wide triple height niche, 30" wide single height storage, vertical storage with 5 adjustable shelves, 30" wide triple height open bookcase, 30" wide triple height double width storage, vertical storage with 5 adjustable shelves.

- To add tackboard to niche, add **TB** to end of product code. **Add \$897** to list price for grades 1-3. Add **\$1076** for grades 4-5.
- To add LED light to niche, add **LT** to end of product code. **Add \$500** to list price.

**Required Specifications**

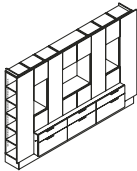
Front finish  
Top/body finish  
Cubby interior finish

**Optional Specifications**

Grommet  
LED light  
Tackboard



WORK WALLS - 84"H

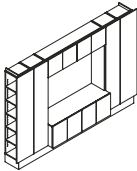


Work Wall - 125"W

MODEL#	DIMENSIONS D x W x H	FREIGHT CLASS	WT/LBS.	CUBIC FT.	LIST PRICE
FW12584-20	20 x 125 x 84	100	962	101	<b>\$36610</b>

Vertical storage with 5 adjustable shelves, 90" wide wall credenza with three box/files, single height storage, 15" wide double height niche, single height storage, four-fold height vertical storage with 3 adjustable shelves, double width single height storage, 30" wide double height niche, double width single height storage, fourfold height vertical storage with 3 adjustable shelves, single height storage, 15" wide double height niche, single height storage, vertical storage with 5 adjustable shelves.

- To add tackboard to niche, add **TB** to end of product code. **Add \$1630** to list price for grades 1-3. **Add \$1956** for grades 4-5.
- To add LED light to niche, add **LT** to end of product code. **Add \$1635** to list price.



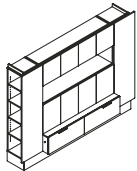
Work Wall - 125"W

FW12584-21	20 x 125 x 84	125	738	100	<b>\$27777</b>
------------	---------------	-----	-----	-----	----------------

Vertical storage with 5 adjustable shelves, vertical storage with 5 adjustable shelves, 60" wide wall credenza with two cabinets and adjustable shelf, 60" wide triple height niche, 60" wide single height storage, vertical storage with 5 adjustable shelves, vertical storage with 5 adjustable shelves.

- To add tackboard to niche, add **TB** to end of product code. **Add \$1788** to list price for grades 1-3. **Add \$2147** for grades 4-5.
- To add LED light to niche, add **LT** to end of product code. **Add \$819** to list price.

WORK WALLS - 70"H

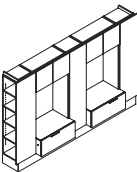


Work Wall - 95"W

MODEL#	DIMENSIONS	FREIGHT CLASS	WT/LBS.	CUBIC FT.	LIST PRICE
FW9570-20	20 x 95 x 70	100	563	66	<b>\$21754</b>

Vertical storage with 4 adjustable shelves, 60" wide single height wall credenza with two files, 60" wide double height storage, 60" wide niche, 60" wide single height storage, vertical storage with 4 adjustable shelves.

- To add tackboard to niche, add **TB** to end of product code. **Add \$966** to list price for grades 1-3. **Add \$1160** for grades 4-5.
- To add LED light to niche, add **LT** to end of product code. **Add \$817** to list price.



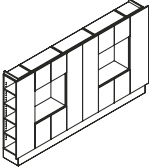
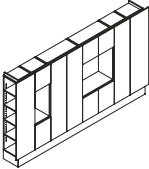
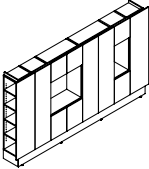
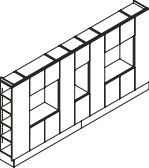
Work Wall - 110"W

FW11070-20	20 x 110 x 70	125	602	78	<b>\$24977</b>
------------	---------------	-----	-----	----	----------------

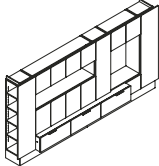
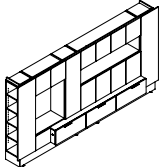
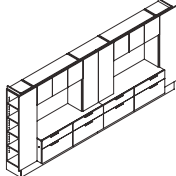
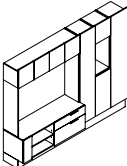
Vertical storage with 4 adjustable shelves, 30" wide single height wall credenza with file, 30" wide triple height niche, 30" wide single height storage, vertical storage with 4 adjustable shelves, 30" wide single height wall credenza with file, 30" wide triple height niche, 30" wide single height storage, vertical storage with 4 adjustable shelves.

- To add tackboard to niche, add **TB** to end of product code. **Add \$1791** to list price for grades 1-3. **Add \$2149** for grades 4-5.
- To add LED light to niche, add **LT** to end of product code. **Add \$1296** to list price.

Required Specifications	Optional Specifications
Front finish	Grommet
Top/body finish	LED light
Cubby interior finish	Tackboard

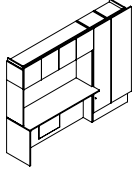
WORK WALLS - 70"H		MODEL#	DIMENSIONS	FREIGHT CLASS	WT/LBS.	CUBIC FT.	LIST PRICE
	<b>Work Wall - 125"W</b>	D x W x H					
		FW12570-20	20 x 125 x 70	125	645	84	<b>\$25185</b>
		Vertical storage with 4 adjustable shelves, 30" wide double height storage, 30" wide double height niche, 30" wide single height storage, double width vertical storage with 4 adjustable shelves, 30" wide double height storage, 30" wide double height niche, 30" wide single height storage, vertical storage with 4 adjustable shelves.					
		<ul style="list-style-type: none"><li>• To add tackboard to niche, add <b>TB</b> to end of product code. <b>Add \$1196</b> to list price for grades 1-3. Add <b>\$1435</b> for grades 4-5.</li><li>• To add LED light to niche, add <b>LT</b> to end of product code. <b>Add \$1295</b> to list price.</li></ul>					
	<b>Work Wall - 125"W</b>	FW12570-21L	20 x 125 x 70	100	685	84	<b>\$26403</b>
		Vertical storage with 4 adjustable shelves, 15" wide double height storage, 15" wide double height niche, 15" wide single height storage, double width vertical storage with 4 adjustable shelves, 30" wide double height storage, 30" wide double height niche, 30" wide single height storage, vertical storage with 4 adjustable shelves, vertical storage with 4 adjustable shelves.					
		<ul style="list-style-type: none"><li>• To add tackboard to niche, add <b>TB</b> to end of product code. <b>Add \$817</b> to list price for grades 1-3. Add <b>\$981</b> for grades 4-5.</li><li>• To add LED light to niche, add <b>LT</b> to end of product code. <b>Add \$981</b> to list price.</li></ul>					
		FW12570-21R	20 x 125 x 70	100	685	84	<b>\$26403</b>
	<b>Work Wall - 125"W</b>	Vertical storage with 4 adjustable shelves, vertical storage with 4 adjustable shelves, 30" wide double height storage, 30" wide double height niche, 30" wide single height storage, double width vertical storage with 4 adjustable shelves, 15" wide double height storage, 15" wide double height niche, 15" wide single height storage, vertical storage with 4 adjustable shelves.					
		<ul style="list-style-type: none"><li>• To add tackboard to niche, add <b>TB</b> to end of product code. <b>Add \$817</b> to list price for grades 1-3. Add <b>\$981</b> for grades 4-5.</li><li>• To add LED light to niche, add <b>LT</b> to end of product code. <b>Add \$981</b> to list price.</li></ul>					
		FW14070-20	20 x 140 x 70	100	779	96	<b>\$29802</b>
		Vertical storage with 4 adjustable shelves, 30" wide double height storage, 30" wide double height niche, 30" wide single height storage, vertical storage cabinet with 4 adjustable shelves, 15" wide double height storage, 15" wide double height niche, 15" wide single height storage, vertical storage with 4 adjustable shelves, 30" wide double height storage, 30" wide double height niche, 30" wide single height storage, vertical storage with 4 adjustable shelves.					
	<b>Work Wall - 140"W</b>	<ul style="list-style-type: none"><li>• To add tackboard to niche, add <b>TB</b> to end of product code. <b>Add \$1616</b> to list price for grades 1-3. Add <b>\$1939</b> for grades 4-5.</li><li>• To add LED light to niche, add <b>LT</b> to end of product code. <b>Add \$1638</b> to list price.</li></ul>					

Required Specifications	Optional Specifications
Front finish	Grommet
Top/body finish	LED light
Cubby interior finish	Tackboard

WORK WALLS - 70"H		MODEL#	DIMENSIONS	FREIGHT CLASS	WT/LBS.	CUBIC FT.	LIST PRICE
			D x W x H				
		FW14070-21L	20 x 140 x 70	100	832	96	\$29802
		Vertical storage with 4 adjustable shelves, 60" wide double height storage, 60" wide niche, 60" wide single height storage, 15" wide triple height storage, 15" wide single height storage, 30" wide double height niche, 30" wide single height storage, 90" wide single height wall credenza with three files, vertical storage with 4 adjustable shelves. • To add tackboard to niche, add <b>TB</b> to end of product code. <b>Add \$1901</b> to list price for grades 1-3. Add <b>\$2282</b> for grades 4-5. • To add LED light to niche, add <b>LT</b> to end of product code. <b>Add \$1703</b> to list price.					
		FW14070-21R	20 x 140 x 70	100	832	96	\$29802
		Vertical storage with 4 adjustable shelves, 15" wide single height storage, 30" wide double height niche, 30" wide single height storage, 90" wide single height wall credenza with three files, 15" wide triple height storage, 60" wide double height storage, 60" wide niche, 60" wide single height storage, vertical storage with 4 adjustable shelves. • To add tackboard to niche, add <b>TB</b> to end of product code. <b>Add \$1901</b> to list price for grades 1-3. Add <b>\$2282</b> for grades 4-5. • To add LED light to niche, add <b>LT</b> to end of product code. <b>Add \$1703</b> to list price.					
		FW15570-20	20 x 155 x 70	100	900	108	\$29802
		Vertical storage with 4 adjustable shelves, 60" wide wall credenza with two box/files, 45" wide double height niche, 45" wide single height storage, 30" wide double width storage with 2 adj. shelves, 60" wide wall credenza with two box/files, 45" wide double height niche, 45" wide single height storage, vertical storage with 4 adjustable • To add tackboard to niche, add <b>TB</b> to end of product code. <b>Add \$2436</b> to list price for grades 1-3. Add <b>\$2923</b> for grades 4-5. • To add LED light to niche, add <b>LT</b> to end of product code. <b>Add \$1744</b> to list price.					
WORK WALLS - 84"H		MODEL#	DIMENSIONS	FREIGHT CLASS	WT/LBS.	CUBIC FT.	LIST PRICE
		FW10784L	20 x 95 x 84	100	832	96	\$27643
		60" wide wall credenza with adjustable shelf and box/file, 60" wide triple height niche, 60" wide single height storage, vertical storage with 5 adjustable shelves, triple height storage, 15" wide double height niche, single height storage, vertical storage with 5 adjustable shelves. • To add tackboard to niche, add <b>TB</b> to end of product code. <b>Add \$1218</b> to list price for grades 1-3. Add <b>\$1462</b> for grades 4-5. • To add LED light to niche, add <b>LT</b> to end of product code. <b>Add \$1218</b> to list price.					

Required Specifications	Optional Specifications
Front finish	Grommet
Top/body finish	LED light
Cubby interior finish	Tackboard

## OPEN KNEE SPACE WORK WALLS



Open Knee Space Work Wall - 92"W

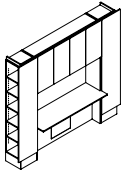
MODEL#	DIMENSIONS	FREIGHT CLASS	WT/LBS.	CUBIC FT.	LIST PRICE
--------	------------	---------------	---------	-----------	------------

D x W x H

FW927002R	20 x 92.5 x 84	100	832	96	<b>\$16297</b>
-----------	----------------	-----	-----	----	----------------

60" wide work surface wall credenza, 60" wide double height niche, 60" wide single height storage, vertical storage with 4 adjustable shelves, wardrobe with coat hook and hat shelf.

- To add tackboard to niche, add **TB** to end of product code. **Add \$1218** to list price for grades 1-3. Add **\$1462** for grades 4-5.
- To add LED light to niche, add **LT** to end of product code. **Add \$1218** to list price.

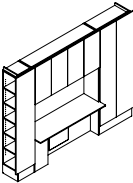


Open Knee Space Work Wall - 95"W

FW95840WR	20 x 95 x 84	100	832	96	<b>\$17021</b>
-----------	--------------	-----	-----	----	----------------

Vertical storage with 5 adjustable shelves, 60" wide work surface wall credenza, 60" wide double height niche, 60" wide double height storage, wardrobe with coat hook and hat shelf.

- To add tackboard to niche, add **TB** to end of product code. **Add \$1218** to list price for grades 1-3. Add **\$1462** for grades 4-5.
- To add LED light to niche, add **LT** to end of product code. **Add \$834** to list price.

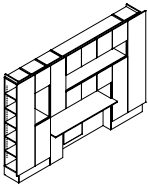


Open Knee Space Work Wall - 110"W

FW110840W2R	20 x 110 x 84	100	832	96	<b>\$19495</b>
-------------	---------------	-----	-----	----	----------------

Vertical storage with 5 adjustable shelves, 60" wide work surface wall credenza, 60" wide double height niche, 60" wide double height storage, double depth wardrobe with coat rod and hat shelf.

- To add tackboard to niche, add **TB** to end of product code. **Add \$1219** to list price for grades 1-3. Add **\$1463** for grades 4-5.
- To add LED light to niche, add **LT** to end of product code. **Add \$839** to list price.



Open Knee Space Work Wall - 125"W

FW125840IL	20 x 110 x 84	100	832	96	<b>\$27471</b>
------------	---------------	-----	-----	----	----------------

Vertical storage with 5 adjustable shelves, triple height storage, 15" wide triple height storage, 15" wide double height niche, single high storage, 60" wide work surface wall credenza, 60" wide single height niche, triple height storage, 45" wide single height storage, 60" wide single height niche, 60" wide single height storage, triple height storage, wardrobe with coat hook and hat shelf.

- To add tackboard to niche, add **TB** to end of product code. **Add \$2398** to list price for grades 1-3. Add **\$2879** for grades 4-5.
- To add LED light to niche, add **LT** to end of product code. **Add \$2406** to list price.

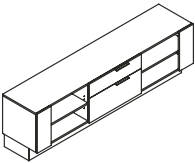
## Required Specifications

Front finish  
Top/body finish  
Cubby interior finish

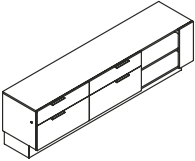
## Optional Specifications

Grommet  
LED light  
Tackboard

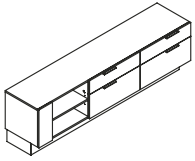
WORK WALL CREDENZAS



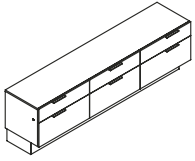
Work Wall Credenza



Work Wall Credenza



Work Wall Credenza



Work Wall Credenza

MODEL#	DIMENSIONS	FREIGHT CLASS	WT/LBS.	CUBIC FT.	LIST PRICE
--------	------------	---------------	---------	-----------	------------

D x W x H					
FW9026-1	20 x 90 x 26	100	254	27	\$9397

Standard with adjustable shelf, box/file and adjustable shelf.

FW9026-2	20 x 90 x 26	92.5	270	27	\$9798
----------	--------------	------	-----	----	--------

Standard with box/file, box/file and adjustable shelf.

FW9026-3	20 x 90 x 26	92.5	270	27	\$9798
----------	--------------	------	-----	----	--------

Standard with adjustable shelf, box/file and box/file.

FW9026-4	20 x 90 x 26	92.5	310	27	\$10395
----------	--------------	------	-----	----	---------

Standard with three box/file drawers. Center pedestal does not lock.

Required Specifications

Front finish  
Top/body finish

Optional Specifications

Grommet

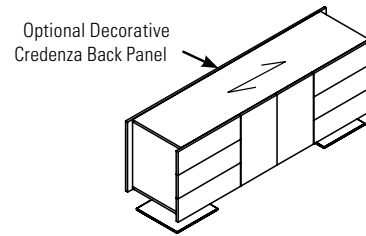
## CONFERENCE ROOM FURNITURE - NOTES

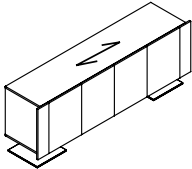
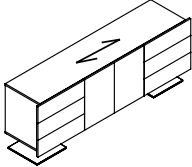
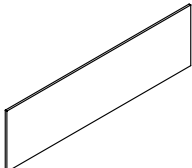
D x W x H

- Horizontal grain direction is standard on all engineered finishes.
- Full Storage Credenza backs include GM17 vertical cut out
- Optional decorative credenza back panels (**FBP**) are available for full storage credenzas (FC/FCD)
- Doors open with touch latch
- To open the drawer, pull drawer front overhang - no handles available
- Display Wall can be purchased with optional monitor mount installed
- Mobile and stationary lecterns are available.
- Two Connecting Brackets are included.
- For optional light and microphone, see page 200 in the accessories section
- **Metal Leg finishes (Conference Tables):**

BLKT	Black Textured
TUNT	Tungsten Textured
DWTT	Designer White Textured
SGRT	Silver Glimmer Textured
IGRT	Iron Glimmer Textured

- **NOTE:** Arrow indicates direction of grain

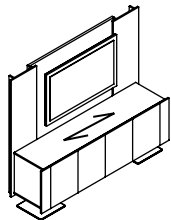


CONFERENCE ROOM FURNITURE	MODEL#	DIMENSIONS	FREIGHT CLASS	WT/LBS.	CUBIC FT.	LIST PRICE
 <p><b>Full Storage Credenza</b></p>	FC9020GG	20 x 90 x 29	125	241	36	<b>\$10595</b>
	FC8420GG	20 x 84 x 29	125	232	33	<b>\$10175</b>
	FC7820GG	20 x 78 x 29	125	223	31	<b>\$9445</b>
	FC7220GG	20 x 72 x 29	125	213	29	<b>\$9189</b>
	FC6020MM	20 x 60 x 29	125	194	26	<b>\$8528</b>
Standard with two sets of storage cabinets.						
 <p><b>Full Storage Credenza</b></p>	FCD9020A	20 x 90 x 29	125	249	36	<b>\$11226</b>
	FCD8420A	20 x 84 x 29	125	240	33	<b>\$10809</b>
	FCD7820A	20 x 78 x 29	125	230	31	<b>\$10036</b>
	FCD7220A	20 x 72 x 29	125	221	29	<b>\$9820</b>
	FCD6020A	20 x 60 x 29	125	202	26	<b>\$9167</b>
Standard with three box drawers on left, storage cabinets in center, and three box drawers on right.						
 <p><b>Decorative Back Panel</b></p>	FBP9020	20 x 90 x 29	92.5	41	4	<b>\$1806</b>
	FBP8420	20 x 84 x 29	100	38	4	<b>\$1715</b>
	FBP7820	20 x 78 x 29	85	36	3	<b>\$1597</b>
	FBP7220	20 x 72 x 29	92.5	33	3	<b>\$1391</b>
	FBP6020	20 x 60 x 29	100	27	3	<b>\$1177</b>
For credenzas.						

**Required Specifications**

Front finish  
Top/body finish  
Leg finish

## CONFERENCE ROOM FURNITURE



Display Wall Storage Credenza

## MODEL#

## DIMENSIONS

## FREIGHT CLASS

## WT/LBS.

## CUBIC FT.

## LIST PRICE

## D x W x H

FC9024GGTWH72	24 x 90 x 72	100	463	47	<b>\$16421</b>
FC8424GGTWH72	24 x 84 x 72	92.5	460	45	<b>\$15642</b>
FC7824GGTWH72	24 x 78 x 72	125	286	41	<b>\$14526</b>
FC7224GGTWH72	24 x 72 x 72	92.5	418	39	<b>\$14088</b>
FC9024GGTWH66	24 x 90 x 66	100	444	48	<b>\$15851</b>
FC8424GGTWH66	24 x 84 x 66	100	422	45	<b>\$15228</b>
FC7824GGTWH66	24 x 78 x 66	100	402	42	<b>\$14138</b>
FC7224GGTWH66	24 x 72 x 66	100	381	39	<b>\$13701</b>

With two sets of storage cabinets and display wall. Monitors and TV mounts are not included. Display wall includes GM1 grommet.

Monitor size chart based on display wall size:

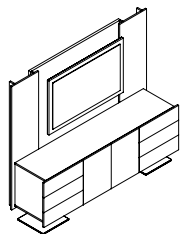
Display Wall Width   Monitor Size

90"   54"

84"   50"

78"   46"

72"   42"



Display Wall Storage Credenza

FCD9024ATWH72	24 x 90 x 72	92.5	481	48	<b>\$16673</b>
FCD8424ATWH72	24 x 84 x 72	92.5	460	45	<b>\$15895</b>
FCD7824ATWH72	24 x 78 x 72	92.5	439	42	<b>\$13259</b>
FCD7224ATWH72	24 x 72 x 72	100	381	39	<b>\$14293</b>
FCD9024ATWH66	24 x 90 x 66	100	444	48	<b>\$16106</b>
FCD8424ATWH66	24 x 84 x 66	100	422	45	<b>\$15479</b>
FCD7824ATWH66	24 x 78 x 66	100	402	42	<b>\$14394</b>
FCD7224ATWH66	24 x 72 x 66	100	381	39	<b>\$13955</b>

With three box drawers on left, storage cabinets in center, and three box drawers on right, and display wall. Monitors and TV mounts are not included. Display wall includes GM1 grommet.

Monitor size chart based on display wall size:

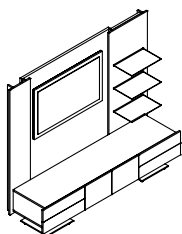
Display Wall Width   Monitor Size

90"   54"

84"   50"

78"   46"

72"   42"



Display Wall Storage Credenza

FFTWA90WH72	24 x 90 x 72	92.5	482	41	<b>\$17453</b>
FFTWA84WH72	24 x 84 x 72	85	462	38	<b>\$16857</b>
FFTWA78WH72	24 x 78 x 72	85	442	35	<b>\$15986</b>
FFTWA72WH72	24 x 72 x 72	85	421	32	<b>\$15030</b>
FFTWA90WH66	24 x 90 x 66	92.5	462	40	<b>\$16887</b>
FFTWA84WH66	24 x 84 x 66	92.5	443	37	<b>\$16290</b>
FFTWA78WH66	24 x 78 x 66	85	424	34	<b>\$15453</b>
FFTWA72WH66	24 x 72 x 66	85	404	31	<b>\$14586</b>

With two box drawers on left, storage cabinets in center, and two box drawers on right, and display wall with shelves. Monitors and TV mounts are not included. Display wall includes GM1 grommet.

Monitor size chart based on display wall size:

Display Wall Width   Monitor Size

90"   54"

84"   50"

78"   46"

72"   42"

**Required Specifications**

Front/wall finish

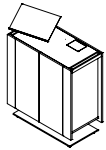
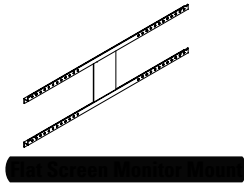
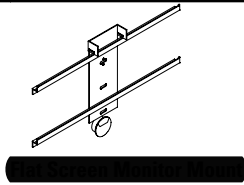
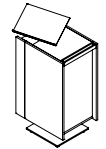
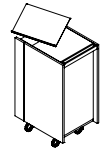
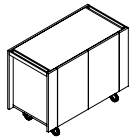
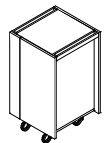
Top/body finish

Leg finish

## CONFERENCE ROOM ACCESSORIES

MODEL#	DIMENSIONS	FREIGHT CLASS	WT./LBS.	CUBIC FT.	LIST PRICE
--------	------------	---------------	----------	-----------	------------

D x W x H

**Lectern\*****Lectern\*****Mobile Lectern\*****Mobile Server\*****Mobile Tech Cart**

FLEC36	20 x 36 x 42	125	166	22	<b>\$10140</b>
--------	--------------	-----	-----	----	----------------

With pop-up door to reveal concealed power/data monument (power duplex, 15 pin VGA, data and telephone connectors). Optional light and/or microphone to be specified. Metal finish on base, book rest and handles must be specified. Includes 1 adjustable shelf.

FLEC24	20 x 24 x 42	100	135	15	<b>\$8367</b>
--------	--------------	-----	-----	----	---------------

With laptop pull-out tray to reveal concealed power/data monument (power duplex, 15 pin VGA, data and telephone connectors). Optional light and/or microphone to be specified. Metal finish on base, book rest and handles must be specified. Includes 1 adjustable shelf.

FLEC24M	20 x 24 x 42	100	135	15	<b>\$6198</b>
---------	--------------	-----	-----	----	---------------

With laptop pull-out tray. Optional light and/or microphone to be specified. Metal finish on base, book rest and handles must be specified. Includes 1 adjustable shelf. Locking casters (Tungsten only).

FSM4020	20 x 40 x 30	150	108	21	<b>\$6753</b>
---------	--------------	-----	-----	----	---------------

With cutlery drawer and adjustable shelf. Metal finish on handles must be specified. Locking casters (Tungsten only).

FTCM2020H42	20 x 20 x 42	150	67	13.5	<b>\$4921</b>
FTCM2020H36	20 x 20 x 36	150	54	10.5	<b>\$4219</b>

Metal finish on handles must be specified. Includes 1 adjustable shelf. Locking casters (Tungsten only).

**Required Specifications**

Front finish  
Top/body finish  
Metal finish\*

**Optional Specifications**

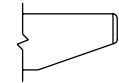
Light\*  
Microphone\*



BOARDROOM TABLES - NOTES

D x W x H

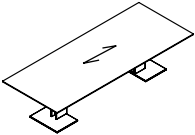
- Table tops are 1.5" thick with a 2" undercut knife edge.



- All tops have a 1/8" (3mm) solid edge of walnut, cherry, maple and oak
- See notes section for optional grommet locations on tables without technology trough
- See "Technology Trough Details" on page 150
- For tables with 3 bases and technology trough, add **C** (for center base feed) or **E** (for end base feed) to the end of the model number (Example: FRESTCT19298**C**)
- **NOTE:** Arrow indicates direction of grain

BOARDROOM TABLES - RECTANGULAR

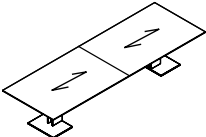
MODEL#      DIMENSIONS      FREIGHT CLASS      WT/LBS.      CUBIC FT.      LIST PRICE



Rectangular Table

FRE12048	48 x 120 x 29	100	450	54	<b>\$14359</b>
FRE9648	48 x 96 x 29	125	390	49	<b>\$13001</b>

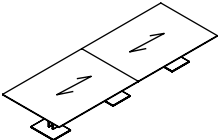
One piece top. Two bases.



Rectangular Table

FRE16848	48 x 168 x 29	100	571	65	<b>\$17540</b>
FRE14448	48 x 144 x 29	100	511	60	<b>\$15880</b>
FRE12048-2	48 x 120 x 29	100	450	56	<b>\$14549</b>

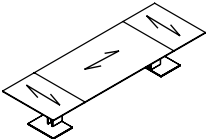
Two piece top. Two bases.



Rectangular Table

FRE24060	60 x 240 x 29	100	965	109	<b>\$27998</b>
FRE21660	60 x 216 x 29	100	893	104	<b>\$26428</b>
FRE19260	60 x 192 x 29	100	821	99	<b>\$24805</b>
FRE16860	60 x 168 x 29	100	748	93	<b>\$23201</b>
FRE21648	48 x 216 x 29	92.5	872	87	<b>\$24252</b>
FRE19248	48 x 192 x 29	100	744	82	<b>\$22812</b>

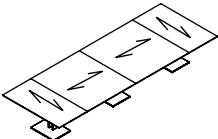
Two piece top. Three bases.



Rectangular Table, Sectional\*

FREST16848	48 x 168 x 29	100	571	65	<b>\$17875</b>
FREST14448	48 x 144 x 29	100	511	60	<b>\$16459</b>
FREST12048	48 x 120 x 29	100	450	54	<b>\$15031</b>

Three piece top. Two bases.



Rectangular Table, Sectional\*

FREST24060	60 x 240 x 29	100	965	109	<b>\$27998</b>
FREST21660	60 x 216 x 29	100	893	104	<b>\$26428</b>
FREST19260	60 x 192 x 29	100	821	99	<b>\$24805</b>
FREST16860	60 x 168 x 29	100	748	93	<b>\$23201</b>
FREST21648	48 x 216 x 29	92.5	872	87	<b>\$24252</b>
FREST19248	48 x 192 x 29	100	744	82	<b>\$22812</b>

- Four piece top. Three bases.
- 168"W table - midsection is one piece

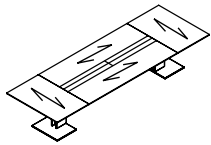
Required Specifications

Top finish/base side finish  
Base end finish  
Metal finish

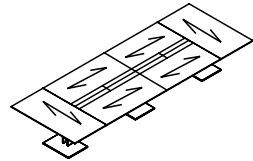
Optional Specifications

Grommet

## BOARDROOM TABLES - RECTANGULAR



Rectangular Table, Sectional



Rectangular Table, Sectional

## MODEL#

## DIMENSIONS

## FREIGHT CLASS

## WT/LBS.

## CUBIC FT.

## LIST PRICE

## D x W x H

FRESTCT16848	48 x 168 x 29	100	659	69	<b>\$27276</b>
FRESTCT14448	48 x 144 x 29	100	584	63	<b>\$21852</b>
FRESTCT12048	48 x 120 x 29	100	508	57	<b>\$20259</b>

Four piece top. Two bases / power kit included.

- 168"W table includes technology trough with 8 doors
- 144"W and 120" tables include technology trough with 4 doors

FRESTCT24060	60 x 240 x 29	100	1113	116	<b>\$39872</b>
FRESTCT21660	60 x 216 x 29	100	1021	109	<b>\$37755</b>
FRESTCT19260	60 x 192 x 29	100	920	103	<b>\$35464</b>
FRESTCT16860	60 x 168 x 29	100	836	96	<b>\$33101</b>
FRESTCT21648	48 x 216 x 29	92.5	1000	92	<b>\$35770</b>
FRESTCT19248	48 x 192 x 29	100	843	87	<b>\$33691</b>

Six piece top. Three bases. Add **C** or **E** to end of model number to specify base feed location. Includes technology trough with 8 doors.

- 168"W table - midsection is one piece

## BOARDROOM TABLES - BOW END

## MODEL#

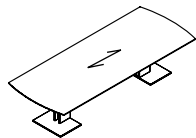
## DIMENSIONS

## FREIGHT CLASS

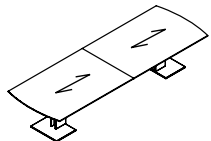
## WT/LBS.

## CUBIC FT.

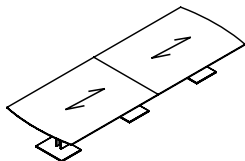
## LIST PRICE



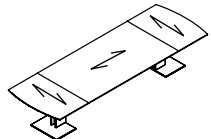
Bow End Table



Bow End Table



Bow End Table



Bow End Table, Sectional

FREBE12048	48 x 120 x 29	100	450	54	<b>\$15076</b>
FREBE9648	48 x 96 x 29	125	390	49	<b>\$13651</b>

One piece top. Two bases.

FREBE16848	48 x 168 x 29	100	571	65	<b>\$18414</b>
FREBE14448	48 x 144 x 29	100	511	60	<b>\$16674</b>
FREBE12048-2	48 x 120 x 29	100	450	56	<b>\$15277</b>

Two piece top. Two bases.

FREBE24060	60 x 240 x 29	100	965	109	<b>\$29396</b>
FREBE21660	60 x 216 x 29	100	893	104	<b>\$27748</b>
FREBE19260	60 x 192 x 29	100	821	99	<b>\$26045</b>
FREBE16860	60 x 168 x 29	100	748	93	<b>\$24361</b>
FREBE21648	48 x 216 x 29	92.5	872	87	<b>\$25464</b>
FREBE19248	48 x 192 x 29	100	744	82	<b>\$23951</b>

Two piece top. Three bases.

FREBEST16848	48 x 168 x 29	100	571	65	<b>\$18770</b>
FREBEST14448	48 x 144 x 29	100	511	60	<b>\$17281</b>
FREBEST12048	48 x 120 x 29	100	450	54	<b>\$15784</b>

Three piece top. Two bases.

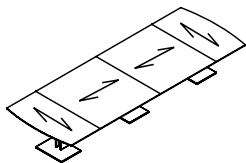
## Required Specifications

Top finish/base side finish  
Base end finish  
Metal finish

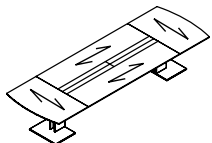
## Optional Specifications

Grommet

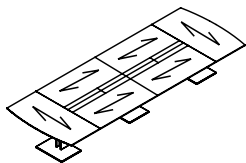
## BOARDROOM TABLES - BOW END



**Bow End Table, Sectional**



**Bow End Table, Sectional**



**Bow End Table, Sectional**

MODEL#	DIMENSIONS	FREIGHT CLASS	WT/LBS.	CUBIC FT.	LIST PRICE
--------	------------	---------------	---------	-----------	------------

### D x W x H

FREBEST24060	60 x 240 x 29	100	965	109	<b>\$30030</b>
FREBEST21660	60 x 216 x 29	100	893	104	<b>\$28349</b>
FREBEST19260	60 x 192 x 29	100	821	99	<b>\$26459</b>
FREBEST16860	60 x 168 x 29	100	748	93	<b>\$24646</b>
FREBEST21648	48 x 216 x 29	92.5	872	87	<b>\$26160</b>
FREBEST19248	48 x 192 x 29	100	744	82	<b>\$24545</b>

Four piece top. Three bases.

- 168"W table - midsection is one piece

FREBESTCT16848	48 x 168 x 29	100	659	69	<b>\$28640</b>
FREBESTCT14448	48 x 144 x 29	100	584	63	<b>\$22942</b>
FREBESTCT12048	48 x 120 x 29	100	508	57	<b>\$21271</b>

Four piece top. Two bases / power kit included.

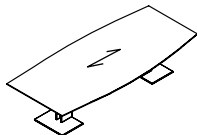
- 168"W table includes technology trough with 8 doors
- 144"W and 120" tables include technology trough with 4 doors

FREBESTCT24060	60 x 240 x 29	100	1113	116	<b>\$41863</b>
FREBESTCT21660	60 x 216 x 29	100	1021	109	<b>\$39640</b>
FREBESTCT19260	60 x 192 x 29	100	920	103	<b>\$37238</b>
FREBESTCT16860	60 x 168 x 29	100	836	96	<b>\$34755</b>
FREBESTCT21648	48 x 216 x 29	92.5	1000	92	<b>\$37558</b>
FREBESTCT19248	48 x 192 x 29	100	843	87	<b>\$35373</b>

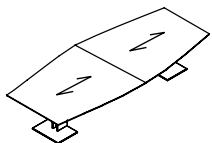
Six piece top. Three bases. Add **C** or **E** to end of model number to specify base feed location. Includes technology trough with 8 doors.

- 168"W table - midsection is one piece

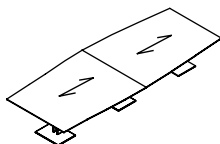
## BOARDROOM TABLES - BOAT SHAPED



**Boat Shaped Table**



**Boat Shaped Table**



**Boat Shaped Table**

MODEL#	DIMENSIONS	FREIGHT CLASS	WT/LBS.	CUBIC FT.	LIST PRICE
--------	------------	---------------	---------	-----------	------------

FBO12048	48 x 120 x 29	100	450	54	<b>\$15827</b>
FBO9648	48 x 96 x 29	125	390	49	<b>\$14332</b>

One piece top. Two bases.

FBO16848	48 x 168 x 29	100	571	65	<b>\$19333</b>
FBO14448	48 x 144 x 29	100	511	60	<b>\$17506</b>
FBO12048-2	48 x 120 x 29	100	450	56	<b>\$16038</b>

Two piece top. Two bases.

FBO24060	60 x 240 x 29	100	965	109	<b>\$30864</b>
FBO21660	60 x 216 x 29	100	893	104	<b>\$29134</b>
FBO19260	60 x 192 x 29	100	821	99	<b>\$27346</b>
FBO16860	60 x 168 x 29	100	748	93	<b>\$25574</b>
FBO21648	48 x 216 x 29	92.5	872	87	<b>\$26735</b>
FBO19248	48 x 192 x 29	100	744	82	<b>\$25149</b>

Two piece top. Three bases.

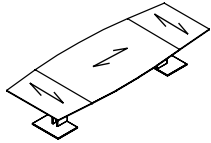
### Required Specifications

Top finish/base side finish  
Base end finish  
Metal finish

### Optional Specifications

Grommet

## BOARDROOM TABLES - BOAT SHAPED



Boat Shaped Table, Sectional

## MODEL#

## DIMENSIONS

## FREIGHT CLASS

## WT./LBS.

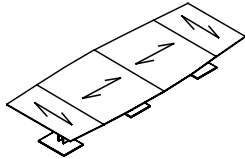
## CUBIC FT.

## LIST PRICE

## D x W x H

FBOST16848	48 x 168 x 29	100	571	65	<b>\$19709</b>
FBOST14448	48 x 144 x 29	100	511	60	<b>\$18145</b>
FBOST12048	48 x 120 x 29	100	450	54	<b>\$16572</b>

Three piece top. Two bases.

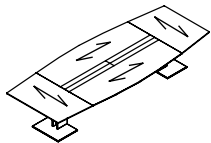


Boat Shaped Table, Sectional

FBOST24060	60 x 240 x 29	100	965	109	<b>\$31532</b>
FBOST21660	60 x 216 x 29	100	893	104	<b>\$29765</b>
FBOST19260	60 x 192 x 29	100	821	99	<b>\$27781</b>
FBOST16860	60 x 168 x 29	100	748	93	<b>\$25876</b>
FBOST21648	48 x 216 x 29	92.5	872	87	<b>\$27464</b>
FBOST19248	48 x 192 x 29	100	744	82	<b>\$25771</b>

Four piece top. Three bases.

- 168"W table - midsection is one piece

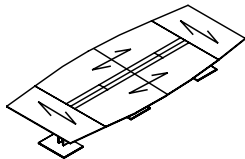


Boat Shaped Table, Sectional

FBOSTCT16848	48 x 168 x 29	100	659	69	<b>\$30072</b>
FBOSTCT14448	48 x 144 x 29	100	584	63	<b>\$24086</b>
FBOSTCT12048	48 x 120 x 29	100	508	57	<b>\$22335</b>

Four piece top. Two bases / power kit included.

- 168"W table includes technology trough with 8 doors
- 144"W and 120" tables include technology trough with 4 doors



Boat Shaped Table, Sectional

FBOSTCT24060	60 x 240 x 29	100	1113	116	<b>\$43954</b>
FBOSTCT21660	60 x 216 x 29	92.5	1021	91	<b>\$41619</b>
FBOSTCT19260	60 x 192 x 29	100	920	103	<b>\$39099</b>
FBOSTCT16860	60 x 168 x 29	100	836	96	<b>\$36491</b>
FBOSTCT21648	48 x 216 x 29	92.5	1000	92	<b>\$38925</b>
FBOSTCT19248	48 x 192 x 29	100	843	87	<b>\$37141</b>

Six piece top. Three bases. Add **C** or **E** to end of model number to specify base feed location. Includes technology trough with 8 doors.

- 168"W table - midsection is one piece

## BOARDROOM TABLES - BOAT SHAPED, BOW END

## MODEL#

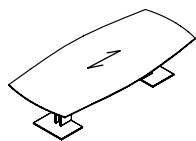
## DIMENSIONS

## FREIGHT CLASS

## WT./LBS.

## CUBIC FT.

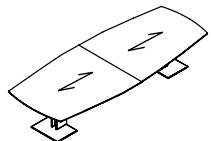
## LIST PRICE



Boat Shaped Table, Bow End

FBOBE12048	48 x 120 x 29	100	450	54	<b>\$16362</b>
FBOBE9648	48 x 96 x 29	125	390	49	<b>\$14795</b>

One piece top. Two bases.



Boat Shaped Table, Bow End

FBOBE16848	48 x 168 x 29	100	571	65	<b>\$20044</b>
FBOBE14448	48 x 144 x 29	100	511	60	<b>\$18130</b>
FBOBE12048-2	48 x 120 x 29	100	450	56	<b>\$16585</b>

Two piece top. Two bases.

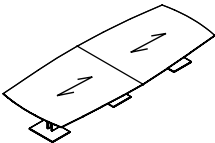
## Required Specifications

Top finish/base side finish  
Base end finish  
Metal finish

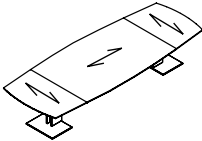
## Optional Specifications

Grommet

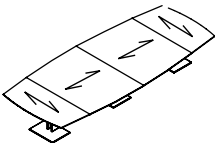
BOARDROOM TABLES - BOAT SHAPED, BOW END



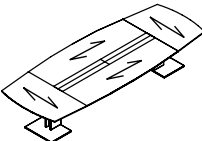
Boat Shaped Table, Bow End



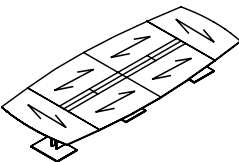
Boat Shaped Table, Bow End, Sectional



Boat Shaped Table, Bow End, Sectional



Boat Shaped Table, Bow End, Sectional



Boat Shaped Table, Bow End, Sectional

MODEL#	DIMENSIONS	FREIGHT CLASS	WT/LBS.	CUBIC FT.	LIST PRICE
	D x W x H				
FBOBE24060	60 x 240 x 29	100	965	109	\$32155
FBOBE21660	60 x 216 x 29	100	893	104	\$30332
FBOBE19260	60 x 192 x 29	100	821	99	\$28459
FBOBE16860	60 x 168 x 29	100	748	93	\$26600
FBOBE21648	48 x 216 x 29	92.5	872	87	\$27814
FBOBE19248	48 x 192 x 29	100	744	82	\$26152

Two piece top. Three bases.

FBOBEST16848	48 x 168 x 29	100	571	65	\$20438
FBOBEST14448	48 x 144 x 29	100	511	60	\$18798
FBOBEST12048	48 x 120 x 29	100	450	54	\$17135

Three piece top. Two bases.

FBOBEST24060	60 x 240 x 29	100	965	109	\$32856
FBOBEST21660	60 x 216 x 29	100	893	104	\$30996
FBOBEST19260	60 x 192 x 29	100	821	99	\$28650
FBOBEST16860	60 x 168 x 29	100	748	93	\$26917
FBOBEST21648	48 x 216 x 29	92.5	872	87	\$28585
FBOBEST19248	48 x 192 x 29	100	744	82	\$26802

Four piece top. Three bases.  
• 168"W table - midsection is one piece

FBOBESTCT16848	48 x 168 x 29	100	659	69	\$31320
FBOBESTCT14448	48 x 144 x 29	100	584	63	\$25038
FBOBESTCT12048	48 x 120 x 29	100	508	57	\$23196

Four piece top. Two bases / power kit included.  
• 168"W table includes technology trough with 8 doors  
• 144"W and 120" tables include technology trough with 4 doors

FBOBESTCT24060	60 x 240 x 29	100	1113	116	\$45897
FBOBESTCT21660	60 x 216 x 29	100	1021	109	\$43446
FBOBESTCT19260	60 x 192 x 29	100	920	103	\$40797
FBOBESTCT16860	60 x 168 x 29	100	836	96	\$38075
FBOBESTCT21648	48 x 216 x 29	92.5	1000	92	\$40618
FBOBESTCT19248	48 x 192 x 29	100	843	87	\$38741

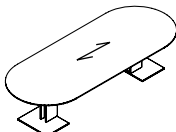
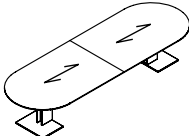
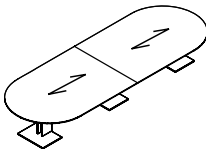
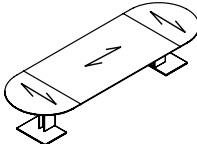
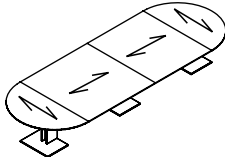
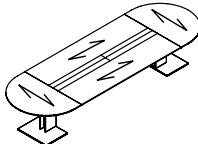
Six piece top. Three bases. Add **C** or **E** to end of model number to specify base feed location. Includes technology trough with 8 doors.  
• 168"W table - midsection is one piece

Required Specifications

Top finish/base side finish  
Base end finish  
Metal finish

Optional Specifications

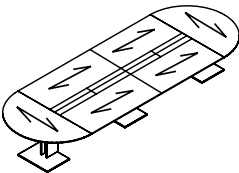
Grommet

BOARDROOM TABLES - RACETRACK		MODEL#	DIMENSIONS	FREIGHT CLASS	WT/LBS.	CUBIC FT.	LIST PRICE
	Racetrack Table		D x W x H				
		FRA12048	48 x 120 x 29	100	450	54	\$16619
		FRA9648	48 x 96 x 29	125	390	49	\$15050
One piece top. Two bases.							
	Racetrack Table	FRA16848	48 x 168 x 29	100	571	65	\$20298
		FRA14448	48 x 144 x 29	100	511	60	\$18380
		FRA12048-2	48 x 120 x 29	100	450	56	\$16840
Two piece top. Two bases.							
	Racetrack Table	FRA24060	60 x 240 x 29	100	965	109	\$32409
		FRA21660	60 x 216 x 29	100	893	104	\$30587
		FRA19260	60 x 192 x 29	100	821	99	\$28713
		FRA16860	60 x 168 x 29	100	748	93	\$26851
		FRA21648	48 x 216 x 29	92.5	872	87	\$28070
		FRA19248	48 x 192 x 29	100	744	82	\$26404
Two piece top. Three bases.							
	Racetrack Table, Sectional	FRAST16848	48 x 168 x 29	100	571	65	\$20689
		FRAST14448	48 x 144 x 29	100	511	60	\$19052
		FRAST12048	48 x 120 x 29	100	450	54	\$17391
Three piece top. Two bases.							
	Racetrack Table, Sectional	FRAST24060	60 x 240 x 29	100	965	109	\$33108
		FRAST21660	60 x 216 x 29	100	893	104	\$31253
		FRAST19260	60 x 192 x 29	100	821	99	\$28904
		FRAST16860	60 x 168 x 29	100	748	93	\$27170
		FRAST21648	48 x 216 x 29	92.5	872	87	\$28839
		FRAST19248	48 x 192 x 29	100	744	82	\$27058
Four piece top. Three bases. <ul style="list-style-type: none"><li>• 168"W table - midsection is one piece</li></ul>							
	Racetrack Table, Sectional	FRASTCT16848	48 x 168 x 29	100	659	69	\$31574
		FRASTCT14448	48 x 144 x 29	100	584	63	\$25291
		FRASTCT12048	48 x 120 x 29	100	508	57	\$23449
Four piece top. Two bases / power kit included. <ul style="list-style-type: none"><li>• 168"W table includes technology trough with 8 doors</li><li>• 144"W and 120" tables include technology trough with 4 doors</li></ul>							

Required Specifications	Optional Specifications
Top finish/base side finish	Grommet
Base end finish	
Metal finish	



BOARDROOM TABLES - RACETRACK



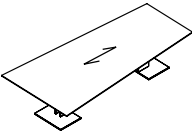
Racetrack Table, Sectional

MODEL#	DIMENSIONS	FREIGHT CLASS	WT/LBS.	CUBIC FT.	LIST PRICE
	D x W x H				
FRASCTCT24060	60 x 240 x 29	100	1113	116	\$46152
FRASCTCT21660	60 x 216 x 29	100	1021	109	\$43698
FRASCTCT19260	60 x 192 x 29	100	920	103	\$41052
FRASCTCT16860	60 x 168 x 29	100	836	96	\$38311
FRASCTCT21648	48 x 216 x 29	92.5	1000	92	\$40872
FRASCTCT19248	48 x 192 x 29	100	843	87	\$38998

Six piece top. Three bases. Add **C** or **E** to end of model number to specify base feed location. Includes technology trough with 8 doors.

- 168"W table - midsection is one piece

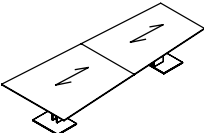
BOARDROOM TABLES - WEDGE



Wedge Table

FWE1206048	60-48 x 120 x 29	100	511	60	\$14610
------------	------------------	-----	-----	----	---------

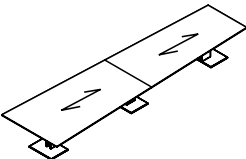
One piece top. Two bases.



Wedge Table

FWE1446048	48 x 144 x 29	100	571	65	\$17793
FWE1206048-2	48 x 120 x 29	100	511	60	\$16134

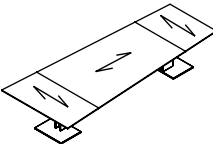
Two piece top. Two bases.



Wedge Table

FWE2406048	60-48 x 240 x 29	100	1037	114	\$28252
FWE2166048	60-48 x 216 x 29	100	965	109	\$26679
FWE1926048	60-48 x 192 x 29	100	893	104	\$25058
FWE1686048	60-48 x 168 x 29	100	630	70	\$23452

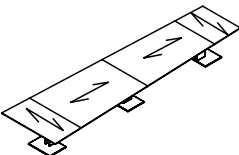
Two piece top. Three bases.



Wedge Table, Sectional

FWEST1446048	60-48 x 144 x 29	100	571	65	\$18132
FWEST1206048	60-48 x 120 x 29	100	511	60	\$16716

Three piece top. Two bases.



Wedge Table, Sectional

FWEST2406048	60-48 x 240 x 29	100	1037	114	\$28351
FWEST2166048	60-48 x 216 x 29	100	965	109	\$27254
FWEST1926048	60-48 x 192 x 29	100	893	104	\$26459
FWEST1686048	60-48 x 168 x 29	100	630	70	\$23726

Four piece top. Three bases.

- 168"W table - midsection is one piece

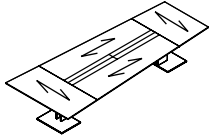
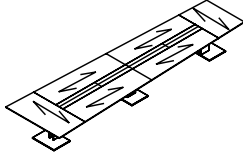
Required Specifications

Top finish/base side finish  
Base end finish  
Metal finish

Optional Specifications

Grommet

## BOARDROOM TABLES - WEDGE

**Wedge Table, Sectional\*****Wedge Table, Sectional\***

MODEL#	DIMENSIONS	FREIGHT CLASS	WT/LBS.	CUBIC FT.	LIST PRICE
--------	------------	---------------	---------	-----------	------------

**D x W x H**

FWESTCT1446048	60-48 x 144 x 29	100	571	65	<b>\$27541</b>
FWESTCT1206048	60-48 x 120 x 29	100	511	60	<b>\$22105</b>

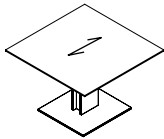
Four piece top. Two bases / power kit included. Includes technology trough with 4 doors

FWESTCT2406048	60 x 240 x 29	100	1037	114	<b>\$40125</b>
FWESTCT2166048	60 x 216 x 29	100	965	109	<b>\$38007</b>
FWESTCT1926048	60 x 192 x 29	100	893	104	<b>\$35464</b>
FWESTCT1686048	60 x 168 x 29	100	823	99	<b>\$33352</b>

Six piece top. Three bases. Add **C** or **E** to end of model number to specify base feed location. Includes technology trough with 8 doors.

- 168"W table - midsection is one piece

## BOARDROOM TABLES - SQUARE

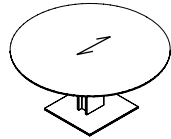
**Square Table**

MODEL#	DIMENSIONS	FREIGHT CLASS	WT/LBS.	CUBIC FT.	LIST PRICE
--------	------------	---------------	---------	-----------	------------

FRE6060	60 x 60 x 29	150	261	44	<b>\$8518</b>
FRE5454	54 x 54 x 29	150	233	42	<b>\$7950</b>
FRE4848	48 x 48 x 29	150	207	40	<b>\$7354</b>
FRE4242	42 x 42 x 29	150	185	39	<b>\$6906</b>

One base. No grommet option available.

## BOARDROOM TABLES - ROUND

**Round Table**

MODEL#	DIMENSIONS	FREIGHT CLASS	WT/LBS.	CUBIC FT.	LIST PRICE
--------	------------	---------------	---------	-----------	------------

FRO60	60 x 60 x 29	150	261	44	<b>\$8943</b>
FRO54	54 x 54 x 29	150	233	42	<b>\$8348</b>
FRO48	48 x 48 x 29	150	207	40	<b>\$7721</b>
FRO42	42 x 42 x 29	150	185	39	<b>\$7252</b>

One base. No grommet option available.

**Required Specifications**

Top finish/base side finish  
Base end finish  
Metal finish

**Optional Specifications**

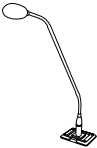
Grommet\*



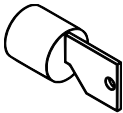
ACCESSORIES



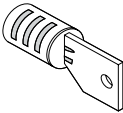
LED Snake Light with Dimmer



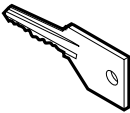
Microphone



Lock Assembly



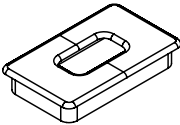
Lock Drum with Key



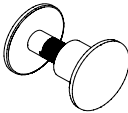
Extra Key



Grommet Cover Round



Grommet



Quick Connector

MODEL#	DIMENSIONS D x W x H	FREIGHT CLASS	WT/LBS.	CUBIC FT.	LIST PRICE
LIG400	2.5 x 6.5 x 13	70	1	1	\$381
MIC400	2 x 2 x 24	70	1	1	\$995
LO/C	--	70	--	--	\$106
Tungsten.					
LOB/C	--	70	--	--	\$44
Tungsten.					
LOCK	--	70	--	--	\$43
Specify key #. Key range 401 - 420.					
GM1	2 dia x --	70	--	--	\$65
GM1K	2 dia x --	70	--	--	\$65
2.75" diameter. • Specify GM1 for Black or GM1K for Tungsten.					
GM5C	2 x 3.5 x --	70	--	--	\$107
Rectangular grommet in metal, tungsten finish.					
QC50	--	70	.01	.01	\$10
QC30	--	70	.01	.01	\$10