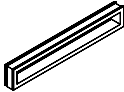
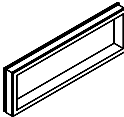
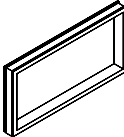
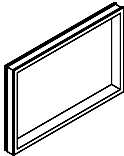



EVPOE - OPEN PANEL EXTENSION MODULE

- Attaches to top portion of a panel.
 - Modules can be stacked to add privacy or to divide space
- Panel Extension Modules are not load bearing above 66" H.
 - When ordering Panel Extension Modules, additional connectors are required.
 - *Top Trims are not included with Extension Modules.

	DESCRIPTION	PRODUCT CODE	LIST PRICE	DIMENSIONS/INCHES		
				H	W	D
	Open Panel Extension Module - 6" High	EVPOE0618	289	6	18	2 7/8
		EVPOE0624	295	6	24	2 7/8
		EVPOE0630	360	6	30	2 7/8
		EVPOE0636	376	6	36	2 7/8
		EVPOE0642	456	6	42	2 7/8
		EVPOE0648	512	6	48	2 7/8
		EVPOE0654	558	6	54	2 7/8
		EVPOE0660	602	6	60	2 7/8
	Open Panel Extension Module - 12" High	EVPOE1218	291	12	18	2 7/8
		EVPOE1224	297	12	24	2 7/8
		EVPOE1230	360	12	30	2 7/8
		EVPOE1236	376	12	36	2 7/8
		EVPOE1242	456	12	42	2 7/8
		EVPOE1248	513	12	48	2 7/8
		EVPOE1254	558	12	54	2 7/8
		EVPOE1260	604	12	60	2 7/8
	Open Panel Extension Module - 18" High	EVPOE1818	424	18	18	2 7/8
		EVPOE1824	431	18	24	2 7/8
		EVPOE1830	456	18	30	2 7/8
		EVPOE1836	499	18	36	2 7/8
		EVPOE1842	561	18	42	2 7/8
		EVPOE1848	633	18	48	2 7/8
		EVPOE1854	686	18	54	2 7/8
		EVPOE1860	739	18	60	2 7/8
	Open Panel Extension Module - 24" High	EVPOE2418	431	24	18	2 7/8
		EVPOE2424	424	24	24	2 7/8
		EVPOE2430	456	24	30	2 7/8
		EVPOE2436	499	24	36	2 7/8
		EVPOE2442	561	24	42	2 7/8
		EVPOE2448	633	24	48	2 7/8
		EVPOE2454	686	24	54	2 7/8
		EVPOE2460	739	24	60	2 7/8


EVPIECBS - BRIDGE PANEL INLINE EXTENSION CONNECTOR

- Connects bridge panel to inline extension connector.
- Includes one bridge extension connector and connecting hardware.

DESCRIPTION	PRODUCT CODE	LIST PRICE	DIMENSIONS/INCHES		
			H	W	D
	Bridge Panel Inline Extension Connector	EVPIECBS06	49	6	3
		EVPIECBS12	49	12	3
		EVPIECBS18	58	18	3
		EVPIECBS24	58	24	3


EVPEERBSA - BRIDGE PANEL END OF RUN EXTENSION CONNECTOR - ALUMINUM TRIM

- Connects at end of run of bridge panel and can attach panel to fixed wall.
- Adds 1" to width of panel run.
- Provides slotted support for worksurfaces and hang on components up to 66"H.
- Includes one slotted bridge extension connector and connecting hardware and trim kit.

DESCRIPTION	PRODUCT CODE	LIST PRICE	DIMENSIONS/INCHES		
			H	W	D
	Bridge Panel End of Run Extension Connector	EVPEERBSA06	53	6	3
	Aluminum Trim	EVPEERBSA12	53	12	3
		EVPEERBSA18	64	18	3
		EVPEERBSA24	64	24	3


EVPICBS - BRIDGE PANEL INLINE CONNECTOR WITHOUT ALUMINUM INSERT

- Connects two bridge panels to inline connector.
- Inline connector in middle between two bridge panels, above opening, using double clamp at bottom.
- Includes one bridge extension connector without aluminum insert, includes connecting hardware.

DESCRIPTION	PRODUCT CODE	LIST PRICE	DIMENSIONS/INCHES		
			H	W	D
	Bridge Panel Inline Connector without Aluminum Insert	EVPICBS06	49	6	3
		EVPICBS12	49	12	3
		EVPICBS18	58	18	3
		EVPICBS24	58	24	3


EVPCEPB1 - BRIDGE PANEL CORNER EXTENSION POST 1 WAY

- Connects at end of a run of extension modules.
 - Post and connecting hardware add 3.25" to power beam run.
- Includes one extension post, one slotted extension connectors for bridge panel, connecting hardware and trim kit.

DESCRIPTION	PRODUCT CODE	LIST PRICE	DIMENSIONS/INCHES		
			H	W	D
	Bridge Panel Inline Extension Connector	EVPCEPBSA106	90	6	3
		EVPCEPBSA112	90	12	3
		EVPCEPBSA118	114	18	3
		EVPCEPBSA124	114	24	3


EVPCEPB2 - BRIDGE PANEL CORNER EXTENSION POST 2 WAY

- Connects two bridge panels in 90 degree configuration.
 - Post and connecting hardware add 3.25" to power beam run.
- Includes one extension post, two one slotted extension connectors for bridge panel, connecting hardware and trim kit.

DESCRIPTION	PRODUCT CODE	LIST PRICE	DIMENSIONS/INCHES		
			H	W	D
	Bridge Panel Corner Extension Post 2 way	EVPCEPBSA206	92	6	3
		EVPCEPBSA212	92	12	3
		EVPCEPBSA218	145	18	3
		EVPCEPBSA224	145	24	3


EVPCEPB3 - BRIDGE PANEL CORNER EXTENSION POST 3 WAY

- Connects three bridge panels in T degree configuration.
 - Post and connecting hardware add 3.25" to power beam run.
- Includes one extension post, three one slotted extension connectors for bridge panel, connecting hardware and trim kit.

DESCRIPTION	PRODUCT CODE	LIST PRICE	DIMENSIONS/INCHES		
			H	W	D
	Bridge Panel Corner Extension Post 3 way	EVPCEPBSA306	110	6	3
		EVPCEPBSA312	110	12	3
		EVPCEPBSA318	170	18	3
		EVPCEPBSA324	170	24	3


EVPCEPB4 - BRIDGE PANEL CORNER EXTENSION POST 4 WAY

- Connects four bridge panels in X degree configuration.
 - Post and connecting hardware add 3.25" to power beam run.
- Includes one extension post, four one slotted extension connectors for bridge panel, connecting hardware and trim kit.

DESCRIPTION	PRODUCT CODE	LIST PRICE	DIMENSIONS/INCHES		
			H	W	D
	Bridge Panel Corner Extension Post 4 way	EVPCEPBS406	127	6	3
		EVPCEPBS412	127	12	3
		EVPCEPBS418	187	18	3
		EVPCEPBS424	187	24	3


EVPCEIPBSA2 - BRIDGE PANEL INLINE TWO WAY POST EXTENSION

- Connects two bridge panels in straight run.
 - Post and connecting hardware add 3.25" to power beam run.
- Includes one extension post, two slotted extension connectors for bridge panel, connecting hardware and trim kit.

DESCRIPTION	PRODUCT CODE	LIST PRICE	DIMENSIONS/INCHES		
			H	W	D
	Bridge Panel Inline Extension Post 2 way	EVPCEIPBSA206	97	6	3
		EVPCEIPBSA212	97	12	3
		EVPCEIPBSA218	158	18	3
		EVPCEIPBSA224	158	24	3

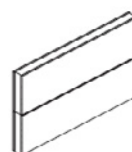
EVPFEB - FABRIC PANEL BRIDGE MODULE

- Bridge modules connects two panels above opening.
- Requires bridge extension connectors, connects with clamps on top and at bottom.
- Each side of fabric module may have different fabric within the same grade at no charge.
- If different grades of fabric are used, the entire module must be price at highest grade.
- When ordering bridge modules , additional bridge connectors are required.
- Aluminum trim for bottom to be ordered separately.

	DESCRIPTION	PRODUCT CODE	LIST PRICE		DIMENSIONS/INCHES		
			Gr1	Gr2	H	W	D
	Fabric Panel Bridge Module - 6" High	EVPFEB0618	185	193	6	18	3
		EVPFEB0624	187	201	6	24	3
		EVPFEB0630	205	221	6	30	3
		EVPFEB0636	228	246	6	36	3
		EVPFEB0642	258	273	6	42	3
		EVPFEB0648	277	298	6	48	3
		EVPFEB0654	299	320	6	54	3
		EVPFEB0660	321	348	6	60	3
	Fabric Panel Bridge Module - 12" High	EVPFEB1218	185	193	12	18	3
		EVPFEB1224	187	201	12	24	3
		EVPFEB1230	205	221	12	30	3
		EVPFEB1236	228	246	12	36	3
		EVPFEB1242	258	273	12	42	3
		EVPFEB1248	277	298	12	48	3
		EVPFEB1254	299	320	12	54	3
		EVPFEB1260	321	348	12	60	3
	Fabric Panel Bridge Module - 18" High	EVPFEB1818	223	239	18	18	3
		EVPFEB1824	231	252	18	24	3
		EVPFEB1830	251	277	18	30	3
		EVPFEB1836	291	318	18	36	3
		EVPFEB1842	319	354	18	42	3
		EVPFEB1848	349	385	18	48	3
		EVPFEB1854	378	419	18	54	3
		EVPFEB1860	411	455	18	60	3
	Fabric Panel Bridge Module - 24" High	EVPFEB2418	223	239	24	18	3
		EVPFEB2424	231	252	24	24	3
		EVPFEB2430	251	277	24	30	3
		EVPFEB2436	291	318	24	36	3
		EVPFEB2442	319	354	24	42	3
		EVPFEB2448	349	385	24	48	3
		EVPFEB2454	378	419	24	54	3
		EVPFEB2460	411	455	24	60	3

EVPFPEB - FABRIC PANEL BRIDGE MODULE - PREMIUM

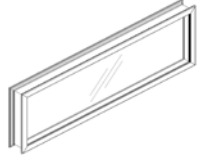
- Bridge modules connects two panels above opening.
- Requires bridge extension connectors, connects with clamps on top and at bottom.
- Each side of fabric module may have different fabric within the same grade at no charge.
- If different grades of fabric are used, the entire module must be price at highest grade.
- When ordering bridge modules , additional bridge connectors are required.
- Aluminum trim for bottom to be ordered separately.

	DESCRIPTION	PRODUCT CODE	LIST PRICE		DIMENSIONS/INCHES		
			Gr1	Gr2	H	W	D
	Fabric Panel Bridge Module - Premium	EVPFPEB2418	301	318	24	18	3
		EVPFPEB2424	321	345	24	24	3
		EVPFPEB2430	360	386	24	30	3
		EVPFPEB2436	405	432	24	36	3
		EVPFPEB2442	455	490	24	42	3
		EVPFPEB2448	488	526	24	48	3
		EVPFPEB2454	539	580	24	54	3
		EVPFPEB2460	588	634	24	60	3



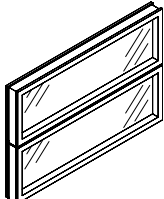
EVPGTEB - TEMPERED GLASS BRIDGE MODULE

- Bridge modules connects two panels above opening.
- Requires bridge extension connectors, connects with clamps on top and at bottom.
- Standard in Clear (CLR) or smoked (SMK) as a option.
- Please note that smoked glass (SMK) has 51% light transmittence.
- Frosted glass (FRST) 40% upcharge. Contact Evolve Customer support for details.
- When ordering bridge modules, additional bridge connectors are required.
- Aluminum trim for bottom to be ordered separately.

DESCRIPTION	PRODUCT CODE	LIST PRICE	DIMENSIONS/INCHES		
			H	W	D
 Tempered Glass Bridge Module - 6" High	EVPGTEB0618	355	6	18	3
	EVPGTEB0624	383	6	24	3
	EVPGTEB0630	459	6	30	3
	EVPGTEB0636	481	6	36	3
	EVPGTEB0642	588	6	42	3
	EVPGTEB0648	656	6	48	3
	EVPGTEB0654	717	6	54	3
	EVPGTEB0660	773	6	60	3
Tempered Glass Bridge Module - 12" High	EVPGTEB1218	355	12	18	3
	EVPGTEB1224	383	12	24	3
	EVPGTEB1230	459	12	30	3
	EVPGTEB1236	481	12	36	3
	EVPGTEB1242	588	12	42	3
	EVPGTEB1248	656	12	48	3
	EVPGTEB1254	717	12	54	3
	EVPGTEB1260	773	12	60	3
Tempered Glass Bridge Module - 18" High	EVPGTEB1818	533	18	18	3
	EVPGTEB1824	548	18	24	3
	EVPGTEB1830	587	18	30	3
	EVPGTEB1836	641	18	36	3
	EVPGTEB1842	726	18	42	3
	EVPGTEB1848	813	18	48	3
	EVPGTEB1854	882	18	54	3
	EVPGTEB1860	946	18	60	3
Tempered Glass Bridge Module - 24" High	EVPGTEB2418	533	24	18	3
	EVPGTEB2424	548	24	24	3
	EVPGTEB2430	587	24	30	3
	EVPGTEB2436	641	24	36	3
	EVPGTEB2442	726	24	42	3
	EVPGTEB2448	813	24	48	3
	EVPGTEB2454	882	24	54	3
	EVPGTEB2460	946	24	60	3


EVGPTEB - TEMPERED GLASS BRIDGE MODULE - PREMIUM

- Bridge modules connects two panels above opening.
- Requires bridge extension connectors, connects with clamps at bottom.
- Standard in Clear (CLR) or smoked (SMK) as a option.
- Please note that smoked glass (SMK) has 51% light transmittence.
- Frosted glass (FRST) 40% upcharge. Contact Evolve Customer support for details.
- When ordering bridge modules, additional bridge connectors are required.
- Aluminum trim for bottom to be ordered separately.

DESCRIPTION	PRODUCT CODE	LIST PRICE	DIMENSIONS/INCHES		
			H	W	D
 Tempered Glass Bridge Module - Premium	EVGPTEB2418	525	24	18	3
	EVGPTEB2424	582	24	24	3
	EVGPTEB2430	665	24	30	3
	EVGPTEB2436	757	24	36	3
	EVGPTEB2442	839	24	42	3
	EVGPTEB2448	941	24	48	3
	EVGPTEB2454	1026	24	54	3
	EVGPTEB2460	1111	24	60	3


EVPW1SEB - WRITE BOARD BRIDGE MODULE - SINGLE SIDED

- Bridge modules connects two panels above opening.
 - Requires bridge extension connectors, connects with clamps at bottom.
 - Provides writing surface on Single side.
 - Panel extension module is not load bearing if installed higher than 66" High.
- Use erasable Write Board markers only.
 - When ordering bridge modules, additional bridge connectors are required.
 - Aluminum trim for bottom to be ordered separately.

	DESCRIPTION	PRODUCT CODE	LIST PRICE		DIMENSIONS/INCHES		
			Gr1	Gr2	H	W	D
	Write Board Bridge Module - 6" High Single Sided	EVPW1SEB0618	251	259	6	18	3
		EVPW1SEB0624	292	302	6	24	3
		EVPW1SEB0630	327	334	6	30	3
		EVPW1SEB0636	371	384	6	36	3
		EVPW1SEB0642	420	429	6	42	3
		EVPW1SEB0648	457	529	6	48	3
		EVPW1SEB0654	515	529	6	54	3
		EVPW1SEB0660	542	556	6	60	3
	Write Board Bridge Module - 12" High Single Sided	EVPW1SEB1218	251	259	12	18	3
		EVPW1SEB1224	292	302	12	24	3
		EVPW1SEB1230	327	334	12	30	3
		EVPW1SEB1236	371	384	12	36	3
		EVPW1SEB1242	420	429	12	42	3
		EVPW1SEB1248	457	471	12	48	3
		EVPW1SEB1254	515	529	12	54	3
		EVPW1SEB1260	542	556	12	60	3
	Write Board Bridge Module - 18" High Single Sided	EVPW1SEB1818	335	348	18	18	3
		EVPW1SEB1824	395	409	18	24	3
		EVPW1SEB1830	455	471	18	30	3
		EVPW1SEB1836	520	537	18	36	3
		EVPW1SEB1842	587	604	18	42	3
		EVPW1SEB1848	644	662	18	48	3
		EVPW1SEB1854	697	721	18	54	3
		EVPW1SEB1860	767	792	18	60	3
	Write Board Bridge Module - 24" High Single Sided	EVPW1SEB2418	335	348	24	18	3
		EVPW1SEB2424	395	409	24	24	3
		EVPW1SEB2430	455	471	24	30	3
		EVPW1SEB2436	520	537	24	36	3
		EVPW1SEB2442	587	604	24	42	3
		EVPW1SEB2448	644	662	24	48	3
		EVPW1SEB2454	697	721	24	54	3
		EVPW1SEB2460	767	792	24	60	3


EVPW2SEB - WRITE BOARD BRIDGE MODULE - DOUBLE SIDED

- Bridge modules connects two panels above opening.
- Requires bridge extension connectors, connects with clamps at bottom.
- Provides writing surface on Single side.
- Panel extension module is not load bearing if installed higher than 66" High.
- Available in high pressure only.
- Use erasable Write Board markers only.
- When ordering bridge modules, additional bridge connectors are required.
- Aluminum trim for bottom to be ordered separately.

DESCRIPTION	PRODUCT CODE	LIST PRICE	DIMENSIONS/INCHES		
			H	W	D
 Write Board Bridge Module - 6" High Double Sided	EVPW2SEB0618	270	6	18	3
	EVPW2SEB0624	319	6	24	3
	EVPW2SEB0630	368	6	30	3
	EVPW2SEB0636	422	6	36	3
	EVPW2SEB0642	479	6	42	3
	EVPW2SEB0648	534	6	48	3
	EVPW2SEB0654	616	6	54	3
	EVPW2SEB0660	632	6	60	3
Tempered Glass Bridge Module - 12" High Double Sided	EVPW2SEB1218	270	12	18	3
	EVPW2SEB1224	319	12	24	3
	EVPW2SEB1230	368	12	30	3
	EVPW2SEB1236	422	12	36	3
	EVPW2SEB1242	479	12	42	3
	EVPW2SEB1248	534	12	48	3
	EVPW2SEB1254	616	12	54	3
	EVPW2SEB1260	632	12	60	3
Tempered Glass Bridge Module - 18" High Double Sided	EVPW2SEB1818	388	18	18	3
	EVPW2SEB1824	469	18	24	3
	EVPW2SEB1830	542	18	30	3
	EVPW2SEB1836	629	18	36	3
	EVPW2SEB1842	710	18	42	3
	EVPW2SEB1848	805	18	48	3
	EVPW2SEB1854	882	18	54	3
	EVPW2SEB1860	950	18	60	3
Tempered Glass Bridge Module - 24" High Double Sided	EVPW2SEB2418	388	24	18	3
	EVPW2SEB2424	469	24	24	3
	EVPW2SEB2430	542	24	30	3
	EVPW2SEB2436	629	24	36	3
	EVPW2SEB2442	710	24	42	3
	EVPW2SEB2448	805	24	48	3
	EVPW2SEB2454	882	24	54	3
	EVPW2SEB2460	950	24	60	3

EVPH1SEB - LAMINATE BRIDGE MODULE - SINGLE SIDED


- Bridge modules connects two panels above opening.
 - Requires bridge extension connectors, connects with clamps at bottom.
 - Laminate face on module provides durable, washable surface on Single side of panel.
- Panel extension module is not load bearing if installed higher than 66" High.
 - Available in high pressure only.
 - When ordering bridge modules , additional bridge connectors are required.
 - Aluminum trim for bottom to be ordered separately.

DESCRIPTION	PRODUCT CODE	LIST PRICE		DIMENSIONS/INCHES		
		Gr1	Gr2	H	W	D
 Laminate Bridge Module - 6" High Single Sided	EVPH1SEB0618	251	259	6	18	3
	EVPH1SEB0624	292	302	6	24	3
	EVPH1SEB0630	327	334	6	30	3
	EVPH1SEB0636	371	384	6	36	3
	EVPH1SEB0642	420	429	6	42	3
	EVPH1SEB0648	457	471	6	48	3
	EVPH1SEB0654	515	529	6	54	3
Laminate Bridge Module - 12" High Single Sided	EVPH1SEB0660	542	556	6	60	3
	EVPH1SEB1218	251	259	12	18	3
	EVPH1SEB1224	292	302	12	24	3
	EVPH1SEB1230	327	334	12	30	3
	EVPH1SEB1236	371	384	12	36	3
	EVPH1SEB1242	420	429	12	42	3
	EVPH1SEB1248	457	471	12	48	3
Laminate Bridge Module - 18" High Single Sided	EVPH1SEB1254	515	529	12	54	3
	EVPH1SEB1260	542	556	12	60	3
	EVPH1SEB1818	335	348	18	18	3
	EVPH1SEB1824	395	409	18	24	3
	EVPH1SEB1830	455	471	18	30	3
	EVPH1SEB1836	520	537	18	36	3
	EVPH1SEB1842	587	604	18	42	3
Laminate Bridge Module - 24" High Single Sided	EVPH1SEB1848	644	662	18	48	3
	EVPH1SEB1854	697	721	18	54	3
	EVPH1SEB1860	767	792	18	60	3
	EVPH1SEB2418	335	348	24	18	3
	EVPH1SEB2424	395	409	24	24	3
	EVPH1SEB2430	455	471	24	30	3
	EVPH1SEB2436	520	537	24	36	3
	EVPH1SEB2442	587	604	24	42	3
	EVPH1SEB2448	644	662	24	48	3
	EVPH1SEB2454	697	721	24	54	3
	EVPH1SEB2460	767	792	24	60	3



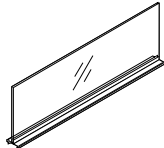
EVPH2SEB - LAMINATE BRIDGE MODULE - DOUBLE SIDED

- Bridge modules connects two panels above opening.
- Requires bridge extension connectors, connects with clamps at bottom.
- Laminate face on both sides of the module provides durable, washable surface.
- Panel extension module is not load bearing if installed higher than 66" High.
- When ordering panel extension modules, additional connectors are required.
- Available in high pressure only.
- When ordering bridge modules , additional bridge connectors are required.
- Aluminum trim for bottom to be ordered separately.

DESCRIPTION	PRODUCT CODE	LIST PRICE	DIMENSIONS/INCHES		
			H	W	D
 Laminate Bridge Module - 6" High Double Sided	EVPH2SEB0618	270	6	18	3
	EVPH2SEB0624	319	6	24	3
	EVPH2SEB0630	368	6	30	3
	EVPH2SEB0636	422	6	36	3
	EVPH2SEB0642	479	6	42	3
	EVPH2SEB0648	534	6	48	3
	EVPH2SEB0654	616	6	54	3
	EVPH2SEB0660	632	6	60	3
Laminate Bridge Module - 12" High Double Sided	EVPH2SEB1218	270	12	18	3
	EVPH2SEB1224	319	12	24	3
	EVPH2SEB1230	368	12	30	3
	EVPH2SEB1236	422	12	36	3
	EVPH2SEB1242	479	12	42	3
	EVPH2SEB1248	534	12	48	3
	EVPH2SEB1254	616	12	54	3
	EVPH2SEB1260	632	12	60	3
Laminate Bridge Module - 18" High Double Sided	EVPH2SEB1818	388	18	18	3
	EVPH2SEB1824	469	18	24	3
	EVPH2SEB1830	542	18	30	3
	EVPH2SEB1836	629	18	36	3
	EVPH2SEB1842	710	18	42	3
	EVPH2SEB1848	805	18	48	3
	EVPH2SEB1854	882	18	54	3
	EVPH2SEB1860	950	18	60	3
Laminate Bridge Module - 24" High Double Sided	EVPH2SEB2418	388	24	18	3
	EVPH2SEB2424	469	24	24	3
	EVPH2SEB2430	542	24	30	3
	EVPH2SEB2436	629	24	36	3
	EVPH2SEB2442	710	24	42	3
	EVPH2SEB2448	805	24	48	3
	EVPH2SEB2454	882	24	54	3
	EVPH2SEB2460	950	24	60	3

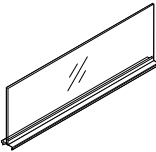
EVPMPXXGI6P - 6" H PANEL MOUNT PRIVACY GLASS W/ ALUMINUM TRIM

- Attaches on top of Evolve Panels to add privacy or divide space.
 - Privacy Glass is integrated into the aluminum top trim.
 - Aluminum trim must be specified for entire station when ordering panel mount privacy glass.
- Includes aluminum trim with channel and glass tile
 - Glass and attachment hardware ship separately.
 - Standard in clear (CLR) or frosted (FRST) glass.

	DESCRIPTION	PRODUCT CODE	LIST PRICE		DIMENSIONS/INCHES		
			Clear	Frosted	H	W	D
	6" H Panel Mount Privacy Glass w/ Aluminum Trim - 24" Wide	EVPMP24GI6P	281	347	6	24	2 7/8
	6" H Panel Mount Privacy Glass w/ Aluminum Trim - 30" Wide	EVPMP30GI6P	304	352	6	30	2 7/8
	6" H Panel Mount Privacy Glass w/ Aluminum Trim - 36" Wide	EVPMP36GI6P	335	367	6	36	2 7/8
	6" H Panel Mount Privacy Glass w/ Aluminum Trim - 42" Wide	EVPMP42GI6P	350	404	6	42	2 7/8
	6" H Panel Mount Privacy Glass w/ Aluminum Trim - 48" Wide	EVPMP48GI6P	359	442	6	48	2 7/8
	6" H Panel Mount Privacy Glass w/ Aluminum Trim - 54" Wide	EVPMP54GI6P	372	476	6	54	2 7/8
	6" H Panel Mount Privacy Glass w/ Aluminum Trim - 60" Wide	EVPMP60GI6P	383	514	6	60	2 7/8
	6" H Panel Mount Privacy Glass w/ Aluminum Trim - 66" Wide	EVPMP66GI6P	443	587	6	66	2 7/8
	6" H Panel Mount Privacy Glass w/ Aluminum Trim - 72" Wide	EVPMP72GI6P	456	588	6	72	2 7/8

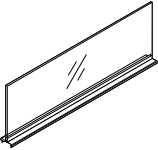
EVMPXXGI9P - 9"H PANEL MOUNT PRIVACY GLASS W/ ALUMINUM TRIM

- Attaches on top of Evolve Panels to add privacy or divide space.
- Privacy Glass is integrated into the aluminum top trim.
- Aluminum trim must be specified for entire station when ordering panel mount privacy glass.
- Includes aluminum trim with channel and glass tile
- Glass and attachment hardware ship separately.
- Standard in clear (CLR) or frosted (FRST) glass.

	DESCRIPTION	PRODUCT CODE	LIST PRICE		DIMENSIONS/INCHES		
			Clear	Frosted	H	W	D
	9" H Panel Mount Privacy Glass w/ Aluminum Trim - 24" Wide	EVMPMP24GI9P	281	347	9	24	2 7/8
	9" H Panel Mount Privacy Glass w/ Aluminum Trim - 30" Wide	EVMPMP30GI9P	304	352	9	30	2 7/8
	9" H Panel Mount Privacy Glass w/ Aluminum Trim - 36" Wide	EVMPMP36GI9P	335	367	9	36	2 7/8
	9" H Panel Mount Privacy Glass w/ Aluminum Trim - 42" Wide	EVMPMP42GI9P	350	407	9	42	2 7/8
	9" H Panel Mount Privacy Glass w/ Aluminum Trim - 48" Wide	EVMPMP48GI9P	359	421	9	48	2 7/8
	9" H Panel Mount Privacy Glass w/ Aluminum Trim - 54" Wide	EVMPMP54GI9P	372	455	9	54	2 7/8
	9" H Panel Mount Privacy Glass w/ Aluminum Trim - 60" Wide	EVMPMP60GI9P	383	492	9	60	2 7/8
	9" H Panel Mount Privacy Glass w/ Aluminum Trim - 66" Wide	EVMPMP66GI9P	443	588	9	66	2 7/8
	9" H Panel Mount Privacy Glass w/ Aluminum Trim - 72" Wide	EVMPMP72GI9P	456	612	9	72	2 7/8


EVPMPXXGIP - 12" PANEL MOUNT PRIVACY GLASS W/ ALUMINUM TRIM

- Attaches on top of Evolve Panels to add privacy or divide space.
 - Privacy Glass is integrated into the aluminum top trim.
- Includes aluminum trim with channel and glass tile.
 - Standard in clear (CLR), frosted (FRST) or writeable (WRW) glass.

	DESCRIPTION	PRODUCT CODE	LIST PRICE			DIMENSIONS/INCHES		
			CLR	FRST	WRW	H	W	D
	Panel Mount Privacy Glass w/ Aluminum Trim - 24" Wide	EVPMP24GIP	290	354	472	12	24	2 7/8
	Panel Mount Privacy Glass w/ Aluminum Trim - 30" Wide	EVPMP30GIP	315	360	481	12	30	2 7/8
	Panel Mount Privacy Glass w/ Aluminum Trim - 36" Wide	EVPMP36GIP	335	367	492	12	36	2 7/8
	Panel Mount Privacy Glass w/ Aluminum Trim - 42" Wide	EVPMP42GIP	350	404	542	12	42	2 7/8
	Panel Mount Privacy Glass w/ Aluminum Trim - 48" Wide	EVPMP48GIP	369	442	592	12	48	2 7/8
	Panel Mount Privacy Glass w/ Aluminum Trim - 54" Wide	EVPMP54GIP	384	477	638	12	54	2 7/8
	Panel Mount Privacy Glass w/ Aluminum Trim - 60" Wide	EVPMP60GIP	395	514	689	12	60	2 7/8
	Panel Mount Privacy Glass w/ Aluminum Trim - 66" Wide	EVPMP66GIP	443	587	785	12	66	2 7/8
	Panel Mount Privacy Glass w/ Aluminum Trim - 72" Wide	EVPMP72GIP	470	612	820	12	72	2 7/8


EVPMPNXXGIP - 12" H PANEL MOUNT PRIVACY GLASS W/ NOTCHED TOP TRIM FOR INLINE VARIABLE HEIGHT CONNECTOR

- Privacy Glass integrated with aluminum top trim.
 - Attaches on top of panels to add privacy or divide space.
 - Includes aluminum top trim with channel with notched end and glass tile.
 - Standard in clear (CLR) or frosted (FRST) glass.
- Aluminium trim must be specified for entire station when ordering panel mount privacy glass.
 - Glass and attachment hardware to ship separately

	DESCRIPTION	PRODUCT CODE	LIST PRICE		DIMENSIONS/INCHES		
			Clear	Frosted	H	W	D
	Panel Mount Privacy Glass w/ Notched Top Trim for Variable Height Connector - 12" High	EVPMPN24GIP	290	354	12	24	2 7/8
		EVPMPN30GIP	315	360	12	30	2 7/8
		EVPMPN36GIP	335	367	12	36	2 7/8
		EVPMPN42GIP	350	404	12	42	2 7/8
		EVPMPN48GIP	369	442	12	48	2 7/8
		EVPMPN54GIP	384	477	12	54	2 7/8
		EVPMPN60GIP	395	514	12	60	2 7/8

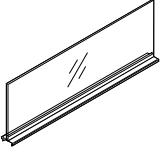
EVMPDPNXXGIP - 12" H PANEL MOUNT PRIVACY GLASS W/ DOUBLE NOTCHED TOP TRIM FOR INLINE VARIABLE HEIGHT CONNECTOR

- Privacy Glass integrated with aluminum top trim.
- Attaches on top of panels to add privacy or divide space.
- Includes aluminum top trim with channel with notched ends and glass tile.
- Standard in clear (CLR) or frosted (FRST) glass.
- Aluminium trim must be specified for entire station when ordering panel mount privacy glass.
- Glass and attachment hardware to ship separately.

DESCRIPTION	PRODUCT CODE	LIST PRICE		DIMENSIONS/INCHES		
		Clear	Frosted	H	W	D
	Panel Mount Privacy Glass w/ double notched top trim for variable height connector - 12" High	290	354	12	24	2 7/8
	EVMPDPN24GIP	315	360	12	30	2 7/8
	EVMPDPN36GIP	335	367	12	36	2 7/8
	EVMPDPN42GIP	350	404	12	42	2 7/8
	EVMPDPN48GIP	369	442	12	48	2 7/8
	EVMPDPN54GIP	384	477	12	54	2 7/8
	EVMPDPN60GIP	395	514	12	60	2 7/8

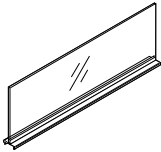
EVMPXXGI18P - 18" H PANEL MOUNT PRIVACY GLASS

- Privacy Glass integrated with aluminum top trim.
- Attaches on top of panels to add privacy or divide space.
- Includes aluminum trim with channel and glass tile.
- Aluminium trim must be specified for entire station when ordering panel mount privacy glass.
- Glass and attachment hardware to ship separately.

DESCRIPTION	PRODUCT CODE	LIST PRICE		DIMENSIONS/INCHES		
		Clear	Frosted	H	W	D
	18" H Panel Mount Privacy Glass w/ Aluminum Trim - 24" Wide	433	528	18	24	2 7/8
	EVMP24GI18P	470	539	18	30	2 7/8
	EVMP30GI18P	501	548	18	36	2 7/8
	EVMP36GI18P	523	604	18	42	2 7/8
	EVMP42GI18P	554	659	18	48	2 7/8
	EVMP48GI18P	574	714	18	54	2 7/8
	EVMP54GI18P	593	773	18	60	2 7/8
	EVMP60GI18P	665	877	18	66	2 7/8
18" H Panel Mount Privacy Glass w/ Aluminum Trim - 66" Wide	EVMP66GI18P	703	917	18	72	2 7/8
18" H Panel Mount Privacy Glass w/ Aluminum Trim - 72" Wide	EVMP72GI18P					

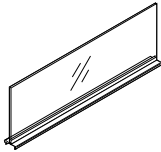
EVPMPNXXGI18P - 18" H PANEL MOUNT PRIVACY GLASS WITH NOTCHED TOP TRIM FOR VARIABLE HEIGHT CONNECTOR

- Privacy Glass integrated with aluminum top trim.
 - Attaches on top of panels to add privacy or divide space.
 - Includes aluminum trim with channel and glass tile.
 - Standard in clear (CLR) or frosted (FRST) glass.
- Aluminium trim must be specified for entire station when ordering panel mount privacy glass.
 - Glass and attachment hardware to ship separately.

	DESCRIPTION	PRODUCT CODE	LIST PRICE		DIMENSIONS/INCHES		
			Clear	Frosted	H	W	D
	18" H Panel Mount Privacy Glass w/ Aluminum Trim - 24" Wide	EVPMPN24GI18P	433	528	18	24	2 7/8
	18" H Panel Mount Privacy Glass w/ Aluminum Trim - 30" Wide	EVPMPN30GI18P	470	539	18	30	2 7/8
	18" H Panel Mount Privacy Glass w/ Aluminum Trim - 36" Wide	EVPMPN36GI18P	501	548	18	36	2 7/8
	18" H Panel Mount Privacy Glass w/ Aluminum Trim - 42" Wide	EVPMPN42GI18P	523	604	18	42	2 7/8
	18" H Panel Mount Privacy Glass w/ Aluminum Trim - 48" Wide	EVPMPN48GI18P	554	659	18	48	2 7/8
	18" H Panel Mount Privacy Glass w/ Aluminum Trim - 54" Wide	EVPMPN54GI18P	574	714	18	54	2 7/8
	18" H Panel Mount Privacy Glass w/ Aluminum Trim - 60" Wide	EVPMPN60GI18P	593	773	18	60	2 7/8
	18" H Panel Mount Privacy Glass w/ Aluminum Trim - 66" Wide	EVPMPN66GI18P	665	877	18	66	2 7/8
	18" H Panel Mount Privacy Glass w/ Aluminum Trim - 72" Wide	EVPMPN72GI18P	703	917	18	72	2 7/8


EVMPDPNXXGI18P-18"H PANEL MOUNT PRIVACY GLASS WITH DOUBLE NOTCHED TOP TRIM FOR VARIABLE HEIGHT CONNECTOR

- Privacy Glass integrated with aluminum top trim.
 - Attaches on top of panels to add privacy or divide space.
 - Includes aluminum trim with channel and glass tile.
 - Standard in clear (CLR) or frosted (FRST) glass.
- Aluminium trim must be specified for entire station when ordering panel mount privacy glass.
 - Glass and attachment hardware to ship separately.

	DESCRIPTION	PRODUCT CODE	LIST PRICE		DIMENSIONS/INCHES		
			Clear	Frosted	H	W	D
	18" H Panel Mount Privacy Glass w/ Aluminum Trim - 24" Wide	EVMPDPN24GI18P	433	528	18	24	2 7/8
	18" H Panel Mount Privacy Glass w/ Aluminum Trim - 30" Wide	EVMPDPN30GI18P	470	539	18	30	2 7/8
	18" H Panel Mount Privacy Glass w/ Aluminum Trim - 36" Wide	EVMPDPN36GI18P	501	548	18	36	2 7/8
	18" H Panel Mount Privacy Glass w/ Aluminum Trim - 42" Wide	EVMPDPN42GI18P	523	604	18	42	2 7/8
	18" H Panel Mount Privacy Glass w/ Aluminum Trim - 48" Wide	EVMPDPN48GI18P	554	659	18	48	2 7/8
	18" H Panel Mount Privacy Glass w/ Aluminum Trim - 54" Wide	EVMPDPN54GI18P	574	714	18	54	2 7/8
	18" H Panel Mount Privacy Glass w/ Aluminum Trim - 60" Wide	EVMPDPN60GI18P	593	773	18	60	2 7/8
	18" H Panel Mount Privacy Glass w/ Aluminum Trim - 66" Wide	EVMPDPN66GI18P	665	877	18	66	2 7/8
	18" H Panel Mount Privacy Glass w/ Aluminum Trim - 72" Wide	EVMPDPN72GI18P	703	917	18	72	2 7/8

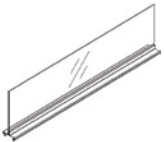
EVPMPXXGI6PU - 6" H PANEL MOUNT PRIVACY GLASS FOR U CHANNEL FOR GALLERY PANEL ON ONE END

- Privacy Glass integrated with aluminum top trim to be used with U channel with connector for Gallery Panels.
- Attaches on top of panels to add privacy or divide space.
- Includes aluminum trim with channel and glass tile.
- Standard in clear (CLR) or frosted (FRST) glass.
- Aluminium trim must be specified for entire station when ordering panel mount privacy glass.
- Glass and attachment hardware to ship separately.
- Trim and glass extended for U channel from one end.

DESCRIPTION	PRODUCT CODE	LIST PRICE		DIMENSIONS/INCHES		
		Clear	Frosted	H	W	D
 6" H Panel Mount Privacy Glass U Channel for Gallery Panel	EVPMP24GI6PU	324	371	6	24 5/8	
	EVPMP30GI6PU	347	378	6	30 5/8	
	EVPMP36GI6PU	360	416	6	36 5/8	
	EVPMP42GI6PU	382	455	6	42 5/8	
	EVPMP48GI6PU	395	492	6	48 5/8	
	EVPMP54GI6PU	407	532	6	54 5/8	
	EVPMP60GI6PU	443	587	6	60 5/8	
	EVPMP66GI6PU	470	612	6	66 5/8	
	EVPMP72GI6PU	497	637	6	72 5/8	


EVPMPXXGI9PU - 9" H PANEL MOUNT PRIVACY GLASS FOR U CHANNEL FOR GALLERY PANEL ON ONE END

- Privacy Glass integrated with aluminum top trim to be used with U channel with connector for Gallery Panels.
- Attaches on top of panels to add privacy or divide space.
- Includes aluminum trim with channel and glass tile.
- Standard in clear (CLR) or frosted (FRST) glass.
- Aluminium trim must be specified for entire station when ordering panel mount privacy glass.
- Glass and attachment hardware to ship separately.
- Trim and glass extended for U channel from one end.

DESCRIPTION	PRODUCT CODE	LIST PRICE		DIMENSIONS/INCHES		
		Clear	Frosted	H	W	D
 9" H Panel Mount Privacy Glass U Channel for Gallery Panel	EVPMP24GI9PU	324	371	9	24 5/8	
	EVPMP30GI9PU	378	378	9	30 5/8	
	EVPMP36GI9PU	416	378	9	36 5/8	
	EVPMP42GI9PU	455	455	9	42 5/8	
	EVPMP48GI9PU	492	492	9	48 5/8	
	EVPMP54GI9PU	532	532	9	54 5/8	
	EVPMP60GI9PU	443	587	9	60 5/8	
	EVPMP66GI9PU	470	612	9	66 5/8	
	EVPMP72GI9PU	497	637	9	72 5/8	

EVPMPXXGI12PU - 12" H PANEL MOUNT PRIVACY GLASS FOR U CHANNEL FOR GALLERY PANEL ON ONE END


- Privacy Glass integrated with aluminum top trim to be used with U channel with connector for Gallery Panels.
- Attaches on top of panels to add privacy or divide space.
- Includes aluminum trim with channel and glass tile.
- Standard in clear (CLR) or frosted (FRST) glass.
- Aluminium trim must be specified for entire station when ordering panel mount privacy glass.
- Glass and attachment hardware to ship separately.
- Trim and glass extended for U channel from one end.

DESCRIPTION	PRODUCT CODE	LIST PRICE		DIMENSIONS/INCHES		
		Clear	Frosted	H	W	D
 12" H Panel Mount Privacy Glass U Channel for Gallery Panel	EVPMP24GI12PU	324	371	12	24 5/8	
	EVPMP30GI12PU	347	378	12	30 5/8	
	EVPMP36GI12PU	360	416	12	36 5/8	
	EVPMP42GI12PU	382	455	12	42 5/8	
	EVPMP48GI12PU	395	492	12	48 5/8	
	EVPMP54GI12PU	407	532	12	54 5/8	
	EVPMP60GI12PU	443	587	12	60 5/8	
	EVPMP66GI12PU	470	612	12	66 5/8	
	EVPMP72GI12PU	497	637	12	72 5/8	




EVMPXXGI18PU - 18" H PANEL MOUNT PRIVACY GLASS FOR U CHANNEL FOR GALLERY PANEL ON ONE END

- Privacy Glass integrated with aluminum top trim to be used with U channel with connector for Gallery Panels.
- Attaches on top of panels to add privacy or divide space.
- Includes aluminum trim with channel and glass tile.
- Standard in clear (CLR) or frosted (FRST) glass.
- Aluminium trim must be specified for entire station when ordering panel mount privacy glass.
- Glass and attachment hardware to ship separately.
- Trim and glass extended for U channel from one end.

DESCRIPTION	PRODUCT CODE	LIST PRICE		DIMENSIONS/INCHES		
		Clear	Frosted	H	W	D
 18" H Panel Mount Privacy Glass U Channel for Gallery Panel	EVMP24GI18PU	470	539	18	24 5/8	
	EVMP30GI18PU	501	548	18	30 5/8	
	EVMP36GI18PU	523	604	18	36 5/8	
	EVMP42GI18PU	554	659	18	42 5/8	
	EVMP48GI18PU	574	714	18	48 5/8	
	EVMP54GI18PU	593	773	18	54 5/8	
	EVMP60GI18PU	665	877	18	60 5/8	
	EVMP66GI18PU	703	917	18	66 5/8	
	EVMP72GI18PU	743	957	18	72 5/8	


EVMPXXGI6PDU - 6" H PANEL MOUNT PRIVACY GLASS FOR U CHANNEL FOR GALLERY PANELS ON BOTH ENDS

- Privacy Glass integrated with aluminum top trim to be used with U channel with connector for Gallery Panels.
- Attaches on top of panels to add privacy or divide space.
- Includes aluminum trim with channel and glass tile.
- Standard in clear (CLR) or frosted (FRST) glass.
- Aluminium trim must be specified for entire station when ordering panel mount privacy glass.
- Glass and attachment hardware to ship separately.
- Trim and glass extended for U channel from both ends.

DESCRIPTION	PRODUCT CODE	LIST PRICE		DIMENSIONS/INCHES		
		Clear	Frosted	H	W	D
 6" H Panel Mount Privacy Glass U Channel for Gallery Panel	EVMP24GI6PDU	324	371	6	25 1/4	
	EVMP30GI6PDU	344	378	6	31 1/4	
	EVMP36GI6PDU	360	416	6	37 1/4	
	EVMP42GI6PDU	381	455	6	43 1/4	
	EVMP48GI6PDU	395	492	6	49 1/4	
	EVMP54GI6PDU	407	532	6	55 1/4	
	EVMP60GI6PDU	443	587	6	61 1/4	
	EVMP66GI6PDU	470	612	6	67 1/4	
	EVMP72GI6PDU	497	637	6	73 1/4	


EVMPXXGI9PDU - 9" H PANEL MOUNT PRIVACY GLASS FOR U CHANNEL FOR GALLERY PANELS ON BOTH ENDS

- Privacy Glass integrated with aluminum top trim to be used with U channel with connector for Gallery Panels.
- Attaches on top of panels to add privacy or divide space.
- Includes aluminum trim with channel and glass tile.
- Standard in clear (CLR) or frosted (FRST) glass.
- Aluminium trim must be specified for entire station when ordering panel mount privacy glass.
- Glass and attachment hardware to ship separately.
- Trim and glass extended for U channel from both ends.

DESCRIPTION	PRODUCT CODE	LIST PRICE		DIMENSIONS/INCHES		
		Clear	Frosted	H	W	D
 9" H Panel Mount Privacy Glass U Channel for Gallery Panel	EVMP24GI9PDU	324	371	9	25 1/4	
	EVMP30GI9PDU	344	378	9	31 1/4	
	EVMP36GI9PDU	360	416	9	37 1/4	
	EVMP42GI9PDU	381	455	9	43 1/4	
	EVMP48GI9PDU	395	492	9	49 1/4	
	EVMP54GI9PDU	407	532	9	55 1/4	
	EVMP60GI9PDU	443	587	9	61 1/4	
	EVMP66GI9PDU	470	612	9	67 1/4	
	EVMP72GI9PDU	497	637	9	73 1/4	

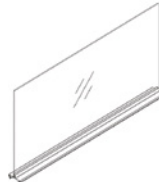
EVPMPXXGIPDU - 12" H PANEL MOUNT PRIVACY GLASS FOR U CHANNEL FOR GALLERY PANELS ON BOTH ENDS

- Privacy Glass integrated with aluminum top trim to be used with U channel with connector for Gallery Panels.
 - Attaches on top of panels to add privacy or divide space.
 - Includes aluminum trim with channel and glass tile.
 - Standard in clear (CLR) or frosted (FRST) glass.
- Aluminium trim must be specified for entire station when ordering panel mount privacy glass.
 - Glass and attachment hardware to ship separately.
 - Trim and glass extended for U channel from both ends.

DESCRIPTION	PRODUCT CODE	LIST PRICE		DIMENSIONS/INCHES		
		Clear	Frosted	H	W	D
	12" H Panel Mount Privacy Glass					
	U Channel for Gallery Panel					
	EVPMP24GIPDU	324	371	12	25 1/4	
	EVPMP30GIPDU	344	378	12	31 1/4	
	EVPMP36GIPDU	360	416	12	37 1/4	
	EVPMP42GIPDU	381	455	12	43 1/4	
	EVPMP48GIPDU	395	492	12	49 1/4	
	EVPMP54GIPDU	407	532	12	55 1/4	
	EVPMP60GIPDU	443	587	12	61 1/4	
	EVPMP66GIPDU	470	612	12	67 1/4	
	EVPMP72GIPDU	497	637	12	73 1/4	


EVPMPXXG18PDU - 18" H PANEL MOUNT PRIVACY GLASS FOR U CHANNEL FOR GALLERY PANELS ON BOTH ENDS

- Privacy Glass integrated with aluminum top trim to be used with U channel with connector for Gallery Panels.
 - Attaches on top of panels to add privacy or divide space.
 - Includes aluminum trim with channel and glass tile.
 - Standard in clear (CLR) or frosted (FRST) glass.
- Aluminium trim must be specified for entire station when ordering panel mount privacy glass.
 - Glass and attachment hardware to ship separately.
 - Trim and glass extended for U channel from both ends.

DESCRIPTION	PRODUCT CODE	LIST PRICE		DIMENSIONS/INCHES		
		Clear	Frosted	H	W	D
	18" H Panel Mount Privacy Glass					
	U Channel for Gallery Panel					
	EVPMP24G18PDU	471	537	18	25 1/4	
	EVPMP30G18PDU	501	548	18	31 1/4	
	EVPMP36G18PDU	522	605	18	37 1/4	
	EVPMP42G18PDU	554	659	18	43 1/4	
	EVPMP48G18PDU	574	713	18	49 1/4	
	EVPMP54G18PDU	593	770	18	55 1/4	
	EVPMP60G18PDU	664	877	18	61 1/4	
	EVPMP66G18PDU	704	917	18	67 1/4	
	EVPMP72G18PDU	743	957	18	73 1/4	


EVPMPXXGI6W - 6" H PRIVACY GLASS W/ ALUMINUM TRIM FOR 1" LAMINATE PANEL

- Attaches on top of Evolve 1" Laminate Panels to add privacy or divide space.
- Privacy Glass is integrated into the aluminum top trim.
- Aluminum trim has rail for accessories.
- Includes aluminum trim with end caps and glass tile
- Glass and attachment hardware ship separately.
- Standard in clear (CLR) or frosted (FRST) glass.

	DESCRIPTION	PRODUCT CODE	LIST PRICE		DIMENSIONS/INCHES		
			Clear	Frosted	H	W	D
	6" H Privacy Glass w/ Aluminum Trim for 1" Laminate Panel - 24" Wide	EVPMP24GI6W	290	356	6	24	1
	6" H Privacy Glass w/ Aluminum Trim for 1" Laminate Panel- 30" Wide	EVPMP30GI6W	315	361	6	30	1
	6" H Privacy Glass w/ Aluminum Trim for 1" Laminate Panel - 36" Wide	EVPMP36GI6W	335	368	6	36	1
	6" H Privacy Glass w/ Aluminum Trim for 1" Laminate Panel- 42" Wide	EVPMP42GI6W	350	405	6	42	1
	6" H Privacy Glass w/ Aluminum Trim for 1" Laminate Panel- 48" Wide	EVPMP48GI6W	369	440	6	48	1

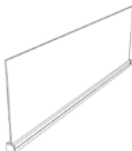
EVPMPXXGI9W - 9" H PRIVACY GLASS W/ ALUMINUM TRIM FOR 1" LAMINATE PANEL

- Attaches on top of Evolve 1" Laminate Panels to add privacy or divide space.
- Privacy Glass is integrated into the aluminum top trim.
- Aluminum trim has rail for accessories.
- Includes aluminum trim with end caps and glass tile
- Glass and attachment hardware ship separately.
- Standard in clear (CLR) or frosted (FRST) glass.

	DESCRIPTION	PRODUCT CODE	LIST PRICE		DIMENSIONS/INCHES		
			Clear	Frosted	H	W	D
	9" H Privacy Glass w/ Aluminum Trim for 1" Laminate Panel - 24" Wide	EVPMP24GI9W	290	356	9	24	1
	9" H Privacy Glass w/ Aluminum Trim for 1" Laminate Panel- 30" Wide	EVPMP30GI9W	315	361	9	30	1
	9" H Privacy Glass w/ Aluminum Trim for 1" Laminate Panel - 36" Wide	EVPMP36GI9W	335	368	9	36	1
	9" H Privacy Glass w/ Aluminum Trim for 1" Laminate Panel- 42" Wide	EVPMP42GI9W	350	405	9	42	1
	9" H Privacy Glass w/ Aluminum Trim for 1" Laminate Panel- 48" Wide	EVPMP48GI9W	369	440	9	48	1


EVPMPXXGIW - 12" H PRIVACY GLASS W/ ALUMINUM TRIM FOR 1" LAMINATE PANEL

- Attaches on top of Evolve 1" Laminate Panels to add privacy or divide space.
 - Privacy Glass is integrated into the aluminum top trim.
 - Aluminum trim has rail for accessories.
- Includes aluminum trim with end caps and glass tile
 - Glass and attachment hardware ship separately.
 - Standard in clear (CLR), frosted (FRST) or writeable (WRW) glass.

	DESCRIPTION	PRODUCT CODE	LIST PRICE			DIMENSIONS/INCHES		
			CLR	FRST	WRW	H	W	D
	12" H Privacy Glass w/ Aluminum Trim for 1" Laminate Panel - 24" Wide	EVMPMP24GIW	290	356	472	12	24	1
	12" H Privacy Glass w/ Aluminum Trim for 1" Laminate Panel - 30" Wide	EVMPMP30GIW	315	361	481	12	30	1
	12" H Privacy Glass w/ Aluminum Trim for 1" Laminate Panel - 36" Wide	EVMPMP36GIW	335	368	491	12	36	1
	12" H Privacy Glass w/ Aluminum Trim for 1" Laminate Panel - 42" Wide	EVMPMP42GIW	350	405	542	12	42	1
	12" H Privacy Glass w/ Aluminum Trim for 1" Laminate Panel - 48" Wide	EVMPMP48GIW	369	440	591	12	48	1


EEVPFDW - 6" H FELT DIVIDER W/ ALUMINUM TRIM FOR 1" LAMINATE PANEL

- Privacy Felt Divider integrated with aluminum top trim.
 - Attaches on top of laminate panels to add privacy or divide space.
 - Includes aluminum trim with channel and felt tile.
 - Felt and attachment hardware to ship separately.
- 9 mm felt material is tackable and comes in 9 different colors. Please specify color.
 - Aluminum top trim available in standard paint finishes.

	DESCRIPTION	PRODUCT CODE	LIST PRICE	DIMENSIONS/INCHES		
				H	W	D
	6" H Felt Divider w/ Aluminum Trim	EVFPD0624W	116	6	24	1
	for 1" Laminate Panel	EVFPD0630W	135	6	30	1
		EVFPD0636W	160	6	36	1
		EVFPD0642W	180	6	42	1
		EVFPD0648W	264	6	48	1
		EVFPD0654W	289	6	54	1
		EVFPD0660W	310	6	60	1
		EVFPD0666W	327	6	66	1
		EVFPD0672W	369	6	72	1

EVFPDW - 9" H FELT DIVIDER W/ ALUMINUM TRIM FOR 1" LAMINATE PANEL

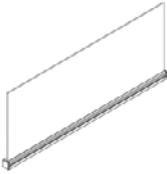
- Privacy Felt Divider integrated with aluminum top trim.
 - Attaches on top of laminate panels to add privacy or divide space.
 - Includes aluminum trim with channel and felt tile.
 - Felt and attachment hardware to ship separately.
- 9 mm felt material is tackable and comes in 9 different colors. Please specify color.
 - Aluminum top trim available in standard paint finishes.

	DESCRIPTION	PRODUCT CODE	LIST PRICE	DIMENSIONS/INCHES		
				H	W	D
	9" H Felt Divider w/ Aluminum Trim	EVFPD0924W	116	9	24	1
	for 1" Laminate Panel	EVFPD0930W	135	9	30	1
		EVFPD0936W	160	9	36	1
		EVFPD0942W	180	9	42	1
		EVFPD0948W	264	9	48	1
		EVFPD0954W	289	9	54	1
		EVFPD0960W	310	9	60	1
		EVFPD0966W	327	9	66	1
		EVFPD0972W	369	9	72	1



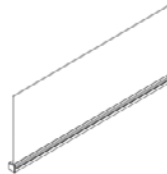
EVFPDW - 12" H FELT DIVIDER W/ ALUMINUM TRIM FOR 1" LAMINATE PANEL

- Privacy Felt Divider integrated with aluminum top trim.
- Attaches on top of laminate panels to add privacy or divide space.
- Includes aluminum trim with channel and felt tile.
- Felt and attachment hardware to ship separately.
- 9 mm felt material is tackable and comes in 9 different colors. Please specify color.
- Aluminum top trim available in standard paint finishes.

DESCRIPTION	PRODUCT CODE	LIST PRICE	DIMENSIONS/INCHES		
			H	W	D
 12" H Felt Divider w/ Aluminum Trim for 1" Laminate Panel	EVFPD1224W	116	12	24	1
	EVFPD1230W	135	12	30	1
	EVFPD1236W	160	12	36	1
	EVFPD1242W	180	12	42	1
	EVFPD1248W	264	12	48	1
	EVFPD1254W	289	12	54	1
	EVFPD1260W	310	12	60	1
	EVFPD1266W	327	12	66	1
	EVFPD1272W	369	12	72	1

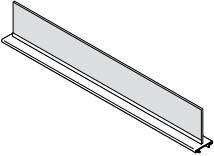
EVFPDW - 18" H FELT DIVIDER W/ ALUMINUM TRIM FOR 1" LAMINATE PANEL

- Privacy Felt Divider integrated with aluminum top trim.
- Attaches on top of laminate panels to add privacy or divide space.
- Includes aluminum trim with channel and felt tile.
- Felt and attachment hardware to ship separately.
- 9 mm felt material is tackable and comes in 9 different colors. Please specify color.
- Aluminum top trim available in standard paint finishes.

DESCRIPTION	PRODUCT CODE	LIST PRICE	DIMENSIONS/INCHES		
			H	W	D
 18" H Felt Divider w/ Aluminum Trim for 1" Laminate Panel	EVFPD1824W	145	18	24	1
	EVFPD1830W	169	18	30	1
	EVFPD1836W	200	18	36	1
	EVFPD1842W	223	18	42	1
	EVFPD1848W	329	18	48	1
	EVFPD1854W	359	18	54	1
	EVFPD1860W	388	18	60	1
	EVFPD1866W	407	18	66	1
	EVFPD1872W	462	18	72	1

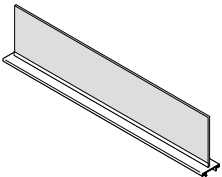
EVFDK06P - 6" PANEL MOUNTED FELT DIVIDER

- Privacy felt panel integrated with aluminum top trim.
 - Attaches on top of panels to add privacy or divide space. Includes aluminum trim with channel and felt tile.
 - Aluminum trim must be specified for entire station when ordering panel mount privacy felt.
- Felt and attachment hardware to ship separately.
 - 9mm thick Felt material is tackable and comes in 9 different colors. Please specify color. Graphite (GPH), Mist (MTS), Pewter (PWT), Harvest (HVT), Shamrock (SHR), Brick (BRI), Denim (DEN), Black (BLK) or White (WHT).

DESCRIPTION	PRODUCT CODE	LIST PRICE Gr1	DIMENSIONS/INCHES		
			H	W	D
	6" Privacy felt panel integrated with aluminum top trim	EVFDK0624P	116	6	24 2 7/8
		EVFDK0630P	135	6	30 2 7/8
		EVFDK0636P	160	6	36 2 7/8
		EVFDK0642P	180	6	42 2 7/8
		EVFDK0648P	264	6	48 2 7/8
		EVFDK0654P	289	6	54 2 7/8
		EVFDK0660P	310	6	60 2 7/8
		EVFDK0666P	327	6	66 2 7/8
		EVFDK0672P	369	6	72 2 7/8

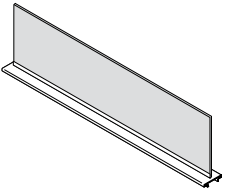
EVFDK09P - 9" PANEL MOUNTED FELT DIVIDER

- Privacy felt panel integrated with aluminum top trim.
 - Attaches on top of panels to add privacy or divide space. Includes aluminum trim with channel and felt tile.
 - Aluminum trim must be specified for entire station when ordering panel mount privacy felt.
- Felt and attachment hardware to ship separately.
 - 9mm thick Felt material is tackable and comes in 9 different colors. Please specify color. Graphite (GPH), Mist (MTS), Pewter (PWT), Harvest (HVT), Shamrock (SHR), Brick (BRI), Denim (DEN), Black (BLK) or White (WHT).

DESCRIPTION	PRODUCT CODE	LIST PRICE Gr1	DIMENSIONS/INCHES		
			H	W	D
	9" Privacy felt panel integrated with aluminum top trim	EVFDK0924P	116	9	24 2 7/8
		EVFDK0930P	135	9	30 2 7/8
		EVFDK0936P	160	9	36 2 7/8
		EVFDK0942P	180	9	42 2 7/8
		EVFDK0948P	264	9	48 2 7/8
		EVFDK0954P	289	9	54 2 7/8
		EVFDK0960P	310	9	60 2 7/8
		EVFDK0966P	327	9	66 2 7/8
		EVFDK0972P	369	9	72 2 7/8

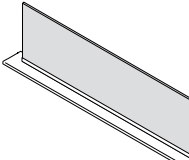
EVFDK12P - 12" PANEL MOUNTED FELT DIVIDER

- Privacy felt panel integrated with aluminum top trim.
 - Attaches on top of panels to add privacy or divide space. Includes aluminum trim with channel and felt tile.
 - Aluminum trim must be specified for entire station when ordering panel mount privacy felt.
- Felt and attachment hardware to ship separately.
 - 9mm thick Felt material is tackable and comes in 9 different colors. Please specify color. Graphite (GPH), Mist (MTS), Pewter (PWT), Harvest (HVT), Shamrock (SHR), Brick (BRI), Denim (DEN), Black (BLK) or White (WHT).

DESCRIPTION	PRODUCT CODE	LIST PRICE Gr1	DIMENSIONS/INCHES		
			H	W	D
	12" Privacy felt panel integrated with aluminum top trim	EVFDK01224P	116	12	24 2 7/8
		EVFDK01230P	135	12	30 2 7/8
		EVFDK01236P	160	12	36 2 7/8
		EVFDK01242P	180	12	42 2 7/8
		EVFDK01248P	264	12	48 2 7/8
		EVFDK01254P	289	12	54 2 7/8
		EVFDK01260P	310	12	60 2 7/8

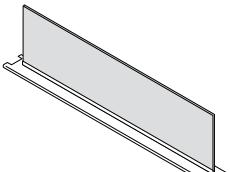
EVFDK12PN - 12" PANEL MOUNTED FELT DIVIDER, 1 NOTCH

- Privacy felt panel integrated with aluminum top trim.
 - Attaches on top of panels to add privacy or divide space. Includes aluminum trim with channel and felt tile.
 - Aluminum trim must be specified for entire station when ordering panel mount privacy felt.
- Felt and attachment hardware to ship separately.
 - 9mm thick Felt material is tackable and comes in 9 different colors. Please specify color. Graphite (GPH), Mist (MTS), Pewter (PWT), Harvest (HVT), Shamrock (SHR), Brick (BRI), Denim (DEN), Black (BLK) or White (WHT).

	DESCRIPTION	PRODUCT CODE	LIST PRICE	DIMENSIONS/INCHES		
			Gr1	H	W	D
	12" Privacy felt panel integrated with aluminum top trim with 1 Notch	EVFDK1224PN	116	12	22.68	2 7/8
		EVFDK1230PN	135	12	28.68	2 7/8
		EVFDK1236PN	160	12	34.68	2 7/8
		EVFDK1242PN	180	12	40.68	2 7/8
		EVFDK1248PN	264	12	46.68	2 7/8
		EVFDK1254PN	289	12	52.68	2 7/8
		EVFDK1260PN	310	12	58.68	2 7/8

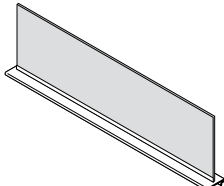
EVFDK12PDN - 12" PANEL MOUNTED FELT DIVIDER, 2 NOTCHES

- Privacy felt panel integrated with aluminum top trim.
 - Attaches on top of panels to add privacy or divide space. Includes aluminum trim with channel and felt tile.
 - Aluminum trim must be specified for entire station when ordering panel mount privacy felt.
- Felt and attachment hardware to ship separately.
 - 9mm thick Felt material is tackable and comes in 9 different colors. Please specify color. Graphite (GPH), Mist (MTS), Pewter (PWT), Harvest (HVT), Shamrock (SHR), Brick (BRI), Denim (DEN), Black (BLK) or White (WHT).

	DESCRIPTION	PRODUCT CODE	LIST PRICE	DIMENSIONS/INCHES		
			Gr1	H	W	D
	12" Privacy felt panel integrated with	EVFDK1224PDN	116	12	21.44	2 7/8
	aluminum top trim with 2 Notches	EVFDK1230PDN	135	12	27.44	2 7/8
		EVFDK1236PDN	160	12	33.44	2 7/8
		EVFDK1242PDN	180	12	39.44	2 7/8
		EVFDK1248PDN	264	12	45.44	2 7/8
		EVFDK1254PDN	289	12	51.44	2 7/8
		EVFDK1260PDN	310	12	57.44	2 7/8


EVFDK18P - 18" PANEL MOUNTED FELT DIVIDER

- Privacy felt panel integrated with aluminum top trim.
 - Attaches on top of panels to add privacy or divide space. Includes aluminum trim with channel and felt tile.
 - Aluminum trim must be specified for entire station when ordering panel mount privacy felt.
- Felt and attachment hardware to ship separately.
 - 9mm thick Felt material is tackable and comes in 9 different colors. Please specify color. Graphite (GPH), Mist (MTS), Pewter (PWT), Harvest (HVT), Shamrock (SHR), Brick (BRI), Denim (DEN), Black (BLK) or White (WHT).

	DESCRIPTION	PRODUCT CODE	LIST PRICE	DIMENSIONS/INCHES		
			Gr1	H	W	D
	18" Privacy felt panel integrated with aluminum top trim	EVFDK01824P	145	18	24	2 7/8
		EVFDK01830P	169	18	30	2 7/8
		EVFDK01836P	200	18	36	2 7/8
		EVFDK01842P	223	18	42	2 7/8
		EVFDK01848P	325	18	48	2 7/8
		EVFDK01854P	359	18	54	2 7/8
		EVFDK01860P	388	18	60	2 7/8
		EVFDK01866P	407	18	66	2 7/8
		EVFDK01872P	462	18	72	2 7/8


EVFPDK06XXPCF - 6" H PANEL MOUNT PRIVACY DIVIDER CEILING FILLER KIT

- Privacy Felt Divder integrated with aluminum top trim.
 - Aluminum top trim available in standard paint finishes.
 - Attaches on top of panels to add privacy or divide space.
 - Includes aluminum trim with channel and Felt tile.
 - Felt tile and attachment hardware to ship separately.
- Felt material available in Graphite (GPH), Mist (MTS), Pewter (PWT), Harvest (HVT), Shamrock (SHR), Brick (BRI), Denim (DEN), Black (BLK) or White (WHT).
 - PVC cap for closing gap at ceiling included.
 - PVC cap available in white only.

DESCRIPTION	PRODUCT CODE	LIST PRICE	DIMENSIONS/INCHES		
			H	W	D
	Panel Mount Felt Divider Ceiling Filler Kit				
	EVFDK0618PCF	110	6	18	
	EVFDK0624PCF	131	6	24	
	EVFDK0630PCF	156	6	30	
	EVFDK0636PCF	183	6	36	
	EVFDK0642PCF	206	6	42	
	EVFDK0648PCF	304	6	48	
	EVFDK0654PCF	329	6	54	
	EVFDK0660PCF	358	6	60	
	EVFDK0666PCF	376	6	66	
	EVFDK0672PCF	424	6	72	


EVFPDK06XXPCFP - 6" H PANEL MOUNT PRIVACY DIVIDER CEILING FILLER KIT

- Privacy Felt Divder integrated with aluminum top trim.
 - Aluminum top trim available in standard paint finishes.
 - Aluminum trim is width of panel.
 - Attaches on top of panels to add privacy or divide space.
 - Includes aluminum trim with channel and Felt tile.
 - Felt tile and attachment hardware to ship separately.
- Felt material available in Graphite (GPH), Mist (MTS), Pewter (PWT), Harvest (HVT), Shamrock (SHR), Brick (BRI), Denim (DEN), Black (BLK) or White (WHT).
 - Felt tile is longer and ovarhangs half of width of post.
 - PVC cap for closing gap at ceiling included.
 - PVC cap available in white only.

DESCRIPTION	PRODUCT CODE	LIST PRICE	DIMENSIONS/INCHES		
			H	W	D
	Panel Mount Felt Divider Ceiling Filler at Post Kit				
	EVFDK0619PCF	131	6	19 3/4	
	EVFDK0625PCF	156	6	25 3/4	
	EVFDK0631PCF	183	6	31 3/4	
	EVFDK0637PCF	206	6	37 3/4	
	EVFDK0643PCF	304	6	43 3/4	
	EVFDK0649PCF	329	6	49 3/4	
	EVFDK0655PCF	358	6	55 3/4	
	EVFDK0661PCF	376	6	61 3/4	
	EVFDK0667PCF	424	6	67 3/4	
	EVFDK0673PCF	475	6	73 3/4	

EVFPDK09XXPCF - 9" H PANEL MOUNT PRIVACY DIVIDER CEILING FILLER KIT


- Privacy Felt Divder integrated with aluminum top trim.
 - Aluminum top trim available in standard paint finishes.
 - Attaches on top of panels to add privacy or divide space.
 - Includes aluminum trim with channel and Felt tile.
 - Felt tile and attachment hardware to ship separately.
- Felt material available in Graphite (GPH), Mist (MTS), Pewter (PWT), Harvest (HVT), Shamrock (SHR), Brick (BRI), Denim (DEN), Black (BLK) or White (WHT).
 - PVC cap for closing gap at ceiling included.
 - PVC cap available in white only.

DESCRIPTION	PRODUCT CODE	LIST PRICE	DIMENSIONS/INCHES		
			H	W	D
	Panel Mount Felt Divider Ceiling Filler Kit				
	EVFDK0918PCF	110	9	18	
	EVFDK0924PCF	131	9	24	
	EVFDK0930PCF	156	9	30	
	EVFDK0936PCF	183	9	36	
	EVFDK0942PCF	206	9	42	
	EVFDK0948PCF	304	9	48	
	EVFDK0954PCF	329	9	54	
	EVFDK0960PCF	358	9	60	
	EVFDK0966PCF	376	9	66	
	EVFDK0972PCF	424	9	72	



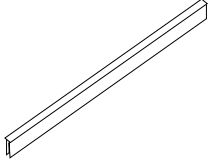
EVFPDK09XXPCFP - 9" H PANEL MOUNT PRIVACY DIVIDER CEILING FILLER KIT

- Privacy Felt Divider integrated with aluminum top trim.
- Aluminum trim is width of panel.
- Aluminum top trim available in standard paint finishes.
- Attaches on top of panels to add privacy or divide space.
- Includes aluminum trim with channel and Felt tile.
- Felt tile and attachment hardware to ship separately.
- Felt material available in Graphite (GPH), Mist (MTS), Pewter (PWT), Harvest (HVT), Shamrock (SHR), Brick (BRI), Denim (DEN), Black (BLK) or White (WHT).
- Felt tile is longer and overhangs half of width of post.
- PVC cap for closing gap at ceiling included.
- PVC cap available in white only.

DESCRIPTION	PRODUCT CODE	LIST PRICE	DIMENSIONS/INCHES		
			H	W	D
	Panel Mount Felt Divider Ceiling Filler at Post Kit	EVFDK0919PCF	131	9	19 3/4
		EVFDK0925PCF	156	9	25 3/4
		EVFDK0931PCF	183	9	31 3/4
		EVFDK0937PCF	206	9	37 3/4
		EVFDK0943PCF	304	9	43 3/4
		EVFDK0949PCF	329	9	49 3/4
		EVFDK0955PCF	358	9	55 3/4
		EVFDK0961PCF	376	9	61 3/4
		EVFDK0967PCF	424	9	67 3/4
		EVFDK0973PCF	475	9	73 3/4


EVPTFC - CEILING FILLER PVC CAP FOR FELT DIVIDER

- To be installed on top on felt divider when used as ceiling filler.
- Field installed on top of felt divider to close gap at ceiling.
- Available in 18"-96" lengths.
- Available in white only.
- Felt divider with top trim kit to be ordered separately.

DESCRIPTION	PRODUCT CODE	LIST PRICE	DIMENSIONS/INCHES		
			H	W	D
	PVC Cap for Felt Divider	EVPTFC18	17	1 3/8	3/4
		EVPTFC24	19	1 3/8	3/4
		EVPTFC30	24	1 3/8	3/4
		EVPTFC36	27	1 3/8	3/4
		EVPTFC42	29	1 3/8	3/4
		EVPTFC48	43	1 3/8	3/4
		EVPTFC54	47	1 3/8	3/4
		EVPTFC60	49	1 3/8	3/4
		EVPTFC66	53	1 3/8	3/4
		EVPTFC72	58	1 3/8	3/4
		EVPTFC78	64	1 3/8	3/4
		EVPTFC84	69	1 3/8	3/4
		EVPTFC90	75	1 3/8	3/4
		EVPTFC96	81	1 3/8	3/4

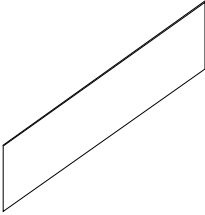
EVFELTPXXHWR - ALUMINUM TOP TRIM WITH CHANNEL

- Top trim with channel.
- Available in standard paint colors.
- Note: Trim can span inline connector, but not a Post

DESCRIPTION	PRODUCT CODE	LIST PRICE	DIMENSIONS/INCHES		
			H	W	D
	Aluminum Top Trim	EVFELTP18HWR	43	18	2.875
		EVFELTP24HWR	44	24	2.875
		EVFELTP30HWR	51	30	2.875
		EVFELTP36HWR	57	36	2.875
		EVFELTP42HWR	64	42	2.875
		EVFELTP48HWR	70	48	2.875
		EVFELTP54HWR	76	54	2.875
		EVFELTP60HWR	84	60	2.875
		EVFELTP66HWR	92	66	2.875
		EVFELTP72HWR	104	72	2.875

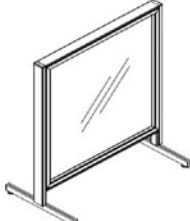
EVFELTXXYP - FELT TILE

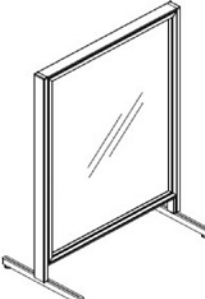
- Felt tile.
 - Available in standard felt colors.
- Top trim with channel and PVC cap to be ordered separately.

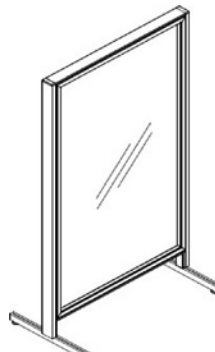
DESCRIPTION	PRODUCT CODE	LIST PRICE	DIMENSIONS/INCHES		
			H	W	D
	Felt Tile - 6" High	EVFELT0618P	31	6	18
		EVFELT0624P	39	6	24
		EVFELT0630P	54	6	30
		EVFELT0636P	69	6	36
		EVFELT0642P	85	6	42
		EVFELT0648P	105	6	48
		EVFELT0654P	119	6	54
		EVFELT0660P	132	6	60
		EVFELT0666P	149	6	66
		EVFELT0672P	163	6	72
	Felt Tile - 9" High	EVFELT0918P	53	9	18
		EVFELT0924P	64	9	24
		EVFELT0930P	75	9	30
		EVFELT0936P	91	9	36
		EVFELT0942P	102	9	42
		EVFELT0948P	169	9	48
		EVFELT0954P	185	9	54
		EVFELT0960P	202	9	60
		EVFELT0966P	218	9	66
		EVFELT0972P	231	9	72

EVPP - GLAZED FREESTANDING PRIVACY PANEL

- Includes panel with two connectors with T legs.
- 3" thick freestanding panels with leveling glides.
- 22" deep T-legs for stability (9.5" on each side)
- All Modules are Tempered Glass.
- Includes end of run trim.

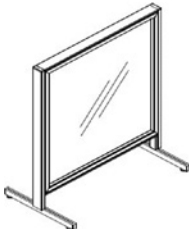
	DESCRIPTION	PRODUCT CODE	LIST PRICE		DIMENSIONS/INCHES		
			CLR	FRST	H	W	D
	Glazed Monolithic Freestanding Privacy Panel	EVPPXGT4218	715	862	42	18	2 7/8
		EVPPXGT4224	787	963	42	24	2 7/8
		EVPPXGT4230	855	1058	42	30	2 7/8
		EVPPXGT4236	920	1149	42	36	2 7/8
		EVPPXGT4242	994	1252	42	42	2 7/8

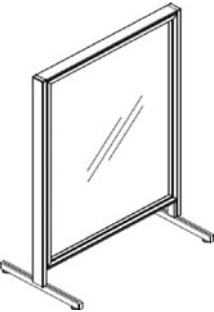
DESCRIPTION	PRODUCT CODE	LIST PRICE		DIMENSIONS/INCHES			
		CLR	FRST	H	W	D	
	Glazed Monolithic Freestanding Privacy Panel	EVPPXGT5418	833	1010	54	18	2 7/8
		EVPPXGT5424	919	1130	54	24	2 7/8
		EVPPXGT5430	999	1242	54	30	2 7/8
		EVPPXGT5436	1075	1351	54	36	2 7/8
		EVPPXGT5442	1161	1472	54	42	2 7/8

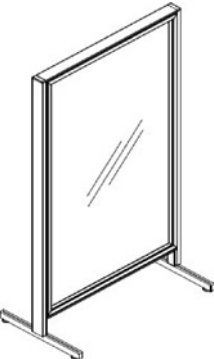
DESCRIPTION	PRODUCT CODE	LIST PRICE		DIMENSIONS/INCHES			
		CLR	FRST	H	W	D	
	Glazed Monolithic Freestanding Privacy Panel	EVPPXGT6618	960	1175	66	18	2 7/8
		EVPPXGT6624	1054	1307	66	24	2 7/8
		EVPPXGT6630	1150	1437	66	30	2 7/8
		EVPPXGT6636	1237	1561	66	36	2 7/8
		EVPPXGT6642	1340	1707	66	42	2 7/8

EVPP - GLAZED MOBILE PRIVACY PANEL

- Includes panel with two connectors with T legs.
 - 3" thick freestanding panels with 1" locking casters.
 - 22" deep T-legs for stability (9.5" on each side)
- All Modules are Tempered Glass.
 - Includes end of run trim.

	DESCRIPTION	PRODUCT CODE	LIST PRICE		DIMENSIONS/INCHES		
			CLR	FRST	H	W	D
	Mobile Glazed Monolithic Privacy Panel	EVPPXGT4218M	786	931	42	18	2 7/8
		EVPPXGT4224M	858	1033	42	24	2 7/8
		EVPPXGT4230M	926	1127	42	30	2 7/8
		EVPPXGT4236M	989	1217	42	36	2 7/8
		EVPPXGT4242M	1063	1324	42	42	2 7/8

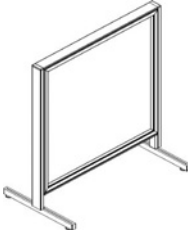
DESCRIPTION	PRODUCT CODE	CLR	LIST PRICE		WRW	DIMENSIONS/INCHES		
			FRST			H	W	D
	Mobile Glazed Monolithic Privacy Panel	EVPPXGT5418M	905	1081	1374	54	18	2 7/8
		EVPPXGT5424M	988	1201	1582	54	24	2 7/8
		EVPPXGT5430M	1069	1313	1783	54	30	2 7/8
		EVPPXGT5436M	1146	1423	1984	54	36	2 7/8
		EVPPXGT5442M	1232	1542	2195	54	42	2 7/8

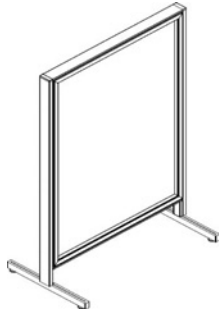
DESCRIPTION	PRODUCT CODE	CLR	LIST PRICE		WRW	DIMENSIONS/INCHES		
			FRST			H	W	D
	Mobile Glazed Monolithic Privacy Panel	EVPPXGT6618M	1029	1247	1615	66	18	2 7/8
		EVPPXGT6624M	1124	1378	1860	66	24	2 7/8
		EVPPXGT6630M	1219	1509	2105	66	30	2 7/8
		EVPPXGT6636M	1307	1631	2341	66	36	2 7/8
		EVPPXGT6642M	1410	1777	2598	66	42	2 7/8

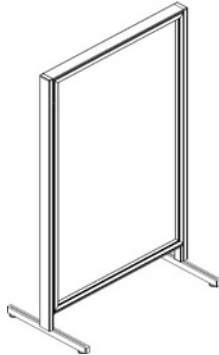


EVPP - MONOLITHIC PRIVACY PANEL - RIBBED POLYCARBONATE

- Includes panel with two connectors with T legs.
 - 3" thick freestanding panels with leveling glides
 - 22" deep T-legs for stability (9.5" on each side)
- Ribbed Panels are semi-private translucent polycarbonate.
 - Includes end of run trim.

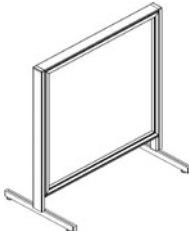
DESCRIPTION	PRODUCT CODE	LIST PRICE	DIMENSIONS/INCHES		
			H	W	D
	Freestanding Ribbed Monolithic Privacy Panel	EVPPXGR4218	761	42	18
		EVPPXGR4224	797	42	24
		EVPPXGR4230	868	42	30
		EVPPXGR4236	939	42	36
		EVPPXGR4242	1012	42	42

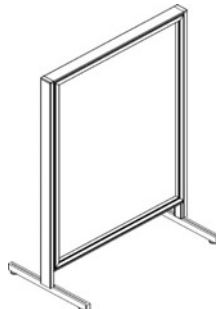
DESCRIPTION	PRODUCT CODE	LIST PRICE	DIMENSIONS/INCHES		
			H	W	D
	Freestanding Ribbed Monolithic Privacy Panel	EVPPXGR5418	891	54	18
		EVPPXGR5424	946	54	24
		EVPPXGR5430	1028	54	30
		EVPPXGR5436	1111	54	36
		EVPPXGR5442	1201	54	42

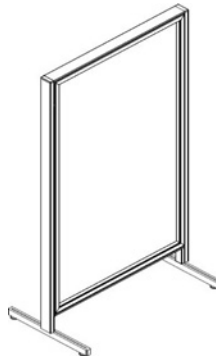
DESCRIPTION	PRODUCT CODE	LIST PRICE	DIMENSIONS/INCHES		
			H	W	D
	Freestanding Ribbed Monolithic Privacy Panel	EVPPXGR6618	976	66	18
		EVPPXGR6624	1078	66	24
		EVPPXGR6630	1173	66	30
		EVPPXGR6636	1267	66	36
		EVPPXGR6642	1369	66	42

EVPP - MONOLITHIC PRIVACY PANEL - RIBBED POLYCARBONATE

- Includes panel with two connectors with T legs.
 - 3" thick freestanding panels with 1" locking casters.
 - 22" deep T-legs for stability (9.5" on each side)
- Ribbed Panels are semi-private translucent polycarbonate.
 - Includes end of run trim.

	DESCRIPTION	PRODUCT CODE	LIST PRICE	DIMENSIONS/INCHES		
				H	W	D
	Mobile Ribbed Monolithic Privacy Panel	EVPPXGR4218M	830	42	18	2 7/8
		EVPPXGR4224M	868	42	24	2 7/8
		EVPPXGR4230M	939	42	30	2 7/8
		EVPPXGR4236M	1009	42	36	2 7/8
		EVPPXGR4242M	1082	42	42	2 7/8

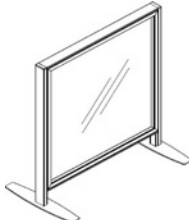
	DESCRIPTION	PRODUCT CODE	LIST PRICE	DIMENSIONS/INCHES		
				H	W	D
	Mobile Ribbed Monolithic Privacy Panel	EVPPXGR5418M	965	54	18	2 7/8
		EVPPXGR5424M	1017	54	24	2 7/8
		EVPPXGR5430M	1100	54	30	2 7/8
		EVPPXGR5436M	1182	54	36	2 7/8
		EVPPXGR5442M	1272	54	42	2 7/8

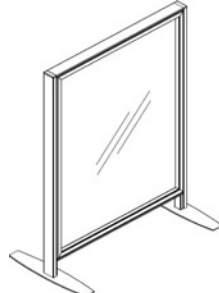
	DESCRIPTION	PRODUCT CODE	LIST PRICE	DIMENSIONS/INCHES		
				H	W	D
	Mobile Ribbed Monolithic Privacy Panel	EVPPXGR6618M	1047	66	18	2 7/8
		EVPPXGR6624M	1150	66	24	2 7/8
		EVPPXGR6630M	1173	66	30	2 7/8
		EVPPXGR6636M	1337	66	36	2 7/8
		EVPPXGR6642M	1438	66	42	2 7/8

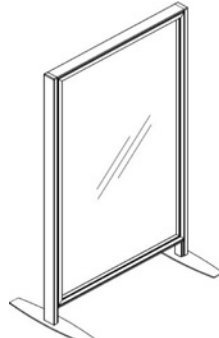


EVPP - MONOLITHIC PRIVACY PANEL - GLAZED

- Includes panel with two connectors with T legs
- 3" thick freestanding panels with flat foot
- 22" deep T-legs for stability (9.5" on each side)
- Glazed Panels are available in tempered Clear glass (CLR) and Frosted glass (FRST)
- Includes end of run trim

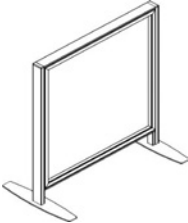
	DESCRIPTION	PRODUCT CODE	LIST PRICE		DIMENSIONS/INCHES		
			CLR	FRST	H	W	D
	Freestanding Glazed Monolithic Privacy Panel	EVPPXGTF4218	715	862	42	18	2 7/8
		EVPPXGTF4224	787	963	42	24	2 7/8
		EVPPXGTF4230	855	1058	42	30	2 7/8
		EVPPXGTF4236	920	1149	42	36	2 7/8
		EVPPXGTF4242	994	1252	42	42	2 7/8

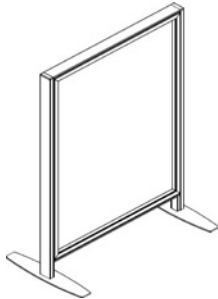
	DESCRIPTION	PRODUCT CODE	LIST PRICE		DIMENSIONS/INCHES		
			CLR	FRST	H	W	D
	Freestanding Glazed Monolithic Privacy Panel	EVPPXGTF5418	833	1010	54	18	2 7/8
		EVPPXGTF5424	919	1130	54	24	2 7/8
		EVPPXGTF5430	999	1242	54	30	2 7/8
		EVPPXGTF5436	1075	1351	54	36	2 7/8
		EVPPXGTF5442	1161	1472	54	42	2 7/8

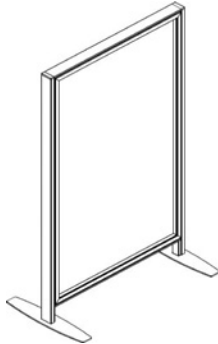
DESCRIPTION	PRODUCT CODE	LIST PRICE		DIMENSIONS/INCHES			
		CLR	FRST	H	W	D	
	Freestanding Glazed Monolithic Privacy Panel	EVPPXGTF6618	960	1175	66	18	2 7/8
		EVPPXGTF6624	1054	1307	66	24	2 7/8
		EVPPXGTF6630	1150	1437	66	30	2 7/8
		EVPPXGTF6636	1237	1561	66	36	2 7/8
		EVPPXGTF6642	1340	1707	66	42	2 7/8

EVPP - MONOLITHIC PRIVACY PANEL - RIBBED POLYCARBONATE

- Includes panel with two connectors with T legs
 - 3" thick freestanding panels with flat foot
 - 22" deep T-legs for stability (9.5" on each side)
- Ribbed Panels are semi-private translucent polycarbonate.
 - Includes end of run trim.

DESCRIPTION	PRODUCT CODE	LIST PRICE	DIMENSIONS/INCHES		
			H	W	D
	Freestanding Ribbed Monolithic Privacy Panel	EVPPXGRF4218	761	42	18
		EVPPXGRF4224	797	42	24
		EVPPXGRF4230	868	42	30
		EVPPXGRF4236	939	42	36
		EVPPXGRF4242	1012	42	42

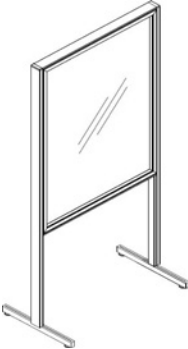
DESCRIPTION	PRODUCT CODE	LIST PRICE	DIMENSIONS/INCHES		
			H	W	D
	Freestanding Ribbed Monolithic Privacy Panel	EVPPXGRF5418	891	54	18
		EVPPXGRF5424	946	54	24
		EVPPXGRF5430	1028	54	30
		EVPPXGRF5436	1111	54	36
		EVPPXGRF5442	1201	54	42

DESCRIPTION	PRODUCT CODE	LIST PRICE	DIMENSIONS/INCHES		
			H	W	D
	Freestanding Ribbed Monolithic Privacy Panel	EVPPXGRF6618	976	66	18
		EVPPXGRF6624	1078	66	24
		EVPPXGRF6630	1173	66	30
		EVPPXGRF6636	1267	66	36
		EVPPXGRF6642	1369	66	42



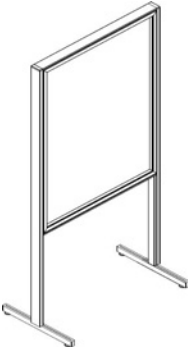
EVPP - MONOLITHIC PRIVACY PANEL - 78" HIGH

- Includes panel with two connectors with T legs.
 - 3" thick freestanding panels with leveling glides
 - 22" deep T-legs for stability (9.5" on each side)
 - Glazed Panels are available in tempered Clear glass (CLR) and Frosted glass (FRST)
- Ribbed Panels are semi-private translucent polycarbonate.
 - Includes end of run trim.
 - Includes 48"H Glazed module and 29"H legs

	DESCRIPTION	PRODUCT CODE	LIST PRICE		DIMENSIONS/INCHES		
			CLR	FRST	H	W	D
	Freestanding Glazed Monolithic Privacy Panel	EVPPXGT7824	984	1196	78	24	2 7/8
		EVPPXGT7830	1063	1308	78	30	2 7/8
		EVPPXGT7836	1142	1417	78	36	2 7/8
		EVPPXGT7842	1229	1538	78	42	2 7/8


EVPP - MONOLITHIC PRIVACY PANEL - 78" HIGH

- Includes panel with two connectors with T legs.
 - 3" thick freestanding panels with leveling glides
 - 22" deep T-legs for stability (9.5" on each side)
 - Glazed Panels are available in tempered Clear glass (CLR) and Frosted glass (FRST)
- Ribbed Panels are semi-private translucent polycarbonate.
 - Includes end of run trim.
 - Includes 48"H Ribbled module and 29"H legs

	DESCRIPTION	PRODUCT CODE	LIST PRICE	DIMENSIONS/INCHES		
				H	W	D
	Freestanding Ribbed Monolithic Privacy Panel	EVPPXGR7824	1020	78	24	2 7/8
		EVPPXGR7830	1104	78	30	2 7/8
		EVPPXGR7836	1020	78	36	2 7/8
		EVPPXGR7842	1276	78	42	2 7/8


EVPP - MONOLITHIC PRIVACY PANEL - 78" HIGH

- Includes panel with two connectors with T legs.
 - 3" thick freestanding panels with 1" locking casters
 - 22" deep T-legs for stability (9.5" on each side)
 - Glazed Panels are available in tempered Clear glass (CLR) and Frosted glass (FRST)
- Ribbed Panels are semi-private translucent polycarbonate.
 - Includes end of run trim.
 - Includes 48"H Glazed module and 29"H legs

	DESCRIPTION	PRODUCT CODE	LIST PRICE		DIMENSIONS/INCHES		
			CLR	FRST	H	W	D
	Mobile Glazed Monolithic Privacy Panel	EVPPXGT7824M	1055	1267	78	24	2 7/8
		EVPPXGT7830M	1136	1379	78	30	2 7/8
		EVPPXGT7836M	1213	1488	78	36	2 7/8
		EVPPXGT7842M	1297	1609	78	42	2 7/8

EVPP - MONOLITHIC PRIVACY PANEL - 78" HIGH


- Includes panel with two connectors with T legs.
 - 3" thick freestanding panels with 1" locking casters
 - 22" deep T-legs for stability (9.5" on each side)
 - Glazed Panels are available in tempered Clear glass (CLR) and Frosted glass (FRST)
- Ribbed Panels are semi-private translucent polycarbonate.
 - Includes end of run trim.
 - Includes 48"H Ribbed module and 29"H legs

	DESCRIPTION	PRODUCT CODE	LIST PRICE	DIMENSIONS/INCHES		
				H	W	D
	Mobile Ribbed Monolithic Privacy Panel	EVPPXGR7824M	1092	78	24	2 7/8
		EVPPXGR7830M	1174	78	30	2 7/8
		EVPPXGR7836M	1092	78	36	2 7/8
		EVPPXGR7842M	1347	78	42	2 7/8




EVPP - MONOLITHIC PRIVACY PANEL - 78" HIGH

- Includes panel with two connectors with T legs
 - 3" thick freestanding panels with flat foot
 - 22" deep T-legs for stability (9.5" on each side)
 - Glazed Panels are available in tempered Clear glass (CLR) and Frosted glass (FRST)
- Ribbed Panels are semi-private translucent polycarbonate.
 - Includes end of run trim.
 - Includes 48"H Glazed module and 29"H legs

	DESCRIPTION	PRODUCT CODE	LIST PRICE		DIMENSIONS/INCHES		
			CLR	FRST	H	W	D
	Freestanding Glazed Monolithic Privacy Panel	EVPPXGTF7824	984	1196	78	24	2 7/8
		EVPPXGTF7830	1063	1308	78	30	2 7/8
		EVPPXGTF7836	1142	1417	78	36	2 7/8
		EVPPXGTF7842	1229	1538	78	42	2 7/8

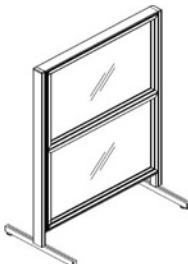
EVPP - MONOLITHIC PRIVACY PANEL - 78" HIGH

- Includes panel with two connectors with T legs
 - 3" thick freestanding panels with flat foot
 - 22" deep T-legs for stability (9.5" on each side)
 - Glazed Panels are available in tempered Clear glass (CLR) and Frosted glass (FRST)
- Ribbed Panels are semi-private translucent polycarbonate.
 - Includes end of run trim.
 - Includes 48"H Ribbed module and 29"H legs

	DESCRIPTION	PRODUCT CODE	LIST PRICE	DIMENSIONS/INCHES		
				H	W	D
	Freestanding Ribbed Monolithic Privacy Panel	EVPPXGRF7824	1020	78	24	2 7/8
		EVPPXGRF7830	1104	78	30	2 7/8
		EVPPXGRF7836	1020	78	36	2 7/8
		EVPPXGRF7842	1276	78	42	2 7/8

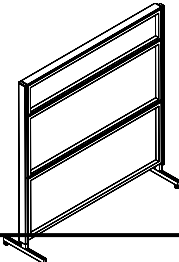
EVPP - GLAZED PRIVACY PANEL

- Includes panel with two connectors with T legs.
 - 3" thick freestanding panels with leveling glides
 - 22" deep T-legs for stability (9.5" on each side)
- All Modules are Tempered Glass.
 - Available in clear glass (CLR) and frosted glass (FRST)
 - Includes end of run trim.

	DESCRIPTION	PRODUCT CODE	LIST PRICE		DIMENSIONS/INCHES		
			CLR	FRST	H	W	D
	Freestanding Glazed Privacy Panel	EVPPGT5424	949	1175	54	24	2 7/8
		EVPPGT5430	1042	1307	54	30	2 7/8
		EVPPGT5436	1135	1435	54	36	2 7/8
		EVPPGT5442	1234	1575	54	42	2 7/8
		EVPPGT5448	1331	1712	54	48	2 7/8
		EVPPGT5454	1435	1859	54	54	2 7/8
		EVPPGT5460	1525	1982	54	60	2 7/8

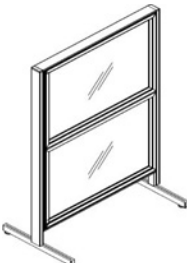
EVPP - GLAZED PRIVACY PANEL

- Includes panel with two connectors with T legs.
 - 3" thick freestanding panels with leveling glides
 - 22" deep T-legs for stability (9.5" on each side)
- All Modules are Tempered Glass.
 - Available in clear glass (CLR) and frosted glass (FRST)
 - Includes end of run trim.

	DESCRIPTION	PRODUCT CODE	LIST PRICE		DIMENSIONS/INCHES		
			CLR	FRST	H	W	D
	Freestanding Glazed Privacy Panel	EVPPGT6624	1185	1493	66	24	2 7/8
		EVPPGT6630	1300	1656	66	30	2 7/8
		EVPPGT6636	1481	1905	66	36	2 7/8
		EVPPGT6642	1606	2083	66	42	2 7/8
		EVPPGT6648	1733	2260	66	48	2 7/8
		EVPPGT6654	1875	2459	66	54	2 7/8
		EVPPGT6660	2030	2671	66	60	2 7/8

EVPP - MOBILE GLAZED PRIVACY PANEL

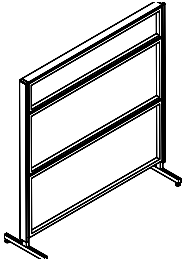
- Includes panel with two connectors with T legs.
 - 3" thick freestanding panels with 1" locking casters.
 - 22" deep T-legs for stability (9.5" on each side)
- All Modules are Tempered Glass.
 - Available in clear glass (CLR) and frosted glass (FRST)
 - Includes end of run trim.

	DESCRIPTION	PRODUCT CODE	LIST PRICE		DIMENSIONS/INCHES		
			CLR	FRST	H	W	D
	Mobile Glazed Privacy Panel	EVPPGT5424M	1019	1247	54	24	2 7/8
		EVPPGT5430M	1113	1378	54	30	2 7/8
		EVPPGT5436M	1204	1505	54	36	2 7/8
		EVPPGT5442M	1304	1645	54	42	2 7/8
		EVPPGT5448M	1402	1781	54	48	2 7/8
		EVPPGT5454M	1505	1930	54	54	2 7/8
		EVPPGT5460M	1595	2052	54	60	2 7/8



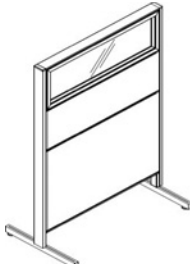
EVPP - MOBILE GLAZED PRIVACY PANEL

- Includes panel with two connectors with T legs.
- 3" thick freestanding panels with 1" locking casters.
- 22" deep T-legs for stability (9.5" on each side)
- All Modules are Tempered Glass.
- Available in clear glass (CLR) and frosted glass (FRST)
- Includes end of run trim.

DESCRIPTION	PRODUCT CODE	LIST PRICE		DIMENSIONS/INCHES		
		CLR	FRST	H	W	D
 Mobile Glazed Privacy Panel	EVPPGT6624M	1256	1565	66	24	2 7/8
	EVPPGT6630M	1371	1725	66	30	2 7/8
	EVPPGT6636M	1550	1975	66	36	2 7/8
	EVPPGT6642M	1677	2152	66	42	2 7/8
	EVPPGT6648M	1803	2330	66	48	2 7/8
	EVPPGT6654M	1946	2529	66	54	2 7/8
	EVPPGT6660M	2098	2743	66	60	2 7/8

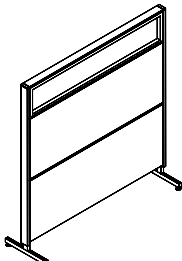
EVPP - LAMINATE GLAZED PRIVACY PANEL

- Includes panel with two connectors with T legs.
- 3" thick freestanding panels with leveling glides
- 22" deep T-legs for stability (9.5" on each side)
- All Modules are Tempered Glass.
- Bottom Two Modules are Laminate w/12" Tempered Glass on top.
- Includes end of run trim.

DESCRIPTION	PRODUCT CODE	LIST PRICE		DIMENSIONS/INCHES		
		CLR	FRST	H	W	D
 Freestanding Laminate Glazed Privacy Panel	EVPPHGTU5424	1158	1313	54	24	2 7/8
	EVPPHGTU5430	1285	1466	54	30	2 7/8
	EVPPHGTU5436	1414	1622	54	36	2 7/8
	EVPPHGTU5442	1542	1775	54	42	2 7/8
	EVPPHGTU5448	1670	1930	54	48	2 7/8
	EVPPHGTU5454	1811	2097	54	54	2 7/8
	EVPPHGTU5460	1941	2252	54	60	2 7/8

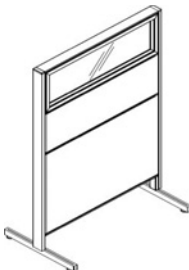
EVPP - LAMINATE GLAZED PRIVACY PANEL

- Includes panel with two connectors with T legs.
- 3" thick freestanding panels with leveling glides
- 22" deep T-legs for stability (9.5" on each side)
- Bottom Two Modules are Laminate w/12" Tempered Glass on top.
- Includes end of run trim.

DESCRIPTION	PRODUCT CODE	LIST PRICE		DIMENSIONS/INCHES		
		CLR	FRST	H	W	D
 Freestanding Laminate Glazed Privacy Panel	EVPPHGTU6624	1295	1472	66	24	2 7/8
	EVPPHGTU6630	1446	1652	66	30	2 7/8
	EVPPHGTU6636	1626	1869	66	36	2 7/8
	EVPPHGTU6642	1774	2045	66	42	2 7/8
	EVPPHGTU6648	1920	2224	66	48	2 7/8
	EVPPHGTU6654	2088	2423	66	54	2 7/8
	EVPPHGTU6660	2271	2642	66	60	2 7/8

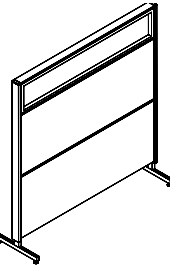
EVPP - MOBILE LAMINATE GLAZED PRIVACY PANEL

- Includes panel with two connectors with T legs.
 - 3" thick freestanding panels with 1" locking casters.
 - 22" deep T-legs for stability (9.5" on each side)
- Bottom Two Modules are Laminate w/12" Tempered Glass on top.
 - Includes end of run trim.

	DESCRIPTION	PRODUCT CODE	LIST PRICE		DIMENSIONS/INCHES		
			CLR	FRST	H	W	D
	Mobile Laminate Glazed Privacy Panel	EVPPHGTU5424M	1229	1384	54	24	2 7/8
		EVPPHGTU5430M	1355	1535	54	30	2 7/8
		EVPPHGTU5436M	1485	1691	54	36	2 7/8
		EVPPHGTU5442M	1615	1845	54	42	2 7/8
		EVPPHGTU5448M	1741	2000	54	48	2 7/8
		EVPPHGTU5454M	1880	2169	54	54	2 7/8
		EVPPHGTU5460M	2011	2324	54	60	2 7/8

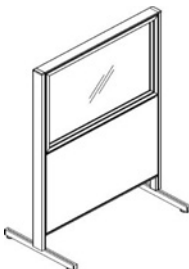
EVPP - MOBILE LAMINATE GLAZED PRIVACY PANEL

- Includes panel with two connectors with T legs.
 - 3" thick freestanding panels with 1" locking casters.
 - 22" deep T-legs for stability (9.5" on each side)
- Bottom Two Modules are Laminate w/12" Tempered Glass on top.
 - Includes end of run trim.

	DESCRIPTION	PRODUCT CODE	LIST PRICE		DIMENSIONS/INCHES		
			CLR	FRST	H	W	D
	Mobile Laminate Glazed Privacy Panel	EVPPHGTU6624M	1366	1542	66	24	2 7/8
		EVPPHGTU6630M	1516	1722	66	30	2 7/8
		EVPPHGTU6636M	1697	1940	66	36	2 7/8
		EVPPHGTU6642M	1844	2115	66	42	2 7/8
		EVPPHGTU6648M	1993	2293	66	48	2 7/8
		EVPPHGTU6654M	2158	2493	66	54	2 7/8
		EVPPHGTU6660M	2341	2712	66	60	2 7/8

EVPP - LAMINATE GLAZED PRIVACY PANEL

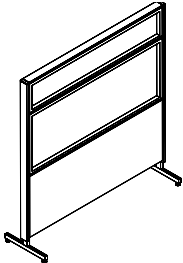
- Includes panel with two connectors with T legs.
 - 3" thick freestanding panels with leveling glides
 - 22" deep T-legs for stability (9.5" on each side)
- All Modules are Tempered Glass.
 - Laminate Base Module w/24" Tempered Glass above.
 - Includes end of run trim.

	DESCRIPTION	PRODUCT CODE	LIST PRICE		DIMENSIONS/INCHES		
			CLR	FRST	H	W	D
	Freestanding Laminate Glazed Privacy Panel	EVPPHGT5424	1003	1127	54	24	2 7/8
		EVPPHGT5430	1114	1261	54	30	2 7/8
		EVPPHGT5436	1229	1396	54	36	2 7/8
		EVPPHGT5442	1341	1533	54	42	2 7/8
		EVPPHGT5448	1450	1666	54	48	2 7/8
		EVPPHGT5454	1570	1810	54	54	2 7/8
		EVPPHGT5460	1676	1935	54	60	2 7/8



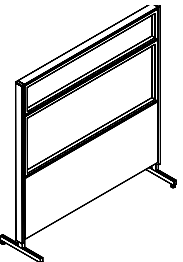
EVPP - LAMINATE GLAZED PRIVACY PANEL

- Includes panel with two connectors with T legs.
- 3" thick freestanding panels with leveling glides
- 22" deep T-legs for stability (9.5" on each side)
- Laminate Base Module w/36" Tempered Glass above.
- Includes end of run trim.

DESCRIPTION	PRODUCT CODE	LIST PRICE		DIMENSIONS/INCHES		
		CLR	FRST	H	W	D
 Freestanding Laminate Glazed Privacy Panel	EVPPHGT6624	1241	1405	66	24	2 7/8
	EVPPHGT6630	1374	1565	66	30	2 7/8
	EVPPHGT6636	1547	1774	66	36	2 7/8
	EVPPHGT6642	1678	1931	66	42	2 7/8
	EVPPHGT6648	1814	2095	66	48	2 7/8
	EVPPHGT6654	1969	2280	66	54	2 7/8
	EVPPHGT6660	2149	2494	66	60	2 7/8

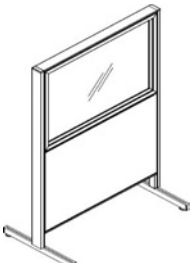
EVPP - MOBILE LAMINATE GLAZED PRIVACY PANEL

- Includes panel with two connectors with T legs.
- 3" thick freestanding panels with 1" locking casters.
- 22" deep T-legs for stability (9.5" on each side)
- Laminate Base Module w/36" Tempered Glass above.
- Includes end of run trim.

DESCRIPTION	PRODUCT CODE	LIST PRICE		DIMENSIONS/INCHES		
		CLR	FRST	H	W	D
 Mobile Laminate Glazed Privacy Panel	EVPPHGT6624M	1312	1477	66	24	2 7/8
	EVPPHGT6630M	1445	1635	66	30	2 7/8
	EVPPHGT6636M	1619	1844	66	36	2 7/8
	EVPPHGT6642M	1748	2001	66	42	2 7/8
	EVPPHGT6648M	1885	2165	66	48	2 7/8
	EVPPHGT6654M	2040	2349	66	54	2 7/8
	EVPPHGT6660M	2220	2565	66	60	2 7/8

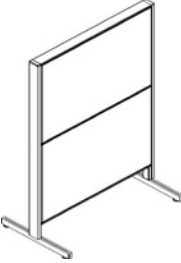
EVPP - MOBILE LAMINATE GLAZED PRIVACY PANEL

- Includes panel with two connectors with T legs.
- 3" thick freestanding panels with 1" locking casters.
- 22" deep T-legs for stability (9.5" on each side)
- Laminate Base Module w/24" Tempered Glass above.
- Includes end of run trim.

DESCRIPTION	PRODUCT CODE	LIST PRICE		DIMENSIONS/INCHES		
		CLR	FRST	H	W	D
 Mobile Laminate Glazed Privacy Panel	EVPPHGT5424M	1073	1198	54	24	2 7/8
	EVPPHGT5430M	1184	1333	54	30	2 7/8
	EVPPHGT5436M	1297	1468	54	36	2 7/8
	EVPPHGT5442M	1412	1604	54	42	2 7/8
	EVPPHGT5448M	1523	1736	54	48	2 7/8
	EVPPHGT5454M	1641	1879	54	54	2 7/8
	EVPPHGT5460M	1746	2006	54	60	2 7/8

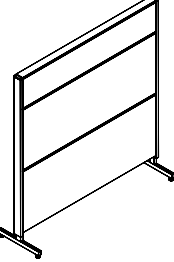
EVPP - LAMINATE PRIVACY PANEL

- Includes panel with two connectors with T legs.
 - 3" thick freestanding panels with leveling glides
 - 22" deep T-legs for stability (9.5" on each side)
- All Modules are Laminate.
 - Includes end of run trim.

DESCRIPTION	PRODUCT CODE	LIST PRICE	DIMENSIONS/INCHES		
			H	W	D
 Freestanding Laminate Privacy Panel	EVPPH2S5424	1058	54	24	2 7/8
	EVPPH2S5430	1187	54	30	2 7/8
	EVPPH2S5436	1324	54	36	2 7/8
	EVPPH2S5442	1448	54	42	2 7/8
	EVPPH2S5448	1570	54	48	2 7/8
	EVPPH2S5454	1705	54	54	2 7/8
	EVPPH2S5460	1826	54	60	2 7/8

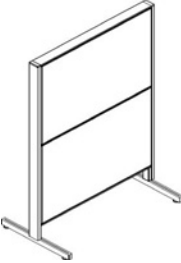
EVPP - LAMINATE PRIVACY PANEL

- Includes panel with two connectors with T legs.
 - 3" thick freestanding panels with leveling glides
 - 22" deep T-legs for stability (9.5" on each side)
- All Modules are Laminate.
 - Includes end of run trim.

DESCRIPTION	PRODUCT CODE	LIST PRICE	DIMENSIONS/INCHES		
			H	W	D
 Freestanding Laminate Privacy Panel	EVPPH2S6624	1281	66	24	2 7/8
	EVPPH2S6630	1447	66	30	2 7/8
	EVPPH2S6636	1637	66	36	2 7/8
	EVPPH2S6642	1801	66	42	2 7/8
	EVPPH2S6648	1960	66	48	2 7/8
	EVPPH2S6654	2126	66	54	2 7/8
	EVPPH2S6660	2301	66	60	2 7/8

EVPP - MOBILE LAMINATE PRIVACY PANEL

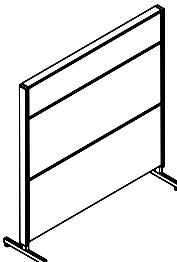
- Includes panel with two connectors with T legs.
 - 3" thick freestanding panels with 1" locking casters.
 - 22" deep T-legs for stability (9.5" on each side)
- All Modules are Laminate.
 - Available in clear glass (CLR) and frosted glass (FRST)
 - Includes end of run trim.

DESCRIPTION	PRODUCT CODE	LIST PRICE	DIMENSIONS/INCHES		
			H	W	D
 Mobile Laminate Privacy Panel	EVPPH2S5424M	1127	54	24	2 7/8
	EVPPH2S5430M	1257	54	30	2 7/8
	EVPPH2S5436M	1393	54	36	2 7/8
	EVPPH2S5442M	1520	54	42	2 7/8
	EVPPH2S5448M	1641	54	48	2 7/8
	EVPPH2S5454M	1775	54	54	2 7/8
	EVPPH2S5460M	1898	54	60	2 7/8



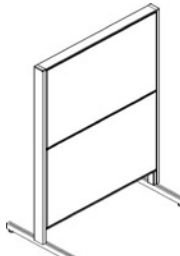
EVPP - MOBILE LAMINATE PRIVACY PANEL

- Includes panel with two connectors with T legs.
- 3" thick freestanding panels with 1" locking casters.
- 22" deep T-legs for stability (9.5" on each side)
- All Modules are Laminate.
- Includes end of run trim.

	DESCRIPTION	PRODUCT CODE	LIST PRICE	DIMENSIONS/INCHES		
				H	W	D
	Mobile Laminate Privacy Panel	EVPPH2S6624M	1351	66	24	2 7/8
		EVPPH2S6630M	1518	66	30	2 7/8
		EVPPH2S6636M	1708	66	36	2 7/8
		EVPPH2S6642M	1872	66	42	2 7/8
		EVPPH2S6648M	2031	66	48	2 7/8
		EVPPH2S6654M	2196	66	54	2 7/8
		EVPPH2S6660M	2371	66	60	2 7/8


EVPP - FABRIC WRITE BOARD PRIVACY PANEL

- Includes panel with two connectors with T legs.
- 3" thick freestanding panels with leveling glides
- 22" deep T-legs for stability (9.5" on each side)
- Fabric Base Module with Write Board above.
- Includes end of run trim.

DESCRIPTION	PRODUCT CODE	LIST PRICE		DIMENSIONS/INCHES			
		GR 1	GR 2	H	W	D	
	Freestanding Write Board Privacy Panel	EVPPF2W5424	1021	1040	54	24	2 7/8
		EVPPF2W5430	1143	1164	54	30	2 7/8
		EVPPF2W5436	1265	1295	54	36	2 7/8
		EVPPF2W5442	1388	1418	54	42	2 7/8
		EVPPF2W5448	1527	1564	54	48	2 7/8
		EVPPF2W5454	1659	1699	54	54	2 7/8
		EVPPF2W5460	1777	1823	54	60	2 7/8

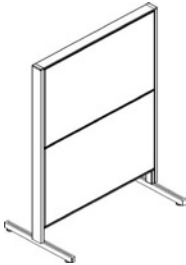
EVPP - MOBILE FABRIC WRITE BOARD PRIVACY PANEL

- Includes panel with two connectors with T legs.
- 3" thick freestanding panels with 1" locking casters.
- 22" deep T-legs for stability (9.5" on each side)
- Fabric Base Module with Write Board above.
- Includes end of run trim.

	DESCRIPTION	PRODUCT CODE	LIST PRICE		DIMENSIONS/INCHES		
			GR 1	GR 2	H	W	D
	Mobile Write Board Glazed Privacy Panel	EVPPF2W6624M	1304	1324	66	24	2 7/8
		EVPPF2W6630M	1516	1539	66	30	2 7/8
		EVPPF2W6636M	1701	1726	66	36	2 7/8
		EVPPF2W6642M	1869	1901	66	42	2 7/8
		EVPPF2W6648M	2054	2088	66	48	2 7/8
		EVPPF2W6654M	2226	2273	66	54	2 7/8
		EVPPF2W6660M	2440	2481	66	60	2 7/8

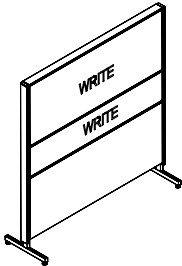
EVPP - MOBILE FABRIC WRITE BOARD PRIVACY PANEL

- Includes panel with two connectors with T legs.
 - 3" thick freestanding panels with 1" locking casters.
 - 22" deep T-legs for stability (9.5" on each side)
- Fabric Base Module with Write Board above.
 - Includes end of run trim.

DESCRIPTION	PRODUCT CODE	LIST PRICE		DIMENSIONS/INCHES		
		GR 1	GR 2	H	W	D
	Mobile Write Board Privacy Panel	EVPPF2W5424M	1093	1110	54	24 2 7/8
		EVPPF2W5430M	1214	1237	54	30 2 7/8
		EVPPF2W5436M	1336	1366	54	36 2 7/8
		EVPPF2W5442M	1457	1489	54	42 2 7/8
		EVPPF2W5448M	1598	1632	54	48 2 7/8
		EVPPF2W5454M	1729	1768	54	54 2 7/8
		EVPPF2W5460M	1848	1895	54	60 2 7/8

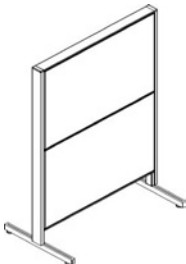
EVPP - MOBILE LAMINATE WRITE BOARD PRIVACY PANEL

- Includes panel with two connectors with T legs.
 - 3" thick freestanding panels with 1" locking casters.
 - 22" deep T-legs for stability (9.5" on each side)
- Laminate Base Module with Write Board above.
 - Includes end of run trim.

DESCRIPTION	PRODUCT CODE	LIST PRICE	DIMENSIONS/INCHES		
			H	W	D
	Mobile Write Board Laminate Privacy Panel	EVPPH2W6624M	1395	66	24 2 7/8
		EVPPH2W6630M	1639	66	30 2 7/8
		EVPPH2W6636M	1862	66	36 2 7/8
		EVPPH2W6642M	2044	66	42 2 7/8
		EVPPH2W6648M	2228	66	48 2 7/8
		EVPPH2W6654M	2420	66	54 2 7/8
		EVPPH2W6660M	2615	66	60 2 7/8

EVPP - LAMINATE WRITE BOARD PRIVACY PANEL


- Includes panel with two connectors with T legs.
 - 3" thick freestanding panels with leveling glides
 - 22" deep T-legs for stability (9.5" on each side)
- Laminate Base Module with Write Board above.
 - Includes end of run trim.

DESCRIPTION	PRODUCT CODE	LIST PRICE	DIMENSIONS/INCHES		
			H	W	D
	Freestanding Write Board Privacy Panel	EVPPH2W5424	1121	54	24 2 7/8
		EVPPH2W5430	1268	54	30 2 7/8
		EVPPH2W5436	1422	54	36 2 7/8
		EVPPH2W5442	1564	54	42 2 7/8
		EVPPH2W5448	1701	54	48 2 7/8
		EVPPH2W5454	1852	54	54 2 7/8
		EVPPH2W5460	1989	54	60 2 7/8



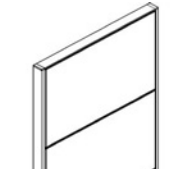
EVPP - LAMINATE WRITE BOARD PRIVACY PANEL

- Includes panel with two connectors with T legs.
- 3" thick freestanding panels with leveling glides
- 22" deep T-legs for stability (9.5" on each side)
- Laminate Base Module with Write Board above
- Includes end of run trim.

DESCRIPTION	PRODUCT CODE	LIST PRICE	DIMENSIONS/INCHES		
			H	W	D
 Freestanding Write Board Laminate Privacy Panel	EVPPH2W6624	1326	66	24	2 7/8
	EVPPH2W6630	1569	66	30	2 7/8
	EVPPH2W6636	1792	66	36	2 7/8
	EVPPH2W6642	1973	66	42	2 7/8
	EVPPH2W6648	2156	66	48	2 7/8
	EVPPH2W6654	2349	66	54	2 7/8
	EVPPH2W6660	2546	66	60	2 7/8

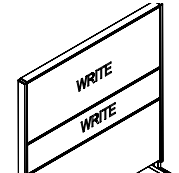
EVPP - MOBILE LAMINATE WRITE BOARD PRIVACY PANEL

- Includes panel with two connectors with T legs.
- 3" thick freestanding panels with 1" locking casters.
- 22" deep T-legs for stability (9.5" on each side)
- Laminate Base Module with Write Board above.
- Includes end of run trim.

DESCRIPTION	PRODUCT CODE	LIST PRICE	DIMENSIONS/INCHES		
			H	W	D
 Mobile Write Board Privacy Panel	EVPPH2W5424M	1193	54	24	2 7/8
	EVPPH2W5430M	1340	54	30	2 7/8
	EVPPH2W5436M	1490	54	36	2 7/8
	EVPPH2W5442M	1632	54	42	2 7/8
	EVPPH2W5448M	1771	54	48	2 7/8
	EVPPH2W5454M	1922	54	54	2 7/8
	EVPPH2W5460M	2060	54	60	2 7/8

EVPP - FABRIC WRITE BOARD PRIVACY PANEL

- Includes panel with two connectors with T legs.
- 3" thick freestanding panels with leveling glides
- 22" deep T-legs for stability (9.5" on each side)
- Fabric Base Module with Write Board above
- Includes end of run trim.

DESCRIPTION	PRODUCT CODE	LIST PRICE		DIMENSIONS/INCHES		
		GR 1	GR 2	H	W	D
 Freestanding Write Board Glazed Privacy Panel	EVPPF2W6624	1234	1252	66	24	2 7/8
	EVPPF2W6630	1446	1469	66	30	2 7/8
	EVPPF2W6636	1630	1657	66	36	2 7/8
	EVPPF2W6642	1799	1831	66	42	2 7/8
	EVPPF2W6648	1985	2017	66	48	2 7/8
	EVPPF2W6654	2154	2203	66	54	2 7/8
	EVPPF2W6660	2370	2412	66	60	2 7/8

NOTES



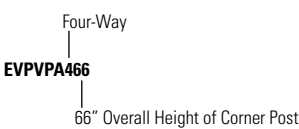
panel connectors



Slotted posts are included with each Variable-Height Corner Post. The height of each slotted post must be specified when ordering a Variable-Height Corner Post. Slotted post height is determined by the height of the connecting panel run.

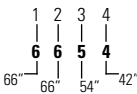
Example

Step 1 Specify base code listed on pricing page.



Segmented Panel

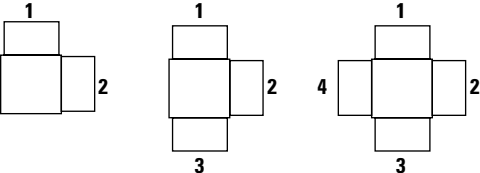
Step 2 Specify slotted post heights.



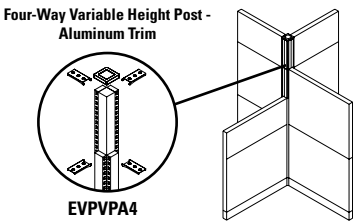
Note: To specify height, use the first number of the connecting panel run height dimension.

Slotted Post Positions

As illustrated in the example below, start with position 1 and continue clockwise specifying the height of each slotted post.



Sample Configuration - EVPVPA466-6654



PANEL CONNECTORS BY TYPE

Inline Connector 121-123

- Inline Connector
- Inline Connector for Light Panels
- Inline Connector for Beltline Powered Panels
- Inline Connector for Beltline Powered Light Panels
- Inline Variable - Height Connector
- Inline Variable - Height Connector for Light Panels
- Inline Variable - Height Connector for Beltline Powered Panels
- Inline Variable - Height Connector for Beltline Powered Light Panels

End-of-Run 124

- End-of-Run Post Kit (Wall Mountable) - Aluminum Trim
- End-of-Run Post Kit for Light Panels (Wall Mountable) - Aluminum Trim

Two-Way Post 125-128

- Two-Way Post - Aluminum Trim
- Two-Way Post for Light Panels - Aluminum Trim
- Two-Way Post for Beltline Powered Panels - Aluminum Trim
- Two-Way Post for Beltline Powered Light Panels - Aluminum Trim
- Two-Way Variable - Height Post - Aluminum Trim
- Two-Way Variable - Height Post for Light Panels - Aluminum Trim
- Two-Way Variable - Height Post for Beltline Powered Panels - Aluminum Trim
- Two-Way Variable - Height Post for Beltline Powered Light Panels - Aluminum Trim

Three-Way Post 129-132

- Three-Way Post - Aluminum Trim
- Three-Way Post for Light Panels - Aluminum Trim
- Three-Way Post for Beltline Powered Panels - Aluminum Trim
- Three-Way Post for Beltline Powered Light Panels - Aluminum Trim
- Three-Way Variable - Height Post - Aluminum Trim
- Three-Way Variable - Height Post for Light Panels - Aluminum Trim
- Three-Way Variable - Height Post for Beltline Powered Panels - Aluminum Trim
- Three-Way Variable - Height Post for Beltline Powered Light Panels - Aluminum Trim

Four-Way Post 133-136

- Four-Way Post
- Four-Way Post for Light Panels
- Four-Way Post for Beltline Powered Panels
- Four-Way Post for Beltline Powered Light Panels
- Four-Way Variable - Height Post - Aluminum Trim
- Four-Way Variable - Height Post for Light Panels - Aluminum Trim
- Four-Way Variable - Height Post for Beltline Powered Panels - Aluminum Trim
- Four-Way Variable - Height Post for Beltline Powered Light Panels - Aluminum Trim

One-Way Post 137-138

- One-Way Post - Aluminum Trim
- One-Way Post for Light Panels - Aluminum Trim
- One-Way Post for Beltline Powered Panels - Aluminum Trim
- One-Way Post for Beltline Powered Light Panels - Aluminum Trim

Inline Two-Way Post 139-140

- Inline Two-Way Post - Aluminum Trim
- Inline Two-Way Post for Light Panels - Aluminum Trim
- Inline Two-Way Post for Beltline Powered Panels - Aluminum Trim
- Inline Two-Way Post for Beltline Powered Light Panels - Aluminum Trim

60 Degree 141-143

- Two-Way 60 Degree Post - Aluminum Trim
- Two-Way 60 Degree Post for Beltline Powered Panels - Aluminum Trim
- Two-Way 60 Degree Variable - Height Post - Aluminum Trim
- Two-Way 60 Degree Variable - Height Post for Beltline Powered Panels - Aluminum Trim
- Three-Way 60 Degree Post for Beltline Powered Panels
- Three-Way 60 Degree Post for Beltline Powered Light Panels
- Three-Way 60 Degree Variable - Height Post - Aluminum Trim
- Three-Way 60 Degree Variable - Height Post for Beltline Powered Panels - Aluminum Trim

45 Degree 143-144

- Two-Way 45 Degree Post
- Two-Way 45 Degree Variable - Height Post

Upmount End of Run 144-145

- Upmount End-of-Run Post Kit (Wall Mountable) - Aluminum
- Upmount End-of-Run Post Kit for Light Panels (Wall Mountable) - Aluminum
- Upmount End-of-Run Trim - Aluminum
- Upmount End-of-Run Trim for Light Panels - Aluminum

Extension 146-149

- Inline Extension Connector - Slotted
- End-of-Run Extension Connector - Slotted - Aluminum
- Two-Way Post Extension - Slotted - Aluminum
- Three-Way Post Extension - Slotted - Aluminum
- Four-Way Post Extension - Slotted
- One-Way Post Extension - Slotted - Aluminum
- Inline Two-Way Post Extension - Slotted - Aluminum
- Two-Way 60 Degree Post Extension - Slotted - Aluminum
- Three-Way 60 Degree Post Extension - Slotted - Aluminum
- One-Way 60 Degree Post Extension - Slotted - Aluminum
- Two-Way 45 Degree Post Extension - Slotted - Aluminum
- One-Way 45 Degree Post Extension - Slotted - Aluminum


Trims 150-153

- Upmount Extension Trim - Aluminum
- End-of-Run Trim - Aluminum
- End-of-Run Trim for Light Panels - Aluminum
- Panel Trim Variable Height - Aluminum
- Panel Extension Trim - Aluminum
- Flat Trim - Aluminum
- Flat Trim for Light Panels - Aluminum
- Flat Extension Trim - Aluminum
- Panel Top Trim - Aluminum
- Panel Top Single Notched Trim - Aluminum
- Panel Top Double Notched Trim - Aluminum
- Slot Cover




EVPIC - INLINE CONNECTOR

- Connects two panels of equal height in a straight run.
 - Provides slotted support for worksurfaces and hang-on storage components.
- Includes one slotted connector with leveling glide and connecting hardware.
 - Connectors available without slots, as a special at no upcharge. Contact Customer Support.

DESCRIPTION	PRODUCT CODE	LIST PRICE	DIMENSIONS/INCHES		
			H	W	D
	Inline Connector	EVPIC30	74	30	2
		EVPIC42	86	42	2
		EVPIC48	90	48	2
		EVPIC54	92	54	2
		EVPIC66	102	60	2


EVPLTIC - LIGHT PANEL INLINE CONNECTOR LEG WITH TRIMS

- Connects two Light panel in straight run.
 - Provides slotted support for worksurfaces and hang on components.
 - Includes one slotted connector with leveling glide with leg and trims and connecting hardware.
- Connectors available without slots, as a special at no extra charge. Contact customer support.

DESCRIPTION	PRODUCT CODE	LIST PRICE	DIMENSIONS/INCHES		
			H	W	D
	Light Panel Inline Connector Leg with Trims	EVPLTIC30	74	30	2
		EVPLTIC42	86	42	2
		EVPLTIC48	90	48	2
		EVPLTIC54	92	54	2
		EVPLTIC66	102	66	2


EVPBIC - INLINE CONNECTOR FOR BELTLINE POWERED PANELS

- Connects two Beltline Powered panels of equal height in a straight run.
 - Provides slotted support for worksurfaces and hang-on storage components.
- Includes one slotted connector with leveling glide and connecting hardware.
 - Connectors available without slots, as a special at no upcharge. Contact Customer Support.

DESCRIPTION	PRODUCT CODE	LIST PRICE	DIMENSIONS/INCHES		
			H	W	D
	Inline Connector for Beltline Powered Panels	EVPBIC42	86	42	2
		EVPBIC54	92	54	2
		EVPBIC66	102	66	2

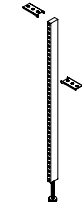
EVPBLTIC - BELTLINE LIGHT PANEL INLINE CONNECTOR LEG WITH TRIMS

- Connects two Light panel in straight run.
 - Provides slotted support for worksurfaces and hang on components.
 - Includes one slotted connector with leveling glide with leg and trims and connecting hardware.
- Connectors available without slots, as a special at no extra charge. Contact customer support.

DESCRIPTION	PRODUCT CODE	LIST PRICE	DIMENSIONS/INCHES		
			H	W	D
	Beltline Light Panel Inline Connector	EVPBLTIC42	86	42	2
	Leg with trims	EVPBLTIC54	92	54	2
		EVPBLTIC66	102	66	2


EVPVC - INLINE VARIABLE - HEIGHT CONNECTOR

- Connects two panels of differing height in a straight run.
 - Connector must reference taller panel.
 - Can be used for any variation of panel heights.
 - Variable-height trim must be ordered separately (see EVPTVAXX)
- Provides slotted support for worksurfaces and hang-on storage components.
 - Includes one slotted connector with leveling glide and connecting hardware.
 - Connectors available without slots, as a special at no upcharge. Contact Customer Support.
 - Please see page 92 on how to specify.

DESCRIPTION	PRODUCT CODE	LIST PRICE	DIMENSIONS/INCHES		
			H	W	D
	Inline Variable - Height Connector	EVPVC42	92	42	2
		EVPVC48	94	48	2
		EVPVC54	95	54	2
		EVPVC66	104	66	2

EVPLTVC - INLINE VARIABLE HEIGHT CONNECTOR WITH LEG WITH TRIMS

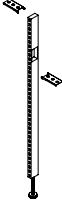
- Connects two Light panels of differing height in straight run.
 - Connector must reference taller panel.
 - Can be used for any variation of panel height.
 - Variable height trim must be ordered separately (see EVPTVAXx).
- Provides slotted support for worksurfaces and hang on components.
 - Includes one slotted connector with leveling glide with leg and trims and connecting hardware.
 - Connectors available without slots, as a special at no extra charge. Contact customer support.

DESCRIPTION	PRODUCT CODE	LIST PRICE	DIMENSIONS/INCHES		
			H	W	D
	Inline Variable Height Connector	EVPLTVC42	92	42	2
	with Leg with Trims	EVPLTVC48	94	48	2
		EVPLTVC54	95	54	2
		EVPLTVC66	104	66	2




EVPBVC - INLINE VARIABLE - HEIGHT CONNECTOR FOR BELTLINE POWERED PANELS

- Connects two Beltline Powered panels of differing height in a straight run.
 - Connector must reference taller panel.
 - Can be used for any variation of panel heights.
 - Variable-height trim must be ordered separately (see EVPTVAXX)
- Provides slotted support for worksurfaces and hang-on storage components.
 - Includes one slotted connector with leveling glide and connecting hardware.
 - Connectors available without slots, as a special at no upcharge. Contact Customer Support.
 - Please see page 92 on how to specify.

DESCRIPTION	PRODUCT CODE	LIST PRICE	DIMENSIONS/INCHES		
			H	W	D
	Inline Variable - Height Connector for Beltline Powered Panels	EVPBVC54	95	54	2
		EVPBVC66	104	66	2


EVPBLCVC - INLINE VARIABLE HEIGHT CONNECTOR FOR BELTLINE LIGHT PANEL

- Connects two Light panels of differing height in straight run.
 - Connector must reference taller panel.
 - Can be used for any variation of panel height.
 - Variable height trim must be ordered separately (see EVPTVAXx)
- Provides slotted support for worksurfaces and hang on components.
 - Includes one slotted connector with leveling glide with leg and trims and connecting hardware.
 - Includes one slotted connector with leveling glide with leg and trims and connecting hardware.

DESCRIPTION	PRODUCT CODE	LIST PRICE	DIMENSIONS/INCHES		
			H	W	D
	Inline Variable Height Connector	EVPBLCVC54	95	54	2
		EVPBLCVC66	104	60	2


EVPERA - END-OF-RUN POST KIT (WALL MOUNTABLE) - ALUMINUM TRIM

- Connects at the end of a panel run and can be used to attach a panel to a fixed wall.
 - Adds 1" to the width of the panel run.
 - Provides slotted support for worksurfaces and hang-on storage components.
 - Includes one slotted connector with leveling glide, connecting hardware and trim kit.
- Can be attached to face of another panel to provide off-modular panel connection.
 - Connectors available without slots, as a special at no upcharge. Contact Customer Support.

	DESCRIPTION	PRODUCT CODE	LIST PRICE	DIMENSIONS/INCHES		
				H	W	D
	End-of-Run Post Kit (Wall Mountable) - Aluminum Trim	EVPERA30	90	30	2 7/8	
		EVPERA42	102	42	2 7/8	
		EVPERA48	109	48	2 7/8	
		EVPERA54	123	54	2 7/8	
		EVPERA66	136	66	2 7/8	


EVPLTERA - END OF RUN POST KIT FOR LIGHT PANEL

- Connects at end of Light panel and can attach to a panel to fixed wall.
 - Adds 1" to width of panel run.
 - Provides slotted support for worksurfaces and hang on components.
 - Includes one slotted connector with leveling glide with leg and trims and connecting hardware.
- Can be attached to face of another panel to provide off modular connection.
 - Connectors available without slots, as a special at no extra charge. Contact customer support.

	DESCRIPTION	PRODUCT CODE	LIST PRICE	DIMENSIONS/INCHES		
				H	W	D
	End of run post kit for Light Panel	EVPLTERA30	90	30	2	
		EVPLTERA42	102	42	2	
		EVPLTERA48	109	48	2	
		EVPLTERA54	123	54	2	
		EVPLTERA66	136	66	2	


EVPCPA2 - TWO-WAY POST - ALUMINUM TRIM

- Connects two panels of equal height in a 90 degree configuration.
 - Post and connecting hardware adds 3.25" to the panel run.
 - Provides slotted support for worksurfaces and hang-on storage components.
- Includes one post, two slotted connectors with leveling glides, connecting hardware and trim kit.
 - Connectors available without slots, as a special at no upcharge. Contact Customer Support.

DESCRIPTION	PRODUCT CODE	LIST PRICE	DIMENSIONS/INCHES		
			H	W	D
	Two-Way Post - Aluminum Trim	EVPCPA230	168	30	2 7/8
		EVPCPA242	209	42	2 7/8
		EVPCPA248	223	48	2 7/8
		EVPCPA254	259	54	2 7/8
		EVPCPA266	304	66	2 7/8


EVPLTCPA2 - TWO WAY CORNER POST FOR LIGHT PANEL

- Connects two Light panel of equal height in 90 degree configuration.
 - Post and connecting hardware add 3.25" to power beam run.
 - Provides slotted support for worksurfaces and hang on components.
 - Includes post, panel connectors and power beam connectors, post with trim all around, levelling glide, hardware and trim kit.
- Leg trim matches selected trim color.
 - Connectors available without slots, as a special at no extra charge. Contact customer support.

DESCRIPTION	PRODUCT CODE	LIST PRICE	DIMENSIONS/INCHES		
			H	W	D
	Two Way Corner Post for Light Panel	EVPLTCPA230	168	30	2 7/8
		EVPLTCPA242	209	42	2 7/8
		EVPLTCPA248	223	48	2 7/8
		EVPLTCPA254	259	54	2 7/8
		EVPLTCPA266	304	66	2 7/8

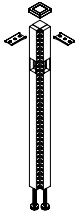
EVPLTCPA2P- TWO WAY CORNER POST FOR LIGHT PANEL

- Connects Light panel and Panel of equal height in 90 degree configuration.
 - Post and connecting hardware add 3.25" to power beam run.
 - Provides slotted support for worksurfaces and hang on components.
 - Includes post, panel connectors and power beam connectors, post with trim all around, levelling glide, hardware and trim kit.
- Leg trim matches selected trim color.
 - Connectors are available without slots, as a special at no extra charge. Contact customer support.

DESCRIPTION	PRODUCT CODE	LIST PRICE	DIMENSIONS/INCHES		
			H	W	D
	Two Way Corner Post for Light Panel	EVPLTCPA230P	168	30	2 7/8
		EVPLTCPA242P	209	42	2 7/8
		EVPLTCPA248P	223	48	2 7/8
		EVPLTCPA254P	259	54	2 7/8
		EVPLTCPA266P	304	66	2 7/8


EVPBCPA2 - TWO-WAY POST FOR BELTLINE POWERED PANELS - ALUMINUM TRIM

- Connects two Beltline Powered panels of equal height in a 90 degree configuration.
 - Post and connecting hardware adds 3.25" to the panel run.
 - Provides slotted support for worksurfaces and hang-on storage components.
- Includes one post, two slotted connectors with leveling glides, connecting hardware and trim kit.
 - Connectors available without slots, as a special at no upcharge. Contact Customer Support.

DESCRIPTION	PRODUCT CODE	LIST PRICE	DIMENSIONS/INCHES		
			H	W	D
	Two-Way Post for Beltline Powered Panels - Aluminum Trim	EVPBCPA242	209	42	2 7/8
		EVPBCPA254	259	54	2 7/8
		EVPBCPA266	304	66	2 7/8


EVPBLTCPA2 - TWO WAY CORNER POST FOR BELTLINE LIGHT PANEL

- Connects two Light panel of equal height in 90 degree configuration.
 - Post and connecting hardware add 3.25" to power beam run.
 - Provides slotted support for worksurfaces and hang on components.
 - Includes post, panel connectors and power beam connectors, post with trim all around, levelling glide, hardware and trim kit.
- Leg trim matches selected trim color.
 - Connectors available without slots, as a special at no extra charge. Contact customer support.

DESCRIPTION	PRODUCT CODE	LIST PRICE	DIMENSIONS/INCHES		
			H	W	D
	Two Way Corner Post for Beltline Light Panel	EVPBLTCPA242	209	42	2
		EVPBLTCPA248	223	48	2
		EVPBLTCPA254	259	54	2
		EVPBLTCPA266	304	66	2

EVPBLTCPA2P - TWO WAY CORNER POST FOR BELTLINE LIGHT PANEL

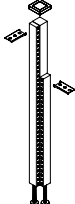
- Connects Beltline Light panel and Beltline Panel of equal height in 90 degree configuration.
 - Post and connecting hardware add 3.25" to power beam run.
 - Provides slotted support for worksurfaces and hang on components.
 - Includes post, panel connectors and power beam connectors, post with trim all around, levelling glide, hardware and trim kit.
- Leg trim matches selected trim color.
 - Connectors are available without slots, as a special at no extra charge. Contact customer support.

DESCRIPTION	PRODUCT CODE	LIST PRICE	DIMENSIONS/INCHES		
			H	W	D
	Two Way Corner Post for Beltline Light Panel	EVPBLTCPA242P	209	42	2 7/8
		EVPBLTCPA248P	223	48	2 7/8
		EVPBLTCPA254P	259	54	2 7/8
		EVPBLTCPA266P	304	66	2 7/8




EVVPA2 - TWO-WAY VARIABLE - HEIGHT POST - ALUMINIM TRIM

- Connects two panels of differing height in a 90 degree configuration.
- Connector must reference taller panel.
- Post and connecting hardware adds 3.25" to the panel run.
- Provides slotted support for worksurfaces and hang-on storage components.
- Includes one post, two slotted connectors with leveling glides, connecting hardware and trim kit.
- Connectors available without slots as a special at no upcharge. Contact Customer Support
- Please see page 92 on how to specify.

DESCRIPTION	PRODUCT CODE	LIST PRICE	DIMENSIONS/INCHES		
			H	W	D
 Two-Way Variable - Height Post - Aluminum Trim	EVVPA242	209	42	2 7/8	
	EVVPA248	233	48	2 7/8	
	EVVPA254	259	54	2 7/8	
	EVVPA266	304	66	2 7/8	


EVPLTVA2 - TWO WAY VARIABLE HEIGHT CORNER POST FOR LIGHT PANEL

- Connects two Light panel of differing height in 90 degree configuration.
- Connector must reference taller panel.
- Post and connecting hardware add 3.25" to power beam run.
- Provides slotted support for worksurfaces and hang on components.
- Includes post, panel connectors and power beam connectors, post with trim all around, levelling glide, hardware and trim kit.
- Leg trim matches selected trim color.
- Connectors available without slots, as a special at no extra charge. Contact customer support.

DESCRIPTION	PRODUCT CODE	LIST PRICE	DIMENSIONS/INCHES		
			H	W	D
 Two Way Variable Height Corner Post for Beltline Light Panel	EVPLTVA242	209	42	2 7/8	
	EVPLTVA248	223	48	2 7/8	
	EVPLTVA254	259	54	2 7/8	
	EVPLTVA266	304	66	2 7/8	

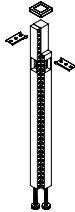
EVPLTVA2P- TWO WAY VARIABLE HEIGHT CORNER POST FOR LIGHT PANEL - PANEL

- Connects Light panel and Panel of differing height in 90 degree configuration.
- Connector must reference taller panel.
- Post and connecting hardware add 3.25" to power beam run.
- Provides slotted support for worksurfaces and hang on components.
- Includes post, panel connectors and power beam connectors, post with trim all around, levelling glide, hardware and trim kit.
- Leg trim matches selected trim color.
- Connectors are available without slots, as a special at no extra charge. Contact customer support.

DESCRIPTION	PRODUCT CODE	LIST PRICE	DIMENSIONS/INCHES		
			H	W	D
 Two Way Variable Height Corner Post for Light Panel-Panel	EVPLTVA242P	209	42	2 7/8	
	EVPLTVA248P	223	48	2 7/8	
	EVPLTVA254P	259	54	2 7/8	
	EVPLTVA266P	304	66	2 7/8	


EVPBVPA2 - TWO-WAY VARIABLE - HEIGHT POST FOR BELTLINE POWERED PANELS - ALUMINIM TRIM

- Connects two Beltline Powered panels of differing height in a 90 degree configuration.
 - Connector must reference taller panel.
 - Post and connecting hardware adds 3.25" to the panel run.
 - Provides slotted support for worksurfaces and hang-on storage components.
- Includes one post, two slotted connectors with leveling glides, connecting hardware and trim kit.
 - Connectors available without slots, as a special at no upcharge. Contact Customer Support.

DESCRIPTION	PRODUCT CODE	LIST PRICE	DIMENSIONS/INCHES		
			H	W	D
 Two-Way Variable - Height Post for Beltline Powered Panels - Aluminum Trim	EVPBVPA254	259	54	2 7/8	
	EVPBVPA266	304	66	2 7/8	


EVPBLTVPA2 - TWO WAY VARIABLE HEIGHT CORNER POST FOR BELTLINE LIGHT PANEL

- Connects two Light panel of differing height in 90 degree configuration.
 - Connector must reference taller panel.
 - Post and connecting hardware add 3.25" to power beam run.
 - Provides slotted support for worksurfaces and hang on components.
 - Leg trim matches selected trim color.
- Includes post, panel connectors and power beam connectors, post with trim all around, levelling glide, hardware and trim kit.
 - Connectors available without slots, as a special at no extra charge. Contact customer support.

DESCRIPTION	PRODUCT CODE	LIST PRICE	DIMENSIONS/INCHES		
			H	W	D
 Two Way Variable Height Corner Post for Beltline Light Panel	EVPBLTVPA254	259	54	2 7/8	
	EVPBLTVPA266	304	66	2 7/8	

EVPBLTVPA2P - TWO WAY VARIABLE HEIGHT CORNER POST FOR BELTLINE LIGHT PANEL


- Connects Beltline Light panel and Beltline Panel of differing height in 90 degree configuration.
 - Connector must reference taller panel.
 - Post and connecting hardware add 3.25" to power beam run.
 - Provides slotted support for worksurfaces and hang on components.
- Includes post, panel connectors and power beam connectors, post with trim all around, levelling glide, hardware and trim kit.
 - Leg trim matches selected trim color.
 - Connectors are available without slots, as a special at no extra charge. Contact customer support.

DESCRIPTION	PRODUCT CODE	LIST PRICE	DIMENSIONS/INCHES		
			H	W	D
 Two Way Variable Height Corner Post for Beltline Light Panel	EVPBLTVPA254P	335	54	2 7/8	
	EVPBLTVPA266P	304	66	2 7/8	




EVPCPA3 - THREE-WAY POST - ALUMINUM TRIM

- Connects three panels of equal height in a "T" configuration.
 - Post and connecting hardware adds 3.25" to the panel run.
 - Provides slotted support for worksurfaces and hang-on storage components.
- Includes one post, three slotted connectors with leveling glides, connecting hardware and trim kit.
 - Connectors available without slots, as a special at no upcharge. Contact Customer Support.

DESCRIPTION	PRODUCT CODE	LIST PRICE	DIMENSIONS/INCHES		
			H	W	D
	Three-Way Post - Aluminum Trim	EVPCPA330	207	30	2 7/8
		EVPCPA342	277	42	2 7/8
		EVPCPA348	304	48	2 7/8
		EVPCPA354	335	54	2 7/8
		EVPCPA366	395	66	2 7/8


EVPLTCPA3 - THREE WAY CORNER POST FOR LIGHT PANEL

- Connects three Light panel of equal height in "T" configuration.
 - Post and connecting hardware add 3.25" to power beam run.
 - Provides slotted support for worksurfaces and hang on components.
 - Includes post, panel connectors and power beam connectors, post with trim all around, levelling glide, hardware and trim kit.
- Leg trim matches selected trim color.
 - Connectors available without slots, as a special at no extra charge. Contact customer support.

DESCRIPTION	PRODUCT CODE	LIST PRICE	DIMENSIONS/INCHES		
			H	W	D
	Three Way Corner Post for Light Panel	EVPLTCPA330	207	30	2 7/8
		EVPLTCPA342	277	42	2 7/8
		EVPLTCPA348	304	48	2 7/8
		EVPLTCPA354	335	54	2 7/8
		EVPLTCPA366	395	66	2 7/8


EVPLTCPA3P - THREE WAY CORNER POST FOR PANEL - LIGHT PANEL

- Connects one Light panel and two Panels of equal height in "T" configuration, Panel-Light Panel-Panel.
 - Post and connecting hardware add 3.25" to power beam run.
 - Provides slotted support for worksurfaces and hang on components.
 - Includes post, panel connectors and power beam connectors, post with trim all around, levelling glide, hardware and trim kit.
- Leg trim matches selected trim color.
 - Connectors are available without slots, as a special at no extra charge. Contact customer support.

DESCRIPTION	PRODUCT CODE	LIST PRICE	DIMENSIONS/INCHES		
			H	W	D
	Three Way Corner Post for Panel-Light Panel	EVPLTCPA330P	207	30	2 7/8
		EVPLTCPA342P	277	42	2 7/8
		EVPLTCPA348P	304	48	2 7/8
		EVPLTCPA354P	335	54	2 7/8
		EVPLTCPA366P	395	66	2 7/8


EVPLTCPA3PT - THREE WAY CORNER POST FOR LIGHT PANEL -PANEL-LIGHT PANEL

- Connects one Light panel and two Panels of equal height in “T” configuration , Light Panel-Panel-Light Panel.
 - Post and connecting hardware add 3.25” to Power Beam run.
 - Provides slotted support for worksurfaces and hang on components.
 - Includes post, panel connectors and power beam connectors, post with trim all around, leveling glide, hardware and trim kit.
- Leg trim matches selected trim color.
 - Connectors available without slots, as a special at no upcharge. Contact Customer Support.

DESCRIPTION	PRODUCT CODE	LIST PRICE	DIMENSIONS/INCHES		
			H	W	D
	Three-Way Corner Post	EVPLTCPA330PT	207	30	2 7/8
	Light Panel-Panel-Light Panel	EVPLTCPA342PT	277	42	2 7/8
		EVPLTCPA348PT	304	48	2 7/8
		EVPLTCPA354PT	335	54	2 7/8
		EVPLTCPA366PT	395	66	2 7/8

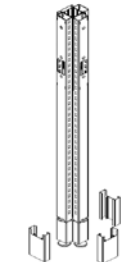
EVPBCPA3 - THREE-WAY POST FOR BELTLINE POWERED PANELS - ALUMINUM TRIM

- Connects three Beltline Powered panels of equal height in a “T” configuration.
 - Post and connecting hardware adds 3.25” to the panel run.
 - Provides slotted support for worksurfaces and hang-on storage components.
- Includes one post, three slotted connectors with leveling glides, connecting hardware and trim kit.
 - Connectors available without slots, as a special at no upcharge. Contact Customer Support.

DESCRIPTION	PRODUCT CODE	LIST PRICE	DIMENSIONS/INCHES		
			H	W	D
	Three-Way Post for Beltline	EVPBCPA342	277	42	2 7/8
	Powered Panels - Aluminum Trim	EVPBCPA354	335	54	2 7/8
		EVPBCPA366	395	66	2 7/8

EVPLTCPA3 - THREE WAY CORNER POST FOR BELTLINE LIGHT PANEL


- Connects three Light panel of equal height in “T” configuration.
 - Post and connecting hardware add 3.25” to power beam run.
 - Provides slotted support for worksurfaces and hang on components.
 - Includes post, panel connectors and power beam connectors, post with trim all around, levelling glide, hardware and trim kit.
- Leg trim matches selected trim color.
 - Connectors available without slots, as a special at no extra charge. Contact customer support.

DESCRIPTION	PRODUCT CODE	LIST PRICE	DIMENSIONS/INCHES		
			H	W	D
	Three Way Corner Post for Beltline Light Panel	EVPLTCPA342	277	42	2
		EVPLTCPA348	304	48	2
		EVPLTCPA354	335	54	2
		EVPLTCPA366	395	66	2



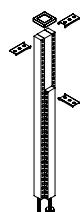
EVPBLTCPA3P - THREE WAY CORNER POST FOR BELTLINE LIGHT PANEL

- Connects one Beltline Light panel and two Beltline panels of equal height in "T" configuration.
- Post and connecting hardware add 3.25" to power beam run.
- Provides slotted support for worksurfaces and hang on components.
- Includes post, panel connectors and power beam connectors, post with trim all around, levelling glide, hardware and trim kit.
- Leg trim matches selected trim color.
- Connectors are available without slots, as a special at no extra charge. Contact customer support.

DESCRIPTION	PRODUCT CODE	LIST PRICE	DIMENSIONS/INCHES		
			H	W	D
 Three way Corner Post Light Panel	EVPBLTCPA342P	277	42	2 7/8	
	EVPBLTCPA348P	304	48	2 7/8	
	EVPBLTCPA354P	335	54	2 7/8	
	EVPBLTCPA366P	395	66	2 7/8	


EVVPA3 - THREE-WAY VARIABLE - HEIGHT POST - ALUMINUM TRIM

- Connects three panels of differing height in a "T" configuration.
- Connector must reference taller panel.
- Post and connecting hardware adds 3.25" to the panel run.
- Provides slotted support for worksurfaces and hang-on storage components.
- Includes one post, three slotted connectors with leveling glides, connecting hardware and trim kit.
- Connectors available without slots, as a special at no upcharge. Contact Customer Support.
- Please see page 92 on how to specify.

DESCRIPTION	PRODUCT CODE	LIST PRICE	DIMENSIONS/INCHES		
			H	W	D
 Three-Way Variable - Height Post - Aluminum Trim	EVVPA342	277	42	2 7/8	
	EVVPA348	304	48	2 7/8	
	EVVPA354	335	54	2 7/8	
	EVVPA366	395	66	2 7/8	

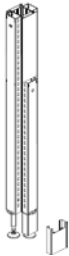
EVPLTVPA3 - THREE WAY VARIABLE HEIGHT CORNER POST FOR LIGHT PANEL

- Connects three Light panel of differing height in "T" configuration.
- Connector must reference taller panel.
- Post and connecting hardware add 3.25" to power beam run.
- Provides slotted support for worksurfaces and hang on components.
- Includes post, panel connectors and power beam connectors, post with trim all around, levelling glide, hardware and trim kit.
- Leg trim matches selected trim color.
- Connectors available without slots, as a special at no extra charge. Contact customer support.

DESCRIPTION	PRODUCT CODE	LIST PRICE	DIMENSIONS/INCHES		
			H	W	D
 Three Way Variable Height Corner Post for Light Panel	EVPLTVPA342	277	42	2 7/8	
	EVPLTVPA348	304	48	2 7/8	
	EVPLTVPA354	335	54	2 7/8	
	EVPLTVPA366	395	66	2 7/8	

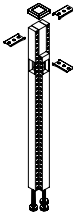
EVPLTVPA3P- THREE WAY VARIABLE HEIGHT CORNER POST FOR LIGHT PANEL - PANEL

- Connects one Light panel and two Panels of differing height in "T" configuration, Panel-Light Panel-Panel.
 - Connector must reference taller panel.
 - Post and connecting hardware add 3.25" to power beam run.
 - Provides slotted support for worksurfaces and hang on components.
- Includes post, panel connectors and power beam connectors, post with trim all around, levelling glide, hardware and trim kit.
 - Leg trim matches selected trim color.
 - Connectors are available without slots, as a special at no extra charge. Contact customer support.

DESCRIPTION	PRODUCT CODE	LIST PRICE	DIMENSIONS/INCHES		
			H	W	D
	Three Way Variable Height Corner Post for Panel-Light Panel-Panel	EVPLTVPA342P	277	42	2 7/8
		EVPLTVPA348P	304	48	2 7/8
		EVPLTVPA354P	335	54	2 7/8
		EVPLTVPA366P	395	66	2 7/8


EVPBVPA3 - THREE-WAY VARIABLE - HEIGHT POST FOR BELTLINE POWERED PANELS - ALUMINUM TRIM

- Connects three Beltline Powered panels of differing height in a "T" configuration.
 - Connector must reference taller panel.
 - Post and connecting hardware adds 3.25" to the panel run.
 - Provides slotted support for worksurfaces and hang-on storage components.
- Includes one post, three slotted connectors with leveling glides, connecting hardware and trim kit.
 - Connectors available without slots, as a special at no upcharge. Contact Customer Support.
 - Please see page 92 on how to specify.

DESCRIPTION	PRODUCT CODE	LIST PRICE	DIMENSIONS/INCHES		
			H	W	D
	Three-Way Variable - Height Post for Beltline Powered Panels - Aluminum Trim	EVPBVPA354	335	54	2 7/8
		EVPBVPA366	395	66	2 7/8


EVPBLTVPA3 - THREE WAY VARIABLE HEIGHT CORNER POST FOR BELTLINE LIGHT PANEL

- Connects one Beltline Light panel and two beltline Panels of differing height in “T” configuration.
 - Connector must reference taller panel.
 - Post and connecting hardware add 3.25” to power beam run.
 - Provides slotted support for worksurfaces and hang on components.
- Includes post, panel connectors and power beam connectors, post with trim all around, levelling glide, hardware and trim kit.
 - Leg trim matches selected trim color.
 - Connectors available without slots, as a special at no extra charge. Contact customer support.

DESCRIPTION	PRODUCT CODE	LIST PRICE	DIMENSIONS/INCHES		
			H	W	D
	Three Way Variable Height Corner Post for Beltline Light Panel	EVPBLTVPA354	335	54	2 7/8
		EVPBLTVPA366	395	66	2 7/8


EVPBLTVPA3P - THREE WAY VARIABLE HEIGHT CORNER POST FOR BELTLINE LIGHT PANEL

- Connects one Beltline Light panel and two Beltline panels of equal height in “T” configuration.
 - Connector must reference taller panel.
 - Post and connecting hardware add 3.25” to power beam run.
 - Provides slotted support for worksurfaces and hang on components.
- Includes post, panel connectors and power beam connectors, post with trim all around, levelling glide, hardware and trim kit.
 - Leg trim matches selected trim color.
 - Connectors are available without slots, as a special at no extra charge. Contact customer support.

DESCRIPTION	PRODUCT CODE	LIST PRICE	DIMENSIONS/INCHES		
			H	W	D
	Three Way Variable Height Corner Post for Beltline	EVPBLTVPA354P	335	54	2 7/8
	Light Panel	EVPBLTVPA366P	395	66	2 7/8


EVPCP4 - FOUR-WAY POST

- Connects four panels of equal height in a “+” configuration.
 - Post and connecting hardware adds 3.25” to the panel run.
 - Provides slotted support for worksurfaces and hang-on storage components.
- Includes one post, four slotted connectors with leveling glides and connecting hardware.
 - Connectors available without slots, as a special at no upcharge. Contact Customer Support.

DESCRIPTION	PRODUCT CODE	LIST PRICE	DIMENSIONS/INCHES		
			H	W	D
	Four-Way Post	EVPCP430	257	30	2 7/8
		EVPCP442	325	42	2 7/8
		EVPCP448	360	48	2 7/8
		EVPCP454	393	54	2 7/8
		EVPCP466	459	66	2 7/8


EVPLTCPA4 - FOUR WAY CORNER POST FOR LIGHT PANEL

- Connects three Light panel of equal height in “+” configuration.
 - Post and connecting hardware add 3.25” to power beam run.
 - Provides slotted support for worksurfaces and hang on components.
 - Includes post, panel connectors and power beam connectors, post with trim all around, levelling glide, hardware and trim kit.
- Leg trim matches selected trim color.
 - Connectors available without slots, as a special at no extra charge. Contact customer support.

DESCRIPTION	PRODUCT CODE	LIST PRICE	DIMENSIONS/INCHES		
			H	W	D
	Four Way Corner Post for Light Panel	EVPLTCPA430	257	30	2 7/8
		EVPLTCPA442	325	42	2 7/8
		EVPLTCPA448	360	48	2 7/8
		EVPLTCPA454	393	54	2 7/8
		EVPLTCPA466	459	66	2 7/8


EVPLTCPA4P- FOUR WAY CORNER POST FOR LIGHT PANEL - PANEL

- Connects two Beltline Light panel and two Beltline Panels of equal height in “+” configuration.
 - Post and connecting hardware add 3.25” to power beam run.
 - Provides slotted support for worksurfaces and hang on components.
- Includes post, panel connectors and power beam connectors, post with trim all around, levelling glide, hardware and trim kit.
 - Leg trim matches selected trim color.
 - Connectors are available without slots, as a special at no extra charge. Contact customer support.

DESCRIPTION	PRODUCT CODE	LIST PRICE	DIMENSIONS/INCHES		
			H	W	D
	Four Way Corner Post for Light Panel-Panel	EVPLTCPA430P	257	30	2 7/8
		EVPLTCPA442P	325	42	2 7/8
		EVPLTCPA448P	360	48	2 7/8
		EVPLTCPA454P	393	54	2 7/8
		EVPLTCPA466P	459	66	2 7/8


EVPBCP4 - FOUR-WAY POST FOR BELTLINE POWERED PANELS

- Connects four Beltline Powered panels of equal height in a “+” configuration.
 - Post and connecting hardware adds 3.25” to the panel run.
 - Provides slotted support for worksurfaces and hang-on storage components.
- Includes one post, four slotted connectors with leveling glides and connecting hardware.
 - Connectors available without slots, as a special at no upcharge. Contact Customer Support.

DESCRIPTION	PRODUCT CODE	LIST PRICE	DIMENSIONS/INCHES		
			H	W	D
	Four-Way Post for Beltline Powered Panels	EVPBCP442	325	42	2 7/8
		EVPBCP454	393	54	2 7/8
		EVPBCP466	459	66	2 7/8


EVBLTCPA4 - FOUR WAY CORNER POST FOR BELTLINE LIGHT PANEL

- Connects four Light panel of equal height in “+” configuration.
 - Post and connecting hardware add 3.25” to power beam run.
 - Provides slotted support for worksurfaces and hang on components.
 - Includes post, panel connectors and power beam connectors, post with trim all around, levelling glide, hardware and trim kit.
- Leg trim matches selected trim color.
 - Connectors available without slots, as a special at no extra charge. Contact customer support.

DESCRIPTION	PRODUCT CODE	LIST PRICE	DIMENSIONS/INCHES		
			H	W	D
	Four Way Corner Post for Beltline Light Panel	EVBLTCPA442	325	42	2
		EVBLTCPA448	360	48	2
		EVBLTCPA454	393	54	2
		EVBLTCPA466	459	66	2

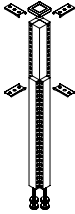
EVPLTVPA4P- FOUR WAY VARIABLE HEIGHT CORNER POST FOR LIGHT PANEL - PANEL

- Connects two Light panels and two Panels of differing height in “+” configuration, Panel-Light Panel-Panel-Light Panel.
 - Connector must reference taller panel.
 - Post and connecting hardware add 3.25” to power beam run.
 - Provides slotted support for worksurfaces and hang on components.
- Includes post, panel connectors and power beam connectors, post with trim all around, levelling glide, hardware and trim kit.
 - Leg trim matches selected trim color.
 - Connectors are available without slots, as a special at no extra charge. Contact customer support.

DESCRIPTION	PRODUCT CODE	LIST PRICE	DIMENSIONS/INCHES		
			H	W	D
	Three Way Variable Height Corner Post for Panel-Light Panel-Panel-Light Panel	EVPLTVPA442P	325	42	2 7/8
		EVPLTVPA448P	360	48	2 7/8
		EVPLTVPA454P	393	54	2 7/8
		EVPLTVPA466P	459	66	2 7/8

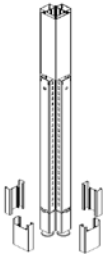
EVPVPA4 - FOUR-WAY VARIABLE - HEIGHT POST - ALUMINUM TRIM

- Connects four panels of differing heights in a “+” configuration.
 - Connector must reference taller panel.
 - Post and connecting hardware adds 3.25” to the panel run.
 - Provides slotted support for worksurfaces and hang-on storage components.
- Includes one post, four slotted connectors with leveling glides, connecting hardware and trim kit.
 - Connectors available without slots, as a special at no upcharge. Contact Customer Support.
 - Please see page 92 on how to specify.

DESCRIPTION	PRODUCT CODE	LIST PRICE	DIMENSIONS/INCHES		
			H	W	D
	Four-Way Variable - Height Corner Post - Aluminum Trim	EVPVPA442	325	42	2 7/8
		EVPVPA448	360	48	2 7/8
		EVPVPA454	393	54	2 7/8
		EVPVPA466	459	66	2 7/8


EVPLTVPA4 - FOUR WAY VARIABLE HEIGHT CORNER POST FOR LIGHT PANEL

- Connects four Light panel of differing height in “+” configuration.
 - Connector must reference taller panel.
 - Post and connecting hardware add 3.25” to power beam run.
 - Provides slotted support for worksurfaces and hang on components.
- Includes post, panel connectors and power beam connectors, post with trim all around, levelling glide, hardware and trim kit.
 - Leg trim matches selected trim color.
 - Connectors available without slots, as a special at no extra charge. Contact customer support.

DESCRIPTION	PRODUCT CODE	LIST PRICE	DIMENSIONS/INCHES		
			H	W	D
	Four Way Variable Height Corner Post for Light Panel	EVPLTVPA442	325	42	2 7/8
		EVPLTVPA448	360	48	2 7/8
		EVPLTVPA454	393	54	2 7/8
		EVPLTVPA466	459	66	2 7/8

EVPBLTCPA4P - FOUR WAY CORNER POST FOR BELTLINE LIGHT PANEL

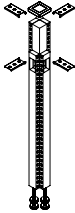
- Connects two Beltline Light panel and two Beltline Panels of equal height in “+” configuration.
 - Post and connecting hardware add 3.25” to power beam run.
 - Provides slotted support for worksurfaces and hang on components.
 - Leg trim matches selected trim color.
- Includes post, panel connectors and power beam connectors, post with trim all around, levelling glide, hardware and trim kit.
 - Connectors are available without slots, as a special at no extra charge. Contact customer support.

DESCRIPTION	PRODUCT CODE	LIST PRICE	DIMENSIONS/INCHES		
			H	W	D
	Four Way Corner Post Beltline Light Panel	EVPBLTCPA442P	257	42	2 7/8
		EVPBLTCPA448P	325	48	2 7/8
		EVPBLTCPA454P	360	54	2 7/8
		EVPBLTCPA466P	459	66	2 7/8




EVPBVPA4 - FOUR-WAY VARIABLE - HEIGHT POST FOR BELTLINE POWERED PANELS - ALUMINUM TRIM

- Connects four Beltline Powered panels of differing heights in an a "+" configuration.
 - Connector must reference taller panel.
 - Post and connecting hardware adds 3.25" to the panel run.
 - Provides slotted support for worksurfaces and hang-on storage components.
- Includes one post, four slotted connectors with leveling glides, connecting hardware and trim kit.
 - Connectors available without slots, as a special at no upcharge. Contact Customer Support.
 - Please see page 92 on how to specify.

DESCRIPTION	PRODUCT CODE	LIST PRICE	DIMENSIONS/INCHES		
			H	W	D
	Four-Way Variable - Height Post for Beltline Powered Panels - Aluminum Trim	EVPBVPA454	393	54	2 7/8
		EVPBVPA466	459	66	2 7/8


EVPBLTVPA4 - FOUR WAY VARIABLE HEIGHT CORNER POST FOR BELTLINE LIGHT PANEL

- Connects four Light panel of differing height in "+" configuration.
 - Connector must reference taller panel.
 - Post and connecting hardware add 3.25" to power beam run.
 - Provides slotted support for worksurfaces and hang on components.
- Includes post, panel connectors and power beam connectors, post with trim all around, levelling glide, hardware and trim kit.
 - Leg trim matches selected trim color.
 - Connectors available without slots, as a special at no extra charge. Contact customer support.

DESCRIPTION	PRODUCT CODE	LIST PRICE	DIMENSIONS/INCHES		
			H	W	D
	Four Way Variable Height Corner Post for Beltline Light Panel Aluminum Trim	EVPBLTVPA454	393	54	2 7/8
		EVPBLTVPA466	459	66	2 7/8

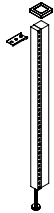
EVPBLTVPA4P- FOUR WAY VARIABLE HEIGHT CORNER POST FOR BELTLINE LIGHT PANEL

- Connects two Beltline Light panel and two Beltline Panels of differing height in "+" configuration.
 - Connector must reference taller panel.
 - Post and connecting hardware add 3.25" to power beam run.
 - Provides slotted support for worksurfaces and hang on components.
- Includes post, panel connectors and power beam connectors, post with trim all around, levelling glide, hardware and trim kit.
 - Leg trim matches selected trim color.
 - Connectors are available without slots, as a special at no extra charge. Contact customer support.

DESCRIPTION	PRODUCT CODE	LIST PRICE	DIMENSIONS/INCHES		
			H	W	D
	Four Way Variable Height Corner Post for Beltline Light Panel	EVPBLTVPA454P	393	54	2 7/8
		EVPBLTVPA466P	459	66	2 7/8


EVPCPA1 - ONE-WAY POST - ALUMINUM TRIM

- Connects at the end of a panel run in place of an EVPERA – End-of-Run Post Kit.
 - Should not be used to attach a panel to a fixed wall.
 - Post and connecting hardware adds 3.25" to the panel run.
 - Provides slotted support for worksurfaces and hang-on storage components.
- Includes one post and one slotted connector with a leveling glide, connecting hardware and trim kit.
 - Connectors available without slots, as a special at no upcharge. Contact Customer Support.

DESCRIPTION	PRODUCT CODE	LIST PRICE	DIMENSIONS/INCHES		
			H	W	D
	One-Way Post - Aluminum Trim	EVPCPA130	119	30	2 7/8
		EVPCPA142	136	42	2 7/8
		EVPCPA148	159	48	2 7/8
		EVPCPA154	182	54	2 7/8
		EVPCPA166	223	66	2 7/8


EVPLTCPA1 - ONE WAY CORNER POST FOR LIGHT PANEL

- Connects at end of Light panel run in place of EVPERA- End of run post kit..
 - Should not be used to attach panel to fixed wall.
 - Post and connecting hardware add 3.25" to power beam run.
 - Provides slotted support to worksurfaces and hang on components.
- Includes post, panel connectors and power beam connectors, post with trim all around, levelling glide, hardware and trim kit.
 - Connectors are available without slots, as a special at no extra charge. Contact customer support

DESCRIPTION	PRODUCT CODE	LIST PRICE	DIMENSIONS/INCHES		
			H	W	D
	One Way Corner Post for Light Panel	EVPLTCPA130	119	30	2 7/8
		EVPLTCPA142	136	30	2 7/8
		EVPLTCPA148	159	30	2 7/8
		EVPLTCPA154	182	30	2 7/8
		EVPLTCPA166	223	30	2 7/8


EVPBCPA1 - ONE-WAY POST FOR BELTLINE POWERED PANELS - ALUMINUM TRIM

- Connects at the end of a Beltline Powered panel run in place of an EVPERA – End-of-Run Post Kit.
 - Should not be used to attach a panel to a fixed wall.
 - Post and connecting hardware adds 3.25" to the panel run.
 - Provides slotted support for worksurfaces and hang-on storage components.
- Includes one post and one slotted connector with a leveling glide, connecting hardware and trim kit.
 - Connectors available without slots, as a special at no upcharge. Contact Customer Support.

DESCRIPTION	PRODUCT CODE	LIST PRICE	DIMENSIONS/INCHES		
			H	W	D
	One-Way Post for Beltline Powered Panels - Aluminum Trim				
	EVPBCPA142	136	42	2 7/8	
	EVPBCPA154	182	54	2 7/8	
	EVPBCPA166	223	66	2 7/8	

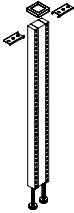
EVPBLTCPA1 - ONE WAY CORNER POST FOR BELTLINE LIGHT PANEL

- Connects at end of Light panel run in place of EVPERA- End of run post kit.
 - Should not be used to attach pane to fixed wall.
 - Post and connecting hardware add 3.25" to power beam run.
 - Provides slotted support for worksurfaces and hang on components.
- Includes post, panel connectors and power beam connectors, post with trim all around, levelling glide, hardware and trim kit.
 - Connectors are available without slots, as a special at no extra charge. Contact customer support.

DESCRIPTION	PRODUCT CODE	LIST PRICE	DIMENSIONS/INCHES		
			H	W	D
	One Way Corner Post for Beltline Light Panel				
	EVPBLTCPA142	136	42	2	
	EVPBLTCPA148	159	48	2	
	EVPBLTCPA154	182	54	2	
	EVPBLTCPA166	223	66	2	

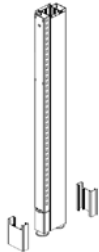
EVPIPA2 - INLINE TWO-WAY POST - ALUMINUM TRIM

- Connects two panels of equal height in a straight line in place of EVPIC – In-Line Connector.
 - Post and connecting hardware adds 3.25" to the panel run.
 - Provides slotted support for worksurfaces and hang-on storage components.
- Includes one post, two slotted connectors with leveling glides, connecting hardware and trim kit.
 - Connectors available without slots, as a special at no upcharge. Contact Customer Support.

	DESCRIPTION	PRODUCT CODE	LIST PRICE	DIMENSIONS/INCHES		
				H	W	D
	Inline Two-Way Post - Aluminum Trim	EVPIPA230	163	30	2 7/8	
		EVPIPA242	205	42	2 7/8	
		EVPIPA248	226	48	2 7/8	
		EVPIPA254	246	54	2 7/8	
		EVPIPA266	292	66	2 7/8	

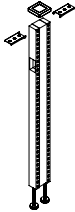
EVPLTIPA2 - INLINE TWO WAY CORNER POST LIGHT PANEL

- Connects two Light panel of equal height in straight run.
 - Post and connecting hardware add 3.25" to power beam run.
 - Provides slotted support for worksurfaces and hang on components.
 - Includes post, panel connectors and power beam connectors, post with trim all around, levelling glide, hardware and trim kit.
- Leg trim matches selected trim color.
 - Connectors are available without slots, as a special at no extra charge. Contact customer support.

	DESCRIPTION	PRODUCT CODE	LIST PRICE	DIMENSIONS/INCHES		
				H	W	D
	Inline Two way Corner Post Light Panel	EVPLTIPA230	163	30	2 7/8	
		EVPLTIPA242	205	42	2 7/8	
		EVPLTIPA248	226	48	2 7/8	
		EVPLTIPA254	246	54	2 7/8	
		EVPLTIPA266	292	66	2 7/8	


EVPBIPA2 - INLINE TWO-WAY POST FOR BELTLINE POWERED PANELS - ALUMINUM TRIM

- Connects two Beltline Powered panels of equal height in between a post in a straight line in place of EVPIC – In-Line Connector.
 - Post and connecting hardware adds 3.25” to the panel run.
 - Provides slotted support for worksurfaces and hang-on storage components.
- Includes one post, two slotted connectors with leveling glides, connecting hardware and trim kit.
 - Connectors available without slots, as a special at no upcharge. Contact Customer Support.

DESCRIPTION	PRODUCT CODE	LIST PRICE	DIMENSIONS/INCHES		
			H	W	D
	Inline Two-Way Post for Beltline Powered Panels - Aluminum Trim	EVPBIPA242	205	42	2 7/8
		EVPBIPA254	246	54	2 7/8
		EVPBIPA266	292	66	2 7/8


EVPBLTPIPA2 - INLINE TWO WAY CORNER POST BELTLINE LIGHT PANEL

- Connects two Light panel of equal height in straight run.
 - Post and connecting hardware add 3.25” to power beam run.
 - Provides slotted support for worksurfaces and hang on components.
 - Leg trim matches selected trim color.
- Includes post, panel connectors and power beam connectors, post with trim all around, levelling glide, hardware and trim kit.
 - Connectors are available without slots, as a special at no extra charge. Contact customer support.

DESCRIPTION	PRODUCT CODE	LIST PRICE	DIMENSIONS/INCHES		
			H	W	D
	Inline Two Way Corner Post Beltline Light Panel	EVPBLTPIPA242	205	42	2 7/8
		EVPBLTPIPA248	226	48	2 7/8
		EVPBLTPIPA254	246	54	2 7/8
		EVPBLTPIPA266	292	66	2 7/8

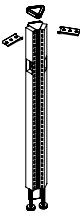
EVP6PA2 - TWO-WAY 60 DEGREE POST - ALUMINUM TRIM

- Connects two panels of equal height in a 120 degree configuration.
 - Provides slotted support for worksurfaces and hang-on storage components.
- Includes one 60 degree post, two slotted connectors with leveling glides, connecting hardware and trim kit.
 - Connectors available without slots as a special at no upcharge. Contact Customer Service.

	DESCRIPTION	PRODUCT CODE	LIST PRICE	DIMENSIONS/INCHES		
				H	W	D
	Two-Way 60 Degree Post - Aluminum	EVP6PA230	168	30	3.65	
		EVP6PA242	207	42	3.65	
		EVP6PA248	223	48	3.65	
		EVP6PA254	259	54	3.65	
		EVP6PA266	304	66	3.65	

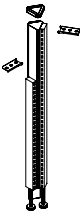
EVPB6PA2 - TWO-WAY 60 DEGREE POST FOR BELTLINE POWERED PANELS - ALUMINUM TRIM

- Connects two Beltline Powered panels of equal height in a 120 degree configuration.
 - Provides slotted support for worksurfaces and hang-on storage components.
- Includes one 60 degree post, two slotted connectors with leveling glides, connecting hardware and trim kit.
 - Connectors available without slots, as a special at no upcharge. Contact Customer Support.

	DESCRIPTION	PRODUCT CODE	LIST PRICE	DIMENSIONS/INCHES		
				H	W	D
	Two-Way 60 Degree Post for Beltline Powered Panels - Aluminum Trim	EVPB6PA242	239	42	3.65	
		EVPB6PA254	259	54	3.65	
		EVPB6PA266	304	66	3.65	

EVP6VPA2 - TWO-WAY 60 DEGREE VARIABLE - HEIGHT POST - ALUMINUM TRIM

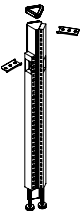
- Connects two panels of differing height in a 120 degree configuration.
 - Connector must reference taller panel.
 - Provides slotted support for worksurfaces and hang-on storage components.
- Includes one 60 degree post, two slotted connectors with leveling glides, connecting hardware and trim kit.
 - Connectors available without slots, as a special at no upcharge. Contact Customer Support.
 - Please see page 92 on how to specify.

	DESCRIPTION	PRODUCT CODE	LIST PRICE	DIMENSIONS/INCHES		
				H	W	D
	Two-Way 60 Degree Variable - Height Post - Aluminum Trim	EVP6VPA242	207	42	3.65	
		EVP6VPA248	233	48	3.65	
		EVP6VPA254	259	54	3.65	
		EVP6VPA266	306	66	3.65	



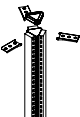
EVPB6VPA2 - TWO-WAY 60 DEGREEE VARIABLE - HEIGHT POST FOR BELTLINE POWERED PANELS - ALUMINUM TRIM

- Connects two Beltline Powered panels of differing height in a 120 degree configuration.
 - Connector must reference taller panel.
 - Provides slotted support for worksurfaces and hang-on storage components.
- Includes one 60 degree post, two slotted connectors with leveling glides, connecting hardware and trim kit.
 - Connectors available without slots, as a special at no upcharge. Contact Customer Support.
 - Please see page 92 on how to specify.

DESCRIPTION	PRODUCT CODE	LIST PRICE	DIMENSIONS/INCHES		
			H	W	D
	Two-Way 60 Degree Variable - Height	EVPB6VPA242	207	42	3.65
	Post for Beltline Powered Panels -	EVPB6VPA254	259	54	3.65
	Aluminum Trim	EVPB6VPA266	306	66	3.65

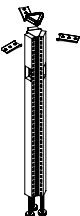
EVP6P3 - THREE-WAY 60 DEGREE POST

- Connects three panels of equal height in a 120 degree configuration.
 - Provides slotted support for worksurfaces and hang-on storage components.
- Includes one 60 degree post, three slotted connectors with leveling glides and connecting hardware.
 - Connectors available without slots, as a special at no upcharge. Contact Customer Support.

DESCRIPTION	PRODUCT CODE	LIST PRICE	DIMENSIONS/INCHES		
			H	W	D
	Three-Way 60 Degree Post	EVP6P330	206	30	3.65
		EVP6P342	274	42	3.65
		EVP6P348	304	48	3.65
		EVP6P354	335	54	3.65
		EVP6P366	395	66	3.65

EVPB6P3 - THREE-WAY 60 DEGREE POST FOR BELTLINE POWERED PANELS

- Connects three Beltline Powered panels of equal height in a 120 degree configuration.
 - Provides slotted support for worksurfaces and hang-on storage components.
- Includes one 60 degree post, three slotted connectors with leveling glides and connecting hardware.
 - Connectors available without slots, as a special at no upcharge. Contact Customer Support.

DESCRIPTION	PRODUCT CODE	LIST PRICE	DIMENSIONS/INCHES		
			H	W	D
	Three-Way 60 Degree Post	EVPB6P342	262	42	3.65
	for Beltline Powered Panels	EVPB6P354	319	54	3.65
		EVPB6P366	376	66	3.65