



GRAZIE® SEATING

PRICE LIST

January 3, 2011

Updated January 18, 2023

800.424.2432



Ordering COM, COL, COV and Shipping Location		
	BONDUEL, GREEN BAY, ONTARIO, and TUPELO	3
Grazie®		
	Stack Seating General Information	4
	Stack Seating Color Options	7
	Stack Chairs	8
	Dolly	14
	Cafe Stools	15
	Tandem Seating General Information	16
	Tandem Seating Color Options	17
	Tandem Seating	18
	Task Seating General Information	23
	Task Seating Color Options	24
	Task Chairs	25
	Task Stools	26

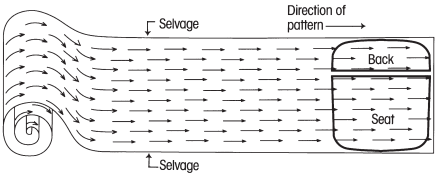


How to Specify C.O.M. Upholstery
Textile designs often have intricate patterns. Not all individuals will interpret fabric direction in the same manner.

As a standard procedure, KI cuts fabrics off the roll in a horizontal fashion as shown in Diagram A at the right. By cutting in this fashion, most waste is eliminated. Our requirements for yardage in this book are based on this type of cutting. When directional or patterned fabrics are used, they often require more yardage than solid colors.

By providing KI with a completely filled-out copy of the form on this page, we will be able to expedite your order. We find it particularly helpful with directional or patterned upholstery material. It is critical that copies of this form accompany test quantities as well as production quantities of C.O.M.

C.O.M. must be supplied in continuous yardage.



C.O.M., C.O.L. and C.O.V. Testing

KI will require for testing actual yardage to upholster one chair. The testing requirements depend on which chair you have selected on your order.

Test samples will be applied to the order and will be held for 6 months if needed. After 6 months, the sample can no longer be applied to your order. For all products to be tested, send test samples for approval to:

KI
Attn: C.O.M. Specialist
1687 Westminster Drive, Gate 3
Green Bay WI 54302

To expedite the procedure, attach a copy of the "C.O.M. Information Form" on this page.

All C.O.M., C.O.L. and C.O.V. must be labeled with the purchase order number.

C.O.M., C.O.L. and C.O.V. Production

Customer's fabrics and leathers must be approved prior to acceptance for production. Upon test approval, a 1" square sample swatch of upholstery material must accompany the order. KI assumes no responsibility for wear, defects or performance of customer's own fabrics, vinyl or leather. C.O.M., C.O.L. and C.O.V. orders are available on a deferred delivery basis.

Orders for production of C.O.M., C.O.L. and C.O.V. upholstered products are not scheduled for processing until upholstery material is received. Upon receipt, KI will provide an acknowledgement and an estimated shipping date.

KI recommends that leather be ordered in yardage. Leather must be usable. The outer edges cannot be calculated as square feet or yardage.

The C.O.M., C.O.L. and C.O.V. yardage requirements accompanying products in the pricing section are for 10 chairs/seats or less, 54" wide nondirectional material. On larger orders, less material is required.

For exact production yardage requirements, call 1-800-424-2432, ext. 2707.

C.O.M., C.O.L. and C.O.V. Order Processing
For products shipped from Green Bay, WI facility, ship upholstery material to:

KI
Attn: C.O.M. Storage
1687 Westminster Drive, Gate 3
Green Bay, WI 54302

For products shipped from Bonduel, WI facility, ship material to:

KI
Attn: C.O.M. Storage
204 West South Street
Bonduel, WI 54107

For products shipped from Ontario, CA facility, ship material to:

Avail/Impress/Kismet/Medical & Laboratory Stools/Pilot
Attn: C.O.M. Storage
1110 S. Mildred Ave.
Ontario, CA 91761

Intricate Patterns

In the event of specific requirements for positioning of intricate patterns or pattern repeats on seats and backrests, provide a sketch noting requirements, as in Diagram B, along with materials for testing, and with the order.

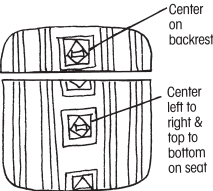


Diagram B

Treated Materials

If C.O.M. requires processing such as Scotchgard® or acrylic backing, it often shrinks. To prevent delays in delivery or back ordering due to shrinkage, please have your processor remeasure after processing and assure adequate yardage shipment.

Split Orders

If a portion of the shipment which does not require C.O.M., C.O.L. or C.O.V. applications is to be processed and shipped early, KI will enter the order immediately at your request. These split shipments are subject to minimum order changes.

Contact the C.O.M. Specialist at 1-800-424-2432, ext. 2707, with questions or to verify a split order.

Excess Upholstery Material

KI will dispose of excess upholstery material at the time of shipment unless expressly requested to return it with the product shipment.

Cancelled or Changed Orders

KI assumes no responsibility for extra C.O.M., C.O.L. or C.O.V. material due to a change of upholstery or cancellation of an order. It is the customer's responsibility to arrange for return of this material.

C.O.M. SHIPPING LOCATION

Architectural Walls

Evoke..... MN
Genius Walls..... MN

Casegoods

Aristotle Tackboards.....MN
Likha Tackboards.....MN

Classroom Furniture

Intellect Wave Chairs..... GB
Learn2 GB
Ruckus.....GB

Desking

700 Series Desking KP
Balance Overheads MN
Genesis Desking..... MN
True Desking KP
Universal Overheads..... MN
WorkZone Desking MN

Files & Storage

700 Series Pedestal Cushion GB
Connection Zone Pads BW
U-Series Pedestal Cushion..... GB
Tattoo.....BW

Fixed Seating

Concerto Auditorium Seating BW
Single Pedestal Seating GB
Jury Base Seating..... GB
Lancaster Auditorium Seating BW
Sequence Seating..... GB
University Seating..... GB

Panel Systems

All Terrain..... KP
Balance Overheads MN

System 3000..... MN
Universal Overheads..... MN
Wireworks MN
Unite..... MN

Residence Hall Furniture

RoomScape Furniture MN

Screens

All Terrain..... KP
Connection Zone.....BW
True/Volition KP
Genesis..... KP
Tattoo..... MN
Universal.....BW

Seating

400 Series Folding Chairs.....BW
600 Series Folding Chairs.....BW
600 Series StoolsBW
Affina Collection.....HN
Altus Task Chairs..... GB
Apply Stack Chairs GB
Auditorium Folding Chairs BW
Calida Lounge Seating HN
Diem Task Chairs..... OM
Doni Collection..... GB
FourC Seating..... GB
Gladly Lounge Seating VQ
Grazie Seating GB
Hiatus Sleeper Bench HN
Hub Modular Lounge Seating HN
Impress Task Chairs..... OM
Impress Ultra Task Chairs OM
Jessa Lounge Seating HN
Jubilee Lounge Seating..... VQ
Katera Guest Chair..... GB
Kurv Benches.....HN

LaResta Day Beds HN
LimeLite GB
Lyra Lounge Seating..... HN
Maestro Stack Chairs GB
Matrix Stack Chairs..... GB
Medical & Laboratory Stools..... OM
MyPlace Lounge Seating HN
MyWay Seating..... HN
Oath Task Chairs and Stools..... GB
Opt4 GB
Pilot Task Chairs..... OM
Promenade Seating System BW
Ruckus..... GB
Sela Lounge Seating HN
Sift Task Chairs GB
Signia Task Chairs and Stools OM
Soltice Metal Collection..... HN
Soltice Multiple, Healthcare & Guest . HN
Soltice II Healthcare Seating..... HN
Strive Multiple, Stack & Task GB
Sway BW
Tattoo..... HN
Torsion-on-the-Go! Nesting Chairs GB
Torsion Air Stack and Task Seating GB
Zoetry HN

C.O.M., C.O.L and C.O.V. Information Form

A copy of this form should accompany test requests and production orders. Please fill it out completely, and, if your order has been acknowledged, provide the acknowledgement number.

Purchasing Agent (Dealer or buying organization) _____
Attention _____
Address _____
City _____ State _____ Zip _____
Project Name _____
Type of seating and number of units of each type _____

Please see information below and check the appropriate box.

☐ Submitted for testing.

Purchase Order Number _____

☐ Test approved. Submitted for production.

KI Acknowledgement Number _____

In all instances, send this form to the C.O.M. Specialist.

☐ A Selvage Top and Bottom



☐ B Selvage Side and Side



KI Manufacturing Sites - Customer's Own Material Shipment Manufacturing Site Addresses

BW
KI Bonduel
Attn: COM Storage
204 West South St.
Bonduel, WI 54107

HN
KI High Point
Attn: COM Storage
217 Feld Avenue
High Point, NC 27263

MN
KI Manitowoc
Attn: COM Storage
1400 S. 41st St.
Manitowoc, WI 54220

VQ
KI
Attn: COM Fabrics
6892 Marlin Circle
La Palma, CA 90623

GB
KI Green Bay
Attn: COM Storage
1687 Westminster Drive - Gate 3
Green Bay, WI 54302

KP
KI Pembroke
Attn: COM Storage
1000 Olympic Dr.
Pembroke, Ontario K8A6X7

OM
KI
Attn: COM Storage
1110 S. Mildred Ave.
Ontario, CA 91761

Grazie® Stack Seating

General Information



Grazie® Stack Seating

General Information



Four-Leg Armless Chair
(GLNAU)



Four-Leg Cantilever
Arm Chair
(GLCAP)



Four-Leg Flip-up Tablet
Arm Chair
(GLTAURH)



Four-Leg Flip-up Oversize
Tablet Arm Chair



Four-Leg Flip-and-Store
(G2) Tablet Arm Chair

Features					
Stackable	•	•			
Poly, upholstered seat, or upholstered seat/back	•	•	•	•	•
Ergonomic articulation (Perfect Pivot)	•	•	•	•	•
General Dimensions					
Seat width	18-1/2"	18-1/2"	18-1/2"	18-1/2"	18-1/2"
Seat depth	18-5/16"	18-5/16"	18-5/16"	18-5/16"	18-5/16"
Seat height (upholstered add 1")	17-3/4"	17-3/4"	17-3/4"	17-3/4"	17-3/4"
Tablet to chair back clearance			14-1/2"	14-1/2"	14-1/2"
Overall Dimensions					
Width	22-3/16"	25-7/8"	23-1/2"	23-1/2"	23-1/2"
Depth	21-5/16"	21-5/16"	27-3/8"	31"	26-3/4"
Height	32-5/8"	32-5/8"	32-5/8"	32-5/8"	32-5/8"
Top of arm to floor		26-1/4"	26-3/4"	26-3/4"	26-3/4"
Stacking on Dolly					
Overall width	25"	25-7/8"			
Overall depth	36"	36"			
Quantity/height	12 Poly Chairs/60" High (6 Uph Chairs)	12 Poly Chairs/60" High (6 Uph Chairs)			
Stacking on Floor					
Width	22-3/16"	25-7/8"			
Depth	28"	28"			
Quantity/height	5 Chairs/43" High	5 Chairs/43" High			

SPECIFICATIONS

4-Leg Frame

Legs are 7/8" o.d. x 13-gauge tubular steel. A double ring of 7/16" diameter steel wire forms the cross member. The fixed backrest mechanism structure is formed of 1/2" diameter steel wire. All joints are welded.

Sled Frame

Frames are 3/4" o.d. x 13-gauge tubular steel. A double ring of 7/16" diameter steel wire forms the cross member. The fixed backrest mechanism structure is formed of 1/2" diameter steel wire. All joints are welded.

Seat and Shroud

Injection molded polypropylene.

Frame Finishes

Baked-on electrostatically-applied 30° gloss epoxy powder coating or bright nickel-chrome plating.

Glides

The bottom ends of the leg tubes are formed to

be vertical where they meet the floor. The leg tubes are capped with polypropylene end caps matching the leg color, (except chrome or hammertone, which use black caps). Three optional glide types are available for leg chairs: swivel poly/nylon, swivel steel and swivel felt glides. The swivel function allows the bottom of the glide to correctly match uneven floor conditions, resulting in less wear. Poly/nylon and felt glides are interchangeable and have easy-on/easy-off replaceable glide caps, which makes field replacement easy and efficient. Swivel poly glides are available in Stone color only. Optional glides for the sled base are co-extuded to provide a softer (non-skid surface to protect the floor, but do not glide. Sled base chairs are also available with black nylon (plastic) glides, stainless steel glides, or non-marring (clear nylon) glides.

Casters

4-leg chairs may be ordered with casters instead of glides. Casters are double-wheel, high-impact thermoplastic available with hard or soft wheel surface, in black only.

Arms

Optional cantilever arms are available. When equipped with arms, the support structure is a continuation of the rear leg finished to match the frame color. The armrests are injection-molded, glass-reinforced nylon matching the frame finish (except for chrome, hammertone, and metallic finishes which will match poly color. Diamond translucent poly will have light tone armrests; Pewter translucent will have flannel armrests. The steel frame tube is inserted into a socket molded into the armrest and secured with a screw.

Flip-up Tablet Arm

Tablet support loop is a continuation of the rear leg and may be ordered on the right or left side. A formed steel hinge is welded to the top of the support structure and secured with screws to the underside of the writing surface. Writing surface for standard tablet is 9-1/2" x 20-3/4" x 12-1/2" and oversize tablet is 15-1/2" x 22-1/2" x 14". Plywood core of 5/8" thick, 11-ply hardwood surfaced with .030" high-pressure laminate top and plain backer undersurface. Tablet flips up for easy access. Edges are lacquered and sealed.

Flip-and-Store (G2) Tablet Arm

The pivot mechanism consists of two pivot cams, two steel hinge barrels, a pivot shaft, and a hinged steel support plate which fastens to the tablet board. Available in right - or left-hand models. The working surface is 13-3/4" x 18-1/8".

Backrest Articulation Mechanism

A pair of outer backrest supports formed from 1" diameter tubular steel are inserted into sockets molded into the backrest and secured with screws. The backrest assembly moves over molded thermoplastic slide bushings and is supported by steel coil springs. This mechanism allows the backrest to move through 15 degrees of movement, about an axis of rotation that is through the hips of the occupant.

Optional Upholstered Seat and Back

Urethane foam is attached to an injection-molded polypropylene liner board, then upholstered using a draw-string process. Seat foam is molded nominal 1" thickness and back foam is nominal 1/2" thickness. The fasteners that attach the back

pad are color-matched to the polypropylene.

Transport Dolly

Tubular and plate steel welded together. 5" casters: two fixed, two swivel. Powder-coated finish.

Universal Dolly Handle

Tubular steel and plate steel construction. Handle is powder coated. Field-assembled to dolly.

Design

Designed by Giancarlo Piretti and manufac-tured in the USA by Krueger International, Inc. under license from Pro-Cord S.p.A

Stacking Vinyl, Polyurethane, and Imitation Leather Upholstered Chairs

It is recommended that chairs to be stacked be covered in material other than vinyl, polyurethane, or imitation leather as an impression in the seat may result. KI does not warrant the effects of stacking on stock or C.O.M. vinyl, polyurethane, or imitation leather upholstery.



Sled Base Armless
Chair
(GSNAP)



Sled Base Cantilever
Arm Chair
(GSCAU)



Sled Base Flip-up
Tablet Arm Chair
(GSTAPRH)



Sled Base Flip-up
Oversize Tablet
Arm Chair



Sled Base Flip-and-
Store (G2) Tablet
Arm Chair



Transport Dolly
(GCD.BL)

Features						
Stackable	•	•				
Poly, upholstered seat, or upholstered seat/back	•	•	•	•	•	
Ergonomic articulation (Perfect Pivot)	•	•	•	•	•	
General Dimensions						
Seat width	18-1/2"	18-1/2"	18-1/2"	18-1/2"	18-1/2"	
Seat depth	18-5/16"	18-5/16"	18-5/16"	18-5/16"	18-5/16"	
Seat height (upholstered add 1")	17-3/4"	17-3/4"	17-3/4"	17-3/4"	17-3/4"	
Tablet to chair back clearance			14-1/2"	14-1/2"	14-1/2"	
Overall Dimensions						
Width	22"	25-7/8"	23-1/2"	23-1/2"	23-1/2"	25"
Depth	21-1/4"	21-1/4"	27-3/8"	31"	26-3/4"	29"
Height	32-5/8"	32-5/8"	32-5/8"	32-5/8"	32-5/8"	15-3/4"
Arms to floor		26-1/4"				
Stacking on Dolly						
Overall width	25"	25-7/8"				
Overall depth	36"	36"				
Quantity/height	12 Poly Chairs/60" High (6 Uph Chairs)	12 Poly Chairs/60" High (6 Uph Chairs)				
Stacking on Floor						
Width	22-3/16"	25-7/8"				
Depth	28"	28"				
Quantity/height	5 Chairs/43" High	5 Chairs/43" High				

INFORMATION

Fabric Disclaimer

Fabric will be applied as swatched by the fabric manufacturer. Fabric that is required to be applied differently than is swatched will need a Special Cost Request written specifying the direction the fabric is to be applied. The posted standard lead time will apply to the Special Cost Request. Inc. under license from Pro-Cord S.p.A

C.O.M. Testing and Production Requirements

Not all materials are suitable for upholstering this product. A 1 yd. x 54" sample must be submitted and approved prior to acceptance of an order. If the fabric is directional in pattern or weave, the direction must be indicated on the submitted sample, and additional yardage may be requested. Test samples must be sent to:

KI
Attn: C.O.M. Specialist
1687 Westminster Drive - Gate 3
Green Bay, WI 54302

INFORMATION

Warranty

Refer to KI Terms & Conditions document or visit ki.com

KI Color Match Program

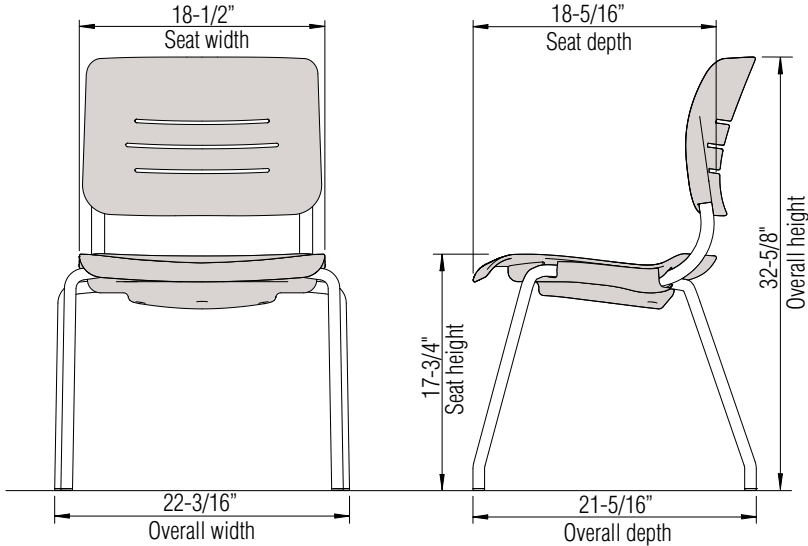
KI offers the additional option of color matching paint, polypropylene, or wood stain through Product Modification Requests, contact Customer Service for details.

Whatever you imagine, whatever you require. KI's Color Match program lets you pick your color!

Color Match Process - Poly Seating information can be found here.



Features					
Stackable	•	•			
Poly, upholstered seat, or upholstered seat/back	•	•	•	•	•
Ergonomic articulation (Perfect Pivot)	•	•	•	•	•
General Dimensions					
Seat width	18-1/2"	18-1/2"	18-1/2"	18-1/2"	18-1/2"
Seat depth	18-5/16"	18-5/16"	18-5/16"	18-5/16"	18-5/16"
Seat height (upholstered add 1")	17-3/4"	17-3/4"	17-3/4"	17-3/4"	17-3/4"
Tablet to chair back clearance			14-1/2"	14-1/2"	14-1/2"
Overall Dimensions					
Width	23"	25-7/8"	24"	24"	24"
Depth	21-5/16"	21-5/16"	27-3/8"	31"	26-3/4"
Height	32-5/8"	32-5/8"	32-5/8"	32-5/8"	32-5/8"
Arms to floor		26-1/4"			
Stacking on Floor					
Width	23"	25-7/8"			
Depth	28"	28"			
Quantity/height	5 Chairs/43" High	5 Chairs/43" High			



Grazie Armless Four Leg Chair

SPECIFICATIONS

4-Leg Frame

Legs are 7/8" o.d. x 13 -gauge tubular steel. A double ring of 7/16" diameter steel wire forms the cross member. The fixed backrest mechanism structure is formed of 1/2" diameter steel wire. All joints are welded.

Sled Frame

Frames are 3/4" o.d. x 13-gauge tubular steel. A double ring of 7/16" diameter steel wire forms the cross member. The fixed backrest mechanism structure is formed of 1/2" diameter steel wire. All joints are welded.

Frame Finishes

Baked-on electrostatically-applied 30° gloss epoxy powder coating or bright nickel-chrome plating.

Glides

The bottom ends of the leg tubes are formed to be vertical where they meet the floor. The leg tubes are capped with polypropylene end caps matching the leg color (except chrome, hammertone, and

metallic finishes which use black caps). Optional glides for the sled base are co-extuded to provide a softer, non-skid surface to protect the floor, but do not glide. Sled base chairs are also available with black nylon (plastic), stainless steel, or non-marring (clear nylon) glides.

Casters

4-leg chairs may be ordered with casters instead of glides. Casters are double-wheel, high-impact thermoplastic available with hard or soft wheel surface, in black only.

Seat and Shroud

Injection molded polypropylene.

Arms

Optional cantilever arms are available. When equipped with arms, the support structure is a continuation of the rear leg finished to match the frame color. The armrests are injection-molded, glass-reinforced nylon matching the frame finish (except for chrome, hammertone, and metallic finishes which will match poly color. Diamond translucent poly will have light tone armrests; Pew-

ter translucent will have flannel armrests; Bronze translucent will have chocolate armrests). The steel frame tube is inserted into a socket molded into the armrest and secured with a screw.

Flip-up Tablet Arm

Tablet support loop is a continuation of the rear leg and may be ordered on the right or left side. A formed steel hinge is welded to the top of the support structure and secured with screws to the underside of the writing surface. Writing surface for standard tablet is 9-1/2" x 20-3/4" x 12-1/2" and oversize tablet is 15-1/2" x 22-1/2" x 14". Plywood core of 5/8" thick, 11-ply hardwood surfaced with .030" high-pressure laminate top and plain backer undersurface. Tablet flips up for easy access. Edges are lacquered and sealed.

Flip-and-Store (G2) Tablet Arm

The pivot mechanism consists of two pivot cams, two steel hinge barrels, a pivot shaft, and a hinged steel support plate which fastens to the tablet board. Available in right - or left-hand models. The working surface is 13-3/4" x 18-1/8".

Backrest Articulation Mechanism

A pair of outer backrest supports formed from 1" diameter tubular steel are inserted into sockets molded into the backrest and secured with screws. The backrest assembly moves over mold-ed thermoplastic slide bushings and is supported by steel coil springs. This mechanism allows the backrest to move through 15 degrees of move-ment, about an axis of rotation that is through the hips of the occupant.

Optional Upholstered Seat and Back

Urethane foam is attached to an injection-molded polypropylene liner board, then upholstered using a draw-string process. Seat foam is molded nominal 1" thickness and back foam is nominal 1/2" thickness. The fasteners that attach the back pad are color-matched to the polypropylene.

Stacking Vinyl, Polyurethane, and Imita-tion Leather Upholstered Chairs

It is recommended that chairs to be stacked be covered in material other than vinyl, polyurethane, or imitation leather as an impression in the seat may result. KI does not warrant the effects of

stacking on stock or C.O.M. vinyl, polyurethane, or imitation leather upholstery.

Transport Dolly

Tubular and plate steel welded together. 5" cast-ers: two fixed, two swivel. Powder-coated finish.

Universal Dolly Handle

Tubular steel and plate steel construction. Handle is powder coated. Field-assembled to dolly.

INFORMATION

C.O.M. Testing and Production Require-ments

Not all materials are suitable for upholstering this product. A 1 yd. x 54" sample must be submitted and approved prior to acceptance of an order. If the fabric is directional in pattern or weave, the direction must be indicated on the submitted sam-ple, and additional yardage may be requested. Test samples must be sent to:

Attn: C.O.M. Specialist
1687 Westminster Drive - Gate 3
Green Bay, WI 54302

Fabric Disclaimer

Fabric will be applied as swatched by the fabric manufacturer. Fabric that is required to be applied differently than is swatched will need a Special Cost Request written specifying the direction the fabric is to be applied. The posted standard lead time will apply to the Special Cost Request.

Design

Designed by Giancarlo Piretti and manufac-tured in the USA by Krueger International, Inc. under license from Pro-Cord S.p.A

KI Color Match Program

KI offers the additional option of color matching paint, polypropylene, or wood stain through Product Modification Requests, contact Customer Service for details.

Whatever you imagine, whatever you require. KI's Color Match program lets you pick your color!

Color Match Process - Poly Seating infor-mation can be found here.

INFORMATION

Warranty

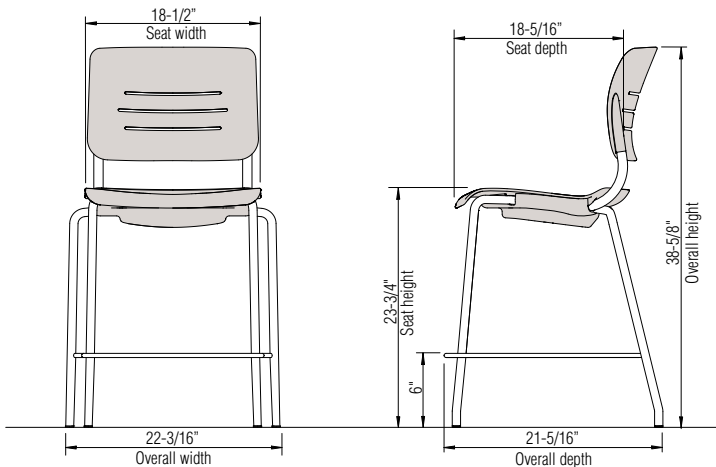
Refer to KI Terms & Conditions document or visit ki.com



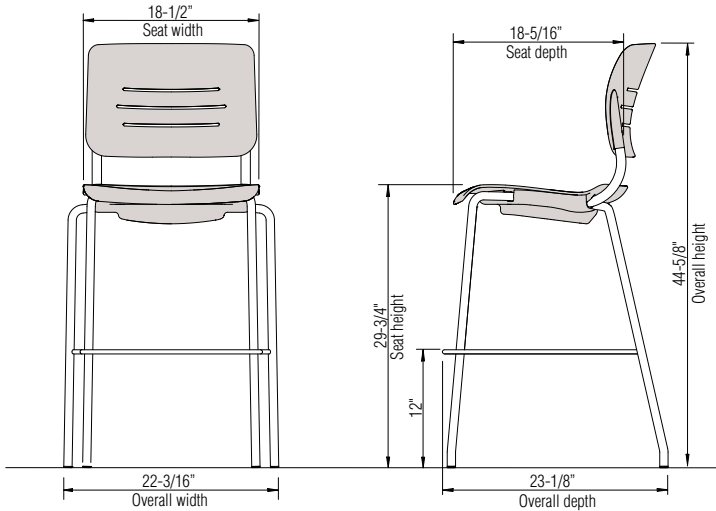
Four-Leg Armless Cafe Stool -
24" or 30" Seat Height
(GLSNAP)

Four-Leg Cantilever Arm
Cafe Stool - 24" or 30" Seat Height

Features		
Stackable	•	•
Poly, upholstered seat, or upholstered seat/back	•	•
Ergonomic articulation (Perfect Pivot)	•	•
General Dimensions		
Seat width	18-1/2"	18-1/2"
Seat depth	18-5/16"	18-5/16"
Seat height (upholstered add 1")	23-3/4" or 29-3/4"	23-3/4" or 29-3/4"
Overall Dimensions		
Width	22-3/16"	25-7/8"
Depth	21-5/16"	21-5/16"
Height	38-5/8" or 44-5/8"	38-5/8" or 44-5/8"
Arms to floor		32-1/4" or 38-1/4"
Stacking on Floor		
Width	22-3/16"	25-7/8"
Depth	28"	28"
Quantity/height	4 Chairs/48" or 54" High	4 Chairs/48" or 54" High



Grazie 24" Cafe Stool



Grazie 30" Cafe Stool

SPECIFICATIONS

4-Leg Frame

Legs are 7/8" o.d. x 13 -gauge tubular steel. A double ring of 7/16" diameter steel wire forms the cross member. The fixed backrest mechanism structure is formed of 1/2" diameter steel wire. A 3-sided foot ring is made of a pair of 7/16" diameter steel wires. All joints are welded.

Frame Finishes

Baked-on electrostatically-applied 30° gloss epoxy powder coating or bright nickel-chrome plating.

Glides

The bottom ends of the leg tubes are formed to be vertical where they meet the floor. The leg tubes are capped with polypropylene end caps matching the leg color (except chrome, hammertone, and metallic finishes which use black caps).

Seat and Shroud

Injection molded polypropylene.

Backrest Articulation Mechanism

A pair of outer backrest supports formed from 1' diameter tubular steel are inserted into sockets molded into the backrest and secured with screws. The backrest assembly moves over molded thermoplastic slide bushings and is supported by steel coil springs. This mechanism allows the backrest to move through 15 degrees of movement, about an axis of rotation that is through the hips of the occupant.

Optional Upholstered Seat and Back

Urethane foam is attached to an injection-molded polypropylene liner board, then upholstered using a draw-string process. Seat foam is molded nominal 1" thickness and back foam is nominal 1/2" thickness. The fasteners that attach the back pad are color-matched to the polypropylene.

Arms

Optional cantilever arms are available. When equipped with arms, the support structure is a continuation of the rear leg finished to match the frame color. The armrests are injection-molded, glass-reinforced nylon matching the frame finish

(except for chrome, hammertone, and metallic finishes which will match poly color. Diamond translucent poly will have light tone armrests; Pewter translucent will have flannel armrests; Bronze translucent will have chocolate armrests). The steel frame tube is inserted into a socket molded into the armrest and secured with a screw.

Stacking Vinyl, Polyurethane, and Imitation Leather Upholstered Stools

It is recommended that stools to be stacked be covered in material other than vinyl, polyurethane, or imitation leather as an impression in the seat may result. KI does not warrant the effects of stacking on stock or C.O.M. vinyl, polyurethane, or imitation leather upholstery.

INFORMATION

C.O.M. Testing and Production Requirements

Not all materials are suitable for upholstering this product. A 1 yd. x 54" sample must be submitted and approved prior to acceptance of an order. If the fabric is directional in pattern or weave, the direction must be indicated on the submitted sam-

ple, and additional yardage may be requested.

Test samples must be sent to:

KI
Attn: C.O.M. Specialist
1687 Westminster Drive - Gate 3
Green Bay, WI 54302

Fabric Disclaimer

Fabric will be applied as swatched by the fabric manufacturer. Fabric that is required to be applied differently than is swatched will need a Special Cost Request written specifying the direction the fabric is to be applied. The posted standard lead time will apply to the Special Cost Request.

Design

Designed by Giancarlo Piretti and manufac-tured in the USA by Krueger International, Inc. under license from Pro-Cord S.p.A

KI Color Match Program

KI offers the additional option of color matching paint, polypropylene, or wood stain through Product Modification Requests, contact Customer Service for details.

Whatever you imagine, whatever you require. KI's Color Match program lets you pick your color!

Color Match Process - Poly Seating information can be found here.

INFORMATION

Warranty

Refer to KI Terms & Conditions document or visit ki.com



Frame Color		Pewter Translucent	PPT	Pearl Silver	LPS
Black	BL	Poppy Red	PPR	Pressed Linen	LPR
Blue Grey	GR	Purple Haze	PPH	River Cherry	LRY
Bronze Metallic	ZM	Rubber Ducky	PRK	Rugged Linen	LRG
Cayenne	CY	Sand	PSA	Satin Stainless	LSS
Champagne Metallic	CM	Sky Blue	PSK	Shadow Zephyr	LSR
Chrome	CH	Surf's Up	PSP	Silicon evolv	LSV
Cool Grey	CG	Twilight Shadow	PTI	Sterling Ash	LAZ
Cottonwood	CO	Ultra Blue	PUB	Tailored Linen	LTL
Earthen Clay	EY	Warm Grey	PWG	Titanium evolv	LTV
Espresso Metallic	EX	Zesty Lime	PZL	White Nebula	LWL
Everglade Shade	EV	Diamond Translucent and Pewter Translucent are only available on upholstered seat models.		White Sand	LWN
Flannel	FN			Windsor Mahogany	LWY
Glitz Metallic	GZ				
Hazy Jade	HJ				
Honey Bee	HY	Seat and Back Color - Polypropylene			
Light Tone	LG	Flame-Retardant			
Mardi Gras	MG	Black	PBL		
Misty Brown	MY	The above seating product can be manufactured using the appropriate flame-retardant materials for compliance to California Technical Bulletin 133.			
Nemo	NE	Tablet Arm Color - Laminate			
Nordic	ND				
Poppy Red	PR	Belair	LBQ		
Purple Haze	PH	Biltmore Cherry	LBT		
Rubber Ducky	RK	Black	LBK		
Sand	SA	Brighton Walnut	LBW		
Sky Blue	SK	Canyon Zephyr	LCA		
Starlight Silver Metallic	SX	Castle Oak	LCO		
Surf's Up	SP	Casual Linen	LCU		
Twilight Shadow	TI	Cherry Storm	LCX		
Ultra Blue	UB	Classic Linen	LCI		
Warm Grey	WG	Cloud Zephyr	LCL		
Zesty Lime	ZL	Cocobala	LCC		
Armcaps and glides match the frame color with the following exceptions: -When frame color is chrome or metallic, the armcaps and glides will match poly color. -When back is diamond translucent, armcaps are light tone. -When back is pewter translucent, armcaps are flannel.		Crisp Linen	LRI		
		Desert Zephyr	LDZ		
		Dove Grey	LDG		
		Fired Steel	LIL		
		Flax Linen	LXF		
		Florence Walnut	LFC		
		Forged Steel	LOL		
		Friston Ash	LFH		
		Frosty White	LFW		
		Graphite Nebula	LGN		
		Grey	LGE		
		High Rise	LHE		
		Hollyberry	LHY		
		Irish Linen	LIH		
		Island	LID		
		Italian Silver Ash	LIT		
Poly Color - Seat and/or Back		Kensington Maple	LKM		
Black	PBL	Lapis Blue	LLB		
Blue Grey	PGR	Markerboard White	LMK		
Cayenne	PCY	Misted Zephyr	LMR		
Cool Grey	PCG	Monticello Maple	LMT		
Cottonwood	PCO	Nickel Evolv	LNV		
Diamond Translucent	PDT	North Sea	LNA		
Earthen Clay	PEY	Ocean	LON		
Everglade Shade	PEV	Pearl Bisque	LPB		
Flannel	PFN				
Hazy Jade	PHJ				
Honey Bee	PHY				
Light Tone	PLG				
Mardi Gras	PMG				
Misty Brown	PMY				
Nemo	PNE				
Nordic	PND				

Finish Cards

View color swatches for items listed within this document.

Paints

Wood/Veneer

Molded Edges

Hard Plastics

Plastics/Poly



Laminates

Edge Styles

Glass

Certain options referenced may not be available on GSA Schedule.



		MODEL NUMBER																			
		Basic Model	Frame Color	Seat & Back Color	Caster Type	Glide Option	Fire Code	Upholstery Color													
MODEL	Features								Approx. Packaged Weight	Delivered Pricing Unupholstered	Delivered Pricing Fabric Grade 1 & C.O.M.	Delivered Pricing Fabric Grade 2	Delivered Pricing Fabric Grade 3	Delivered Pricing C.O.V.	Delivered Pricing Vinyl Group 2V	Delivered Pricing Pallas Fabric Group P0	Delivered Pricing Pallas Fabric Group P1	Delivered Pricing Pallas Fabric Group P2	Delivered Pricing Pallas Fabric Group P3	Delivered Pricing Pallas Fabric Group P4	
 GLP GLU GLUB	Four-Leg Armless Chair	Polypropylene	GLNAP	□□	□□□		□	□□□	23.0#	\$ 421											
	• Ergonomic articulation (Perfect Pivot)	Upholstered Seat	GLNAU	□□	□□□		□	□□□	26.0#	N/A	572	583	602	572	602	612	662	681	706	741	
	• Stacking	Upholstered Seat/Back	GLNAUB	□□	□□□		□	□□□	28.0#	N/A	607	618	639	607	639	649	698	718	743	775	
 GLP GLU GLUB	Four-Leg Armless Chair with Casters	Polypropylene, Casters	GLNAPC	□□	□□□	□		□□□	24.0#	\$ 449											
	• Ergonomic articulation (Perfect Pivot)	Uph. Seat, Casters	GLNAUC	□□	□□□	□		□□□	27.0#	N/A	599	610	631	599	631	640	689	711	734	768	
	• Stacking. Caution should be exercised to prevent casters from marring components such as frames, fabric, etc., and to prevent casters from becoming “hung up” underneath the seat of the chair	Uph. Seat/Back, Casters	GLNAUBC	□□	□□□	□		□□□	28.0#	N/A	635	645	666	635	666	676	725	745	769	806	
		• Stacking on dollies is NOT recommended																			

A

B

C

D

E

F

G

HOW TO ORDER

Indicate the following information on order form:

- Quantity of each item.
- Model number, including options. See "How To Build a Model Number".
- Any special service required.

Note:

- The ☐ indicates that a choice is required.
- The absence of the ☐ indicates that no choice is required.
- Alpha-numeric characters in place of ☐ indicate that no other alternatives are available.

HOW TO BUILD A MODEL NUMBER

- A**Select basic model.
- B**Select frame color.
Refer to the **Product Color Options** page in this price list.
- C**Select poly seat and back color.
Refer to the **Product Color Options** page in this price list.
- D**Select casters.

C_____ - Carpet casters (black only)

S_____ - Hard floor casters (black only)
- E**Select glide option.

F_____ - Felt Glides

P_____ - Plastic glides

S_____ - Steel glides

- F**Select fire code.

NFR_____ - Compliance to TB 117-2013

FR_____ - Compliance to TB 133

See Upholstery Information for TB133 upcharge.

- G**Select upholstery grade/color.
Refer to [ki.com/fabrics](https://www.ki.com/fabrics)

UPHOLSTERY INFORMATION

C.O.M. Upholstery
C.O.M. requirement for 10 chairs or less with upholstered seat or upholstered seat and back is 3/4 yard per chair of 54" wide nondirectional fabric. For orders of 11 or more with upholstered seat and back and for complete information on ordering C.O.M. see "Ordering C.O.M., C.O.V. and C.O.L." section.

California TB133 Fire Safety Code
For California Technical Bulletin 133 compliant models, add the following upcharge:
Model=Polypropylene
Added List Price=\$13
Model=Upholstered Seat
Added List Price=\$87
Model=Upholstered Seat and Back
Added List Price=\$123

SPECIAL SERVICES



Special Carton Marking

With specially marked information N/C

Shipping
Ships **assembled, FOB Green Bay, WI 54302, freight prepaid.** Freight class 125.

Specifications and prices are subject to change without prior notice.



		MODEL NUMBER																			
		Basic Model	Frame Color	Seat & Back Color	Caster Type	Glide Option	Fire Code	Upholstery Color													
 GLP GLU GLUB	MODEL	Features								Approx. Packaged Weight	Delivered Pricing Unupholstered	Delivered Pricing Fabric Grade 1 & C.O.M.	Delivered Pricing Fabric Grade 2	Delivered Pricing Fabric Grade 3	Delivered Pricing C.O.V.	Delivered Pricing Vinyl Group 2V	Delivered Pricing Pallas Fabric Group P0	Delivered Pricing Pallas Fabric Group P1	Delivered Pricing Pallas Fabric Group P2	Delivered Pricing Pallas Fabric Group P3	Delivered Pricing Pallas Fabric Group P4
	Four-Leg Cantilever Arm Chair	Polypropylene		GLCAP	<input type="checkbox"/> <input type="checkbox"/>	<input type="checkbox"/> <input type="checkbox"/> <input type="checkbox"/>		<input type="checkbox"/>	<input type="checkbox"/> <input type="checkbox"/> <input type="checkbox"/>	26.0#	\$ 562										
		• Ergonomic articulation (Perfect Pivot)		GLCAU	<input type="checkbox"/> <input type="checkbox"/>	<input type="checkbox"/> <input type="checkbox"/> <input type="checkbox"/>		<input type="checkbox"/>	<input type="checkbox"/> <input type="checkbox"/> <input type="checkbox"/> <input type="checkbox"/> <input type="checkbox"/> <input type="checkbox"/>	29.0#	N/A	712	721	741	712	741	755	804	823	847	880
		• Stacking		GLCAUB	<input type="checkbox"/> <input type="checkbox"/>	<input type="checkbox"/> <input type="checkbox"/> <input type="checkbox"/>		<input type="checkbox"/>	<input type="checkbox"/> <input type="checkbox"/> <input type="checkbox"/> <input type="checkbox"/> <input type="checkbox"/> <input type="checkbox"/>	31.0#	N/A	746	759	777	746	777	788	837	859	880	915
		Upholstered Seat																			
		Upholstered Seat/Back																			
 GLP GLU GLUB	MODEL	Features																			
	Four-Leg Cantilever Arm Chair with Casters	Polypropylene, Casters		GLCAPC	<input type="checkbox"/> <input type="checkbox"/>	<input type="checkbox"/> <input type="checkbox"/> <input type="checkbox"/>	<input type="checkbox"/>		<input type="checkbox"/> <input type="checkbox"/> <input type="checkbox"/>	27.0#	\$ 590										
		• Ergonomic articulation (Perfect Pivot)		GLCAUC	<input type="checkbox"/> <input type="checkbox"/>	<input type="checkbox"/> <input type="checkbox"/> <input type="checkbox"/>	<input type="checkbox"/>		<input type="checkbox"/> <input type="checkbox"/> <input type="checkbox"/> <input type="checkbox"/> <input type="checkbox"/> <input type="checkbox"/>	30.0#	N/A	738	748	768	738	768	781	829	848	873	907
		• Stacking. Caution should be exercised to prevent casters from marring components such as frames, fabric, etc., and to prevent casters from becoming “hung up” underneath the seat of the chair		GLCAUBC	<input type="checkbox"/> <input type="checkbox"/>	<input type="checkbox"/> <input type="checkbox"/> <input type="checkbox"/>	<input type="checkbox"/>		<input type="checkbox"/> <input type="checkbox"/> <input type="checkbox"/> <input type="checkbox"/> <input type="checkbox"/> <input type="checkbox"/>	31.0#	N/A	772	785	806	772	806	814	865	887	910	944
		• Stacking on dollies is NOT recommended																			
				A	B	C	D	E	F	G											

HOW TO ORDER

Indicate the following information on order form:

- Quantity of each item.
- Model number, including options. See “How To Build a Model Number”.
- Any special service required.

Note:

- The ☐ indicates that a choice is required.
- The absence of the ☐ indicates that no choice is required.
- Alpha-numeric characters in place of ☐ indicate that no other alternatives are available.

HOW TO BUILD A MODEL NUMBER

- A**Select basic model.
- B**Select frame color.
Refer to the **Product Color Options** page in this price list.
- C**Select poly seat and back color.
Refer to the **Product Color Options** page in this price list.
- D**Select casters.
C_____ - Carpet casters (black only)
S_____ - Hard floor casters (black only)
- E**Select glide option.
F_____ - Felt Glides
P_____ - Plastic glides
S_____ - Steel glides

- F**Select fire code.
NFR_____ - Compliance to TB 117-2013
FR_____ - Compliance to TB 133
See Upholstery Information for TB133 upcharge.

- G**Select upholstery grade/color.
Refer to [ki.com/fabrics](https://www.ki.com/fabrics)

UPHOLSTERY INFORMATION

C.O.M. Upholstery
C.O.M. requirement for 10 chairs or less with upholstered seat or upholstered seat and back is 3/4 yard per chair of 54” wide nondirectional fabric. For orders of 11 or more with upholstered seat and back and for complete information on ordering C.O.M. see “Ordering C.O.M., C.O.V. and C.O.L.” section.

California TB133 Fire Safety Code
For California Technical Bulletin 133 compliant models, add the following upcharge:
Model=Polypropylene
Added List Price=\$13
Model=Upholstered Seat
Added List Price=\$87
Model=Upholstered Seat and Back
Added List Price=\$123

SPECIAL SERVICES




Special Carton Marking

With specially marked information N/C

Shipping
Ships **assembled, FOB Green Bay, WI 54302, freight prepaid.** Freight class 125.

Specifications and prices are subject to change without prior notice.



		MODEL NUMBER																			
		Basic Model	Frame Color	Seat & Back Color	Glide Option	Tablet Arm Color	Fire Code	Uph. Color													
 GLP GLU GLUB	Four-Leg Flip-up Tablet Arm Chair <ul style="list-style-type: none">Ergonomic articulation (Perfect Pivot)NONSTACKING	Polypropylene, Left Hand	GLTAPLH	<input type="checkbox"/> <input type="checkbox"/>	<input type="checkbox"/> <input type="checkbox"/> <input type="checkbox"/>	<input type="checkbox"/>	<input type="checkbox"/> <input type="checkbox"/>	<input type="checkbox"/>		29.0#	\$	689									
		Polypropylene, Right Hand	GLTAPRH	<input type="checkbox"/> <input type="checkbox"/>	<input type="checkbox"/> <input type="checkbox"/> <input type="checkbox"/>	<input type="checkbox"/>	<input type="checkbox"/> <input type="checkbox"/>	<input type="checkbox"/>		29.0#		689									
		Uph. Seat, Left Hand	GLTAULH	<input type="checkbox"/> <input type="checkbox"/>	<input type="checkbox"/> <input type="checkbox"/> <input type="checkbox"/>	<input type="checkbox"/>	<input type="checkbox"/> <input type="checkbox"/>	<input type="checkbox"/> <input type="checkbox"/>	<input type="checkbox"/> <input type="checkbox"/>	32.0#	N/A	838	849	867	838	867	879	929	949	972	1007
		Uph. Seat, Right Hand	GLTAURH	<input type="checkbox"/> <input type="checkbox"/>	<input type="checkbox"/> <input type="checkbox"/> <input type="checkbox"/>	<input type="checkbox"/>	<input type="checkbox"/> <input type="checkbox"/>	<input type="checkbox"/> <input type="checkbox"/>	<input type="checkbox"/> <input type="checkbox"/>	32.0#	N/A	838	849	867	838	867	879	929	949	972	1007
		Uph. Seat/Back, Left Hand	GLTAUBLH	<input type="checkbox"/> <input type="checkbox"/>	<input type="checkbox"/> <input type="checkbox"/> <input type="checkbox"/>	<input type="checkbox"/>	<input type="checkbox"/> <input type="checkbox"/>	<input type="checkbox"/> <input type="checkbox"/>	<input type="checkbox"/> <input type="checkbox"/>	34.0#	N/A	874	886	905	874	905	914	963	986	1007	1042
		Uph. Seat/Back, Right Hand	GLTAUBRH	<input type="checkbox"/> <input type="checkbox"/>	<input type="checkbox"/> <input type="checkbox"/> <input type="checkbox"/>	<input type="checkbox"/>	<input type="checkbox"/> <input type="checkbox"/>	<input type="checkbox"/> <input type="checkbox"/>	<input type="checkbox"/> <input type="checkbox"/>	34.0#	N/A	874	886	905	874	905	914	963	986	1007	1042
 GLP GLU GLUB	Four-Leg Flip-up Oversize Tablet Arm Chair <ul style="list-style-type: none">Oversized tabletErgonomic articulation (Perfect Pivot)NONSTACKING	Polypropylene, Left Hand	GLOVTAPLH	<input type="checkbox"/> <input type="checkbox"/>	<input type="checkbox"/> <input type="checkbox"/> <input type="checkbox"/>	<input type="checkbox"/>	<input type="checkbox"/> <input type="checkbox"/>	<input type="checkbox"/>		31.0#	\$	760									
		Polypropylene, Right Hand	GLOVTAPRH	<input type="checkbox"/> <input type="checkbox"/>	<input type="checkbox"/> <input type="checkbox"/> <input type="checkbox"/>	<input type="checkbox"/>	<input type="checkbox"/> <input type="checkbox"/>	<input type="checkbox"/>		31.0#		760									
		Uph. Seat, Left Hand	GLOVTAULH	<input type="checkbox"/> <input type="checkbox"/>	<input type="checkbox"/> <input type="checkbox"/> <input type="checkbox"/>	<input type="checkbox"/>	<input type="checkbox"/> <input type="checkbox"/>	<input type="checkbox"/> <input type="checkbox"/>	<input type="checkbox"/> <input type="checkbox"/>	34.0#	N/A	908	920	940	908	940	950	998	1020	1042	1080
		Uph. Seat, Right Hand	GLOVTAURH	<input type="checkbox"/> <input type="checkbox"/>	<input type="checkbox"/> <input type="checkbox"/> <input type="checkbox"/>	<input type="checkbox"/>	<input type="checkbox"/> <input type="checkbox"/>	<input type="checkbox"/> <input type="checkbox"/>	<input type="checkbox"/> <input type="checkbox"/>	34.0#	N/A	908	920	940	908	940	950	998	1020	1042	1080
		Uph. Seat/Back, Left Hand	GLOVTAUBLH	<input type="checkbox"/> <input type="checkbox"/>	<input type="checkbox"/> <input type="checkbox"/> <input type="checkbox"/>	<input type="checkbox"/>	<input type="checkbox"/> <input type="checkbox"/>	<input type="checkbox"/> <input type="checkbox"/>	<input type="checkbox"/> <input type="checkbox"/>	35.0#	N/A	944	956	975	944	975	986	1035	1055	1080	1113
		Uph. Seat/Back, Right Hand	GLOVTAUBRH	<input type="checkbox"/> <input type="checkbox"/>	<input type="checkbox"/> <input type="checkbox"/> <input type="checkbox"/>	<input type="checkbox"/>	<input type="checkbox"/> <input type="checkbox"/>	<input type="checkbox"/> <input type="checkbox"/>	<input type="checkbox"/> <input type="checkbox"/>	35.0#	N/A	944	956	975	944	975	986	1035	1055	1080	1113
 GLP GLU GLUB	Four-Leg Flip-and-Store (G2) Tablet Arm Chair <ul style="list-style-type: none">Ergonomic articulation (Perfect Pivot)NONSTACKING	Polypropylene, Left Hand	GLG2APLH	<input type="checkbox"/> <input type="checkbox"/>	<input type="checkbox"/> <input type="checkbox"/> <input type="checkbox"/>	<input type="checkbox"/>	<input type="checkbox"/> <input type="checkbox"/>	<input type="checkbox"/>		30.0#	\$	728									
		Polypropylene, Right Hand	GLG2APRH	<input type="checkbox"/> <input type="checkbox"/>	<input type="checkbox"/> <input type="checkbox"/> <input type="checkbox"/>	<input type="checkbox"/>	<input type="checkbox"/> <input type="checkbox"/>	<input type="checkbox"/>		30.0#		728									
		Uph. Seat, Left Hand	GLG2AULH	<input type="checkbox"/> <input type="checkbox"/>	<input type="checkbox"/> <input type="checkbox"/> <input type="checkbox"/>	<input type="checkbox"/>	<input type="checkbox"/> <input type="checkbox"/>	<input type="checkbox"/> <input type="checkbox"/>	<input type="checkbox"/> <input type="checkbox"/>	33.0#	N/A	878	889	907	878	907	919	968	989	1013	1048
		Uph. Seat, Right Hand	GLG2AURH	<input type="checkbox"/> <input type="checkbox"/>	<input type="checkbox"/> <input type="checkbox"/> <input type="checkbox"/>	<input type="checkbox"/>	<input type="checkbox"/> <input type="checkbox"/>	<input type="checkbox"/> <input type="checkbox"/>	<input type="checkbox"/> <input type="checkbox"/>	33.0#	N/A	878	889	907	878	907	919	968	989	1013	1048
		Uph. Seat/Back, Left Hand	GLG2AUBLH	<input type="checkbox"/> <input type="checkbox"/>	<input type="checkbox"/> <input type="checkbox"/> <input type="checkbox"/>	<input type="checkbox"/>	<input type="checkbox"/> <input type="checkbox"/>	<input type="checkbox"/> <input type="checkbox"/>	<input type="checkbox"/> <input type="checkbox"/>	35.0#	N/A	913	924	944	913	944	955	1003	1023	1048	1083
		Uph. Seat/Back, Right Hand	GLG2AUBRH	<input type="checkbox"/> <input type="checkbox"/>	<input type="checkbox"/> <input type="checkbox"/> <input type="checkbox"/>	<input type="checkbox"/>	<input type="checkbox"/> <input type="checkbox"/>	<input type="checkbox"/> <input type="checkbox"/>	<input type="checkbox"/> <input type="checkbox"/>	35.0#	N/A	913	924	944	913	944	955	1003	1023	1048	1083

A **B** **C** **D** **E** **F** **G**

HOW TO ORDER

Indicate the following information on order form:
1. Quantity of each item.
2. Model number, including options. See “How To Build a Model Number”.
3. Any special service required.

Note: • The ☐ indicates that a choice is required.
• The absence of the ☐ indicates that no choice is required.
• Alpha-numeric characters in place of ☐ indicate that no other alternatives are available.

HOW TO BUILD A MODEL NUMBER

- A**Select basic model.
- B**Select frame color.
Refer to the **Product Color Options** page in this price list.
- C**Select poly seat and back color.
Refer to the **Product Color Options** page in this price list.
- D**Select glide option.
F - Felt Glides
P - Plastic glides
S - Steel glides
- E**Select tablet arm color.
Refer to the **Product Color Options** page in this price list.

- F**Select fire code.
NFR - Compliance to TB 117-2013
FR - Compliance to TB 133
See Upholstery Information for TB133 upcharge.

- G**Select upholstery grade/color.
Refer to [ki.com/fabrics](https://www.ki.com/fabrics)

UPHOLSTERY INFORMATION

C.O.M. Upholstery
C.O.M. requirement for 10 chairs or less with upholstered seat or upholstered seat and back is 3/4 yard per chair of 54” wide nondirectional fabric. For orders of 11 or more with upholstered seat and back and for complete information on ordering C.O.M. see “Ordering C.O.M., C.O.V. and C.O.L.” section.

California TB133 Fire Safety Code
For California Technical Bulletin 133 compliant models, add the following upcharge:
Model=Polypropylene
Added List Price=\$13
Model=Upholstered Seat
Added List Price=\$87
Model=Upholstered Seat and Back
Added List Price=\$123

SPECIAL SERVICES

Special Carton Marking

With specially marked information N/C

Shipping
Ships **assembled, FOB Green Bay, WI 54302, freight prepaid.** Freight class 125.

Specifications and prices are subject to change without prior notice.



		MODEL NUMBER																			
		Basic Model	Frame Color	Seat & Back Color	Caster Type	Tablet Arm Color	Fire Code	Uph. Color													
MODEL	Features									Approx. Packaged Weight	Delivered Pricing Unupholstered	Delivered Pricing Fabric Grade 1 & C.O.M.	Delivered Pricing Fabric Grade 2	Delivered Pricing Fabric Grade 3	Delivered Pricing C.O.V.	Delivered Pricing Vinyl Group 2V	Delivered Pricing Pallas Fabric Group P0	Delivered Pricing Pallas Fabric Group P1	Delivered Pricing Pallas Fabric Group P2	Delivered Pricing Pallas Fabric Group P3	Delivered Pricing Pallas Fabric Group P4
	Four-Leg Flip-up Tablet Arm Chair with Casters	Poly, Left Hand, Casters	GLTAPCLH	<input type="checkbox"/> <input type="checkbox"/>	<input type="checkbox"/> <input type="checkbox"/> <input type="checkbox"/>	<input type="checkbox"/>	<input type="checkbox"/> <input type="checkbox"/>	<input type="checkbox"/>		30.0#	\$ 716										
		Poly, Right Hand, Casters	GLTAPCRH	<input type="checkbox"/> <input type="checkbox"/>	<input type="checkbox"/> <input type="checkbox"/> <input type="checkbox"/>	<input type="checkbox"/>	<input type="checkbox"/> <input type="checkbox"/>	<input type="checkbox"/>		30.0#	716										
	• Ergonomic articulation (Perfect Pivot)	Uph. Seat, Left Hand, Cast.	GLTAUCLH	<input type="checkbox"/> <input type="checkbox"/>	<input type="checkbox"/> <input type="checkbox"/> <input type="checkbox"/>	<input type="checkbox"/>	<input type="checkbox"/> <input type="checkbox"/>	<input type="checkbox"/> <input type="checkbox"/>		33.0#	N/A	865	876	895	865	895	906	956	977	998	1035
	• NONSTACKING	Uph. Seat, Right Hand, Cast.	GLTAUCRH	<input type="checkbox"/> <input type="checkbox"/>	<input type="checkbox"/> <input type="checkbox"/> <input type="checkbox"/>	<input type="checkbox"/>	<input type="checkbox"/> <input type="checkbox"/>	<input type="checkbox"/> <input type="checkbox"/>		33.0#	N/A	865	876	895	865	895	906	956	977	998	1035
		Uph. Seat/Back, Left Hand, Cast.	GLTAUBCLH	<input type="checkbox"/> <input type="checkbox"/>	<input type="checkbox"/> <input type="checkbox"/> <input type="checkbox"/>	<input type="checkbox"/>	<input type="checkbox"/> <input type="checkbox"/>	<input type="checkbox"/> <input type="checkbox"/>		34.0#	N/A	901	912	932	901	932	943	993	1013	1036	1069
		Uph. Seat/Back, Right Hand, Cast.	GLTAUBCRH	<input type="checkbox"/> <input type="checkbox"/>	<input type="checkbox"/> <input type="checkbox"/> <input type="checkbox"/>	<input type="checkbox"/>	<input type="checkbox"/> <input type="checkbox"/>	<input type="checkbox"/> <input type="checkbox"/>		34.0#	N/A	901	912	932	901	932	943	993	1013	1036	1069
GLP																					
GLU																					
GLUB																					
	Four-Leg Flip-up Oversize Tablet Arm Chair with Casters	Poly, Left Hand, Casters	GLOVTAPCLH	<input type="checkbox"/> <input type="checkbox"/>	<input type="checkbox"/> <input type="checkbox"/> <input type="checkbox"/>	<input type="checkbox"/>	<input type="checkbox"/> <input type="checkbox"/>	<input type="checkbox"/>		31.0#	\$ 786										
		Poly, Right Hand, Casters	GLOVTAPCRH	<input type="checkbox"/> <input type="checkbox"/>	<input type="checkbox"/> <input type="checkbox"/> <input type="checkbox"/>	<input type="checkbox"/>	<input type="checkbox"/> <input type="checkbox"/>	<input type="checkbox"/>		31.0#	786										
	• Oversized tablet	Uph. Seat, Left Hand, Cast.	GLOVTAUCLH	<input type="checkbox"/> <input type="checkbox"/>	<input type="checkbox"/> <input type="checkbox"/> <input type="checkbox"/>	<input type="checkbox"/>	<input type="checkbox"/> <input type="checkbox"/>	<input type="checkbox"/> <input type="checkbox"/>		34.0#	N/A	936	946	966	936	966	977	1026	1047	1069	1104
	• Ergonomic articulation (Perfect Pivot)	Uph. Seat, Right Hand, Cast.	GLOVTAUCRH	<input type="checkbox"/> <input type="checkbox"/>	<input type="checkbox"/> <input type="checkbox"/> <input type="checkbox"/>	<input type="checkbox"/>	<input type="checkbox"/> <input type="checkbox"/>	<input type="checkbox"/> <input type="checkbox"/>		34.0#	N/A	936	946	966	936	966	977	1026	1047	1069	1104
	• NONSTACKING	Uph. Seat/Back, Left Hand, Cast.	GLOVTAUBCLH	<input type="checkbox"/> <input type="checkbox"/>	<input type="checkbox"/> <input type="checkbox"/> <input type="checkbox"/>	<input type="checkbox"/>	<input type="checkbox"/> <input type="checkbox"/>	<input type="checkbox"/> <input type="checkbox"/>		36.0#	N/A	971	984	1002	971	1002	1015	1063	1083	1107	1139
		Uph. Seat/Back, Right Hand, Cast.	GLOVTAUBCRH	<input type="checkbox"/> <input type="checkbox"/>	<input type="checkbox"/> <input type="checkbox"/> <input type="checkbox"/>	<input type="checkbox"/>	<input type="checkbox"/> <input type="checkbox"/>	<input type="checkbox"/> <input type="checkbox"/>		36.0#	N/A	971	984	1002	971	1002	1015	1063	1083	1107	1139
GLP																					
GLU																					
GLUB																					
	Four-Leg Flip-and-Store (G2) Tablet Arm Chair with Casters	Poly, Left Hand, Casters	GLG2APCLH	<input type="checkbox"/> <input type="checkbox"/>	<input type="checkbox"/> <input type="checkbox"/> <input type="checkbox"/>	<input type="checkbox"/>	<input type="checkbox"/> <input type="checkbox"/>	<input type="checkbox"/>		31.0#	\$ 757										
		Poly, Right Hand, Casters	GLG2APCRH	<input type="checkbox"/> <input type="checkbox"/>	<input type="checkbox"/> <input type="checkbox"/> <input type="checkbox"/>	<input type="checkbox"/>	<input type="checkbox"/> <input type="checkbox"/>	<input type="checkbox"/>		31.0#	757										
	• Ergonomic articulation (Perfect Pivot)	Uph. Seat, Left Hand, Cast.	GLG2AUCLH	<input type="checkbox"/> <input type="checkbox"/>	<input type="checkbox"/> <input type="checkbox"/> <input type="checkbox"/>	<input type="checkbox"/>	<input type="checkbox"/> <input type="checkbox"/>	<input type="checkbox"/> <input type="checkbox"/>		34.0#	N/A	905	915	934	905	934	945	995	1016	1038	1074
	• NONSTACKING	Uph. Seat, Right Hand, Cast.	GLG2AUCRH	<input type="checkbox"/> <input type="checkbox"/>	<input type="checkbox"/> <input type="checkbox"/> <input type="checkbox"/>	<input type="checkbox"/>	<input type="checkbox"/> <input type="checkbox"/>	<input type="checkbox"/> <input type="checkbox"/>		34.0#	N/A	905	915	934	905	934	945	995	1016	1038	1074
		Uph. Seat/Back, Left Hand, Cast.	GLG2AUBCLH	<input type="checkbox"/> <input type="checkbox"/>	<input type="checkbox"/> <input type="checkbox"/> <input type="checkbox"/>	<input type="checkbox"/>	<input type="checkbox"/> <input type="checkbox"/>	<input type="checkbox"/> <input type="checkbox"/>		35.0#	N/A	941	953	971	941	971	984	1032	1047	1076	1110
		Uph. Seat/Back, Right Hand, Cast.	GLG2AUBCRH	<input type="checkbox"/> <input type="checkbox"/>	<input type="checkbox"/> <input type="checkbox"/> <input type="checkbox"/>	<input type="checkbox"/>	<input type="checkbox"/> <input type="checkbox"/>	<input type="checkbox"/> <input type="checkbox"/>		35.0#	N/A	941	953	971	941	971	984	1032	1047	1076	1110
GLP																					
GLU																					
GLUB																					
		A	B	C	D	E	F	G													

HOW TO ORDER

Indicate the following information on order form:

- Quantity of each item.
- Model number, including options. See “How To Build a Model Number”.
- Any special service required.

Note:

- The ☐ indicates that a choice is required.
- The absence of the ☐ indicates that no choice is required.
- Alpha-numeric characters in place of ☐ indicate that no other alternatives are available.

HOW TO BUILD A MODEL NUMBER

- A**Select basic model.
- B**Select frame color.
Refer to the **Product Color Options** page in this price list.
- C**Select poly seat and back color.
Refer to the **Product Color Options** page in this price list.
- D**Select casters.

C - Carpet casters (black only)

S - Hard floor casters (black only)
- E**Select tablet arm color.
Refer to the **Product Color Options** page in this price list.
- F**Select fire code.

NFR - Compliance to TB 117-2013

FR - Compliance to TB 133

See Upholstery Information for TB133 upcharge.

GSelect upholstery grade/color.
Refer to [ki.com/fabrics](https://www.ki.com/fabrics)

UPHOLSTERY INFORMATION

C.O.M. Upholstery
C.O.M. requirement for 10 chairs or less with upholstered seat or upholstered seat and back is 3/4 yard per chair of 54” wide nondirectional fabric. For orders of 11 or more with upholstered seat and back and for complete information on ordering C.O.M. see “Ordering C.O.M., C.O.V. and C.O.L.” section.

California TB133 Fire Safety Code
For California Technical Bulletin 133 compliant models, add the following upcharge:
Model=Polypropylene
Added List Price=\$13
Model=Upholstered Seat
Added List Price=\$87
Model=Upholstered Seat and Back
Added List Price=\$123

SPECIAL SERVICES



Special Carton Marking

With specially marked information N/C

Shipping
Ships **assembled, FOB Green Bay, WI 54302, freight prepaid.** Freight class 125.

Specifications and prices are subject to change without prior notice.



		MODEL NUMBER																		
		Basic Model	Frame Color	Seat & Back Color	Glide Option	Fire Code	Upholstery Color													
<div></div> <div>GSP GSU GSUB</div>	MODEL							Approx. Packaged Weight		Delivered Pricing Unupholstered	Delivered Pricing Fabric Grade 1 & C.O.M.	Delivered Pricing Fabric Grade 2	Delivered Pricing Fabric Grade 3	Delivered Pricing C.O.V.	Delivered Pricing Vinyl Group 2V	Delivered Pricing Pallas Fabric Group P0	Delivered Pricing Pallas Fabric Group P1	Delivered Pricing Pallas Fabric Group P2	Delivered Pricing Pallas Fabric Group P3	Delivered Pricing Pallas Fabric Group P4
	Features																			
	Sled Base Armless Chair																			
	• Ergonomic articulation (Perfect Pivot)																			
	• Stacking																			
	Polypropylene	GSNAP	<input type="checkbox"/>	<input type="checkbox"/>	<input type="checkbox"/>	<input type="checkbox"/>		25.0#		\$ 436										
	Upholstered Seat	GSNAU	<input type="checkbox"/>	<input type="checkbox"/>	<input type="checkbox"/>	<input type="checkbox"/>	<input type="checkbox"/>	28.0#		N/A	585	598	615	585	615	625	676	696	719	757
	Upholstered Seat/Back	GSSAUB	<input type="checkbox"/>	<input type="checkbox"/>	<input type="checkbox"/>	<input type="checkbox"/>	<input type="checkbox"/>	30.0#		N/A	620	633	651	620	651	664	714	733	758	791
<div></div> <div>GSP GSU GSUB</div>	MODEL																			
	Features																			
	Sled Base Cantilever Arm Chair																			
	• Ergonomic articulation (Perfect Pivot)																			
	• Stacking																			
	Polypropylene	GSCAP	<input type="checkbox"/>	<input type="checkbox"/>	<input type="checkbox"/>	<input type="checkbox"/>		27.0#		\$ 576										
	Upholstered Seat	GSCAU	<input type="checkbox"/>	<input type="checkbox"/>	<input type="checkbox"/>	<input type="checkbox"/>	<input type="checkbox"/>	30.0#		N/A	725	737	757	725	757	768	815	837	862	895
	Upholstered Seat/Back	GSSAUB	<input type="checkbox"/>	<input type="checkbox"/>	<input type="checkbox"/>	<input type="checkbox"/>	<input type="checkbox"/>	32.0#		N/A	761	771	793	761	793	801	850	872	895	930
		A	B	C	D	E	F													

HOW TO ORDER

Indicate the following information on order form:

- Quantity of each item.
- Model number, including options. See “How To Build a Model Number”.
- Any special service required.

Note:

- The ☐ indicates that a choice is required.
- The absence of the ☐ indicates that no choice is required.
- Alpha-numeric characters in place of ☐ indicate that no other alternatives are available.

HOW TO BUILD A MODEL NUMBER

- A**Select basic model.
- B**Select frame color.
Refer to the **Product Color Options** page in this price list.
- C**Select poly seat and back color.
Refer to the **Product Color Options** page in this price list.
- D**Select glide option.

NGL

- No glides

GFT

- Felt glides

GNM

- Non-marring glides

GNS

- Non-skid glides

GSS

- Stainless steel glide
- E**Select fire code.

NFR

- Compliance to TB 117-2013

FR

- Compliance to TB 133

See Upholstery Information for TB133 upcharge.

FSelect upholstery grade/color.
Refer to [ki.com/fabrics](https://www.ki.com/fabrics)

UPHOLSTERY INFORMATION

C.O.M. Upholstery
C.O.M. requirement for 10 chairs or less with upholstered seat or upholstered seat and back is 3/4 yard per chair of 54” wide nondirectional fabric. For orders of 11 or more with upholstered seat and back and for complete information on ordering C.O.M. see “Ordering C.O.M., C.O.V. and C.O.L.” section.

California TB133 Fire Safety Code
For California Technical Bulletin 133 compliant models, add the following upcharge:
Model=Polypropylene
Added List Price=\$13
Model=Upholstered Seat
Added List Price=\$87
Model=Upholstered Seat and Back
Added List Price=\$123

SPECIAL SERVICES




Special Carton Marking

With specially marked information N/C

Shipping
Ships **assembled, FOB Green Bay, WI 54302, freight prepaid.** Freight class 125.

Specifications and prices are subject to change without prior notice.



			MODEL NUMBER																			
			Basic Model	Frame Color	Seat & Back Color	Glide Option	Tablet Arm Color	Fire Code	Uph. Color													
MODEL	Features									Approx. Packaged Weight	Delivered Pricing Unupholstered	Delivered Pricing Fabric Grade 1 & C.O.M.	Delivered Pricing Fabric Grade 2	Delivered Pricing Fabric Grade 3	Delivered Pricing C.O.V.	Delivered Pricing Vinyl Group 2V	Delivered Pricing Pallas Fabric Group P0	Delivered Pricing Pallas Fabric Group P1	Delivered Pricing Pallas Fabric Group P2	Delivered Pricing Pallas Fabric Group P3	Delivered Pricing Pallas Fabric Group P4	
	Sled Base Flip-up Tablet Arm Chair <ul style="list-style-type: none">Ergonomic articulation (Perfect Pivot)NONSTACKING	Polypropylene, Left Hand	GSTAPLH	<input type="checkbox"/>	<input type="checkbox"/>	<input type="checkbox"/>	<input type="checkbox"/>	<input type="checkbox"/>		31.0#	\$ 702											
		Polypropylene, Right Hand	GSTAPRH	<input type="checkbox"/>	<input type="checkbox"/>	<input type="checkbox"/>	<input type="checkbox"/>	<input type="checkbox"/>	<input type="checkbox"/>		31.0#	702										
		Uph. Seat, Left Hand	GSTAULH	<input type="checkbox"/>	<input type="checkbox"/>	<input type="checkbox"/>	<input type="checkbox"/>	<input type="checkbox"/>	<input type="checkbox"/>	<input type="checkbox"/>	34.0#	N/A	853	864	881	853	881	894	943	962	988	1022
		Uph. Seat, Right Hand	GSTAURH	<input type="checkbox"/>	<input type="checkbox"/>	<input type="checkbox"/>	<input type="checkbox"/>	<input type="checkbox"/>	<input type="checkbox"/>	<input type="checkbox"/>	34.0#	N/A	853	864	881	853	881	894	943	962	988	1022
		Uph. Seat/Back, Left Hand	GSTAUBLH	<input type="checkbox"/>	<input type="checkbox"/>	<input type="checkbox"/>	<input type="checkbox"/>	<input type="checkbox"/>	<input type="checkbox"/>	<input type="checkbox"/>	36.0#	N/A	888	900	919	888	919	929	978	998	1022	1057
		Uph. Seat/Back, Right Hand	GSTAUBRH	<input type="checkbox"/>	<input type="checkbox"/>	<input type="checkbox"/>	<input type="checkbox"/>	<input type="checkbox"/>	<input type="checkbox"/>	<input type="checkbox"/>	36.0#	N/A	888	900	919	888	919	929	978	998	1022	1057
GSP																						
GSU																						
GSUB																						
	Sled Base Flip-up Oversize Tablet Arm Chair <ul style="list-style-type: none">Oversized tabletErgonomic articulation (Perfect Pivot)NONSTACKING	Polypropylene, Left Hand	GSOVTAPLH	<input type="checkbox"/>	<input type="checkbox"/>	<input type="checkbox"/>	<input type="checkbox"/>	<input type="checkbox"/>		33.0#	\$ 772											
		Polypropylene, Right Hand	GSOVTAPRH	<input type="checkbox"/>	<input type="checkbox"/>	<input type="checkbox"/>	<input type="checkbox"/>	<input type="checkbox"/>	<input type="checkbox"/>		33.0#	772										
		Uph. Seat, Left Hand	GSOVTAULH	<input type="checkbox"/>	<input type="checkbox"/>	<input type="checkbox"/>	<input type="checkbox"/>	<input type="checkbox"/>	<input type="checkbox"/>	<input type="checkbox"/>	36.0#	N/A	923	934	954	923	954	963	1015	1034	1057	1093
		Uph. Seat, Right Hand	GSOVTAURH	<input type="checkbox"/>	<input type="checkbox"/>	<input type="checkbox"/>	<input type="checkbox"/>	<input type="checkbox"/>	<input type="checkbox"/>	<input type="checkbox"/>	36.0#	N/A	923	934	954	923	954	963	1015	1034	1057	1093
		Uph. Seat/Back, Left Hand	GSOVTAUBLH	<input type="checkbox"/>	<input type="checkbox"/>	<input type="checkbox"/>	<input type="checkbox"/>	<input type="checkbox"/>	<input type="checkbox"/>	<input type="checkbox"/>	37.0#	N/A	958	970	990	958	990	998	1049	1068	1093	1129
		Uph. Seat/Back, Right Hand	GSOVTAUBRH	<input type="checkbox"/>	<input type="checkbox"/>	<input type="checkbox"/>	<input type="checkbox"/>	<input type="checkbox"/>	<input type="checkbox"/>	<input type="checkbox"/>	37.0#	N/A	958	970	990	958	990	998	1049	1068	1093	1129
GSP																						
GSU																						
GSUB																						
	Sled Base Flip-and-Store (G2) Tablet Arm Chair <ul style="list-style-type: none">Ergonomic articulation (Perfect Pivot)NONSTACKING	Polypropylene, Left Hand	GSG2APLH	<input type="checkbox"/>	<input type="checkbox"/>	<input type="checkbox"/>	<input type="checkbox"/>	<input type="checkbox"/>		32.0#	\$ 743											
		Polypropylene, Right Hand	GSG2APRH	<input type="checkbox"/>	<input type="checkbox"/>	<input type="checkbox"/>	<input type="checkbox"/>	<input type="checkbox"/>	<input type="checkbox"/>		32.0#	743										
		Uph. Seat, Left Hand	GSG2AULH	<input type="checkbox"/>	<input type="checkbox"/>	<input type="checkbox"/>	<input type="checkbox"/>	<input type="checkbox"/>	<input type="checkbox"/>	<input type="checkbox"/>	35.0#	N/A	892	904	921	892	921	933	984	1002	1026	1062
		Uph. Seat, Right Hand	GSG2AURH	<input type="checkbox"/>	<input type="checkbox"/>	<input type="checkbox"/>	<input type="checkbox"/>	<input type="checkbox"/>	<input type="checkbox"/>	<input type="checkbox"/>	35.0#	N/A	892	904	921	892	921	933	984	1002	1026	1062
		Uph. Seat/Back, Left Hand	GSG2AUBLH	<input type="checkbox"/>	<input type="checkbox"/>	<input type="checkbox"/>	<input type="checkbox"/>	<input type="checkbox"/>	<input type="checkbox"/>	<input type="checkbox"/>	37.0#	N/A	928	940	958	928	958	968	1018	1037	1062	1096
		Uph. Seat/Back, Right Hand	GSG2AUBRH	<input type="checkbox"/>	<input type="checkbox"/>	<input type="checkbox"/>	<input type="checkbox"/>	<input type="checkbox"/>	<input type="checkbox"/>	<input type="checkbox"/>	37.0#	N/A	928	940	958	928	958	968	1018	1037	1062	1096
GSP																						
GSU																						
GSUB																						

A **B** **C** **D** **E** **F** **G**

HOW TO ORDER

Indicate the following information on order form:
1. Quantity of each item.
2. Model number, including options. See “How To Build a Model Number”.
3. Any special service required.

Note: • The ☐ indicates that a choice is required.
• The absence of the ☐ indicates that no choice is required.
• Alpha-numeric characters in place of ☐ indicate that no other alternatives are available.

HOW TO BUILD A MODEL NUMBER

- A**Select basic model.
- B**Select frame color.
Refer to the **Product Color Options** page in this price list.
- C**Select poly seat and back color.
Refer to the **Product Color Options** page in this price list.
- D**Select glide option.
 NGL - No glides
 GFT - Felt glides
 GNM - Non-marring glides
 GNS - Non-skid glides
 GSS - Stainless steel glide
- E**Select tablet arm color.
Refer to the **Product Color Options** page in this price list.

- F**Select fire code.
 NFR - Compliance to TB 117-2013
 FR - Compliance to TB 133
See Upholstery Information for TB133 upcharge.

- G**Select upholstery grade/color.
Refer to [ki.com/fabrics](https://www.ki.com/fabrics)

UPHOLSTERY INFORMATION

C.O.M. Upholstery
C.O.M. requirement for 10 chairs or less with upholstered seat or upholstered seat and back is 3/4 yard per chair of 54” wide nondirectional fabric. For orders of 11 or more with upholstered seat and back and for complete information on ordering C.O.M. see “Ordering C.O.M., C.O.V. and C.O.L.” section.

California TB133 Fire Safety Code
For California Technical Bulletin 133 compliant models, add the following upcharge:
Model=Polypropylene
Added List Price=\$13
Model=Upholstered Seat
Added List Price=\$87
Model=Upholstered Seat and Back
Added List Price=\$123

SPECIAL SERVICES


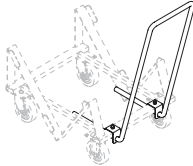
Special Carton Marking

With specially marked information N/C

Shipping
Ships **assembled, FOB Green Bay, WI 54302, freight prepaid.** Freight class 125.

Specifications and prices are subject to change without prior notice.



MODEL	MODEL NUMBER			
	Basic Model	Approx. Packaged Weight	Delivered Pricing	
 HRDPT	Transport Dolly <ul style="list-style-type: none">• Easy maneuverability with 5" casters: two fixed, two swivel• Rugged weld tubular steel frame• Black powder-coat finish	GCD.BL	32.0#	\$ 536
 HRDPT	Universal Dolly Handle <ul style="list-style-type: none">• Field installable• Provides convenient handle for relocating dolly when empty or loaded• Overall dolly height with handle is 37"	UDH.BL	8.0#	\$ 199

A

HOW TO ORDER

Indicate the following information on order form:

1. Quantity of each item.
2. Model number, including options. See "How To Build a Model Number".
3. Any special service required.

Note:

- The ☐ indicates that a choice is required.
- The absence of the ☐ indicates that no choice is required.
- Alpha-numeric characters in place of ☐ indicate that no other alternatives are available.

HOW TO BUILD A MODEL NUMBER

A Select basic model.

SPECIAL SERVICES



Special Carton Marking

With specially marked information N/C

Shipping
Ships **assembled, FOB Green Bay, WI 54302, freight prepaid.** Freight class 125.

Specifications and prices are subject to change without prior notice.



			MODEL NUMBER																			
			Basic Model	Seat Height	Frame Color	Seat & Back Color	Glide Option	Fire Code	Upholstery Color													
 GLSP GLSU GLSUB	Four-Leg Armless Cafe Stool <ul style="list-style-type: none">Ergonomic articulation (Perfect Pivot)StackingTwo seat heights	Polypropylene	GLSNAP	<input type="checkbox"/> <input type="checkbox"/>	<input type="checkbox"/> <input type="checkbox"/>	<input type="checkbox"/> <input type="checkbox"/> <input type="checkbox"/> <input type="checkbox"/>	<input type="checkbox"/>	<input type="checkbox"/> <input type="checkbox"/>		Approx. Packaged Weight	Delivered Pricing Unupholstered	Delivered Pricing Fabric Grade 1 & C.O.M.	Delivered Pricing Fabric Grade 2	Delivered Pricing Fabric Grade 3	Delivered Pricing C.O.V.	Delivered Pricing Vinyl Group 2V	Delivered Pricing Pallas Fabric Group P0	Delivered Pricing Pallas Fabric Group P1	Delivered Pricing Pallas Fabric Group P2	Delivered Pricing Pallas Fabric Group P3	Delivered Pricing Pallas Fabric Group P4	
		Upholstered Seat	GLSNAU	<input type="checkbox"/> <input type="checkbox"/>	<input type="checkbox"/> <input type="checkbox"/>	<input type="checkbox"/> <input type="checkbox"/> <input type="checkbox"/> <input type="checkbox"/>	<input type="checkbox"/>	<input type="checkbox"/> <input type="checkbox"/>	<input type="checkbox"/> <input type="checkbox"/> <input type="checkbox"/> <input type="checkbox"/> <input type="checkbox"/> <input type="checkbox"/>	32.0#	\$ 577											
		Upholstered Seat/Back	GLSNAUB	<input type="checkbox"/> <input type="checkbox"/>	<input type="checkbox"/> <input type="checkbox"/>	<input type="checkbox"/> <input type="checkbox"/> <input type="checkbox"/> <input type="checkbox"/>	<input type="checkbox"/>	<input type="checkbox"/> <input type="checkbox"/>	<input type="checkbox"/> <input type="checkbox"/> <input type="checkbox"/> <input type="checkbox"/> <input type="checkbox"/> <input type="checkbox"/>	35.0#	N/A	727	738	758	727	758	768	815	837	862	897	
										37.0#	N/A	762	772	794	762	794	806	854	874	899	932	
 GLSP GLSU GLSUB	Four-Leg Cantilever Arm Cafe Stool <ul style="list-style-type: none">Ergonomic articulation (Perfect Pivot)StackingTwo seat heights	Polypropylene	GLSCAP	<input type="checkbox"/> <input type="checkbox"/>	<input type="checkbox"/> <input type="checkbox"/>	<input type="checkbox"/> <input type="checkbox"/> <input type="checkbox"/> <input type="checkbox"/>	<input type="checkbox"/>	<input type="checkbox"/> <input type="checkbox"/>		35.0#	\$ 717											
		Upholstered Seat	GLSCAU	<input type="checkbox"/> <input type="checkbox"/>	<input type="checkbox"/> <input type="checkbox"/>	<input type="checkbox"/> <input type="checkbox"/> <input type="checkbox"/> <input type="checkbox"/>	<input type="checkbox"/>	<input type="checkbox"/> <input type="checkbox"/>	<input type="checkbox"/> <input type="checkbox"/> <input type="checkbox"/> <input type="checkbox"/> <input type="checkbox"/> <input type="checkbox"/>	38.0#	N/A	866	878	897	866	897	908	958	978	1002	1036	
		Upholstered Seat/Back	GLSCAUB	<input type="checkbox"/> <input type="checkbox"/>	<input type="checkbox"/> <input type="checkbox"/>	<input type="checkbox"/> <input type="checkbox"/> <input type="checkbox"/> <input type="checkbox"/>	<input type="checkbox"/>	<input type="checkbox"/> <input type="checkbox"/>	<input type="checkbox"/> <input type="checkbox"/> <input type="checkbox"/> <input type="checkbox"/> <input type="checkbox"/> <input type="checkbox"/>	40.0#	N/A	903	913	933	903	933	943	993	1013	1036	1070	
			A	B	C	D	E	F	G													

HOW TO ORDER

Indicate the following information on order form:

- Quantity of each item.
- Model number, including options. See “How To Build a Model Number”.
- Any special service required.

Note:

- The ☐ indicates that a choice is required.
- The absence of the ☐ indicates that no choice is required.
- Alpha-numeric characters in place of ☐ indicate that no other alternatives are available.

HOW TO BUILD A MODEL NUMBER

- A**Select basic model.
- B**Select seat height.

24

- 24” Seat Height

30

- 30” Seat Height
- C**Select frame color.

Refer to the **Product Color Options** page in this price list.
- D**Select poly seat and back color.

Refer to the **Product Color Options** page in this price list.
- E**Select glide option.

F

- Felt Glides

P

- Plastic glides

S

- Steel glides
- F**Select fire code.

NFR

- Compliance to TB 117-2013

FR

- Compliance to TB 133

See Upholstery Information for TB133

GSelect upholstery grade/color.

Refer to [ki.com/fabrics](#)

UPHOLSTERY INFORMATION

C.O.M. Upholstery
C.O.M. requirement for 10 chairs or less with upholstered seat or upholstered seat and back is 3/4 yard per chair of 54” wide nondirectional fabric. For orders of 11 or more with upholstered seat and back and for complete information on ordering C.O.M. see “Ordering C.O.M., C.O.V. and C.O.L.” section.

California TB133 Fire Safety Code
For California Technical Bulletin 133 compliant models, add the following upcharge:
Model=Polypropylene
Added List Price=\$13
Model=Upholstered Seat
Added List Price=\$87
Model=Upholstered Seat and Back
Added List Price=\$123

SPECIAL SERVICES

Special Carton Marking

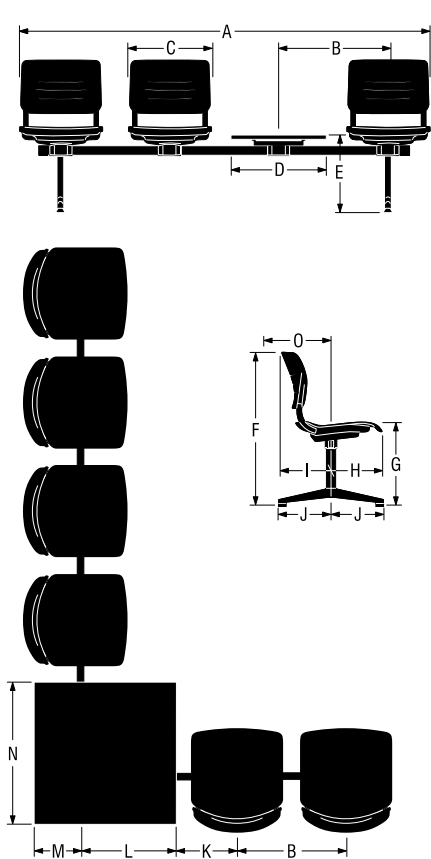
With specially marked information N/C

Shipping
Ships **assembled, FOB Green Bay, WI 54302, freight prepaid.** Freight class 125.

Specifications and prices are subject to change without prior notice.



Features				
Arms	•	•	•	•
Corner tables	•	•	•	•
In-line tables	•	•	•	•
Poly, upholstered seat, or upholstered seat/back	•	•	•	•
General Dimensions				
Seat width	18-1/2"	18-1/2"	18-1/2"	18-1/2"
Seat depth	18-5/16"	18-5/16"	18-5/16"	18-5/16"
Seat height	17"	17"	17"	17"
Unit width (with arms)	28"	50"	72"	94"
Unit width (no arms)	28"	50"	72"	88"
Unit height		33"	33"	33"
Corner table top	30" x 30"	30" x 30"	30" x 30"	30" x 30"
In-line table	20" x 20"	20" x 20"	20" x 20"	20" x 20"
Table height (all table models)	17"	17"	17"	17"
Width between arms (inside arm)	18"	18"	18"	18"
Arm height from floor	25-3/4"	25-3/4"	25-3/4"	25-3/4"



DIMENSIONS			
		No Arms	With Arms
A1	2-Place Unit	44 1/2"	44 1/2"
A2	3-Place Unit	66 1/2"	66 1/2"
A3	4-Place Unit	86"	92 1/2"
B	Additional Places	22"	22"
C	Seat Width	18 1/2"	
D	Table Width	20"	
E	Table Height	17"	
F	Unit Height	33"	
G	Seat Height	17"	
H	Beam Center to Front of Seat	10 1/4"	
I	Beam Center to Back of Back	11"	
J	Beam Center to Foot End	11 1/2"	
K	Seat Center to Corner Table Mounting Side	13 1/2"	
L	Beam Center to Corner Table Mounting Side	20"	
M	Beam Center to Corner Table Back	10"	
N	Corner Table Width	30"	
O	Beam Center to Back of Flexed Back	14 1/4"	

SPECIFICATIONS

Tandem Base

Cast aluminum alloy leg section. 14-gauge 1" x 2" seamless steel column. Upright and base are painted monochromatic with beam and yoke. Columns are welded to a plate which clamps onto beam.

Tandem Arm

Oval tubular steel arm support with self-skinning urethane armrests measuring 10-1/4" long x 4" wide. The tubular arm support is welded to a yoke and then fastened to the beam via a coverplate.

Underseat Structure

Support structure is die-drawn 12-gauge steel plate. Fixed backrest mechanism structures are made from 1/2" dia. steel wire and attached by welding. Structure is finished with baked-on electrostatically-applied 30 degree gloss epoxy.

Backrest, Seat and Shroud

Injection molded polypropylene.

Optional Upholstered Seat or Seat & Back

Urethane foam is attached to an injection-molded polypropylene liner board, then upholstered using a draw-string process. Seat foam is molded nominal 1" thickness and back foam is nominal 1/2" thickness. The flush-head fasteners that attach the back pad are color-matched to the polypropylene.

Backrest Articulation Mechanism

Two outer backrest supports formed from 1" dia. tubular steel are inserted into sockets molded into the backrest and secured with screws. The backrest assembly moves over molded thermo-plastic slide bushings and is supported by steel coil springs. This mechanism allows the backrest to move through 15 degrees of movement, about an axis of rotation that is through the hips of the occupant.

In-Line Table

Solid core top is 20" x 20" x 7/8" with a vinyl bullnose edge.

Corner Table

Solid core top is 30" x 30" x 7/8" with a vinyl bullnose edge.

INFORMATION

C.O.M Testing and Production

Requirements

Not all materials are suitable for upholstering this product. A 1-1/2 yd. x 54" sample must be submitted and approved prior to acceptance of an order. If the fabric is directional in pattern or weave, the direction must be indicated on the submitted sample, and additional yardage may be requested.

Test samples must be sent to:

KI
Attn: C.O.M. Specialist
1687 Westminster Drive - Gate 3
Green Bay, WI 54302

Fabric Disclaimer

Fabric will be applied as swatched by the fabric manufacturer. Fabric that is required to be applied differently than is swatched will need a Special Cost Request written specifying the direction the fabric is to be applied. The posted standard lead time will apply to the Special Cost Request.

KI Color Match Program

KI offers the additional option of color matching paint, polypropylene, or wood stain through Product Modification Requests, contact Customer Service for details.

Whatever you imagine, whatever you require. KI's Color Match program lets you pick your color!

Color Match Process - Poly Seating information can be found [here](#).

INFORMATION

Warranty

Refer to KI Terms & Conditions document or visit [ki.com](#)



Frame Color		Twilight Shadow	ETI	Cocobala	LCC
Black	BL	Ultra Blue	EUB	Crisp Linen	LRI
Blue Grey	GR	Warm Grey	EWG	Desert Zephyr	LDZ
Bronze Metallic	ZM	Zesty Lime	EZL	Dove Grey	LDG
Cayenne	CY	Seat and Back Color - Polypropylene Non Flame-Retardant		Fired Steel	LIL
Champagne Metallic	CM			Flax Linen	LXF
Cool Grey	CG		PBL	Florence Walnut	LFC
Cottonwood	CO		PGR	Forged Steel	LOL
Earthen Clay	EY		PCY	Friston Ash	LFH
Espresso Metallic	EX		PCG	Frosty White	LFW
Everglade Shade	EV		PCO	Graphite Nebula	LGN
Flannel	FN		PEY	Grey	LGE
Glitz Metallic	GZ		PEV	High Rise	LHE
Hazy Jade	HJ		PFN	Hollyberry	LHY
Honey Bee	HY	Flannel	PHJ	Irish Linen	LIH
Light Tone	LG	Hazy Jade	PHY	Island	LID
Mardi Gras	MG	Honey Bee	PLG	Italian Silver Ash	LIT
Misty Brown	MY	Light Tone	PMG	Kensington Maple	LKM
Nemo	NE	Mardi Gras	PMY	Lapis Blue	LLB
Nordic	ND	Misty Brown	PNE	Markerboard White	LMK
Poppy Red	PR	Nemo	PND	Misted Zephyr	LMR
Purple Haze	PH	Nordic	PPR	Monticello Maple	LMT
Rubber Ducky	RK	Poppy Red	PPH	Nickel Evolv	LNv
Sand	SA	Purple Haze	PRK	North Sea	LNA
Sky Blue	SK	Rubber Ducky	PSA	Ocean	LON
Starlight Silver Metallic	SX	Sand	PSK	Pearl Bisque	LPB
Surf's Up	SP	Sky Blue	PSP	Pearl Silver	LPS
Twilight Shadow	TI	Surf's Up	PTI	Pressed Linen	LPR
Ultra Blue	UB	Twilight Shadow	PUB	River Cherry	LRy
Warm Grey	WG	Ultra Blue	PWG	Rugged Linen	LRG
Zesty Lime	ZL	Warm Grey	PZL	Satin Stainless	LSS
		Zesty Lime		Shadow Zephyr	LSR
Edge Color				Silicon evolv	LSV
Belair	EBQ	Arm pad matches seat and back color for black, blue grey, sand and warm grey. Otherwise it is always black.		Sterling Ash	LAZ
Black	EBL			Tailored Linen	LTL
Blue Grey	EGR	TRANSLUCENT colors are available on the upholstered seat models only.		Titanium evolv	LTV
Cayenne	ECY			White Nebula	LWL
Cool Grey	ECG	Seat and Back Color - Polypropylene Flame-Retardant		White Sand	LWN
Earthen Clay	EEY	Black	PBL	Windsor Mahogany	LWY
Everglade Shade	EEV				
Flannel	EFN				
Friston Ash	EFH	Arm pad matches seat and back color for black, blue grey, sand and warm grey. Otherwise it is always black.			
Frosty White	EFW				
Hazy Jade	EHJ	The above seating product can be manufactured using the appropriate flame-retardant materials for compliance to California Technical Bulletin 133.			
Honey Bee	EHY				
Light Tone	ELG				
Mardi Gras	EMG	Surface Finish - Laminate			
Misty Brown	EMY				
Nemo	ENE	Belair	LBO		
Nordic	END	Biltmore Cherry	LBT		
Poppy Red	EPR	Black	LBK		
Purple Haze	EPH	Brighton Walnut	LBW		
Rubber Ducky	ERK	Canyon Zephyr	LCA		
Sand	ESA	Castle Oak	LCO		
Sky Blue	ESK	Casual Linen	LCU		
Sterling Ash	EAZ	Cherry Storm	LCX		
Surf's Up	ESP	Classic Linen	LCl		
		Cloud Zephyr	LCL		




Finish Cards

View color swatches for items listed within this document.

<u>Paints</u>	<u>Wood/Veneer</u>	<u>Molded Edges</u>	<u>Hard Plastics</u>
<u>Plastics/Poly</u>	<u>Laminates</u>	<u>Edge Styles</u>	<u>Glass</u>

Certain options referenced may not be available on GSA Schedule.



		MODEL NUMBER							
		Basic Model	Frame Color	Fire Code	Seat & Back Color	Surface Finish	Edge Color		
MODEL	Features							Approx. Packaged Weight	Delivered Pricing
 GT1P GT2P GT3P GT4P GT5P	Polypropylene - No Arms <ul style="list-style-type: none">Optional in-line tables1 seat, 0 in-line table models must connect to a corner tableCorner table is ordered separately	1 Seat, 0 In-Line Table	GT1NAP/S1/IT0	<input type="checkbox"/>	<input type="checkbox"/>	<input type="checkbox"/>		30.0#	\$ 839
		1 Seat, 1 In-Line Table	GT2NAP/S1/IT1	<input type="checkbox"/>	<input type="checkbox"/>	<input type="checkbox"/>	<input type="checkbox"/>	44.0#	1780
		2 Seat, 0 In-Line Table	GT2NAP/S2/IT0	<input type="checkbox"/>	<input type="checkbox"/>	<input type="checkbox"/>		50.0#	1677
		2 Seat, 1 In-Line Table	GT3NAP/S2/IT1	<input type="checkbox"/>	<input type="checkbox"/>	<input type="checkbox"/>	<input type="checkbox"/>	64.0#	2617
		3 Seat, 0 In-Line Table	GT3NAP/S3/IT0	<input type="checkbox"/>	<input type="checkbox"/>	<input type="checkbox"/>		70.0#	2515
		3 Seat, 1 In-Line Table	GT4NAP/S3/IT1	<input type="checkbox"/>	<input type="checkbox"/>	<input type="checkbox"/>	<input type="checkbox"/>	84.0#	3457
		4 Seat, 0 In-Line Table	GT4NAP/S4/IT0	<input type="checkbox"/>	<input type="checkbox"/>	<input type="checkbox"/>		94.0#	3360
		3 Seat, 2 In-Line Tables	GT5NAP/S3/IT2	<input type="checkbox"/>	<input type="checkbox"/>	<input type="checkbox"/>	<input type="checkbox"/>	103.0#	4397
		4 Seat, 1 In-Line Table	GT5NAP/S4/IT1	<input type="checkbox"/>	<input type="checkbox"/>	<input type="checkbox"/>	<input type="checkbox"/>	109.0#	4297
		5 Seat, 0 In-Line Table	GT5NAP/S5/IT0	<input type="checkbox"/>	<input type="checkbox"/>	<input type="checkbox"/>		115.0#	4199
 GT1P GT2P GT3P GT4P GT5P	Polypropylene - End Arms Only <ul style="list-style-type: none">Optional in-line tables1 seat, 0 in-line table models must connect to a corner tableCorner table is ordered separately	1 Seat, 0 In-Line Table	GT1EAP/S1/IT0	<input type="checkbox"/>	<input type="checkbox"/>	<input type="checkbox"/>		35.0#	\$ 1153
		1 Seat, 1 In-Line Table	GT2EAP/S1/IT1	<input type="checkbox"/>	<input type="checkbox"/>	<input type="checkbox"/>	<input type="checkbox"/>	49.0#	1934
		2 Seat, 0 In-Line Table	GT2EAP/S2/IT0	<input type="checkbox"/>	<input type="checkbox"/>	<input type="checkbox"/>		52.0#	1990
		2 Seat, 1 In-Line Table	GT3EAP/S2/IT1	<input type="checkbox"/>	<input type="checkbox"/>	<input type="checkbox"/>	<input type="checkbox"/>	60.0#	2927
		3 Seat, 0 In-Line Table	GT3EAP/S3/IT0	<input type="checkbox"/>	<input type="checkbox"/>	<input type="checkbox"/>		69.0#	2831
		3 Seat, 1 In-Line Table	GT4EAP/S3/IT1	<input type="checkbox"/>	<input type="checkbox"/>	<input type="checkbox"/>	<input type="checkbox"/>	75.0#	3766
		4 Seat, 0 In-Line Table	GT4EAP/S4/IT0	<input type="checkbox"/>	<input type="checkbox"/>	<input type="checkbox"/>		86.0#	3667
		3 Seat, 2 In-Line Tables	GT5EAP/S3/IT2	<input type="checkbox"/>	<input type="checkbox"/>	<input type="checkbox"/>	<input type="checkbox"/>	94.0#	4707
		4 Seat, 1 In-Line Table	GT5EAP/S4/IT1	<input type="checkbox"/>	<input type="checkbox"/>	<input type="checkbox"/>	<input type="checkbox"/>	105.0#	4606
		5 Seat, 0 In-Line Table	GT5EAP/S5/IT0	<input type="checkbox"/>	<input type="checkbox"/>	<input type="checkbox"/>		110.0#	4513
 GT1P GT2P GT3P GT4P GT5P	Polypropylene - Arms <ul style="list-style-type: none">Optional in-line tablesIn-line tables must be placed between seats with shared arm application1 seat, 0 in-line table models must connect to a corner tableCorner table is ordered separately	1 Seat, 0 In-Line Table	GT1AAP/S1/IT0	<input type="checkbox"/>	<input type="checkbox"/>	<input type="checkbox"/>		35.0#	\$ 1153
		1 Seat, 1 In-Line Table	GT2AAP/S1/IT1	<input type="checkbox"/>	<input type="checkbox"/>	<input type="checkbox"/>	<input type="checkbox"/>	49.0#	2091
		2 Seat, 0 In-Line Table	GT2AAP/S2/IT0	<input type="checkbox"/>	<input type="checkbox"/>	<input type="checkbox"/>		60.0#	2147
		2 Seat, 1 In-Line Table	GT3AAP/S2/IT1	<input type="checkbox"/>	<input type="checkbox"/>	<input type="checkbox"/>	<input type="checkbox"/>	74.0#	3242
		3 Seat, 0 In-Line Table	GT3AAP/S3/IT0	<input type="checkbox"/>	<input type="checkbox"/>	<input type="checkbox"/>		85.0#	3143
		3 Seat, 1 In-Line Table	GT4AAP/S3/IT1	<input type="checkbox"/>	<input type="checkbox"/>	<input type="checkbox"/>	<input type="checkbox"/>	99.0#	4237
		4 Seat, 0 In-Line Table	GT4AAP/S4/IT0	<input type="checkbox"/>	<input type="checkbox"/>	<input type="checkbox"/>		110.0#	4143
		3 Seat, 2 In-Line Tables	GT5AAP/S3/IT2	<input type="checkbox"/>	<input type="checkbox"/>	<input type="checkbox"/>	<input type="checkbox"/>	118.0#	5331
		4 Seat, 1 In-Line Table	GT5AAP/S4/IT1	<input type="checkbox"/>	<input type="checkbox"/>	<input type="checkbox"/>	<input type="checkbox"/>	129.0#	5236
		5 Seat, 0 In-Line Table	GT5AAP/S5/IT0	<input type="checkbox"/>	<input type="checkbox"/>	<input type="checkbox"/>		140.0#	5133

A **B** **C** **D** **E** **F**

HOW TO ORDER

Indicate the following information on order form:
1. Quantity of each item.
2. Model number, including options. See “How To Build a Model Number”.
3. Any special service required.

Note: • The ☐ indicates that a choice is required.
• The absence of the ☐ indicates that no choice is required.
• Alpha-numeric characters in place of ☐ indicate that no other alternatives are available.

HOW TO BUILD A MODEL NUMBER

- A**Select basic model.
- B**Select frame color.
Refer to the **Product Color Options** page in this price list.
- C**Select fire code.

FR	- Compliance to TB 133
NFR	- No Fire Retardant

See pricing column for TB133 upcharge.
- D**Select seat/back color.
Refer to the **Product Color Options** page in this price list.
- E**Select surface finish for table.
Refer to the **Product Color Options** page in this price list.
- F**Select table edge color.
Refer to the **Product Color Options** page in this price list.

OPTIONS

California TB133 Fire Safety Code
For California Technical Bulletin 133 compliant models, a Product Modification Request is required. Contact Customer Service for details.

SPECIAL SERVICES

Special Carton Marking

With specially marked information N/C

Shipping
Ships **knocked down, FOB Green Bay, WI 54302, freight prepaid.** Freight class 70.

Specifications and prices are subject to change without prior notice.



GT1U
GT2U
GT3U
GT4U
GT5U

Indicate the following information on order form:

1. Quantity of each item.
2. Model number, including options. See "How To Build a Model Number".
3. Any special service required.

Note:

- The ☐ indicates that a choice is required.
- The absence of the ☐ indicates that no choice is required.
- Alpha-numeric characters in place of ☐ indicate that no other alternatives are available.

G Select upholstery grade/color.
Refer to [**ki.com/fabrics**](http://ki.com/fabrics)

- A** Select basic model.
Refer to the **Product Color Options** page in this price list.
- B** Select frame color.
Refer to the **Product Color Options** page in this price list.
- C** Select seat/back color.
Refer to the **Product Color Options** page in this price list.
- D** Select surface finish for table.
Refer to the **Product Color Options** page in this price list.
- E** Select table edge color.
Refer to the **Product Color Options** page in this price list.
- F** Select fire code.

NFR	- Compliance to TB 117-2013
FR	- Compliance to TB 133

See pricing column for TB133 upcharge.

California TB133 Fire Safety Code
For California Technical Bulletin 133 compliant models, a Product Modification Request is required. Contact Customer Service for details.

Shipping
Ships **knocked down, FOB Green Bay, WI 54302, freight prepaid.** Freight class 70.

Specifications and prices are subject to change without prior notice.

GT1UB
GT2UB
GT3UB
GT4UB
GT5UB

Indicate the following information on order form:

1. Quantity of each item.
2. Model number, including options. See "How To Build a Model Number".
3. Any special service required.

Note:

- The ☐ indicates that a choice is required.
- The absence of the ☐ indicates that no choice is required.
- Alpha-numeric characters in place of ☐ indicate that no other alternatives are available.

G Select upholstery grade/color.
Refer to ki.com/fabrics

- A** Select basic model.
Refer to the **Product Color Options** page in this price list.
- B** Select frame color.
Refer to the **Product Color Options** page in this price list.
- C** Select seat/back color.
Refer to the **Product Color Options** page in this price list.
- D** Select surface finish for table.
Refer to the **Product Color Options** page in this price list.
- E** Select table edge color.
Refer to the **Product Color Options** page in this price list.
- F** Select fire code.



NFR	- Compliance to TB 117-2013
FR	- Compliance to TB 133

See pricing column for TB133 upcharge.

California TB133 Fire Safety Code
For California Technical Bulletin 133 compliant models, a Product Modification Request is required. Contact Customer Service for details.

Specifications and prices are subject to change without prior notice.



			MODEL NUMBER																			
			Basic Model	Frame Color	Seat & Back Color	Surface Finish	Edge Color	Fire Code	Upholstery Color													
MODEL	Features								Approx. Packaged Weight	Delivered Pricing Fabric Grade 1 & C.O.M.	Delivered Pricing Fabric Grade 2	Delivered Pricing Fabric Grade 3	Delivered Pricing C.O.V.	Delivered Pricing Vinyl Group 2V	Delivered Pricing Pallas Fabric Group P0	Delivered Pricing Pallas Fabric Group P1	Delivered Pricing Pallas Fabric Group P2	Delivered Pricing Pallas Fabric Group P3	Delivered Pricing Pallas Fabric Group P4	TB133 add to list price		
 GT1UB GT2UB GT3UB GT4UB GT5UB	Upholstered Seat and Back - End Arms Only <ul style="list-style-type: none">Optional in-line tables1 seat, 0 in-line table models must connect to a corner tableCorner table is ordered separately	1 Seat, 0 In-Line Table	GT1EAUB/S1/IT0	<input type="checkbox"/>	<input type="checkbox"/>			<input type="checkbox"/>	<input type="checkbox"/>	40.0#	\$ 1338	\$ 1348	\$ 1368	\$ 1338	\$ 1368	\$ 1381	\$ 1428	\$ 1448	\$ 1473	\$ 1506	\$ 129	
		1 Seat, 1 In-Line Table	GT2EAUB/S1/IT1	<input type="checkbox"/>	<input type="checkbox"/>	<input type="checkbox"/>	<input type="checkbox"/>	<input type="checkbox"/>	<input type="checkbox"/>	54.0#	2119	2129	2149	2119	2149	2162	2209	2229	2254	2285	129	
		2 Seat, 0 In-Line Table	GT2EAUB/S2/IT0	<input type="checkbox"/>	<input type="checkbox"/>			<input type="checkbox"/>	<input type="checkbox"/>	57.0#	2325	2345	2385	2325	2385	2411	2505	2545	2595	2341	257	
		2 Seat, 1 In-Line Table	GT3EAUB/S2/IT1	<input type="checkbox"/>	<input type="checkbox"/>	<input type="checkbox"/>	<input type="checkbox"/>	<input type="checkbox"/>	<input type="checkbox"/>	65.0#	3262	3282	3322	3262	3322	3348	3442	3482	3532	3279	257	
		3 Seat, 0 In-Line Table	GT3EAUB/S3/IT0	<input type="checkbox"/>	<input type="checkbox"/>			<input type="checkbox"/>	<input type="checkbox"/>	74.0#	3316	3346	3406	3316	3406	3445	3586	3646	3721	3183	384	
		3 Seat, 1 In-Line Table	GT4EAUB/S3/IT1	<input type="checkbox"/>	<input type="checkbox"/>	<input type="checkbox"/>	<input type="checkbox"/>	<input type="checkbox"/>	<input type="checkbox"/>	80.0#	4251	4281	4341	4251	4341	4380	4521	4581	4656	4118	384	
		4 Seat, 0 In-Line Table	GT4EAUB/S4/IT0	<input type="checkbox"/>	<input type="checkbox"/>			<input type="checkbox"/>	<input type="checkbox"/>	91.0#	4302	4342	4422	4302	4422	4474	4662	4742	4842	4020	514	
		3 Seat, 2 In-Line Tables	GT5EAUB/S3/IT2	<input type="checkbox"/>	<input type="checkbox"/>	<input type="checkbox"/>	<input type="checkbox"/>	<input type="checkbox"/>	<input type="checkbox"/>	99.0#	5192	5222	5282	5192	5282	5321	5462	5522	5597	5059	384	
		4 Seat, 1 In-Line Table	GT5EAUB/S4/IT1	<input type="checkbox"/>	<input type="checkbox"/>	<input type="checkbox"/>	<input type="checkbox"/>	<input type="checkbox"/>	<input type="checkbox"/>	110.0#	5241	5281	5361	5241	5361	5413	5601	5681	5781	4958	514	
		5 Seat, 0 In-Line Table	GT5EAUB/S5/IT0	<input type="checkbox"/>	<input type="checkbox"/>			<input type="checkbox"/>	<input type="checkbox"/>	115.0#	5298	5348	5448	5298	5448	5513	5748	5848	5973	4863	643	
 GT1UB GT2UB GT3UB GT4UB GT5UB	Upholstered Seat and Back - Arms <ul style="list-style-type: none">Optional in-line tablesIn-line tables must be placed between seats with shared arm application1 seat, 0 in-line table models must connect to a corner tableCorner table is ordered separately	1 Seat, 0 In-Line Table	GT1AAUB/S1/IT0	<input type="checkbox"/>	<input type="checkbox"/>			<input type="checkbox"/>	<input type="checkbox"/>	40.0#	\$ 1338	\$ 1348	\$ 1368	\$ 1338	\$ 1368	\$ 1381	\$ 1428	\$ 1448	\$ 1473	\$ 1506	\$ 129	
		1 Seat, 1 In-Line Table	GT2AAUB/S1/IT1	<input type="checkbox"/>	<input type="checkbox"/>	<input type="checkbox"/>	<input type="checkbox"/>	<input type="checkbox"/>	<input type="checkbox"/>	54.0#	2276	2286	2306	2276	2306	2319	2366	2386	2411	2441	129	
		2 Seat, 0 In-Line Table	GT2AAUB/S2/IT0	<input type="checkbox"/>	<input type="checkbox"/>			<input type="checkbox"/>	<input type="checkbox"/>	65.0#	2482	2502	2542	2482	2542	2568	2662	2702	2752	2499	257	
		2 Seat, 1 In-Line Table	GT3AAUB/S2/IT1	<input type="checkbox"/>	<input type="checkbox"/>	<input type="checkbox"/>	<input type="checkbox"/>	<input type="checkbox"/>	<input type="checkbox"/>	79.0#	3577	3597	3637	3577	3637	3663	3757	3797	3847	3594	257	
		3 Seat, 0 In-Line Table	GT3AAUB/S3/IT0	<input type="checkbox"/>	<input type="checkbox"/>			<input type="checkbox"/>	<input type="checkbox"/>	90.0#	3628	3658	3718	3628	3718	3757	3898	3958	4033	3493	384	
		3 Seat, 1 In-Line Table	GT4AAUB/S3/IT1	<input type="checkbox"/>	<input type="checkbox"/>	<input type="checkbox"/>	<input type="checkbox"/>	<input type="checkbox"/>	<input type="checkbox"/>	104.0#	4722	4752	4812	4722	4812	4851	4992	5052	5127	4589	384	
		4 Seat, 0 In-Line Table	GT4AAUB/S4/IT0	<input type="checkbox"/>	<input type="checkbox"/>			<input type="checkbox"/>	<input type="checkbox"/>	115.0#	4778	4818	4898	4778	4898	4950	5138	5218	5318	4457	514	
		3 Seat, 2 In-Line Tables	GT5AAUB/S3/IT2	<input type="checkbox"/>	<input type="checkbox"/>	<input type="checkbox"/>	<input type="checkbox"/>	<input type="checkbox"/>	<input type="checkbox"/>	123.0#	5816	5846	5906	5816	5906	5945	6086	6146	6221	5680	384	
		4 Seat, 1 In-Line Table	GT5AAUB/S4/IT1	<input type="checkbox"/>	<input type="checkbox"/>	<input type="checkbox"/>	<input type="checkbox"/>	<input type="checkbox"/>	<input type="checkbox"/>	134.0#	5871	5911	5991	5871	5991	6043	6231	6311	6411	5586	514	
		5 Seat, 0 In-Line Table	GT5AAUB/S5/IT0	<input type="checkbox"/>	<input type="checkbox"/>			<input type="checkbox"/>	<input type="checkbox"/>	145.0#	5918	5968	6068	5918	6068	6133	6368	6468	6593	5484	643	

HOW TO ORDER

Indicate the following information on order form:

- Quantity of each item.
- Model number, including options. See “How To Build a Model Number”.
- Any special service required.

Note:

- The ☐ indicates that a choice is required.
- The absence of the ☐ indicates that no choice is required.
- Alpha-numeric characters in place of ☐ indicate that no other alternatives are available.

HOW TO BUILD A MODEL NUMBER

GSelect upholstery grade/color.
Refer to ki.com/fabrics

- A**Select basic model.
- B**Select frame color.
Refer to the **Product Color Options** page in this price list.
- C**Select seat/back color.
Refer to the **Product Color Options** page in this price list.
- D**Select surface finish for table.
Refer to the **Product Color Options** page in this price list.
- E**Select table edge color.
Refer to the **Product Color Options** page in this price list.
- F**Select fire code.

NFR

FR

- Compliance to TB 117-2013

- Compliance to TB 133

See pricing column for TB133 upcharge.

OPTIONS

California TB133 Fire Safety Code
For California Technical Bulletin 133 compliant models, a Product Modification Request is required. Contact Customer Service for details.

SPECIAL SERVICES

Special Carton Marking

With specially marked information N/C

Shipping
Ships **knocked down, FOB Green Bay, WI 54302, freight prepaid.** Freight class 70.

Specifications and prices are subject to change without prior notice.



			MODEL NUMBER					
			Basic Model	Frame Color	Surface Finish	Edge Color		
<div>MSCT</div>	MODEL	Features					Approx. Packaged Weight	Delivered Pricing
	Corner Table	Connects 2 units	TCT	<input type="checkbox"/> <input type="checkbox"/>	<input type="checkbox"/> <input type="checkbox"/> <input type="checkbox"/>	<input type="checkbox"/> <input type="checkbox"/> <input type="checkbox"/>	14.0#	\$ 760
	<ul style="list-style-type: none">• Number of tables per arrangement• Plastic laminate with vinyl bullnose edge• For mounting modular units at a 90° angle• Two required for U-shaped configuration• One required for L-shaped configuration							
<div>HRDPT</div>	Back Ganging Bar		DOP.GANG	<input type="checkbox"/> <input type="checkbox"/>			8.0#	\$ 254
	<ul style="list-style-type: none">• Connects 2 units back-to-back• Powder coated to match base• Sold in pairs							
			A	B	C	D		

HOW TO ORDER

Indicate the following information on order form:

- Quantity of each item.
- Model number, including options. See “How To Build a Model Number”.
- Any special service required.

Note:

- The ☐ indicates that a choice is required.
- The absence of the ☐ indicates that no choice is required.
- Alpha-numeric characters in place of ☐ indicate that no other alternatives are available.

HOW TO BUILD A MODEL NUMBER

- A** Select basic model.
- B** Select frame color.
Refer to the **Product Color Options** page in this price list.
- C** Select surface finish for table.
Refer to the **Product Color Options** page in this price list.
- D** Select table edge color.
Refer to the **Product Color Options** page in this price list.

SPECIAL SERVICES

Special Carton Marking

With specially marked information N/C

Shipping
Ships **knocked down, FOB Green Bay, WI 54302, freight prepaid.** Freight class 70.

Specifications and prices are subject to change without prior notice.



Armless Task Chair (GPDNAP)



Task Cantilever Armchair (GPDCAU)

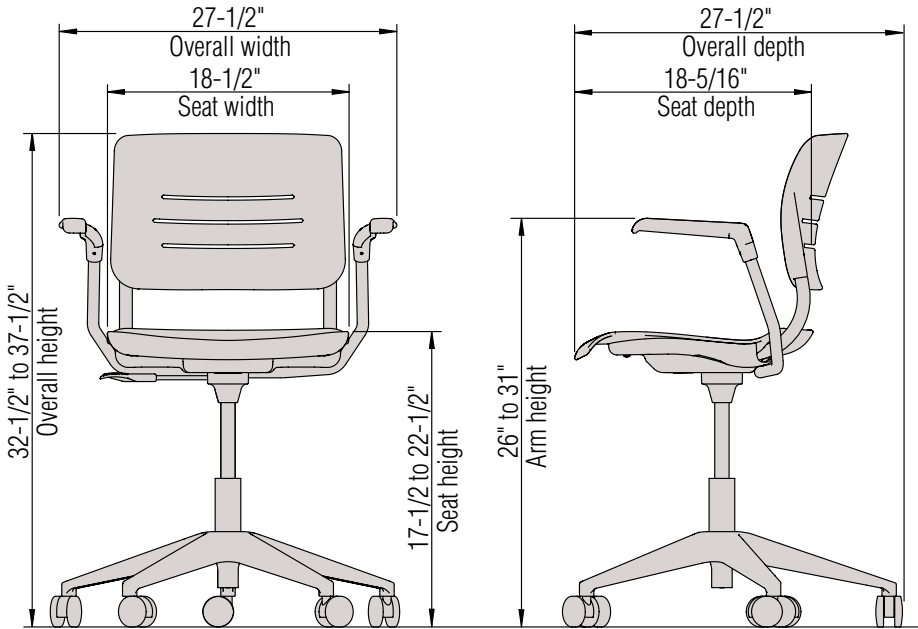


Armless Task Stool



Task Cantilever Arm Stool

Features				
Poly, upholstered seat, or upholstered seat/back	•	•	•	•
Ergonomic articulation (Perfect Pivot)	•	•	•	•
General Dimensions				
Seat width	18-1/2"	18-1/2"	18-1/2"	18-1/2"
Seat depth	18-5/16"	18-5/16"	18-5/16"	18-5/16"
Seat height (upholstered - add 1") (stools with polished aluminum base - subtract 1-3/4")	17-1/2" - 22-1/2"	17-1/2" - 22-1/2"	22-1/2" - 32-3/4"	22-1/2" - 32-3/4"
Overall Dimensions				
Width	27-1/2"	27-1/2"	27-1/2"	27-1/2"
Depth	27-1/2"	27-1/2"	27-1/2"	27-1/2"
Height	32-1/2" - 37-1/2"	32-1/2" - 37-1/2"	37-1/2" - 47-3/4"	37-1/2" - 47-3/4"
Arms to floor		26" - 31"		31" - 41-3/4"



SPECIFICATIONS

Underseat Structure

Support structure is die-drawn, 12-gauge steel plate. Fixed backrest mechanism structures are made from 1/2" diameter steel wire and attached by welding. Structure is finished with baked-on, electrostatically-applied, 30-degree gloss epoxy powder coating.

Arms

Optional cantilever arms are available. When equipped with arms, the supporting structure is 7/8" o.d. x 13-gauge tubular steel welded directly to the seat structure plate. The steel support tube is inserted into a socket molded into the armrest and secured with a screw. Armrests are molded from glass-reinforced nylon. Steel support tube and armcap color matches poly color. Diamond translucent poly has light tone arms; Pewter translucent has flannel arms

Backrest, Seat and Shroud

Injection molded polypropylene.

Backrest Articulation Mechanism

A pair of outer backrest supports formed from 1" diameter tubular steel are inserted into sockets molded into the backrest and secured with screws. The backrest assembly moves over molded thermoplastic slide bushings and is supported by steel coil springs. This mechanism allows the backrest to move through 15 degrees of movement, about an axis of rotation that is through the hips of the occupant.

Optional Upholstered Seat and Back

Urethane foam is attached to an injection-molded polypropylene liner board, then upholstered using a draw-string process. Seat foam is molded nominal 1" thickness and back foam is nominal 1/2" thickness. The fasteners that attach the back pad are color-matched to the polypropylene.

Base

26" injection-molded, glass-reinforced, nylon 5-blade base. A single paddle under the seat operates the height-adjusting pneumatic cylinder. Standard chair base and cylinder available in black or warm grey. Standard stool base available

in black or warm grey. Standard stool cylinder available in black only. An optional polished die-cast aluminum base is available on both chairs and stools.

Base color selection for black includes; black base, black cylinder and black carpet or hard floor casters.

Base color selection for warm grey includes; warm grey base, warm grey cylinder and warm grey carpet casters. Stool cylinder is always black.

Base color selection for polished aluminum includes; polished aluminum base, black cylinder and black carpet or hard floor casters. Hard floor casters are black only.

Casters

Casters are double-wheel, high-impact thermoplastic available with hard (warm grey or black) or soft (black only) wheel surface.

INFORMATION

C.O.M. Testing and Production Requirements

Not all materials are suitable for upholstering this product. A 1 yd. x 54" sample must be submitted and approved prior to acceptance of an order. If the fabric is directional in pattern or weave, the direction must be indicated on the submitted sample, and additional yardage may be requested.

Test samples must be sent to:

KI
Attn: C.O.M. Specialist
1687 Westminster Drive - Gate 3
Green Bay, WI 54302

Fabric Disclaimer

Fabric will be applied as swatched by the fabric manufacturer. Fabric that is required to be applied differently than is swatched will need a Special Cost Request written specifying the direction the fabric is to be applied. The posted standard lead time will apply to the Special Cost Request.

Design

Designed by Giancarlo Piretti and manufactured in the USA by Krueger International, Inc. under license from Pro-Cord S.p.A

KI Color Match Program

KI offers the additional option of color matching paint, polypropylene, or wood stain through Product Modification Requests, contact Customer Service for details.

Whatever you imagine, whatever you require. KI's Color Match program lets you pick your color!

Color Match Process - Poly Seating information can be found here.

INFORMATION

Warranty

Refer to KI Terms & Conditions document or visit ki.com



Base/Caster Color

Black	BL
Warm Grey	WG
Polished Aluminum	PA

Polished aluminum requires an upcharge.

Base color selection for black includes; black base, black cylinder and black carpet or hard floor casters.

Base color selection for warm grey includes; warm grey base, warm grey cylinder and warm grey carpet casters. Stool cylinder is always black.

Base color selection for polished aluminum includes; polished aluminum base, black cylinder and black carpet or hard floor casters.

Hard floor casters are black only.

Shell Color - Polypropylene
Non-Flame Retardant

Black	PBL
Blue Grey	PGR
Cayenne	PCY
Cool Grey	PCG
Cottonwood	PCO
Diamond Translucent	PDT
Earthen Clay	PEY
Everglade Shade	PEV
Flannel	PFN
Hazy Jade	PHJ
Honey Bee	PHY
Light Tone	PLG
Mardi Gras	PMG
Misty Brown	PMY
Nemo	PNE
Nordic	PND
Pewter Translucent	PPT
Poppy Red	PPR
Purple Haze	PPH
Rubber Ducky	PRK
Sand	PSA
Sky Blue	PSK
Surf's Up	PSP
Twilight Shadow	PTI
Ultra Blue	PUB
Warm Grey	PWG
Zesty Lime	PZL

Diamond Translucent and Pewter Translucent are only available on upholstered seat models.

Shell Color - Polypropylene
Flame Retardant

Black	PBL
-------	-----

The above seating product can be manufactured using the appropriate flame-retardant materials for compliance to California Technical Bulletin 133.

Steel tube arm support and armcaps will match poly seat and back.

Finish Cards

View color swatches for items listed within this document.

Paints

Wood/Veneer

Molded Edges

Hard Plastics

Plastics/Poly



Laminates

Edge Styles

Glass

Certain options referenced may not be available on GSA Schedule.



		MODEL NUMBER																	
		Basic Model	Base Color	Poly Seat/ Back Color	Casters	Fire Code	Upholstery Color	Approx. Packaged Weight	Delivered Pricing Unupholstered	Delivered Pricing Fabric Grade 1 & C.O.M.	Delivered Pricing Fabric Grade 2	Delivered Pricing Fabric Grade 3	Delivered Pricing C.O.V.	Delivered Pricing Vinyl Group 2V	Delivered Pricing Pallas Fabric Group P0	Delivered Pricing Pallas Fabric Group P1	Delivered Pricing Pallas Fabric Group P2	Delivered Pricing Pallas Fabric Group P3	Delivered Pricing Pallas Fabric Group P4
 GPD GPD GPDUB	Task Armless Chair <ul style="list-style-type: none">Ergonomic articulation (Perfect Pivot)Height-adjusting pneumatic cylinder	Polypropylene	GD					33.0#	\$ 620										
		Upholstered Seat	GD					36.0#	N/A	766	777	801	766	801	808	859	876	901	936
		Upholstered Seat/Back	GD					38.0#	N/A	800	811	837	800	837	840	891	910	934	970
 GPD GPD GPDUB	Task Cantilever Armchair <ul style="list-style-type: none">Ergonomic articulation (Perfect Pivot)Height-adjusting pneumatic cylinder	Polypropylene	GD					36.0#	\$ 761										
		Upholstered Seat	GD					39.0#	N/A	905	918	942	905	942	945	995	1017	1038	1074
		Upholstered Seat/Back	GD					41.0#	N/A	941	953	977	941	977	984	1032	1052	1076	1111

A B C D E F

HOW TO ORDER

Indicate the following information on order form:

- Quantity of each item.
- Model number, including options. See “How To Build a Model Number”.
- Any special service required.

Note:

- The ☐ indicates that a choice is required.
- The absence of the ☐ indicates that no choice is required.
- Alpha-numeric characters in place of ☐ indicate that no other alternatives are available.

HOW TO BUILD A MODEL NUMBER

- A**Select basic model.
- B**Select base color.
Refer to the **Product Color Options** page in this price list.
*Add <price o=”1493278” ps=”3” s=”39” t=”1”/> for polished aluminum base.
- C**Select poly seat and back color.
Refer to the **Product Color Options** page in this price list.
- D**Select caster option.
C - Carpet casters (black only)
S - Hard floor casters (black only)
- E**Select fire code.
NFR - Compliance to TB 117-2013
FR - Compliance to TB 133
See Upholstery Information for TB133 upcharge.
- F**Select upholstery grade/color.

Refer to [ki.com/fabrics](https://www.ki.com/fabrics)

UPHOLSTERY INFORMATION

C.O.M. Upholstery
C.O.M. requirement for 10 chairs or less with upholstered seat or upholstered seat and back is 3/4 yard per chair of 54” wide nondirectional fabric. For orders of 11 or more with upholstered seat and back and for complete information on ordering C.O.M. see “Ordering C.O.M., C.O.V. and C.O.L.” section.

OPTIONS

California TB133 Fire Safety Code
For California Technical Bulletin 133 compliant models, add the following upcharge:

Model=Polypropylene
Added List Price=\$13

Model=Upholstered Seat
Added List Price=\$87

Model=Upholstered Seat and Back
Added List Price=\$123

SPECIAL SERVICES



Special Carton Marking

With specially marked information N/C

Shipping
Ships **knocked down, FOB Green Bay, WI 54302, freight prepaid.** Freight class 100.

Specifications and prices are subject to change without prior notice.



		MODEL NUMBER																		
		Basic Model	Base Color	Poly Seat/ Back Color	Casters	Fire Code	Upholstery Color	Approx. Packaged Weight	Delivered Pricing Unupholstered	Delivered Pricing Fabric Grade 1 & C.O.M.	Delivered Pricing Fabric Grade 2	Delivered Pricing Fabric Grade 3	Delivered Pricing C.O.V.	Delivered Pricing Vinyl Group 2V	Delivered Pricing Pallas Fabric Group P0	Delivered Pricing Pallas Fabric Group P1	Delivered Pricing Pallas Fabric Group P2	Delivered Pricing Pallas Fabric Group P3	Delivered Pricing Pallas Fabric Group P4	
 GPSP GPSU GPSUB	Task Armless Stool <ul style="list-style-type: none">Ergonomic articulation (Perfect Pivot)Height-adjusting pneumatic cylinder	Polypropylene	GPSNAP	<input type="checkbox"/> <input type="checkbox"/>	<input type="checkbox"/> <input type="checkbox"/> <input type="checkbox"/>	<input type="checkbox"/>	<input type="checkbox"/> <input type="checkbox"/> <input type="checkbox"/>	38.0#	\$ 717											
		Upholstered Seat	GPSNAU	<input type="checkbox"/> <input type="checkbox"/>	<input type="checkbox"/> <input type="checkbox"/> <input type="checkbox"/>	<input type="checkbox"/>	<input type="checkbox"/> <input type="checkbox"/> <input type="checkbox"/>	<input type="checkbox"/> <input type="checkbox"/> <input type="checkbox"/> <input type="checkbox"/> <input type="checkbox"/>	41.0#	N/A	862	874	901	862	901	904	954	972	996	1031
		Upholstered Seat/Back	GPSNAUB	<input type="checkbox"/> <input type="checkbox"/>	<input type="checkbox"/> <input type="checkbox"/> <input type="checkbox"/>	<input type="checkbox"/>	<input type="checkbox"/> <input type="checkbox"/> <input type="checkbox"/>	<input type="checkbox"/> <input type="checkbox"/> <input type="checkbox"/> <input type="checkbox"/> <input type="checkbox"/>	43.0#	N/A	897	907	936	897	936	939	988	1005	1031	1065
 GPSP GPSU GPSUB	Task Cantilever Arm Stool <ul style="list-style-type: none">Ergonomic articulation (Perfect Pivot)Height-adjusting pneumatic cylinder	Polypropylene	GPSCAP	<input type="checkbox"/> <input type="checkbox"/>	<input type="checkbox"/> <input type="checkbox"/> <input type="checkbox"/>	<input type="checkbox"/>	<input type="checkbox"/> <input type="checkbox"/> <input type="checkbox"/>	41.0#	\$ 814											
		Upholstered Seat	GPSCAU	<input type="checkbox"/> <input type="checkbox"/>	<input type="checkbox"/> <input type="checkbox"/> <input type="checkbox"/>	<input type="checkbox"/>	<input type="checkbox"/> <input type="checkbox"/> <input type="checkbox"/>	<input type="checkbox"/> <input type="checkbox"/> <input type="checkbox"/> <input type="checkbox"/> <input type="checkbox"/>	44.0#	N/A	958	971	999	958	999	999	1051	1069	1094	1130
		Upholstered Seat/Back	GPSCAUB	<input type="checkbox"/> <input type="checkbox"/>	<input type="checkbox"/> <input type="checkbox"/> <input type="checkbox"/>	<input type="checkbox"/>	<input type="checkbox"/> <input type="checkbox"/> <input type="checkbox"/>	<input type="checkbox"/> <input type="checkbox"/> <input type="checkbox"/> <input type="checkbox"/> <input type="checkbox"/>	46.0#	N/A	995	1005	1037	995	1037	1036	1086	1104	1130	1165
			A	B	C	D	E	F												

HOW TO ORDER

Indicate the following information on order form:

- Quantity of each item.
- Model number, including options. See “How To Build a Model Number”.
- Any special service required.

Note:

- The ☐ indicates that a choice is required.
- The absence of the ☐ indicates that no choice is required.
- Alpha-numeric characters in place of ☐ indicate that no other alternatives are available.

HOW TO BUILD A MODEL NUMBER

- A**Select basic model.
- B**Select base color.
Refer to the **Product Color Options** page in this price list.
*Add \$112 for polished aluminum base.
- C**Select poly seat and back color.
Refer to the **Product Color Options** page in this price list.

C- Carpet casters (black only)
S- Hard floor casters (black only)
- E**Select fire code.

NFR- Compliance to TB 117-2013
FR- Compliance to TB 133

See Upholstery Information for TB133 upcharge.
- F**Select upholstery grade/color.
Refer to [ki.com/fabrics](#)

UPHOLSTERY INFORMATION

C.O.M. Upholstery
C.O.M. requirement for 10 chairs or less with upholstered seat or upholstered seat and back is 3/4 yard per chair of 54” wide nondirectional fabric. For orders of 11 or more with upholstered seat and back and for complete information on ordering C.O.M. see “Ordering C.O.M., C.O.V. and C.O.L.” section.

OPTIONS
California TB133 Fire Safety Code
For California Technical Bulletin 133 compliant models, add the following upcharge:

Model=Polypropylene
Added List Price=\$13

Model=Upholstered Seat
Added List Price=\$87

Model=Upholstered Seat and Back
Added List Price=\$123

SPECIAL SERVICES

Special Carton Marking
With specially marked information N/C

Shipping
Ships **knocked down, FOB Green Bay, WI 54302, freight prepaid.** Freight class 100.

Specifications and prices are subject to change without prior notice.

1330 Bellevue Street
P.O. Box 8100
Green Bay, WI 54308-8100
800.424.2432
ki.com

KI and Furnishing Knowledge are registered
trademarks of Krueger International, Inc.

© 2020 Krueger International, Inc.
All Rights Reserved.
Code KI-PLW-000436/KI/PDF



Furnishing Knowledge®