



PRICE LIST  
March 15, 2017



# TABLE OF CONTENTS

## General Information

Warranty .....	2
Ordering .....	3
Shipping .....	4

## Finishes & Materials

Finish Options .....	6
Resident Room Casegoods Hardware .....	8
Textiles .....	9
COM & COL Textiles .....	10

Seating Standards & Options .....	12
-----------------------------------	----

## Seating

Lounge .....	16
Recliners .....	29
Benches .....	31
Pillows .....	35

## Dining

Dining Chairs .....	38
Dining Tables .....	40

Resident Room Casegoods .....	43
-------------------------------	----

Accents .....	53
---------------	----

Occasional Tables .....	63
-------------------------	----

Index .....	68
-------------	----

# WARRANTY

## **Seating**

LIMITED LIFETIME WARRANTY against manufacturing and materials defects on the frame, springs, and decking materials for the life of the product.

FIVE-YEAR WARRANTY against manufacturing and materials defects following the invoice date on foam cores and mechanisms. Foam to be free from manufacturing defects and against the loss of foam resiliency. Polyester wraps, used to create surface smoothness will, over time, lose some of the initial loft, which may contribute to cushion compression.

## **Accents, Occasional Tables, Entertainment, and Office**

ONE-YEAR WARRANTY against manufacturing and materials defects following the invoice date.

## **Resident Room Caseloads and Dining Tables**

TEN-YEAR WARRANTY against manufacturing and materials defects following the following the invoice date.

All H Contract warranties apply under normal use and service. This warranty shall not apply to any products which have been subjected to misuse, accidents, abuse, abnormal usage, negligence, improper maintenance, damage in transportation or when original construction has been altered by someone other than H Contract. No unauthorized person, agent, or dealer may give further warranties on behalf of H Contract.

Due to the natural variations on materials over which we have no control, this warranty does not extend to variations in color, grain or texture of wood, leather or upholstery.

Except as stated above, H Contract makes no other expressed or implied warranties to any product, including any warranty of merchantability and fitness for any particular purpose. H Contract shall not be liable for any consequential or incidental damages.

## Pricing

All prices herein are List prices including delivery to one destination, effective with the date printed on the cover and supersede all other published price lists. List prices are domestic prices only for shipment within the Continental United States. Prices are subject to change without notice, unless quoted in writing. Possession of the price list does not constitute authority to sell or offer for sale H Contract products.

## Quantity Orders

Contact your H Contract Customer Care Representative to verify inventory and production schedules to ensure requested shipment date prior to placing large quantity orders.

## Required Ordering Information

All purchase orders should be submitted with complete and accurate information as follows

- Ordering company name, address, telephone number, fax number, and e-mail address
- Name of contact person
- Authorized signature
- Purchase order number
- H Contract account number
- Sold-to address
- Ship-to address
- Order date
- Requested ship date
- Complete style number
- Wood Finish
- Fabric manufacturer, pattern, and color (for upholstered products)
- Correct NET pricing
- Special requests and instructions, if applicable

## Placing an Order

All orders should be entered with Customer Care (contact information below). Orders are accepted via e-mail and fax only. Phone number for reference only – no verbal orders will be accepted.

### H Contract, a Hooker Furniture Company

PO Box 4708

Martinsville, VA 24115

P: 866-474-8438

F: 800-388-2289

[sales@hcontractfurniture.com](mailto:sales@hcontractfurniture.com)

## Acknowledgments

Orders are acknowledged upon receipt of credit approval. Your acknowledgment is a detailed description of items, prices, shipping information and shipping date. Please read acknowledgment closely and notify H Contract immediately of any discrepancies. Changes from the printed acknowledgment are the responsibility of the customer.

## Cancellations & Order Changes

Acknowledged orders are considered firm and binding and are not subject to change or cancellation.

## Remittance Information

Please include account number and invoice number(s) on all remittances. Remit payments to:

### Hooker Furniture Corporation

PO Box 404535

Atlanta, GA 30384

P: 276-632-2133

F: 276-632-0026

# SHIPPING

## Warehouse Storage Charges

If a shipment is held beyond fourteen (14) calendar days after the order is ready for shipment at your request, a .067% per day (2% per month) storage charge will be assessed. The effective date will be fourteen (14) calendar days after the order is ready for shipment, as long as this date is after the acknowledged ship date. Further, the prices applied to the order will be those prices in effect at time of shipment.

## Delivery & Freight Charges

All shipments are F.O.B. shipping point, freight prepaid and allowed. Shipments outside of the Continental United States are freight prepaid and allowed to port of departure. H Contract reserves the right to select the most appropriate carrier and routing on all shipments; however, we will try to accommodate requests for your preferred carrier. **Orders of less than \$1,500 NET will be assessed a handling charge of \$100 NET per order** (waived for items shipped via FedEx or UPS). Any charges arising from failure to receive a shipment, rerouting while in transit, or carrier storage charges are not included in prices shown. Orders requiring special services are subject to additional charges:

- Re-consignment from original destination to new destination - \$35 plus \$3.00 per mile NET
- Refused and/or returned freight
  - Freight refused at destination and returned to H Contract – double freight
  - Freight refused at time of delivery; returned to H Contract to deliver at a later date – triple freight
- Detention fees (after 2 hours of waiting) – \$85 NET per hour
- Weekend delivery available Friday after 3:00p.m. through Sunday night, or Holiday – \$600 NET per truck
- Customer pickup or request for 3rd party to pick up freight at H Contract terminal – \$125 NET
- Change of tags/address/phone #'s on shipments – \$35 NET

## Packaging

Standard packaging for Resident Room Caseloads, Accents, and Tables is a heavy-duty, 275 lbs. test double-wall corrugated cardboard carton.

Packaging standards for Seating products varies based on the ship-to location. For locations east of the Mississippi River, each piece is placed in a heavy-duty, 275 lbs. test double-wall corrugated cardboard tray. The piece is then covered with a heavy-duty protective sheet that is shrink-wrapped and stapled to the tray. A corrugated cardboard cover can be added to provide extra protection for an additional charge:

- Chairs and Recliners – \$25 NET per piece
- Settees and Sofas - \$42 NET per piece

Locations west of the Mississippi are shrink wrapped with a full carton cover as the standard with no additional upcharge.

## Damaged Merchandise & Freight Claims

All shipments are delivered to the transportation company in good condition. H Contract's liability ceases at that time. Do not refuse merchandise that was damaged in transit. **If you do receive a shipment including damaged product or shortages at the initial delivery address**, the following steps must be taken:

1. Make notations of all visible damages and/or shortages on the bill of lading before you sign for the merchandise. Open the shipping containers and inspect for concealed damages and shortages. Retain all original shipping containers should inspection by the carrier agent be required at a later date.
2. Contact H Contract Customer Care within 15 calendar days of delivery receipt to report the issue. Include pictures of the shipping carton, the entire piece of furniture, and close-up of the damages. We will advise whether a freight claim will need to be filed based on mode of transportation and evaluation of the provided information.
3. If a freight claim must be filed, the carrier must be contacted within 15 calendar days of delivery.

All repairs and/or replacements if warranted will be coordinated by Customer Care. Inspections must be made at the original receiving location. Carriers will not honor any claims if product is moved to another location and damage is noted at that time.

## **Repair Charges**

Reimbursement from H Contract for repairs must have prior written approval.

## **Returned Merchandise**

H Contract will not accept returned merchandise without prior review and approval along with a signed Return Authorization (RA) issued by Customer Care. H Contract will consider issuing RAs for the following reasons:

- Manufacturing defects (must be inspected by an H Contract representative)
- H Contract order processing errors
- Shipping errors
- Duplicate shipments

All returned merchandise must be properly packaged and cartoned to prevent further damage. Carton must be clearly marked with identifying RA number so that proper credit can be issued. All merchandise must be returned within thirty (30) days of the date of the RA to receive credit. Freight damage, signs of usage, missing parts, etc. will be adjusted on the amount of credit to be issued.

# FINISH OPTIONS

Seating Wood Finishes - Available on Lounge Seating, Benches, Recliners and Dining Chairs



Parchment



Truffle



Farmtable



Old World



Villa Brown



Classic



Cherry



Bordeaux



Espresso



Plantation



Java

Resident Room Wood Finishes & 3D Thermofoil Colors - Available on Resident Room Casegoods, Dining Tables and Dining Chairs



Hardrock Maple



Candlelight



Auburn Pear



Hayward Cherry



Cognac



Milk Chocolate



Cocoa Cherry



Cayenne Maple



Chocolate Pear



# FINISH OPTIONS

## **Custom Finishes**

H Contract will provide custom finish color matching for special requirements. H Contract must be provided with a suitable 8" x 10" or larger finish sample. There will be a \$400 List up charge per order to develop new custom finishes. Custom finish matches are valid for 18 months from sample date.

## **Finish Disclaimer**



















Wood is a natural product and minor variations in wood color, grain, and texture may be visible even though the pieces are finished at the same time. Also, light finishes, when exposed to ultraviolet rays, may darken and change color over time. These are not defects in the finish and merchandise cannot be replaced because of these natural variations.

## **Wood Finish Names**

Wood finish names are a description of finish color ONLY and do not indicate the wood species of the furniture to which they will be applied.

# RESIDENT ROOM CASEGOODS HARDWARE

## Standard Options

							
<b>51 Windsor Antique</b> 1 1/4" overall	<b>63 Lustre Brass</b> 1 3/8" overall	<b>79 Gilded Bronze</b> 1 1/4" overall	<b>6 Satin Nickel</b> 1 3/16" overall	<b>41 Satin Nickel</b> 1 1/4" overall	<b>55 Satin Nickel</b> 1 3/8" overall	<b>75 Oil Rubbed Bronze</b> 1 1/4" overall	<b>80 Antique Pewter</b> 1 1/4" overall
							
<b>21 Lancaster Polished</b> 1 7/8" x 4" overall 3 1/2" center, 3/4" projection	<b>67 Light Bronze</b> 1/2" x 5" overall 3" center, 7/8" projection	<b>50 Pearl Nickel</b> 1 1/16" x 5 5/8" overall 3" and 3.77" centers, 1" projection	<b>70 Flat Nickel</b> 1/2" x 5 3/8" overall 5" center, 1 1/4" projection	<b>74 Oil Rubbed Bronze</b> 5/8" x 5 7/8" overall 5" center, 7/8" projection			
							
<b>22 Lancaster Polished</b> 7/8" x 5 3/8" overall 3" center, 1" projection	<b>23 Satin Nickel</b> 7/8" x 5" overall 3.77" center, 1 1/16" projection	<b>54 Satin Nickel</b> 11/16" x 3 7/8" overall 3" center, 1 1/16" projection	<b>48 Aluminum</b> 7/8" x 5 3/8" overall 5" center, 7/8" projection	<b>77 Caramel Bronze</b> .95" x 5 1/8" overall 3.77" center, 1 5/16" projection			
							
<b>53 Lustre Brass</b> 1 1/16" x 5" overall 3" center, 1" projection	<b>40 Satin Nickel</b> 1" x 4 3/4" overall 3 1/2" center, 1" projection	<b>56 Satin Nickel</b> 3/4" x 4 3/8" overall 3.77" center, 1 1/8" projection	<b>49 Stainless Steel</b> 1 1/8" x 4 3/4" overall 3.77" center, 1 1/8" projection	<b>78 Bronze with Copper</b> 1/2" x 4" overall 3 and 3.77" centers, 1" projection			
							
<b>59 Windsor Antique</b> 1 3/4" x 3 1/2" overall 3" center, 1" projection	<b>44 Satin Nickel</b> 7/16" x 6 1/16" overall 3.78" center, 1" projection	<b>57 Satin Nickel</b> 11/16" x 5" overall 3" center, 1" projection	<b>65 Antique Brass</b> 4 3/4" overall 3" center, 3/4" projection	<b>17 Antique Pewter</b> 1 1/2" x 4 1/4" overall 3 1/2" center, 3/4" projection			
							
<b>60 Lancaster Polished</b> 7/8" x 4 3/8" overall 3" center, 1 1/8" projection	<b>45 Satin Nickel</b> 9/16" x 5 3/8" overall 5" center, 1 9/32" projection	<b>58 Satin Nickel</b> 1 1/2" x 4 5/8" overall 3" and 3.77" centers, 1" projection	<b>71 Red Antique</b> 5/8" x 5 7/8" overall 5" center, 7/8" projection				

Premium Options: Add \$10.00 NET per handle

Lock Options

	
<b>P1 Stainless Steel</b> 1/2" x 5 5/16" overall 3" center, 1" projection	<b>P4 Graphite</b> 5.778" overall 5" center, 1" projection
	
<b>P2 Antique Nickel</b> 4 1/8" overall 3 3/4" center, 1 1/4" projection	<b>P5 Oil Rubbed Bronze</b> 5.6" overall 5" center, 1 1/8" projection
	
<b>P3 Dark Oiled Bronze</b> 5.714" overall 5" center, 1" projection	<b>P6 Gilded Bronze</b> 4.333" overall 3 3/4" center, 1 1/8" projection



**Passive Lock**  
Push knob and turn to open  
Add \$50.00 NET



**Key Lock**  
Available keyed alike or individually  
Add \$25.00 NET

Optional Casters Add \$40.00 NET




Heavy-duty casters can be added to any Resident Room casegood.

## Graded-In Textiles

H Contract offers an extensive program of graded-in textiles including fabrics, vinyls, and polyurethanes from the industry's finest sources listed below. In order to expedite your order, H Contract will handle the purchase and receiving of textiles from these suppliers if you so choose.

A complete list of graded-in patterns from these quality suppliers can be found on our website:  
[hcontractfurniture.com](http://hcontractfurniture.com) → Materials menu → Textiles.



## Other Textile Vendors and Patterns

Contact Customer Care at 866-474-8438 or [sales@hcontractfurniture.com](mailto:sales@hcontractfurniture.com) for grading of manufacturers and/or patterns other than those included in the price list or website.

## Color Matching

H Contract does not guarantee and will not assume responsibility for the fastness of colors or wearing qualities of any material. Because of industry dye lot variations, colors may not match exactly. Any adjustments made will depend upon the fabric manufacturer's willingness to stand behind their product.

## Directional Fabrics

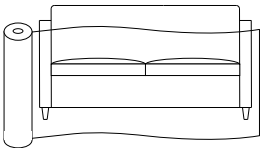
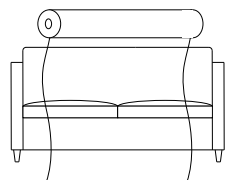
Directional fabrics such as plaids, stripes and certain patterns vary due to certain sewing patterns, tufting and contoured shapes of certain styles and models. When required we will upholster to customer specifications but such orders are not subject to return. If you have questions or concerns about one of these fabrics, please contact Customer Care and submit a fabric sample for approval prior to placing an order.

# COM & COL TEXTILES

## Customer's Own Material (COM)

All items are available with material furnished by the customer. Yardage requirements noted in our price list are based on 54" wide plain material. We can take no responsibility for tailoring, wearability or application of COM covers. H Contract is not held responsible for receipt of defective fabrics, as we apply all COM as first quality goods. At no additional charge, H Contract will pre-approve any COM at the customer's request. The additional yardages are based on 54" wide goods. Please contact Customer Care if goods are less than 54" wide. Though every effort has been made to estimate excess yardage required for stripes and matches, H Contract takes NO responsibility where additional materials must be ordered.

## COM Yardage Requirements

 Railroad	<b>REPEAT</b>	<b>RAILROADED (RR)</b>	<b>RIGHTWAY(RW)</b>	<b>2WAY</b>
	> 1/4-5"	Add 10%	Add 15%	Add 15%
	> 6-9"	Add 15%	Add 18%	Add 20%
	> 10-13"	Add 20%	Add 25%	Add 30%
	> 14-20"	Add 25%	Add 30%	Add 35%
	> 21-27"	Add 30%	Add 35%	Add 40%
	> 28-34"	Add 35%	Add 40%	Add 45%
 Rightway	RR = Railroad or Top to Selvage RW = Right Way (as woven) or Top Right or In and Out of Bolt or Up the Goods.			

## Customer's Own Leather (COL) Square Footage Requirements

Contact Customer Care to determine square footage required for all COL orders. All square footage requirements are based on usable footage. The shape of the hide and the usable footage may make it necessary to request more leather after your COL is received. Please note that leather is a natural product and variation in texture is a pleasing quality belonging exclusively to high grade, full top grain leathers. Due to the variation in thickness of leather, H Contract recommends sending a 4" x 4" swatch for approval. H Contract approval signifies only that such materials can be applied to the products for which they are intended. Such approval does not constitute any responsibility or any warranty on the part of H Contract as to the appearance, behavior, or durability of the COL.

Note: Calf hide requirements will vary based on the chair model specified. Please contact Customer Care for pattern adaptability confirmation and square footage requirements prior to placing order.

## Ordering Information

On your purchase order the following COM/COL information must be supplied to us:

- Manufacturer's name
- Manufacturer's pattern and color number
- Correct style number to which COM or COL is to be applied
- A sample of the COM or COL
- Instructions for proper application
- Correct side of fabric

When no instructions are received with your COM or COL, we will use our own judgment with no recourse. Extended lead times may occur if COM or COL is not properly identified when received by H Contract. H Contract is not responsible for any unclaimed COM or COL 15 days beyond shipment of goods.

# COM & COL TEXTILES

## **Shipping COM's and COL's**

All COM and COL packages must be marked clearly with the following information on BOTH the exterior package and the upholstery material when sent to the factory:

- Your company name & contact person
- Your purchase order number
- Style number and applicable upholstery cover number

Ship all COM and COL prepaid to:

H Contract  
Attn: COM Department  
1556 Dawn Drive  
Bedford, VA 24523

All directional fabric is read and applied as it is represented on the fabric card or website.

# SEATING STANDARDS & OPTIONS

## Frame Construction


All frames are made of kiln-dried laminated plywood for strength and dimensional stability. Tongue and groove joinery provides long-lasting durability. Frames are reinforced with corner blocks, glued, and attached with heavy-duty wood screws at the points of greatest stress. Exposed wood parts are crafted from solid hardwood and are hand-sanded prior to finishing for a superior look and feel.

## Removable Seat Deck


Most H Contract seating includes a removable seat deck as a standard feature to help facilitate cleaning in contract environments. There is no additional upcharge. Note, there are a handful of exceptions where fixed seats are integral to product design and structural integrity. Individual items that are produced with fixed seats are noted in the price list.



Removable seat deck spring systems are available in two construction options as shown below. Sheet webbing is standard. Sinuous springs are available as an option and must be specified on the purchase order by adding -S to the model number. There is no additional upcharge.



Sheet Webbing  
(Standard)



Sinuous Springs  
(Optional)

# SEATING STANDARDS & OPTIONS

## Seat Cushions

Seat cushions are available in two construction options as listed below. Contract cushions are standard. Non-contract cushions, which provide a “softer” seat, are available as an option and must be specified on the purchase order. There is no additional upcharge.

- Contract Cushion (Standard) – comprised of 35 lb. / 2.5 density foam
- Non-Contract Cushion (Optional) – comprised of 25 lb. / 1.8 density foam

## Seat Cushion Venting

Seat cushions are vented to allow air to escape from foam and provide a softer seat. This is especially helpful when using vinyl, polyurethanes, or other coated fabrics that don't breathe as easily on their own. Venting is accomplished by die-cutting 8 “breathers” into the fabric on the back side of the seat cushions (i.e. they are not visible when seat cushion is in place). Breathers will be applied to all fabrics received with proper backing materials. There is no additional upcharge.

## Multiple Upholstery Cover Application

Most items can be manufactured with a combination of upholstery cover materials (i.e. vinyl and fabric, leather and fabric, multiple fabrics, etc.). If desired, multiple upholstery cover application should be clearly indicated on the purchase order. Upcharges are calculated as follows:

**Graded-In:** When multiple upholstery materials are specified that fall into different grades, please use pricing for the highest grade plus the additional cover upcharge(s) per piece.

**COM:** When multiple COM's are specified, please add the additional cover upcharge(s) per piece.

- Lounge Chairs, Benches, Ottomans - \$80 List per additional cover material per piece
- Loveseats - \$110 List per additional cover material per piece
- Sofas - \$135 List per additional cover material per piece

Contact Customer Care at 866-474-8438 or [sales@hcontractfurniture.com](mailto:sales@hcontractfurniture.com) with any additional questions regarding multiple cover materials. Multiple cover diagrams are available on [hcontractfurniture.com](http://hcontractfurniture.com) or by contacting Customer Care.

## Moisture Barrier

Moisture barrier is designed to prevent moisture from penetrating the foam and other filling materials. Moisture barrier is applied between the upholstery cover and filling materials. The upcharges below apply to each surface on which the protective barrier may be applied

- Seat Cushion and Removable Seat Deck – Standard. No additional upcharge.
- Inside Back - \$110 List per piece. Specify on purchase order.
- Arms - \$80 List per arm. Specify on purchase order.

## D-Ring and Hook Attachment

Optional hardware to ensure removable seat cushions remain attached to seating unit. Can be detached as desired for cleaning. Add \$80 List per cushion upcharge and specify on purchase order.

# SEATING STANDARDS & OPTIONS

## Fire Retardant Products

**California Technical Bulletin 117-2013:** All H Contract seating is manufactured with foam that meets Cal TB117-2013 guidelines.

**California Technical Bulletin 133:** Cal TB133 is a flammability test for seating products used in public spaces. H Contract can meet this requirement based on appropriate fabric. Submit specified fabric to Customer Care for approval. The testing procedure for Cal TB133 requires the burning of an entire product since the test is a composite test and not a component test. If Cal TB133 CERTIFICATION is required, a burn test may need to be completed with a specific model and upholstery combination. When using suitable fabric, H Contract will confirm and label the piece as Cal TB133 compliant. When using COM, add two weeks to production time for fabric treatment.

The upcharge to meet TB133 compliance is \$85 List per yard. All fabrics must be reviewed and approved for compliance.

H Contract cannot be held liable if purchase order does not indicate a requirement for Cal TB133 compliance. On some product lines, the fire barrier material may slightly affect the upholstered appearance and increased firmness.

All H Contract seating meets NFPA 260 which is a components test and is considered Class 1.

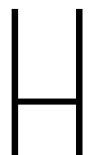
## Decorative Nail Trim

Decorative nail trim is available on select seating products. Please see individual items in price list for availability and pricing. See [hcontractfurniture.com](http://hcontractfurniture.com) for color photos of each option. Specify diameter and finish on purchase order.

<b><u>Diameter:</u></b>	<b><u>Finish:</u></b>
1/2"	P Pewter
3/4"	B Brass
	V Vintage
	BN Black Nickel



# SEATING



CONTRACT  
A Hooker Furniture Company

# LOUNGE SEATING



HC9500-005 CHLOE

**Width:** 29 1/2      **Seat Width:** 20      **Arm Height:** 25      **Optional Nailhead:**  
**Depth:** 33      **Seat Depth:** 19 1/2      **Weight:** 61 lb.      1/2" add \$75 List  
**Height:** 36 1/2      **Seat Height:** 19      **Cu. ft.:** 33.75  
**YDS:** 6.5

Sinuous Spring Seat Option available at no additional charge. Please include -S to the model number when ordering this option.

COM	GRADE 1	COL GRADE 2	GRADE 3	GRADE 4	GRADE 5	GRADE 6	GRADE 7	GRADE 8	GRADE 9	GRADE 10	GRADE 11	GRADE 12
1092	1243	1348	1453	1633	1752	1873	1993	2114	2233	2354	2473	2594



HC9502-005 ALEXANDER

**Width:** 31      **Seat Width:** 22 1/2      **Arm Height:** 24 1/2      **Optional Nailhead:**  
**Depth:** 36      **Seat Depth:** 21      **Weight:** 57 lb.      1/2" add \$75 List  
**Height:** 48 1/2      **Seat Height:** 21      **Cu. ft.:** 42.30      3/4" add \$85 List  
**YDS:** 7.5

Sinuous Spring Seat Option available at no additional charge. Please include -S to the model number when ordering this option.

COM	GRADE 1	COL GRADE 2	GRADE 3	GRADE 4	GRADE 5	GRADE 6	GRADE 7	GRADE 8	GRADE 9	GRADE 10	GRADE 11	GRADE 12
1172	1342	1462	1582	1788	1924	2061	2199	2336	2472	2608	2747	2883



HC9504-005 MITCHELL

**Width:** 34      **Seat Width:** 20      **Arm Height:** 24      **Optional Nailhead:**  
**Depth:** 34      **Seat Depth:** 19      **Weight:** 51 lb.      1/2" add \$75 List  
**Height:** 39      **Seat Height:** 19 1/2      **Cu. ft.:** 33.75      3/4" add \$85 List  
**YDS:** 6

Sinuous Spring Seat Option available at no additional charge. Please include -S to the model number when ordering this option.

COM	GRADE 1	COL GRADE 2	GRADE 3	GRADE 4	GRADE 5	GRADE 6	GRADE 7	GRADE 8	GRADE 9	GRADE 10	GRADE 11	GRADE 12
1350	1508	1619	1730	1920	2047	2174	2299	2426	2553	2680	2807	2933



HC9506-005 SURRY

**Width:** 33      **Seat Width:** 20      **Arm Height:** 25 1/2      **Optional Nailhead:**  
**Depth:** 33      **Seat Depth:** 19      **Weight:** 51 lb.      1/2" add \$75 List  
**Height:** 44      **Seat Height:** 20      **Cu. ft.:** 42.30  
**YDS:** 6.5

Removable seat with Sinuous Springs only.

COM	GRADE 1	COL GRADE 2	GRADE 3	GRADE 4	GRADE 5	GRADE 6	GRADE 7	GRADE 8	GRADE 9	GRADE 10	GRADE 11	GRADE 12
1050	1213	1326	1440	1635	1765	1895	2025	2155	2285	2415	2545	2675

# LOUNGE SEATING



HC9508-005 TAMALIN

**Width:** 29      **Seat Width:** 20      **Arm Height:** 23  
**Depth:** 34 1/2      **Seat Depth:** 19      **Weight:** 61 lb.  
**Height:** 39      **Seat Height:** 19      **Cu. ft.:** 33.75  
**YDS:** 6

Sinuous Spring Seat Option available at no additional charge. Please include -S to the model number when ordering this option.

COM	GRADE 1	COL GRADE 2	GRADE 3	GRADE 4	GRADE 5	GRADE 6	GRADE 7	GRADE 8	GRADE 9	GRADE 10	GRADE 11	GRADE 12
1072	1222	1327	1432	1612	1732	1852	1972	2092	2212	2332	2452	2572



HC9516-005 AUBREE

**Width:** 29 1/2      **Seat Width:** 20      **Arm Height:** 24 1/2      **Optional Nailhead:**  
**Depth:** 31      **Seat Depth:** 20      **Weight:** 52 lb.      1/2" add \$75 List  
**Height:** 39      **Seat Height:** 19      **Cu. ft.:** 33.75      3/4" add \$85 List  
**YDS:** 6

Sinuous Spring Seat Option available at no additional charge. Please include -S to the model number when ordering this option.

COM	GRADE 1	COL GRADE 2	GRADE 3	GRADE 4	GRADE 5	GRADE 6	GRADE 7	GRADE 8	GRADE 9	GRADE 10	GRADE 11	GRADE 12
1063	1225	1341	1394	1653	1784	1915	2046	2177	2308	2439	2570	2701



HC9518-005 GATES

**Width:** 30      **Seat Width:** 20      **Arm Height:** 24  
**Depth:** 34 1/2      **Seat Depth:** 20      **Weight:** 70 lb.  
**Height:** 36 1/2      **Seat Height:** 20 1/2      **Cu. ft.:** 33.75  
**YDS:** 6.5

Sinuous Spring Seat Option available at no additional charge. Please include -S to the model number when ordering this option.

COM	GRADE 1	COL GRADE 2	GRADE 3	GRADE 4	GRADE 5	GRADE 6	GRADE 7	GRADE 8	GRADE 9	GRADE 10	GRADE 11	GRADE 12
1072	1243	1362	1482	1686	1823	1959	2096	2232	2369	2505	2642	2778



HC9520-005 JAXON

**Width:** 27 1/2      **Seat Width:** 19      **Arm Height:** 25      **Optional Nailhead:**  
**Depth:** 32      **Seat Depth:** 19 1/2      **Weight:** 49 lb.      1/2" add \$75 List  
**Height:** 34      **Seat Height:** 19      **Cu. ft.:** 23.34      3/4" add \$85 List  
**YDS:** 5.5

Sinuous Spring Seat Option available at no additional charge. Please include -S to the model number when ordering this option.

COM	GRADE 1	COL GRADE 2	GRADE 3	GRADE 4	GRADE 5	GRADE 6	GRADE 7	GRADE 8	GRADE 9	GRADE 10	GRADE 11	GRADE 12
969	1114	1215	1316	1489	1604	1720	1835	1951	2066	2182	2298	2413

# LOUNGE SEATING



HC9522-005 MAXWELL

<b>Width:</b>	29 1/2	<b>Seat Width:</b>	20	<b>Arm Height:</b>	24	<b>Optional Nailhead:</b>
<b>Depth:</b>	32	<b>Seat Depth:</b>	19	<b>Weight:</b>	61 lb.	1/2" add \$75 List
<b>Height:</b>	35	<b>Seat Height:</b>	19 1/2	<b>Cu. ft.:</b>	33.75	3/4" add \$85 List
				<b>YDS:</b>	6	

Sinuous Spring Seat Option available at no additional charge. Please include -S to the model number when ordering this option.

COM	GRADE 1	COL GRADE 2	GRADE 3	GRADE 4	GRADE 5	GRADE 6	GRADE 7	GRADE 8	GRADE 9	GRADE 10	GRADE 11	GRADE 12
1151	1301	1406	1511	1691	1811	1931	2051	2171	2291	2411	2531	2651



HC9524-005 HYDE

<b>Width:</b>	29 1/2	<b>Seat Width:</b>	22	<b>Arm Height:</b>	25 1/2	<b>Optional Nailhead:</b>
<b>Depth:</b>	33	<b>Seat Depth:</b>	19	<b>Weight:</b>	56 lb.	1/2" add \$75 List
<b>Height:</b>	40 1/2	<b>Seat Height:</b>	19	<b>Cu. ft.:</b>	42.3	3/4" add \$85 List
				<b>YDS:</b>	7.5	

Sinuous Spring Seat Option available at no additional charge. Please include -S to the model number when ordering this option.

COM	GRADE 1	COL GRADE 2	GRADE 3	GRADE 4	GRADE 5	GRADE 6	GRADE 7	GRADE 8	GRADE 9	GRADE 10	GRADE 11	GRADE 12
1114	1310	1446	1582	1816	1972	2128	2284	2440	2596	2752	2910	3064



HC9528-005 MONTGOMERY

<b>Width:</b>	32 1/2	<b>Seat Width:</b>	22	<b>Arm Height:</b>	23 1/2	<b>Optional Nailhead:</b>
<b>Depth:</b>	36	<b>Seat Depth:</b>	19	<b>Weight:</b>	52 lb.	1/2" add \$75 List
<b>Height:</b>	34 1/2	<b>Seat Height:</b>	20	<b>Cu. ft.:</b>	33.75	3/4" add \$85 List
				<b>YDS:</b>	6.5	

Sinuous Spring Seat Option available at no additional charge. Please include -S to the model number when ordering this option.

COM	GRADE 1	COL GRADE 2	GRADE 3	GRADE 4	GRADE 5	GRADE 6	GRADE 7	GRADE 8	GRADE 9	GRADE 10	GRADE 11	GRADE 12
1158	1321	1435	1548	1743	1873	2003	2133	2263	2393	2523	2653	2783



HC9530-005 BAIDEN

<b>Width:</b>	34 1/2	<b>Seat Width:</b>	21	<b>Arm Height:</b>	24 1/2	<b>Optional Nailhead:</b>
<b>Depth:</b>	34	<b>Seat Depth:</b>	20	<b>Weight:</b>	56 lb.	1/2" add \$75 List
<b>Height:</b>	36	<b>Seat Height:</b>	19 1/2	<b>Cu. ft.:</b>	33.75	3/4" add \$85 List
				<b>YDS:</b>	6.5	

Sinuous Spring Seat Option available at no additional charge. Please include -S to the model number when ordering this option.

COM	GRADE 1	COL GRADE 2	GRADE 3	GRADE 4	GRADE 5	GRADE 6	GRADE 7	GRADE 8	GRADE 9	GRADE 10	GRADE 11	GRADE 12
1087	1250	1366	1480	1676	1808	1940	2070	2201	2335	2463	2594	2725

# LOUNGE SEATING



HC9532-005 ARDEN

**Width:** 31      **Seat Width:** 18 1/2      **Arm Height:** 24  
**Depth:** 38      **Seat Depth:** 21      **Weight:** 65 lb.  
**Height:** 37      **Seat Height:** 19 1/2      **Cu. ft.:** 33.75  
**YDS:** 5.5

Removable seat with Sinuous Springs only.

COM	GRADE 1	COL GRADE 2	GRADE 3	GRADE 4	GRADE 5	GRADE 6	GRADE 7	GRADE 8	GRADE 9	GRADE 10	GRADE 11	GRADE 12
918	1088	1152	1246	1343	1410	1629	1738	1847	1956	2065	2175	2284



HC9536-005 CLAUDIA

**Width:** 33 1/2      **Seat Width:** 20      **Arm Height:** 24 1/2  
**Depth:** 32      **Seat Depth:** 18 1/2      **Weight:** 65 lb.  
**Height:** 37      **Seat Height:** 18 1/2      **Cu. ft.:** 33.75  
**YDS:** 9.5

Sinuous Spring Seat Option available at no additional charge. Please include -S to the model number when ordering this option.

COM	GRADE 1	COL GRADE 2	GRADE 3	GRADE 4	GRADE 5	GRADE 6	GRADE 7	GRADE 8	GRADE 9	GRADE 10	GRADE 11	GRADE 12
1159	1418	1598	1782	2092	2299	2507	2714	2922	3129	3337	3544	3752



HC9540-005 ELLIE

**Width:** 28 1/2      **Seat Width:** 19      **Arm Height:** 24 1/2      **Optional Nailhead:**  
**Depth:** 34      **Seat Depth:** 20      **Weight:** 46 lb.      1/2" add \$75 List  
**Height:** 35      **Seat Height:** 19      **Cu. ft.:** 23.34      3/4" add \$85 List  
**YDS:** 5.5

Sinuous Spring Seat Option available at no additional charge. Please include -S to the model number when ordering this option.

COM	GRADE 1	COL GRADE 2	GRADE 3	GRADE 4	GRADE 5	GRADE 6	GRADE 7	GRADE 8	GRADE 9	GRADE 10	GRADE 11	GRADE 12
982	1130	1237	1342	1523	1642	1763	1883	2003	2123	2243	2364	2484



HC9542-005 AVERY

**Width:** 30      **Seat Width:** 20      **Arm Height:** 25      **Optional Nailhead:**  
**Depth:** 32 1/2      **Seat Depth:** 20      **Weight:** 68 lb.      1/2" add \$75 List  
**Height:** 35      **Seat Height:** 18 1/2      **Cu. ft.:** 23.34      3/4" add \$85 List  
**YDS:** 6.5

Sinuous Spring Seat Option available at no additional charge. Please include -S to the model number when ordering this option.

COM	GRADE 1	COL GRADE 2	GRADE 3	GRADE 4	GRADE 5	GRADE 6	GRADE 7	GRADE 8	GRADE 9	GRADE 10	GRADE 11	GRADE 12
1032	1210	1334	1458	1671	1813	1955	2097	2239	2381	2522	2664	2807

# LOUNGE SEATING



HC9544-005 HARPER

**Width:** 33      **Seat Width:** 20      **Arm Height:** 24.5  
**Depth:** 32      **Seat Depth:** 19      **Weight:** 65 lb.  
**Height:** 35      **Seat Height:** 19 1/2      **Cu. ft.:** 33.75  
**YDS:** 5.5

Sinuous Spring Seat Option available at no additional charge. Please include -S to the model number when ordering this option.

COM	GRADE 1	COL GRADE 2	GRADE 3	GRADE 4	GRADE 5	GRADE 6	GRADE 7	GRADE 8	GRADE 9	GRADE 10	GRADE 11	GRADE 12
1028	1177	1283	1388	1568	1688	1809	1928	2049	2168	2289	2409	2529



HC9546-005 WILSON

**Width:** 30      **Seat Width:** 18 1/2      **Arm Height:** 24 1/2  
**Depth:** 32 1/2      **Seat Depth:** 20      **Weight:** 46 lb.  
**Height:** 34      **Seat Height:** 19 1/2      **Cu. ft.:** 33.75  
**YDS:** 5.5

Sinuous Spring Seat Option available at no additional charge. Please include -S to the model number when ordering this option.

COM	GRADE 1	COL GRADE 2	GRADE 3	GRADE 4	GRADE 5	GRADE 6	GRADE 7	GRADE 8	GRADE 9	GRADE 10	GRADE 11	GRADE 12
913	1049	1145	1241	1404	1513	1622	1732	1841	1950	2059	2168	2278



HC9548-005 MADISON

**Width:** 34      **Seat Width:** 19 1/2      **Arm Height:** 24 1/2  
**Depth:** 32      **Seat Depth:** 19 1/2      **Weight:** 43 lb.  
**Height:** 37      **Seat Height:** 20      **Cu. ft.:** 33.75  
**YDS:** 5

Removable seat with Sinuous Springs only.

COM	GRADE 1	COL GRADE 2	GRADE 3	GRADE 4	GRADE 5	GRADE 6	GRADE 7	GRADE 8	GRADE 9	GRADE 10	GRADE 11	GRADE 12
931	1056	1144	1231	1381	1481	1581	1681	1781	1881	1981	2081	2181



HC9550-005 RYAN

**Width:** 29 1/2      **Seat Width:** 21 1/2      **Arm Height:** 25  
**Depth:** 32      **Seat Depth:** 20      **Weight:** 64 lb.  
**Height:** 35      **Seat Height:** 19      **Cu. ft.:** 33.75  
**YDS:** 6.5

Sinuous Spring Seat Option available at no additional charge. Please include -S to the model number when ordering this option.

COM	GRADE 1	COL GRADE 2	GRADE 3	GRADE 4	GRADE 5	GRADE 6	GRADE 7	GRADE 8	GRADE 9	GRADE 10	GRADE 11	GRADE 12
1086	1264	1388	1511	1724	1867	2008	2150	2292	2435	2576	2718	2860

# LOUNGE SEATING



HC9552-005 LONDON

<b>Width:</b>	31 1/2	<b>Seat Width:</b>	21	<b>Arm Height:</b>	25	<b>Optional Nailhead:</b>
<b>Depth:</b>	32	<b>Seat Depth:</b>	19	<b>Weight:</b>	65 lb.	1/2" add \$75 List
<b>Height:</b>	35	<b>Seat Height:</b>	20 1/2	<b>Cu. ft.:</b>	23.34	3/4" add \$85 List
				<b>YDS:</b>	6.5	

Sinuous Spring Seat Option available at no additional charge. Please include -S to the model number when ordering this option.

COM	GRADE 1	COL GRADE 2	GRADE 3	GRADE 4	GRADE 5	GRADE 6	GRADE 7	GRADE 8	GRADE 9	GRADE 10	GRADE 11	GRADE 12
1056	1235	1357	1482	1695	1837	1979	2122	2263	2404	2547	2688	2831



HC9554-005 DYLAN

<b>Width:</b>	33	<b>Seat Width:</b>	20	<b>Arm Height:</b>	24 1/2
<b>Depth:</b>	32	<b>Seat Depth:</b>	19	<b>Weight:</b>	65 lb.
<b>Height:</b>	35	<b>Seat Height:</b>	19 1/2	<b>Cu. ft.:</b>	33.75
				<b>YDS:</b>	6

Sinuous Spring Seat Option available at no additional charge. Please include -S to the model number when ordering this option.

COM	GRADE 1	COL GRADE 2	GRADE 3	GRADE 4	GRADE 5	GRADE 6	GRADE 7	GRADE 8	GRADE 9	GRADE 10	GRADE 11	GRADE 12
1073	1223	1328	1433	1613	1733	1853	1973	2093	2213	2333	2453	2573



HC9556-005 RACHAEL

<b>Width:</b>	29 1/2	<b>Seat Width:</b>	19	<b>Arm Height:</b>	24 1/2
<b>Depth:</b>	33 1/2	<b>Seat Depth:</b>	19 1/2	<b>Weight:</b>	48 lb.
<b>Height:</b>	42	<b>Seat Height:</b>	20 1/2	<b>Cu. ft.:</b>	33.75
				<b>YDS:</b>	5

Sinuous Spring Seat Option available at no additional charge. Please include -S to the model number when ordering this option.

COM	GRADE 1	COL GRADE 2	GRADE 3	GRADE 4	GRADE 5	GRADE 6	GRADE 7	GRADE 8	GRADE 9	GRADE 10	GRADE 11	GRADE 12
1127	1264	1358	1455	1618	1727	1837	1946	2055	2165	2273	2383	2491



HC9558-005 VICTORIA

<b>Width:</b>	31	<b>Seat Width:</b>	20	<b>Arm Height:</b>	24
<b>Depth:</b>	32	<b>Seat Depth:</b>	21	<b>Weight:</b>	51 lb.
<b>Height:</b>	44	<b>Seat Height:</b>	19	<b>Cu. ft.:</b>	26
				<b>YDS:</b>	5

Fixed seat deck with Sinuous Springs only. Removable seat cushion.

COM	GRADE 1	COL GRADE 2	GRADE 3	GRADE 4	GRADE 5	GRADE 6	GRADE 7	GRADE 8	GRADE 9	GRADE 10	GRADE 11	GRADE 12
1098	1223	1311	1398	1548	1648	1748	1848	1948	2048	2148	2248	2348

# LOUNGE SEATING



HC9560-005 OLIVIA

<b>Width:</b> 32 1/2	<b>Seat Width:</b> 19	<b>Arm Height:</b> 24	<b>Optional Nailhead:</b> 1/2" add \$75 List 3/4" add \$85 List
<b>Depth:</b> 34	<b>Seat Depth:</b> 19	<b>Weight:</b> 57 lb.	
<b>Height:</b> 42 1/2	<b>Seat Height:</b> 21 1/2	<b>Cu. ft.:</b> 42.3	
		<b>YDS:</b> 7	

Sinuous Spring Seat Option available at no additional charge. Please include -S to the model number when ordering this option.

COM	GRADE 1	COL GRADE 2	GRADE 3	GRADE 4	GRADE 5	GRADE 6	GRADE 7	GRADE 8	GRADE 9	GRADE 10	GRADE 11	GRADE 12
1141	1332	1466	1600	1829	1982	2135	2285	2441	2595	2747	2900	3052



HC9562-005 FORSYTH

<b>Width:</b> 32 1/2	<b>Seat Width:</b> 21	<b>Arm Height:</b> 26	<b>Optional Nailhead:</b> 1/2" add \$75 List
<b>Depth:</b> 36	<b>Seat Depth:</b> 20	<b>Weight:</b> 60 lb.	
<b>Height:</b> 41	<b>Seat Height:</b> 19	<b>Cu. ft.:</b> 42.3	
		<b>YDS:</b> 6.5	

Fixed seat deck with Sinuous Springs only. Removable seat cushion.

COM	GRADE 1	COL GRADE 2	GRADE 3	GRADE 4	GRADE 5	GRADE 6	GRADE 7	GRADE 8	GRADE 9	GRADE 10	GRADE 11	GRADE 12
1310	1473	1587	1700	1895	2025	2155	2285	2415	2545	2675	2805	2935



HC9564-005 ZOE

<b>Width:</b> 28 1/2	<b>Seat Width:</b> 20	<b>Arm Height:</b> 25	<b>Optional Nailhead:</b> 1/2" add \$75 List
<b>Depth:</b> 32	<b>Seat Depth:</b> 19	<b>Weight:</b> 53 lb.	
<b>Height:</b> 43 1/2	<b>Seat Height:</b> 19 1/2	<b>Cu. ft.:</b> 42.3	
		<b>YDS:</b> 6	

Removable seat.

COM	GRADE 1	COL GRADE 2	GRADE 3	GRADE 4	GRADE 5	GRADE 6	GRADE 7	GRADE 8	GRADE 9	GRADE 10	GRADE 11	GRADE 12
1057	1207	1312	1417	1597	1717	1837	1957	2077	2197	2317	2437	2557



HC9566-005 CURRY

<b>Width:</b> 32	<b>Seat Width:</b> 21	<b>Arm Height:</b> 21	<b>Optional Nailhead:</b> 1/2" add \$75 List 3/4" add \$85 List
<b>Depth:</b> 32	<b>Seat Depth:</b> 19	<b>Weight:</b> 72 lb.	
<b>Height:</b> 37	<b>Seat Height:</b> 18	<b>Cu. ft.:</b> 33.75	
		<b>YDS:</b> 7.5	

Sinuous Spring Seat Option available at no additional charge. Please include -S to the model number when ordering this option.

COM	GRADE 1	COL GRADE 2	GRADE 3	GRADE 4	GRADE 5	GRADE 6	GRADE 7	GRADE 8	GRADE 9	GRADE 10	GRADE 11	GRADE 12
1297	1484	1616	1747	1972	2122	2272	2422	2572	2722	2872	3022	3172



# LOUNGE SEATING



All loose pillows sold separately.  
Please refer to page 35 for pricing.

## HC9568-001 LUCY SOFA

<b>Width:</b>	77	<b>Seat Width:</b>	60	<b>Arm Height:</b>	26
<b>Depth:</b>	33 1/2	<b>Seat Depth:</b>	19	<b>Weight:</b>	138 lb.
<b>Height:</b>	36	<b>Seat Height:</b>	20 1/2	<b>Cu. ft.:</b>	73.88
				<b>YDS:</b>	15

Sinuous Spring Seat Option available at no additional charge. Please include -S to the model number when ordering this option.

COM	GRADE 1	COL GRADE 2	GRADE 3	GRADE 4	GRADE 5	GRADE 6	GRADE 7	GRADE 8	GRADE 9	GRADE 10	GRADE 11	GRADE 12
1760	2135	2397	2660	3110	3410	3710	4010	4310	4610	4910	5210	5510



## HC9568-003 LUCY SETTEE

<b>Width:</b>	61 1/2	<b>Seat Width:</b>	46	<b>Arm Height:</b>	26
<b>Depth:</b>	33 1/2	<b>Seat Depth:</b>	19	<b>Weight:</b>	96 lb.
<b>Height:</b>	36	<b>Seat Height:</b>	20 1/2	<b>Cu. ft.:</b>	47.4
				<b>YDS:</b>	11

Sinuous Spring Seat Option available at no additional charge. Please include -S to the model number when ordering this option.

COM	GRADE 1	COL GRADE 2	GRADE 3	GRADE 4	GRADE 5	GRADE 6	GRADE 7	GRADE 8	GRADE 9	GRADE 10	GRADE 11	GRADE 12
1578	1900	2091	2282	2609	2827	3045	3263	3481	3699	3917	4135	4353



## HC9568-005 LUCY LOUNGE CHAIR

<b>Width:</b>	39	<b>Seat Width:</b>	21	<b>Arm Height:</b>	26
<b>Depth:</b>	33 1/2	<b>Seat Depth:</b>	19	<b>Weight:</b>	68 lb.
<b>Height:</b>	36	<b>Seat Height:</b>	20 1/2	<b>Cu. ft.:</b>	30
				<b>YDS:</b>	9

Sinuous Spring Seat Option available at no additional charge. Please include -S to the model number when ordering this option.

COM	GRADE 1	COL GRADE 2	GRADE 3	GRADE 4	GRADE 5	GRADE 6	GRADE 7	GRADE 8	GRADE 9	GRADE 10	GRADE 11	GRADE 12
1163	1388	1546	1703	1973	2153	2333	2513	2693	2873	3053	3233	3413



All loose pillows sold separately.  
Please refer to page 35 for pricing.

## HC9572-002 WYATT SOFA

<b>Width:</b>	83 1/2	<b>Seat Width:</b>	72	<b>Arm Height:</b>	24 1/2
<b>Depth:</b>	36	<b>Seat Depth:</b>	19	<b>Weight:</b>	151 lb.
<b>Height:</b>	35	<b>Seat Height:</b>	19	<b>Cu. ft.:</b>	76.44
				<b>YDS:</b>	16

Sinuous Spring Seat Option available at no additional charge. Please include -S to the model number when ordering this option.

COM	GRADE 1	COL GRADE 2	GRADE 3	GRADE 4	GRADE 5	GRADE 6	GRADE 7	GRADE 8	GRADE 9	GRADE 10	GRADE 11	GRADE 12
2019	2404	2672	2942	3403	3710	4017	4325	4632	4940	5247	5554	5862

# LOUNGE SEATING



HC9572-003 WYATT SETTEE

**Width:** 59      **Seat Width:** 49      **Arm Height:** 24 1/2  
**Depth:** 36      **Seat Depth:** 19      **Weight:** 97lb.  
**Height:** 35      **Seat Height:** 19      **Cu. ft.:** 43  
**YDS:** 11

Sinuous Spring Seat Option available at no additional charge. Please include -S to the model number when ordering this option.

COM	GRADE 1	COL GRADE 2	GRADE 3	GRADE 4	GRADE 5	GRADE 6	GRADE 7	GRADE 8	GRADE 9	GRADE 10	GRADE 11	GRADE 12
1700	1975	2167	2360	2690	2910	3130	3350	3570	3790	4010	4230	4450



HC9572-005 WYATT LOUNGE CHAIR

**Width:** 32      **Seat Width:** 21 1/2      **Arm Height:** 24 1/2  
**Depth:** 36      **Seat Depth:** 19      **Weight:** 65 lb.  
**Height:** 35      **Seat Height:** 19      **Cu. ft.:** 23.3  
**YDS:** 7.5

Sinuous Spring Seat Option available at no additional charge. Please include -S to the model number when ordering this option.

COM	GRADE 1	COL GRADE 2	GRADE 3	GRADE 4	GRADE 5	GRADE 6	GRADE 7	GRADE 8	GRADE 9	GRADE 10	GRADE 11	GRADE 12
1200	1388	1519	1650	1875	2025	2175	2325	2475	2625	2775	2925	3075



All pillows sold separately.  
Please refer to page 35 for pricing.

HC9574-002 MOLLIE SOFA

**Width:** 93      **Seat Width:** 77      **Arm Height:** 23  
**Depth:** 38      **Seat Depth:** 19      **Weight:** 150 lb.  
**Height:** 34      **Seat Height:** 19      **Cu. ft.:** 87.08  
**YDS:** 19.5

Sinuous Spring Seat Option available at no additional charge. Please include -S to the model number when ordering this option.

COM	GRADE 1	COL GRADE 2	GRADE 3	GRADE 4	GRADE 5	GRADE 6	GRADE 7	GRADE 8	GRADE 9	GRADE 10	GRADE 11	GRADE 12
2238	2725	3067	3408	3993	4383	4773	5163	5553	5943	6333	6723	7113



All pillows sold separately.  
Please refer to page 35 for pricing.

HC9574-003 MOLLIE SETTEE

**Width:** 66      **Seat Width:** 51 1/2      **Arm Height:** 23  
**Depth:** 42      **Seat Depth:** 23      **Weight:** 115 lb.  
**Height:** 34      **Seat Height:** 20      **Cu. ft.:** 60.5  
**YDS:** 14.6

Sinuous Spring Seat Option available at no additional charge. Please include -S to the model number when ordering this option.

COM	GRADE 1	COL GRADE 2	GRADE 3	GRADE 4	GRADE 5	GRADE 6	GRADE 7	GRADE 8	GRADE 9	GRADE 10	GRADE 11	GRADE 12
1844	2244	2524	2804	3284	3604	3924	4244	4565	4884	5204	5524	5844

# LOUNGE SEATING



All loose pillows sold separately.  
Please refer to page 35 for pricing.

## HC9576-001 RAINES SOFA

<b>Width:</b> 78	<b>Seat Width:</b> 67 1/2	<b>Arm Height:</b> 22
<b>Depth:</b> 35	<b>Seat Depth:</b> 20	<b>Weight:</b> 200 lb.
<b>Height:</b> 36	<b>Seat Height:</b> 20	<b>Cu. ft.:</b> 68.51
		<b>YDS:</b> 13.5

Sinuous Spring Seat Option available at no additional charge. Please include -S to the model number when ordering this option.

COM	GRADE 1	COL GRADE 2	GRADE 3	GRADE 4	GRADE 5	GRADE 6	GRADE 7	GRADE 8	GRADE 9	GRADE 10	GRADE 11	GRADE 12
1841	2192	2438	2683	3104	3385	3666	3947	4228	4529	4789	5070	5351



## HC9576-003 RAINES SETTEE

<b>Width:</b> 53 1/2	<b>Seat Width:</b> 45	<b>Arm Height:</b> 22
<b>Depth:</b> 35	<b>Seat Depth:</b> 20	<b>Weight:</b> 95 lb.
<b>Height:</b> 36	<b>Seat Height:</b> 20	<b>Cu. ft.:</b> 37.8
		<b>YDS:</b> 9.75

Sinuous Spring Seat Option available at no additional charge. Please include -S to the model number when ordering this option.

COM	GRADE 1	COL GRADE 2	GRADE 3	GRADE 4	GRADE 5	GRADE 6	GRADE 7	GRADE 8	GRADE 9	GRADE 10	GRADE 11	GRADE 12
1606	1845	2031	2216	2524	2747	2959	3170	3383	3595	3807	4020	4232



## HC9576-005 RAINES LOUNGE CHAIR

<b>Width:</b> 33	<b>Seat Width:</b> 22 1/2	<b>Arm Height:</b> 22
<b>Depth:</b> 35	<b>Seat Depth:</b> 20	<b>Weight:</b> 50 lb.
<b>Height:</b> 36	<b>Seat Height:</b> 20	<b>Cu. ft.:</b> 22.7
		<b>YDS:</b> 7.5

Sinuous Spring Seat Option available at no additional charge. Please include -S to the model number when ordering this option.

COM	GRADE 1	COL GRADE 2	GRADE 3	GRADE 4	GRADE 5	GRADE 6	GRADE 7	GRADE 8	GRADE 9	GRADE 10	GRADE 11	GRADE 12
1126	1314	1445	1576	1801	1951	2101	2251	2401	2551	2701	2851	3001



All pillows sold separately.  
Please refer to page 35 for pricing.

## HC9578-002 CAROLINE SOFA

<b>Width:</b> 86 1/2	<b>Seat Width:</b> 67 1/2	<b>Arm Height:</b> 24 1/2
<b>Depth:</b> 34	<b>Seat Depth:</b> 19	<b>Weight:</b> 200 lb.
<b>Height:</b> 35	<b>Seat Height:</b> 19	<b>Cu. ft.:</b> 75.37
		<b>YDS:</b> 17

Sinuous Spring Seat Option available at no additional charge. Please include -S to the model number when ordering this option.

COM	GRADE 1	COL GRADE 2	GRADE 3	GRADE 4	GRADE 5	GRADE 6	GRADE 7	GRADE 8	GRADE 9	GRADE 10	GRADE 11	GRADE 12
2083	2508	2805	3103	3613	3953	4293	4633	4973	5313	5653	5993	6333

# LOUNGE SEATING



All loose pillows sold separately.  
Please refer to page 35 for pricing.

## HC9580-001 BURKE SOFA

<b>Width:</b> 83	<b>Seat Width:</b> 66	<b>Arm Height:</b> 31	<b>Optional Nailhead:</b>
<b>Depth:</b> 34 1/2	<b>Seat Depth:</b> 20 1/2	<b>Weight:</b> 147 lb.	1/2" add \$75 List
<b>Height:</b> 34 1/2	<b>Seat Height:</b> 20 1/2	<b>Cu. ft.:</b> 66.89	
		<b>YDS:</b> 15.5	

Sinuous Spring Seat Option available at no additional charge. Please include -S to the model number when ordering this option. Seat width without bolsters is 76".

COM	GRADE 1	COL GRADE 2	GRADE 3	GRADE 4	GRADE 5	GRADE 6	GRADE 7	GRADE 8	GRADE 9	GRADE 10	GRADE 11	GRADE 12
2149	2537	2808	3079	3544	3854	4164	4474	4784	5094	5404	5714	6024



## HC9580-003 BURKE SETTEE

<b>Width:</b> 55	<b>Seat Width:</b> 38	<b>Arm Height:</b> 31	<b>Optional Nailhead:</b>
<b>Depth:</b> 34 1/2	<b>Seat Depth:</b> 20 1/2	<b>Weight:</b> 97 lb.	1/2" add \$75 List
<b>Height:</b> 34 1/2	<b>Seat Height:</b> 20 1/2	<b>Cu. ft.:</b> 35	
		<b>YDS:</b> 13	

Sinuous Spring Seat Option available at no additional charge. Please include -S to the model number when ordering this option. Seat width without bolsters is 48".

COM	GRADE 1	COL GRADE 2	GRADE 3	GRADE 4	GRADE 5	GRADE 6	GRADE 7	GRADE 8	GRADE 9	GRADE 10	GRADE 11	GRADE 12
1848	2173	2400	2628	3018	3278	3538	3798	4058	4318	4578	4838	5098



## HC9580-005 BURKE LOUNGE CHAIR

<b>Width:</b> 35 1/2	<b>Seat Width:</b> 27	<b>Arm Height:</b> 31	<b>Optional Nailhead:</b>
<b>Depth:</b> 34 1/2	<b>Seat Depth:</b> 20 1/2	<b>Weight:</b> 65 lb.	1/2" add \$75 List
<b>Height:</b> 34 1/2	<b>Seat Height:</b> 20 1/2	<b>Cu. ft.:</b> 23	
		<b>YDS:</b> 10	

Sinuous Spring Seat Option available at no additional charge. Please include -S to the model number when ordering this option.

COM	GRADE 1	COL GRADE 2	GRADE 3	GRADE 4	GRADE 5	GRADE 6	GRADE 7	GRADE 8	GRADE 9	GRADE 10	GRADE 11	GRADE 12
1296	1546	1721	1896	2196	2396	2596	2796	2996	3196	3396	3596	3796



## HC9600-011 CANVAS SOFA

<b>Width:</b> 72	<b>Seat Width:</b> 63	<b>Arm Height:</b> 26 1/2
<b>Depth:</b> 31	<b>Seat Depth:</b> 19 1/2	<b>Weight:</b> 113 lb.
<b>Height:</b> 36 1/4	<b>Seat Height:</b> 20	<b>Cu. ft.:</b> 54.05
		<b>YDS:</b> 6.5

Fixed seat with Sinuous Springs only.

COM	GRADE 1	COL GRADE 2	GRADE 3	GRADE 4	GRADE 5	GRADE 6	GRADE 7	GRADE 8	GRADE 9	GRADE 10	GRADE 11	GRADE 12
1994	2156	2270	2384	2579	2709	2839	2969	3099	3229	3359	3489	3619

# LOUNGE SEATING

## HC9600-003 CANVAS SETTEE



**Width:** 53 1/2  
**Depth:** 31  
**Height:** 36 1/4

**Seat Width:** 45  
**Seat Depth:** 19 1/2  
**Seat Height:** 20

**Arm Height:** 26 1/2  
**Weight:** 97 lb.  
**Cu. ft.:** 40.54  
**YDS:** 5.5

Fixed seat with Sinuous Springs only.

COM	GRADE 1	COL GRADE 2	GRADE 3	GRADE 4	GRADE 5	GRADE 6	GRADE 7	GRADE 8	GRADE 9	GRADE 10	GRADE 11	GRADE 12
1689	1827	1923	2019	2184	2294	2404	2514	2624	2734	2844	2954	3064

## HC9600-005 CANVAS LOUNGE CHAIR



**Width:** 30  
**Depth:** 31  
**Height:** 36 1/4

**Seat Width:** 22 1/4  
**Seat Depth:** 19 1/2  
**Seat Height:** 20

**Arm Height:** 26 1/2  
**Weight:** 63 lb.  
**Cu. ft.:** 23.38  
**YDS:** 4

Fixed seat with Sinuous Springs only.

COM	GRADE 1	COL GRADE 2	GRADE 3	GRADE 4	GRADE 5	GRADE 6	GRADE 7	GRADE 8	GRADE 9	GRADE 10	GRADE 11	GRADE 12
1281	1381	1451	1521	1641	1721	1801	1881	1961	2041	2121	2201	2281

## HC9608-002 LAYNE SOFA



**Width:** 73  
**Depth:** 32 1/4  
**Height:** 43

**Seat Width:** 67 3/4  
**Seat Depth:** 19 3/4  
**Seat Height:** 20

**Arm Height:** 25 5/8  
**Weight:** 136 lb.  
**Cu. ft.:** 68.38  
**YDS:** 13

Sinuous Spring Seat available at no additional charge. Specify by adding -S to the model number when ordering.

COM	GRADE 1	COL GRADE 2	GRADE 3	GRADE 4	GRADE 5	GRADE 6	GRADE 7	GRADE 8	GRADE 9	GRADE 10	GRADE 11	GRADE 12
1929	2254	2482	2709	3099	3359	3619	3879	4139	4399	4659	4919	5179

## HC9608-003 LAYNE SETTEE



**Width:** 53 1/4  
**Depth:** 32 1/4  
**Height:** 43

**Seat Width:** 46  
**Seat Depth:** 19 3/4  
**Seat Height:** 20

**Arm Height:** 25 5/8  
**Weight:** 120 lb.  
**Cu. ft.:** 50.37  
**YDS:** 8

Sinuous Spring Seat available at no additional charge. Specify by adding -S to the model number when ordering.

COM	GRADE 1	COL GRADE 2	GRADE 3	GRADE 4	GRADE 5	GRADE 6	GRADE 7	GRADE 8	GRADE 9	GRADE 10	GRADE 11	GRADE 12
1582	1782	1922	2062	2302	2462	2622	2782	2942	3102	3262	3422	3582

# LOUNGE SEATING



## HC9608-005 LAYNE LOUNGE CHAIR

<b>Width:</b>	28 1/4	<b>Seat Width:</b>	21 1/2	<b>Arm Height:</b>	25 5/8
<b>Depth:</b>	32 1/4	<b>Seat Depth:</b>	19 3/4	<b>Weight:</b>	80 lb.
<b>Height:</b>	43	<b>Seat Height:</b>	20	<b>Cu. ft.:</b>	27.58
				<b>YDS:</b>	6.25

Sinuous Spring Seat available at no additional charge. Specify by adding -S to the model number when ordering.

COM	GRADE 1	COL GRADE 2	GRADE 3	GRADE 4	GRADE 5	GRADE 6	GRADE 7	GRADE 8	GRADE 9	GRADE 10	GRADE 11	GRADE 12
1179	1335	1445	1554	1741	1866	1991	2116	2241	2366	2491	2616	2741



## HC9609-002 LAYNE SOFA (with Arm Caps)

<b>Width:</b>	73	<b>Seat Width:</b>	67 3/4	<b>Arm Height:</b>	26 1/8
<b>Depth:</b>	32 1/4	<b>Seat Depth:</b>	19 3/4	<b>Weight:</b>	140lb.
<b>Height:</b>	43	<b>Seat Height:</b>	20	<b>Cu. ft.:</b>	68.38
				<b>YDS:</b>	13

Sinuous Spring Seat available at no additional charge. Specify by adding -S to the model number when ordering.

Field replaceable arm caps are available in solid hardwood or 3D Thermofoil wrap. Hardwood arm caps are available in standard seating finishes. 3D Thermofoil is available in Maple, Sandstone, Walnut, Grey, Cherry and Black.

COM	GRADE 1	COL GRADE 2	GRADE 3	GRADE 4	GRADE 5	GRADE 6	GRADE 7	GRADE 8	GRADE 9	GRADE 10	GRADE 11	GRADE 12
2039	2364	2592	2819	3209	3469	3729	3989	4249	4509	4769	5029	5289



## HC9609-003 LAYNE SETTEE (with Arm Caps)

<b>Width:</b>	53 1/4	<b>Seat Width:</b>	46	<b>Arm Height:</b>	26 1/8
<b>Depth:</b>	32 1/4	<b>Seat Depth:</b>	19 3/4	<b>Weight:</b>	124 lb.
<b>Height:</b>	43	<b>Seat Height:</b>	20	<b>Cu. ft.:</b>	50.37
				<b>YDS:</b>	8

Sinuous Spring Seat available at no additional charge. Specify by adding -S to the model number when ordering.

Field replaceable arm caps are available in solid hardwood or 3D Thermofoil wrap. Hardwood arm caps are available in standard seating finishes. 3D Thermofoil is available in Maple, Sandstone, Walnut, Grey, Cherry and Black.

COM	GRADE 1	COL GRADE 2	GRADE 3	GRADE 4	GRADE 5	GRADE 6	GRADE 7	GRADE 8	GRADE 9	GRADE 10	GRADE 11	GRADE 12
1641	1841	1981	2121	2361	2521	2681	2841	3001	3161	3321	3481	3641



## HC9609-005 LAYNE LOUNGE CHAIR (with Arm Caps)

<b>Width:</b>	28 1/4	<b>Seat Width:</b>	21 1/2	<b>Arm Height:</b>	26 1/8
<b>Depth:</b>	32 1/4	<b>Seat Depth:</b>	19 3/4	<b>Weight:</b>	84 lb.
<b>Height:</b>	43	<b>Seat Height:</b>	20	<b>Cu. ft.:</b>	27.58
				<b>YDS:</b>	6.25

Sinuous Spring Seat available at no additional charge. Specify by adding -S to the model number when ordering.

Field replaceable arm caps are available in solid hardwood or 3D Thermofoil wrap. Hardwood arm caps are available in standard seating finishes. 3D Thermofoil is available in Maple, Sandstone, Walnut, Grey, Cherry and Black.

COM	GRADE 1	COL GRADE 2	GRADE 3	GRADE 4	GRADE 5	GRADE 6	GRADE 7	GRADE 8	GRADE 9	GRADE 10	GRADE 11	GRADE 12
1245	1401	1511	1620	1808	1933	2058	2183	2308	2433	2558	2683	2808

# RECLINERS



## HC9582-R HATHAWAY

<b>Width:</b> 35	<b>Seat Width:</b> 21	<b>Arm Height:</b> 24 1/2	<b>Extended Length:</b> 68
<b>Depth:</b> 38	<b>Seat Depth:</b> 19	<b>Weight:</b> 109 lb.	<b>Wall Clearance:</b> 18
<b>Height:</b> 41	<b>Seat Height:</b> 19	<b>Cu. ft.:</b> 42.3	
		<b>YDS:</b> 8	

Fixed seat deck with Sinuous Springs only. Removable seat cushion.  
Power option available. Refer to page 30 for details and specifying instructions.

COM	GRADE 1	COL GRADE 2	GRADE 3	GRADE 4	GRADE 5	GRADE 6	GRADE 7	GRADE 8	GRADE 9	GRADE 10	GRADE 11	GRADE 12
1509	1695	1825	1955	2178	2326	2475	2623	2772	2920	3069	3217	3365



## HC9584-R CLAIRE

<b>Width:</b> 30 1/2	<b>Seat Width:</b> 21 1/2	<b>Arm Height:</b> 25 1/2	<b>Optional Nailhead:</b>
<b>Depth:</b> 36	<b>Seat Depth:</b> 19	<b>Weight:</b> 104 lb.	1/2" add \$75 List
<b>Height:</b> 39 1/2	<b>Seat Height:</b> 19	<b>Cu. ft.:</b> 42.3	3/4" add \$85 List
		<b>YDS:</b> 8.5	

Fixed seat deck with Sinuous Springs only. Removable seat cushion.  
Power option available. Refer to page 30 for details and specifying instructions.

**Extended Length:** 67  
**Wall Clearance:** 18

COM	GRADE 1	COL GRADE 2	GRADE 3	GRADE 4	GRADE 5	GRADE 6	GRADE 7	GRADE 8	GRADE 9	GRADE 10	GRADE 11	GRADE 12
1462	1648	1777	1908	2131	2279	2427	2576	2725	2874	3021	3170	3320



## HC9586-R ELLA

<b>Width:</b> 33 1/2	<b>Seat Width:</b> 20	<b>Arm Height:</b> 25	<b>Optional Nailhead:</b>
<b>Depth:</b> 37	<b>Seat Depth:</b> 19	<b>Weight:</b> 109 lb.	1/2" Included
<b>Height:</b> 41	<b>Seat Height:</b> 19	<b>Cu. ft.:</b> 42.3	3/4" add \$25 List
		<b>YDS:</b> 8.5	

Fixed seat deck with Sinuous Springs only. Removable seat cushion.  
Power option available. Refer to page 30 for details and specifying instructions.

**Extended Length:** 68  
**Wall Clearance:** 18

COM	GRADE 1	COL GRADE 2	GRADE 3	GRADE 4	GRADE 5	GRADE 6	GRADE 7	GRADE 8	GRADE 9	GRADE 10	GRADE 11	GRADE 12
1520	1700	1827	1952	2168	2313	2457	2601	2746	2890	3034	3178	3322



## HC9588-R MARTIN

<b>Width:</b> 31	<b>Seat Width:</b> 20	<b>Arm Height:</b> 25 1/2	<b>Optional Nailhead:</b>
<b>Depth:</b> 36	<b>Seat Depth:</b> 19	<b>Weight:</b> 105 lb.	1/2" add \$75 List
<b>Height:</b> 39	<b>Seat Height:</b> 19	<b>Cu. ft.:</b> 42.3	
		<b>YDS:</b> 7	

Fixed seat deck with Sinuous Springs only. Removable seat cushion.  
Power option available. Refer to page 30 for details and specifying instructions.

**Extended Length:** 67  
**Wall Clearance:** 18

COM	GRADE 1	COL GRADE 2	GRADE 3	GRADE 4	GRADE 5	GRADE 6	GRADE 7	GRADE 8	GRADE 9	GRADE 10	GRADE 11	GRADE 12
1485	1653	1769	1884	2084	2218	2351	2485	2618	2751	2884	3017	3118

# RECLINERS



HC9608-R LAYNE

<b>Width:</b> 30	<b>Seat Width:</b> 20 3/4	<b>Arm Height:</b> 24	<b>Extended Length:</b> 68
<b>Depth:</b> 38	<b>Seat Depth:</b> 22	<b>Weight:</b> 110	<b>Wall Clearance:</b> 17 1/2
<b>Height:</b> 42 1/2	<b>Seat Height:</b> 20 3/4	<b>Cu. ft.:</b> 32.96	
		<b>YDS:</b> 7	

Fixed seat deck with Sinuous Springs only. Removable seat cushion. Power and Dual-Action power options available. See below for details and specifying instructions.

COM	GRADE 1	COL GRADE 2	GRADE 3	GRADE 4	GRADE 5	GRADE 6	GRADE 7	GRADE 8	GRADE 9	GRADE 10	GRADE 11	GRADE 12
1595	1770	1893	2015	2225	2365	2505	2645	2785	2925	3065	3205	3345



HC9609-R LAYNE (with Arm Caps)

<b>Width:</b> 30	<b>Seat Width:</b> 20 3/4	<b>Arm Height:</b> 24 3/4	<b>Extended Length:</b> 68
<b>Depth:</b> 38	<b>Seat Depth:</b> 22	<b>Weight:</b> 114	<b>Wall Clearance:</b> 17 1/2
<b>Height:</b> 42 1/2	<b>Seat Height:</b> 20 3/4	<b>Cu. ft.:</b> 32.96	
		<b>YDS:</b> 7	

Fixed seat deck with Sinuous Springs only. Removable seat cushion. Power and Dual-Action power options available. See below for details and specifying instructions.

Field replaceable arm caps are available in solid hardwood or 3D Thermofoil wrap. Hardwood arm caps are available in standard seating finishes. 3D Thermofoil is available in Maple, Sandstone, Walnut, Grey, Cherry and Black.

COM	GRADE 1	COL GRADE 2	GRADE 3	GRADE 4	GRADE 5	GRADE 6	GRADE 7	GRADE 8	GRADE 9	GRADE 10	GRADE 11	GRADE 12
1662	1837	1960	2082	2292	2432	2572	2712	2852	2992	3132	3272	3412



HC9614-R NORA

<b>Width:</b> 29	<b>Seat Width:</b> 19	<b>Arm Height:</b> 25 1/4	<b>Extended Length:</b> 67
<b>Depth:</b> 37 1/2	<b>Seat Depth:</b> 19 1/2	<b>Weight:</b> 105	<b>Wall Clearance:</b> 17 1/2
<b>Height:</b> 41 3/4	<b>Seat Height:</b> 20 3/4	<b>Cu. ft.:</b> 31	
		<b>YDS:</b> 8	

Fixed seat deck with Sinuous Springs only. Removable seat cushion. Power and Dual-Action power options available. See below for details and specifying instructions.

COM	GRADE 1	COL GRADE 2	GRADE 3	GRADE 4	GRADE 5	GRADE 6	GRADE 7	GRADE 8	GRADE 9	GRADE 10	GRADE 11	GRADE 12
1619	1819	1959	2099	2339	2499	2659	2819	2979	3139	3299	3459	3619

The standard mechanism on all recliner models is 3-position manual push back action: (1) seated position, (2) back upright with footrest open/extended, (3) back fully reclined with footrest open/extended.

## Power Option

All recliner models are available with a power recline mechanism. Back and footrest recline in tandem and are operated with a two-button tethered hand control (black only). Specify on purchase order and add \$315 to List price.

Standard power recline mechanism includes a 110V corded power supply with wire management exiting from the back side of the recliner. A cordless battery pack with charging adapter is also available. Specify on purchase order and add \$150 to List price.

## Dual-Action Power Option

Layne and Nora recliner models are available with a Dual-Action power recline mechanism. Back and footrest positions can be adjusted independently of one another and are operated with a four-button tethered hand control (black only). Specify on purchase order and add \$489 to List price.

Dual-Action power recline mechanism includes a corded 110V corded power supply with wire management exiting from the back side of the recliner. A cordless battery pack with charging adapter is also available. Specify on purchase order and add \$220 to List price.



## HC9600-050 CANVAS BENCH



<b>Width:</b>	51	<b>Seat Width:</b>	43 1/2	<b>Arm Height:</b>	22
<b>Depth:</b>	23	<b>Seat Depth:</b>	23	<b>Weight:</b>	76 lb.
<b>Height:</b>	22	<b>Seat Height:</b>	19	<b>Cu. ft.:</b>	18.4
				<b>YDS:</b>	3

COM	GRADE 1	COL GRADE 2	GRADE 3	GRADE 4	GRADE 5	GRADE 6	GRADE 7	GRADE 8	GRADE 9	GRADE 10	GRADE 11	GRADE 12
1095	1176	1233	1290	1387	1452	1516	1581	1646	1711	1776	1840	1905

## HC9600-051 CANVAS BENCH



<b>Width:</b>	61	<b>Seat Width:</b>	53 1/2	<b>Arm Height:</b>	22
<b>Depth:</b>	23	<b>Seat Depth:</b>	23	<b>Weight:</b>	96 lb.
<b>Height:</b>	22	<b>Seat Height:</b>	19	<b>Cu. ft.:</b>	21.88
				<b>YDS:</b>	3

Center console: 9 1/2W 22 1/4D

Available with dual-receptacle 110V and single USB port power supply. Black finish with brushed nickel faceplate and 10' power cord. Specify by adding -USB to the model number and adding \$180 to List price when ordering.

COM	GRADE 1	COL GRADE 2	GRADE 3	GRADE 4	GRADE 5	GRADE 6	GRADE 7	GRADE 8	GRADE 9	GRADE 10	GRADE 11	GRADE 12
1380	1458	1513	1567	1661	1723	1786	1848	1910	1973	2035	2098	2160

## HC9600-052 CANVAS BENCH



<b>Width:</b>	51	<b>Seat Width:</b>	43 1/2	<b>Arm Height:</b>	25 1/2
<b>Depth:</b>	22 1/2	<b>Seat Depth:</b>	18	<b>Weight:</b>	90 lb.
<b>Height:</b>	25 1/2	<b>Seat Height:</b>	19	<b>Cu. ft.:</b>	20.66
				<b>YDS:</b>	3.5

COM	GRADE 1	COL GRADE 2	GRADE 3	GRADE 4	GRADE 5	GRADE 6	GRADE 7	GRADE 8	GRADE 9	GRADE 10	GRADE 11	GRADE 12
1197	1296	1364	1432	1550	1629	1707	1785	1864	1942	2020	2099	2177

## HC9600-053 CANVAS BENCH



<b>Width:</b>	61	<b>Seat Width:</b>	53 1/2	<b>Arm Height:</b>	25 1/2
<b>Depth:</b>	22 1/2	<b>Seat Depth:</b>	18	<b>Weight:</b>	96 lb.
<b>Height:</b>	25 1/2	<b>Seat Height:</b>	19	<b>Cu. ft.:</b>	24.56
				<b>YDS:</b>	4

Center console: 9 1/2W 22 1/4D

Available with dual-receptacle 110V and single USB port power supply. Black finish with brushed nickel faceplate and 10' power cord. Specify by adding -USB to the model number and adding \$180 to List price when ordering. Power supply location is on front of center console.

COM	GRADE 1	COL GRADE 2	GRADE 3	GRADE 4	GRADE 5	GRADE 6	GRADE 7	GRADE 8	GRADE 9	GRADE 10	GRADE 11	GRADE 12
1425	1529	1602	1674	1799	1882	1966	2049	2132	2215	2298	2382	2465

# BENCHES

## HC9602-006 LUCY BENCH



**Width:** 65 1/2  
**Depth:** 24 3/4  
**Height:** 29

**Seat Width:** 48 3/4  
**Seat Depth:** 24  
**Seat Height:** 20 1/2

**Arm Height:** 29  
**Weight:** 74 lb.  
**Cu. ft.:** 32.39  
**YDS:** 5.25

Seat cushion is attached.

COM	GRADE 1	COL GRADE 2	GRADE 3	GRADE 4	GRADE 5	GRADE 6	GRADE 7	GRADE 8	GRADE 9	GRADE 10	GRADE 11	GRADE 12
1019	1151	1244	1337	1497	1603	1709	1815	1921	2027	2133	2239	2345

## HC9604-006 KATHERINE BENCH (Button Tufted Seat)



**Width:** 57  
**Depth:** 23 3/4  
**Height:** 27 1/2

**Seat Width:** 36  
**Seat Depth:** 23 3/4  
**Seat Height:** 21

**Arm Height:** 27 1/2  
**Weight:** 80 lb.  
**Cu. ft.:** 25.94  
**YDS (Seat):** 4.75  
**YDS (Bolsters):** 1

Seat cushion is attached.

Includes d-ring and hook to secure bolsters to bench. Bench is available without bolsters. Specify on purchase order and deduct \$100 from List price. Seat width without bolsters is 50".

COM	GRADE 1	COL GRADE 2	GRADE 3	GRADE 4	GRADE 5	GRADE 6	GRADE 7	GRADE 8	GRADE 9	GRADE 10	GRADE 11	GRADE 12
1185	1326	1425	1524	1694	1807	1920	2034	2147	2260	2373	2486	2600

## HC9605-006 KATHERINE BENCH (Plain Seat, No Tufting)



**Width:** 57  
**Depth:** 23 3/4  
**Height:** 27 1/2

**Seat Width:** 36  
**Seat Depth:** 23 3/4  
**Seat Height:** 21


**Arm Height:** 27 1/2  
**Weight:** 80 lb.  
**Cu. ft.:** 25.94  
**YDS (Seat):** 4.75  
**YDS (Bolsters):** 1

Seat cushion is attached.

Includes d-ring and hook to secure bolsters to bench. Bench is available without bolsters. Specify on purchase order and deduct \$100 from List price. Seat width without bolsters is 50".

COM	GRADE 1	COL GRADE 2	GRADE 3	GRADE 4	GRADE 5	GRADE 6	GRADE 7	GRADE 8	GRADE 9	GRADE 10	GRADE 11	GRADE 12
1157	1299	1398	1497	1667	1779	1893	2006	2119	2233	2346	2459	2572

## HC9612-006 PORTER BENCH



**Width:** 60  
**Depth:** 21  
**Height:** 27 1/4

**Seat Width:** 49 1/2  
**Seat Depth:** 21  
**Seat Height:** 21

**Arm Height:** 27 1/4  
**Weight:** 88 lb.  
**Cu. ft.:** 24.14  
**YDS (Seat):** 2  
**YDS (Bolsters):** 1

Seat cushion is attached.

Includes d-ring and hook to secure bolsters to bench. Bench is available without bolsters. Specify on purchase order and deduct \$100 from List price. Seat width without bolsters is 57".

COM	GRADE 1	COL GRADE 2	GRADE 3	GRADE 4	GRADE 5	GRADE 6	GRADE 7	GRADE 8	GRADE 9	GRADE 10	GRADE 11	GRADE 12
1288	1363	1415	1468	1558	1618	1678	1738	1798	1858	1918	1978	2038

## HC9606-006 BAILEY OTTOMAN



**Width:** 22  
**Depth:** 22  
**Height:** 21  
**Weight:** 46 lb.  
**Cu. ft.:** 7.67  
**YDS:** 2.75

COM	GRADE 1	COL GRADE 2	GRADE 3	GRADE 4	GRADE 5	GRADE 6	GRADE 7	GRADE 8	GRADE 9	GRADE 10	GRADE 11	GRADE 12
524	593	641	689	771	826	881	936	991	1046	1101	1156	1211

## HC9597 BAILEY BENCH



**Width:** 48  
**Depth:** 22  
**Height:** 21  
**Weight:** 70 lb.  
**Cu. ft.:** 15.97  
**YDS:** 3.5

COM	GRADE 1	COL GRADE 2	GRADE 3	GRADE 4	GRADE 5	GRADE 6	GRADE 7	GRADE 8	GRADE 9	GRADE 10	GRADE 11	GRADE 12
755	843	904	965	1070	1140	1210	1280	1350	1420	1490	1560	1630

## HC9598 BAILEY BENCH



**Width:** 60  
**Depth:** 22  
**Height:** 21  
**Weight:** 88 lb.  
**Cu. ft.:** 19.81  
**YDS:** 4.25

COM	GRADE 1	COL GRADE 2	GRADE 3	GRADE 4	GRADE 5	GRADE 6	GRADE 7	GRADE 8	GRADE 9	GRADE 10	GRADE 11	GRADE 12
788	894	968	1043	1170	1255	1340	1425	1510	1595	1680	1765	1850


## HC9599 BAILEY BENCH



**Width:** 70  
**Depth:** 22  
**Height:** 21  
**Weight:** 102 lb.  
**Cu. ft.:** 23  
**YDS:** 4.75

COM	GRADE 1	COL GRADE 2	GRADE 3	GRADE 4	GRADE 5	GRADE 6	GRADE 7	GRADE 8	GRADE 9	GRADE 10	GRADE 11	GRADE 12
883	1001	1085	1168	1310	1405	1500	1595	1690	1785	1880	1975	2070

# BENCHES



HC9610-006

LILLY OTTOMAN

Width:

21

Depth:

21

Height:

19

Weight:

27 lb.

Cu. ft.:

8.53

YDS:

2

COM	GRADE 1	COL GRADE 2	GRADE 3	GRADE 4	GRADE 5	GRADE 6	GRADE 7	GRADE 8	GRADE 9	GRADE 10	GRADE 11	GRADE 12
488	538	573	608	668	708	748	788	823	868	908	948	988

# PILLOWS

Optional loose pillows are available for purchase for all H Contract lounge chairs, settees and sofas.  
LIST PRICE below is **per** pillow. When ordering pillows only - UPS charges apply.

HCKP-BF-W-19 x 9      19" x 9" Kidney Pillow  
(Knife Edge with Welt)

Yds.	COM/ GRADE 1	GRADE 2	GRADE 3	GRADE 4	GRADE 5	GRADE 6	GRADE 7	GRADE 8	GRADE 9	GRADE 10	GRADE 11	Grade 12
1	60	82	104	125	147	170	182	213	235	257	279	301

HCP-BF-W-16      16" Square Pillow  
(Knife Edge with Welt)

Yds.	COM/ GRADE 1	GRADE 2	GRADE 3	GRADE 4	GRADE 5	GRADE 6	GRADE 7	GRADE 8	GRADE 9	GRADE 10	GRADE 11	GRADE 12
1	70	86	112	135	156	178	200	222	244	265	287	309

HCP-BF-W-18      18" Square Pillow  
(Knife Edge with Welt)

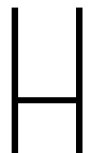
Yds.	COM/ GRADE 1	GRADE 2	GRADE 3	GRADE 4	GRADE 5	GRADE 6	GRADE 7	GRADE 8	GRADE 9	GRADE 10	GRADE 11	GRADE 12
1	71	93	114	136	157	180	202	224	245	267	289	311

HCP-BF-W-20      20" Square Pillow  
(Knife Edge with Welt)

Yds.	COM/ GRADE 1	GRADE 2	GRADE 3	GRADE 4	GRADE 5	GRADE 6	GRADE 7	GRADE 8	GRADE 9	GRADE 10	GRADE 11	GRADE 12
1	74	96	118	140	161	183	205	227	249	270	292	314

# NOTES

# DINING



CONTRACT  
A Hooker Furniture Company

# DINING CHAIRS



HC9510-005 CAMDEN

**Width:** 25 1/2      **Seat Width:** 18      **Arm Height:** 26 1/2  
**Depth:** 28 1/2      **Seat Depth:** 18 1/2      **Weight:** 30 lb.  
**Height:** 40      **Seat Height:** 20 1/2      **Cu. ft.:** 19.16  
**YDS:** 4

COM	GRADE 1	COL GRADE 2	GRADE 3	GRADE 4	GRADE 5	GRADE 6	GRADE 7	GRADE 8	GRADE 9	GRADE 10	GRADE 11	GRADE 12
747	847	917	987	1107	1187	1267	1347	1427	1507	1587	1667	1747



HC9512-005 GASTON

**Width:** 26      **Seat Width:** 18 1/2      **Arm Height:** 25 1/2      **Optional Nailhead:**  
**Depth:** 33      **Seat Depth:** 19      **Weight:** 43 lb.      1/2" add \$55  
**Height:** 42 1/2      **Seat Height:** 20      **Cu. ft.:** 26  
**YDS:** 6

COM	GRADE 1	COL GRADE 2	GRADE 3	GRADE 4	GRADE 5	GRADE 6	GRADE 7	GRADE 8	GRADE 9	GRADE 10	GRADE 11	GRADE 12
972	1122	1227	1332	1512	1632	1752	1872	1992	2112	2232	2352	2472



HC9590-005 EDEN DINING CHAIR

**Width:** 23 1/2      **Seat Width:** 20      **Arm Height:** 25 1/2  
**Depth:** 24      **Seat Depth:** 19      **Weight:** 18 lb.  
**Height:** 36 1/2      **Seat Height:** 20 1/2      **Cu. Ft.:** 10.3  
**YDS:** 1.5

COM	GRADE 1	COL GRADE 2	GRADE 3	GRADE 4	GRADE 5	GRADE 6	GRADE 7	GRADE 8	GRADE 9	GRADE 10	GRADE 11	GRADE 12
1279	1316	1342	1369	1414	1444	1474	1504	1534	1564	1594	1624	1654



HC9592-005 MADISON DINING CHAIR

**Width:** 22 1/2      **Seat Width:** 19      **Arm Height:** 27      **1/2" Nailhead included**  
**Depth:** 24 1/2      **Seat Depth:** 19      **Weight:** 19 lb.      **seat and arms only**  
**Height:** 41      **Seat Height:** 20 1/2      **Cu. Ft.:** 8.9  
**YDS:** 1.5

U-Brace Stretcher standard on chair. Inside back features double welt (no nailhead).

COM	GRADE 1	COL GRADE 2	GRADE 3	GRADE 4	GRADE 5	GRADE 6	GRADE 7	GRADE 8	GRADE 9	GRADE 10	GRADE 11	GRADE 12
1386	1423	1450	1476	1521	1551	1581	1611	1641	1671	1701	1731	1761



# DINING CHAIRS



## HC9594-005 DARE DINING CHAIR

<b>Width:</b>	24 1/2	<b>Seat Width:</b>	21	<b>Arm Height:</b>	26
<b>Depth:</b>	23 1/4	<b>Seat Depth:</b>	19	<b>Weight:</b>	21 lb.
<b>Height:</b>	38	<b>Seat Height:</b>	20 1/2	<b>Cu. Ft.:</b>	8.2
				<b>YDS:</b>	1

COM	GRADE 1	COL GRADE 2	GRADE 3	GRADE 4	GRADE 5	GRADE 6	GRADE 7	GRADE 8	GRADE 9	GRADE 10	GRADE 11	GRADE 12
1160	1185	1203	1220	1250	1270	1290	1310	1330	1350	1370	1390	1410






## HC9596-005 STOKES DINING CHAIR

<b>Width:</b>	24	<b>Seat Width:</b>	19	<b>Arm Height:</b>	27
<b>Depth:</b>	22 1/2	<b>Seat Depth:</b>	20	<b>Weight:</b>	18 lb.
<b>Height:</b>	41	<b>Seat Height:</b>	20 1/2	<b>Cu. Ft.:</b>	10.9
				<b>YDS:</b>	2

Note:  
U-Brace Stretcher standard on chair

COM	GRADE 1	COL GRADE 2	GRADE 3	GRADE 4	GRADE 5	GRADE 6	GRADE 7	GRADE 8	GRADE 9	GRADE 10	GRADE 11	GRADE 12
1430	1480	1515	1550	1610	1650	1690	1730	1770	1810	1850	1890	1930

# DINING TABLES

	HC585-600-32	BLADEN PEDESTAL DINING TABLE (Shown with Square Top)			1416
	<b>Materials:</b>	Hardwood Solids & 3D Thermofoil Tops			
	<b>Dimensions:</b>	32 Dia. x 28 3/4H			
	<b>Weight:</b>	50 lb.			
	<b>Cu. Ft.:</b>	19			
		27 3/4" from floor to bottom of table top			
		Top Options			
	HC585-600-36	36"	Weight:	53	1499
	HC585-600-42	42"	Weight:	65	1696
	HC585-600-48	48"	Weight:	79	1951
	HC585-620-42	PENDER DINING TABLE (Shown with Square Top)			1462
	<b>Materials:</b>	Hardwood Solids & 3D Thermofoil Tops			
	<b>Dimensions:</b>	42W x 42D 30H			
	<b>Weight:</b>	65 lb.			
	<b>Chair Opening:</b>	34" (Square) 22 3/4 (Round)			
	<b>Cu. Ft.:</b>	30.63			
		27 3/8" from floor to bottom of table top			
		Size	Weight	Square Top Chair Opening	Round Top Chair Opening
	HC585-620-32	32"	50	24"	Not Offered
	HC585-620-36	36"	53	28"	18 1/2"
	HC585-620-48	48"	79	40"	27"
	HC585-660-42	ANSON DINING TABLE (Shown with Round Top)			1462
	<b>Materials:</b>	Hardwood Solids & 3D Thermofoil Tops			
	<b>Dimensions:</b>	42 Dia. x 30H			
	<b>Weight:</b>	65 lb.			
	<b>Chair Opening:</b>	34" (Square) 22 3/4" (Round)			
	<b>Cu. Ft.:</b>	30.63			
		25" from floor to bottom of table top			
		Size	Weight	Square Top Chair Opening	Round Top Chair Opening
	HC585-660-32	32"	50	24"	Not Offered
	HC585-660-36	36"	53	28"	18 1/2"
	HC585-660-48	48"	79	40"	27"

## Note: To order dining tables please specify:

1. Square or Round Top
2. Top Size
3. Edge Option
4. Leg Option where applicable
5. Finish (see page 6 for options)

# DINING TABLES

## Table Options



Available in these Round Top Sizes:

32" Diameter (Bladen Only)

36" Diameter

42" Diameter

48" Diameter



Available in these Square Top Sizes:

32" x 32"

36" x 36"

42" x 42"

48" x 48"

### Edge Options:



Straight Edge



OG Edge



Quarter Round Edge

### Pender and Anson Leg Options:



Turned



Shaker



Passages

# NOTES

# RESIDENT ROOM CASEGOODS

# Fuzion Collection

The clean style of Fuzion brings practical beauty and versatility to any space.

## Feature/Benefits:

American crafted, assembled and hand-finished.

### 10-Year Warranty

Drawer faces and door frames manufactured from 3/4" solid hardwoods that are ideally suited for managed care, assisted living and skilled nursing environments.

Drawers are vinyl-wrapped, moisture-resistant back, sides and bottoms.

Vented back for air circulation and prevention of moisture and bacteria from entering the core.

Choose from 32 standard or 6 premium hardware options.

Tops are 3D Thermofoil which provides a range of performance as well as impact and heat resistance:

- Provides seamless table top and wraps around edge profiles to eliminate corners and leaves bacteria nowhere to hide.
- Vacuum-formed to contour the surface profile, eliminating the seam between a standard laminate and table edge.
- Withstand the rigors of everyday use and abuse, which makes it a lasting investment for managed care facilities.
- One-piece application versus separate panels, which is typical with most laminates. This process eliminates unsightly seams and edge banding that cause maintenance issues and reduce the lifetime of the surface.
- Offers durable protection against scratching, chipping, cracking, breaking or staining. Is impact and fire resistant and will stand up to an exceptionally broad range of concentrated chemical and cleaning agents.
- Offers protection against heat, moisture, cracks and stains.

All hardwood solids and veneers are sanded to 180 grit, NGR stained, final clear coat catalyzed varnish finish, which provides ultimate durability. Catalyzed varnish is a conversion varnish applied to provide the final protective film over the furniture. It is non-yellowing and protects the wood from attack in severe environments. The satin gloss appearance (20 sheen) provides a warm, rubbed look to the finish. It is baked at a temperature of 120 degrees to maximize durability.

Highly customizable with multiple size options, finish options, hardware options and more.

Upgrade drawer locks (see page 8)

Upgrade casters (see page 8)

## To order, please provide:

- Model Number
- Door Swing preference - Hinge Left/Right
- Specify hardware (by number)
- Specify finish name
- Specify options

# RESIDENT ROOM CASEGOODS



**HC495-200** FUZION BEDSIDE CABINET W/DRAWER & DOOR

**Materials:** Hardwood Solids & Veneers  
3D Thermofoil Top

**Dimensions:** 20W x 18D x 30H

**Weight:** 51 lb.

**Cu. Ft.:** 6.25

786



**HC495-210** FUZION THREE DRAWER BEDSIDE CABINET

**Materials:** Hardwood Solids & Veneers  
3D ThermoFoil Top

**Dimensions:** 20W x 18D x 30H

**Weight:** 63 lb.

**Cu. Ft.:** 6.25

873



## FUZION BED OPTIONS

**Materials:** 3D Thermofoil & LPL

**For use with metal bed frame. Includes leg kit. Bed frame NOT included.**

		Dimensions	Weight	Cu. Ft.	
HC495-301	Twin Headboard	42W x 1 1/2D x 50H	36	2.43	680
HC495-311	Full Headboard	57W x 1 1/2D x 50H	45	3.29	936
HC495-312	Queen Headboard	63W x 1 1/2D x 50H	54	3.64	1190

**For wall mounting. Includes mounting hardware.**

		Dimensions	Weight	Cu. Ft.	
HC495-320	Twin Headboard	42W x 1 1/4D x 30H	32	1.45	680
HC495-321	Full Headboard	57W x 1 1/4D x 30H	41	1.97	936
HC495-322	Queen Headboard	63W x 1 1/4D x 30H	50	2.18	1190

**For use with mechanical bed. Includes headboard and footboard only.**

		Dimensions	Weight	Cu. Ft.	
HC495-300	Twin Head/Footboard Set	H: 39W x 1 1/4D x 24H F: 36W x 1 1/4D x 16H	39	.87	778



**HC495-400** FUZION FOUR DRAWER CHEST

**Materials:** Hardwood Solids & Veneers  
3D Thermofoil Top

**Dimensions:** 28W x 18D x 39H

**Weight:** 99 lb.

**Cu. Ft.:** 11.37

1190

# RESIDENT ROOM CASEGOODS



HC495-500 FUZION SINGLE WARDROBE W/DRAWER

1696

**Materials:** Hardwood Solids & Veneers  
**Dimensions:** 28W x 26D x 74H  
**Weight:** 114 lb.  
**Cu. Ft.:** 31.18



HC495-520 FUZION DOUBLE WARDROBE

1873

**Materials:** Hardwood Solids & Veneers  
**Dimensions:** 36W x 26D x 74H  
**Weight:** 147 lb.  
**Cu. Ft.:** 45.65



# Lux Collection

Value, style and versatility come together flawlessly to create this collection

## Feature/Benefits:

American crafted, assembled and hand-finished.

### 10-Year Warranty

Drawer faces and door frames manufactured from 3/4" solid hardwoods that are ideally suited for managed care, assisted living and skilled nursing environments.

Drawers are vinyl-wrapped, moisture-resistant back, sides and bottoms.

Vented back for air circulation and prevention of moisture and bacteria from entering the core.

Choose from 32 standard or 6 premium hardware options.

Tops are 3D Thermofoil which provides a range of performance as well as impact and heat resistance:

- Provides seamless table top and wraps around edge profiles to eliminate corners and leaves bacteria nowhere to hide.
- Vacuum-formed to contour the surface profile, eliminating the seam between a standard laminate and table edge.
- Withstand the rigors of everyday use and abuse, which makes it a lasting investment for managed care facilities.
- One-piece application versus separate panels, which is typical with most laminates. This process eliminates unsightly seams and edge banding that cause maintenance issues and reduce the lifetime of the surface.
- Offers durable protection against scratching, chipping, cracking, breaking or staining. Is impact and fire resistant and will stand up to an exceptionally broad range of concentrated chemical and cleaning agents.
- Offers protection against heat, moisture, cracks and stains.

All hardwood solids and veneers are sanded to 180 grit, NGR stained, final clear coat catalyzed varnish finish, which provides ultimate durability. Catalyzed varnish is a conversion varnish applied to provide the final protective film over the furniture. It is non-yellowing and protects the wood from attack in severe environments. The satin gloss appearance (20 sheen) provides a warm, rubbed look to the finish. It is baked at a temperature of 120 degrees to maximize durability.

Highly customizable with multiple size options, finish options, hardware options and more.

Upgrade drawer locks (see page 8)

Upgrade casters (see page 8)

## To order, please provide:

- Model Number
- Door Swing preference - Hinge Left/Right
- Specify hardware (by number)
- Specify finish name
- Specify options

# RESIDENT ROOM CASEGOODS



## HC470-200 LUX BEDSIDE CABINET W/DOOR & DRAWER

786

**Materials:** Hardwood Solids & Veneers  
3D Thermofoil Top  
**Dimensions:** 20W x 18D x 30H  
**Weight:** 51 lbs.  
**Cu. Ft.:** 6.25



## HC470-210 LUX THREE DRAWER BEDSIDE CABINET

873

**Materials:** Hardwood Solids & Veneers  
3D Thermofoil Top  
**Dimensions:** 20W x 18D x 30H  
**Weight:** 63 lb.  
**Cu. Ft.:** 6.25



## LUX BED OPTIONS

**Materials:** 3D Thermofoil & LPL

**For use with metal bed frame. Includes leg kit. Bed frame NOT included.**

		Dimensions	Weight	Cu. Ft.	
HC470-301	Twin Headboard	42W x 1 1/2D x 50H	36	2.43	680
HC470-311	Full Headboard	57W x 1 1/2D x 50H	45	3.29	936
HC470-312	Queen Headboard	63W x 1 1/2D x 50H	54	3.64	1190

**For wall mounting. Includes mounting hardware.**

		Dimensions	Weight	Cu. Ft.	
HC470-320	Twin Headboard	42W x 1 1/4D x 30H	32	1.45	680
HC470-321	Full Headboard	57W x 1 1/4D x 30H	41	1.97	936
HC470-322	Queen Headboard	63W x 1 1/4D x 30H	50	2.18	1190

**For use with mechanical bed. Includes headboard and footboard only.**

		Dimensions	Weight	Cu. Ft.	
HC470-300	Twin Head/Footboard Set	H: 39W x 1 1/4D x 24H F: 36W x 1 1/4D x 16H	39	.87	778



## HC470-400 LUX FOUR DRAWER CHEST

1190

**Materials:** Hardwood Solids & Veneers  
3D Thermofoil Top  
**Dimensions:** 28W x 18D x 39H  
**Weight:** 99 lb.  
**Cu. Ft.:** 11.37

# RESIDENT ROOM CASEGOODS



HC470-500 LUX SINGLE WARDROBE W/DRAWER

**Materials:** Hardwood Solids & Veneers  
**Dimensions:** 28W x 26D x 74H  
**Weight:** 114 lb.  
**Cu. Ft.:** 31.18

1696



HC470-510 LUX DOUBLE WARDROBE

**Materials:** Hardwood Solids & Veneers  
**Dimensions:** 36W x 26D x 74H  
**Weight:** 147 lb.  
**Cu. Ft.:** 45.65

1873



HC470-520 LUX DOUBLE WARDROBE W/DRAWER

**Materials:** Hardwood Solids & Veneers  
**Dimensions:** 36W x 26D x 74H  
**Weight:** 164 lb.  
**Cu. Ft.:** 45.65

2046

# Archon Collection

Classic elegance, coupled with contemporary flair.

## Feature/Benefits:

American crafted, assembled and hand-finished.

10-Year Warranty

Drawer faces and door frames manufactured from 3/4" solid hardwoods that are ideally suited for managed care, assisted living and skilled nursing environments.

Drawers are kiln-dried laminated plywood with English dovetail construction.

Vented back for air circulation and prevention of moisture and bacteria from entering the core.

Choose from 32 standard or 6 premium hardware options.

Tops are 3D Thermofoil which provides a range of performance as well as impact and heat resistance:

- Provides seamless table top and wraps around edge profiles to eliminate corners and leaves bacteria nowhere to hide.
- Vacuum-formed to contour the surface profile, eliminating the seam between a standard laminate and table edge.
- Withstand the rigors of everyday use and abuse, which makes it a lasting investment for managed care facilities.
- One-piece application versus separate panels, which is typical with most laminates. This process eliminates unsightly seams and edge banding that cause maintenance issues and reduce the lifetime of the surface.
- Offers durable protection against scratching, chipping, cracking, breaking or staining. Is impact and fire resistant and will stand up to an exceptionally broad range of concentrated chemical and cleaning agents.
- Offers protection against heat, moisture, cracks and stains.

All hardwood solids and veneers are sanded to 180 grit, NGR stained, final clear coat catalyzed varnish finish, which provides ultimate durability. Catalyzed varnish is a conversion varnish applied to provide the final protective film over the furniture. It is non-yellowing and protects the wood from attack in severe environments. The satin gloss appearance (20 sheen) provides a warm, rubbed look to the finish. It is baked at a temperature of 120 degrees to maximize durability.

Highly customizable with multiple size options, finish options, hardware options and more.

Upgrade drawer locks (see page 8)

Upgrade casters (see page 8)

## To order, please provide:

- Model Number
- Door Swing preference - Hinge Left/Right
- Specify hardware (by number)
- Specify finish name
- Specify options

# RESIDENT ROOM CASEGOODS



HC875-200 ARCHON BEDSIDE CABINET W/DOOR & DRAWER

959

**Materials:** Solid Hardwoods  
3D Thermofoil Top  
**Dimensions:** 22W x 20D x 30H  
**Weight:** 53 lb.  
**Cu. Ft.:** 7.64



HC875-210 ARCHON THREE DRAWER BEDSIDE CABINET

1079

**Materials:** Solid Hardwoods  
3D Thermofoil Top  
**Dimensions:** 22W x 20D x 30H  
**Weight:** 65 lb.  
**Cu. Ft.:** 7.64



HC875-220 ARCHON OPEN BEDSIDE CABINET

753

**Materials:** Solid Hardwoods  
3D Thermofoil Top  
**Dimensions:** 22W x 20D x 25H  
**Weight:** 41 lb.  
**C.u. Ft.:** 7.64



## ARCHON BED OPTIONS

**Materials:** Solid Hardwoods

**For use with metal bed frame. Bed frame NOT included.**

		Dimensions	Weight	Cu. Ft.	
HC875-301	Twin Headboard	41 3/4W x 2 1/4D x 54 1/4H	36	4.01	1795
HC875-311	Full Headboard	56 3/4W x 2 1/4D x 54 1/4H	41	5.44	1995
HC875-312	Queen Headboard	62 3/4W x 2 1/4D x 54 1/4H	46	6.01	2295

**Complete freestanding bed. Includes headboard, footboard, rails and deck slats.**

		Dimensions	Weight	Cu. Ft.	
HC875-300	Twin Bed	41 3/4W x 79 1/2L x 54 1/4H	108	10.44	3395
HC875-310	Full Bed	56 3/4W x 79 1/2L x 54 1/4H	123	15.82	3895
HC875-315	Queen Bed	62 3/4W x 84 1/2L x 54 1/4H	138	17.48	4495






HC875-400 ARCHON FOUR DRAWER CHEST

1474

**Materials:** Solid Hardwoods  
3D Thermofoil Top  
**Dimensions:** 30W x 20D x 39H  
**Weight:** 95 lb.  
**C.u. Ft.:** 13.54

# RESIDENT ROOM CASEGOODS

	<p>HC875-500    ARCHON SINGLE WARDROBE W/DRAWER</p> <p><b>Materials:</b>      Solid Hardwoods  <b>Dimensions:</b>    28W x 29D x 74H  <b>Weight:</b>          135 lb.  <b>C.u. Ft.:</b>          34.77</p>	1906
	<p>HC875-510    ARCHON DOUBLE WARDROBE</p> <p><b>Materials:</b>      Hardwood Solids  <b>Dimensions:</b>    36W x 29D x 74H  <b>Weight:</b>          175 lb.  <b>C.u. Ft.:</b>          50.92</p>	2083
	<p>HC875-770    ARCHON BEDSIDE CABINET/DESK COMBINATION</p> <p><b>Materials:</b>      Hardwood Solids                               3D Thermofoil Top  <b>Dimensions:</b>    48W x 20D x 30H  <b>Weight:</b>          135 lb.  <b>C.u. Ft.:</b>          18.05</p> <p>Chair opening: 28 3/16W x 25 3/4H</p>	2306

# ACCENT PIECES







# ACCENT PIECES

	366-50-106	WAVERLY HALL CONSOLE	1097
	<b>Materials:</b>	Hardwood Solids with Cherry Veneers; Physically Distressed	
	<b>Dimensions:</b>	32W x 15D x 33H	
	<b>Weight:</b>	98 lb.	
	500-50-551	PETERSON HALL CHEST	1129
	<b>Materials:</b>	Hardwood Solids & Veneers; Etched Copper; Hand Tarnished	
	<b>Dimensions:</b>	35 1/4W x 12D x 34 1/2H	
	<b>Weight:</b>	83 lb.	
	500-50-574	FROST HALL CHEST	968
	<b>Materials:</b>	Hardwood Solids and Cherry Veneers	
	<b>Dimensions:</b>	36 1/2W x 12 1/4D x 35 1/2H	
	<b>Weight:</b>	90 lb.	
	500-50-643	TUSCANY HALL CHEST	1032
	<b>Materials:</b>	Hardwood and Cherry Solids; Handpainted	
	<b>Dimensions:</b>	35W x 12D x 34 1/4H	
	<b>Weight:</b>	101 lb.	
	500-50-702	RITZ ACCENT TABLE	417
	<b>Materials:</b>	Hardwood Solids with Maple, Cherry & Chestnut Burl Veneers	
	<b>Dimensions:</b>	14 1/2 Dia x 26H	
	<b>Weight:</b>	22 lb.	
	500-50-819	SPRINGFIELD ONE DOOR ACCENT CHEST	741
	<b>Materials:</b>	Hardwood Solids with Ash Burl Veneers	
	<b>Dimensions:</b>	22 1/4W x 18 1/4D x 28H	
	<b>Weight:</b>	70 lb.	

Visit [hcontractfurniture.com](http://hcontractfurniture.com) for additional options



# ACCENT PIECES

	500-50-820	MANOR CHAIRSIDE CHEST	709
	<b>Materials:</b>	Hardwood Solids with Walnut Veneers	
	<b>Dimensions:</b>	16W x 18 1/2D x 28H	
	<b>Weight:</b>	54 lb.	
	500-50-828	KINGS ROAD PEDESTAL ACCENT TABLE	619
	<b>Materials:</b>	Hardwood Solids with Walnut Veneers	
	<b>Dimensions:</b>	24 Dia. x 26H	
	<b>Weight:</b>	40 lb.	
	500-50-829	CHARLES ACCENT TABLE	580
	<b>Materials:</b>	Hardwood Solids & Cherry Veneers	
	<b>Dimensions:</b>	24Dia x 26H	
	<b>Weight:</b>	34 lb.	
	3005-85004	SANCTUARY THREE DRAWER THIN CONSOLE	1000
	<b>Materials:</b>	Hardwood Solids with Ash Veneers and Resin	
	<b>Dimensions:</b>	60W x 12D x 36H	
	<b>Weight:</b>	42 lb.	
	3022-85001	SANCTUARY THIN CONSOLE	1615
	<b>Materials:</b>	Poplar Solids with Primavera and Maple Veneers, Resin	
	<b>Dimensions:</b>	60W x 12 3/4D x 36H	
	<b>Weight:</b>	121 lb.	
	5029-85002	GRANDOVER CHEST	1776
	<b>Materials:</b>	Hardwood Solids, Burl, Walnut, Cherry, Maple & Northeast Birch Veneers	
	<b>Dimensions:</b>	42 1/2W x 20 1/4D x 34H	
	<b>Weight:</b>	132 lb.	

Visit [hcontractfurniture.com](http://hcontractfurniture.com) for additional options

# ACCENT PIECES

	<p>5047-85122 MILLS LANE TWO DRAWER CHEST</p> <p><b>Materials:</b> Hardwood Solids with Cherry Veneer  <b>Dimensions:</b> 36W x 17D x 34H  <b>Weight:</b> 112 lb.</p>	1291
	<p>5048-85122 BARRINGTON CONSOLE</p> <p><b>Materials:</b> Hardwood Solids &amp; Cherry Veneers  <b>Dimensions:</b> 62W x 14D x 34 1/4H  <b>Weight:</b> 44 lb.</p>	1291
	<p>5072-85002 ARABELLE CONSOLE</p> <p><b>Materials:</b> Hardwood Solids, Pecan Veneers  <b>Dimensions:</b> 64W x 13D x 35H  <b>Weight:</b> 75 lb.</p>	968
	<p>5074-85001 MARCHE CHEST</p> <p><b>Materials:</b> Hardwood Solids, Pecan Veneers  <b>Dimensions:</b> 38W x 18D x 34 1/4H  <b>Weight:</b> 132 lb.</p>	1452
	<p>5077-85001 MICHLOUD CHEST</p> <p><b>Materials:</b> Hardwood Solids, Handpaint  <b>Dimensions:</b> 37W x 20D x 33H  <b>Weight:</b> 108 lb.</p>	1291
	<p>5165-85001 DAVALLE SCROLL CONSOLE</p> <p><b>Materials:</b> Poplar Solids with Hickory Veneers and Resin  <b>Dimensions:</b> 72W x 18D x 38 1/4H  <b>Weight:</b> 156 lb.</p>	1615







Visit [hcontractfurniture.com](http://hcontractfurniture.com) for additional options

# ACCENT PIECES

	<p>5177-85001    EASTRIDGE SHAPED FOUR DOOR CREDENZA</p> <p><b>Materials:</b> Hardwood Solids with Cherry Veneers  <b>Dimensions:</b> 64W x 20D x 36 1/4H  <b>Weight:</b> 249 lb.</p>	2584
	<p>5183-85001    PALISADE FOUR DOOR CHEST</p> <p><b>Materials:</b> Hardwood Solids with Maple and Walnut Veneers  <b>Dimensions:</b> 68W x 18D x 35H  <b>Weight:</b> 196 lb.</p>	2261
	<p>593-50-003    ALISTAIR CHEST</p> <p><b>Materials:</b> Hardwood Solids, Cherry &amp; Walnut Veneers  <b>Dimensions:</b> 34W x 12D x 33 1/4H  <b>Weight:</b> 90 lb.</p>	968
	<p>638-50066    GIANNA CHEST</p> <p><b>Materials:</b> Hardwood Solids &amp; Veneers  <b>Dimensions:</b> 31 3/8W x 15 1/2D x 32H  <b>Weight:</b> 93 lb.</p>	1291
	<p>638-50069    CHARISMA CHEST</p> <p><b>Materials:</b> Poplar &amp; Hardwood Solids, Aluminum Sheet  <b>Dimensions:</b> 31W x 18D x 33 1/4H  <b>Weight:</b> 90 lb.</p>	1615
	<p>638-50074    ASHTON CHEST</p> <p><b>Materials:</b> Hardwood Solids, Bamboo Veneers  <b>Dimensions:</b> 34W x 18D x 34H  <b>Weight:</b> 123 lb.</p>	1452

Visit [hcontractfurniture.com](http://hcontractfurniture.com) for additional options

# ACCENT PIECES

	<p>638-85001    RAFFERTY CONSOLE</p> <p><b>Materials:</b> Hardwood Solids &amp; Pine Veneers  <b>Dimensions:</b> 59W x 19D x 32 1/4H  <b>Weight:</b> 116 lb.</p>	1356
	<p>638-85004    FILIGREE HALL CHEST</p> <p><b>Materials:</b> Hardwood Solids &amp; Veneers  <b>Dimensions:</b> 37W x 13D x 34 3/4H  <b>Weight:</b> 110 lb.</p>	1032
	<p>638-85006    L'INSPIRATION SCRIPT CHEST</p> <p><b>Materials:</b> Hardwood Solids &amp; Veneers  <b>Dimensions:</b> 40 3/4W x 18D x 34H  <b>Weight:</b> 124 lb.</p>	1356
	<p>638-85011    CLASSIQUE SCROLL CHEST</p> <p><b>Materials:</b> Hardwood Solids &amp; Veneers  <b>Dimensions:</b> 48W x 20D x 34 1/4H  <b>Weight:</b> 161 lb.</p>	1356
	<p>638-85014    COLLETTE DRAWER CHEST</p> <p><b>Materials:</b> Hardwood Solids and Veneers  <b>Dimensions:</b> 36W x 20D x 34H  <b>Weight:</b> 119 lb.</p>	1392
	<p>638-85016    LIVIA CHEST</p> <p><b>Materials:</b> Hardwood Solids  <b>Dimensions:</b> 44W x 18 1/4D x 34H  <b>Weight:</b> 143 lb.</p>	1711

Visit [hcontractfurniture.com](http://hcontractfurniture.com) for additional options

# ACCENT PIECES



638-85017      RAISED LATTICE FRONT CHEST

**Materials:** Hardwood Solids  
**Dimensions:** 40W x 20D x 35H  
**Weight:** 114 lb.

1193



638-85023      CADENCE CHEST

**Materials:** Hardwood Solids, Aluminum  
**Dimensions:** 38 1/4W x 20D x 36H  
**Weight:** 93 lb.

1711



638-85027      DAMASQUE DEMI CONSOLE

**Materials:** Hardwood Solids, Northeast Birch Veneers, & Interior Wallpaper  
**Dimensions:** 40W x 19D x 36H  
**Weight:** 79 lb.

968



638-85040      CURLACUE CHEST

**Materials:** Hardwood Solids & Raffia  
**Dimensions:** 44W x 18D x 36H  
**Weight:** 139 lb.

1938



638-85044      SAVION CHEST

**Materials:** Hardwood Solids & Veneers  
**Dimensions:** 42W x 18D x 36 1/4H  
**Weight:** 114 lb.

1615









638-85045      CALIENTE CHEST

**Materials:** Hardwood Solids & Veneers  
**Dimensions:** 38W x 19 1/8D x 34 1/4H  
**Weight:** 132 lb.

1615

Visit [hcontractfurniture.com](http://hcontractfurniture.com) for additional options

# ACCENT PIECES

	<p>638-85056    BROCKTON CHEST</p> <p><b>Materials:</b> Poplar &amp; Hardwood Solids  <b>Dimensions:</b> 64W x 18D x 36H  <b>Weight:</b> 214 lb.</p>	2423
	<p>638-85066    PAXTON CHEST</p> <p><b>Materials:</b> Poplar &amp; Hardwood Solids  <b>Dimensions:</b> 42W x 20D x 39 1/4H  <b>Weight:</b> 174 lb.</p>	1615
	<p>638-85072    HIGH DRAMA CHEST</p> <p><b>Materials:</b> Poplar Solids with Birch Veneers  <b>Dimensions:</b> 48 1/2W x 19 1/2D x 35 1/4H  <b>Weight:</b> 178 lb.</p>	2099
	<p>638-85079    PIPPA BOMBE CHEST</p> <p><b>Materials:</b> Poplar Solids with Resin  <b>Dimensions:</b> 35 1/4W x 18D x 34 1/4H  <b>Weight:</b> 131 lb.</p>	1452
	<p>638-85091    RAVENNA CONSOLE</p> <p><b>Materials:</b> Hardwood Solids and Cherry Veneers with Metal and Resin  <b>Dimensions:</b> 64 1/4W x 14 1/2D x 34 1/2H  <b>Weight:</b> 114 lb.</p>	1776
	<p>638-85096    MEDALLION CONSOLE</p> <p><b>Materials:</b> Hardwood Solids with Walnut Veneers  <b>Dimensions:</b> 44W x 18D x 34H  <b>Weight:</b> 117 lb.</p>	1615

Visit [hcontractfurniture.com](http://hcontractfurniture.com) for additional options

## ACCENT PIECES



**864-50-107**    **WINDSOR CHEST**

**Materials:** Hardwood Solids with Cherry Veneers  
**Dimensions:** 35W x 12D x 34H  
**Weight:** 94 lb.

968



**864-50-109**    **PRESTON RIDGE HALL CHEST**

**Materials:** Hardwood Solids with Cherry, White Oak and White Ash Burl Veneers  
**Dimensions:** 13W x 17D x 24 1/4H  
**Weight:** 48 lb.

580



**963-85-122**    **DUNCAN CONSOLE**

**Materials:** Hardwood Solids with Cherry and Chestnut Burl Veneers  
**Dimensions:** 72W x 12D x 34H  
**Weight:** 108 lb.

1388



**989-50-104**    **WESTCOTT ROUND ACCENT TABLE**

**Materials:** Hardwood Solids with Rosewood, Walnut and Maple Veneers; Handpainted  
**Dimensions:** 20 Dia. x 26 3/4H  
**Weight:** 42 lb.

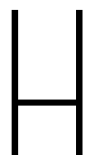
546

Visit [hcontractfurniture.com](http://hcontractfurniture.com) for additional options

# NOTES



# OCCASIONAL TABLES




CONTRACT  
A Hooker Furniture Company

# OCCASIONAL TABLES

	<p>281-80-110    BROOKHAVEN RECTANGLE COCKTAIL TABLE</p> <p><b>Materials:</b> Hardwood Solids with Cherry Veneers and Glass  <b>Dimensions:</b> 54W x 32D x 19H  <b>Weight:</b> 107 lb.  <b>Cu. Ft.:</b> 7.7</p>	1053
	<p>281-80-111    BROOKHAVEN ROUND COCKTAIL TABLE</p> <p><b>Materials:</b> Hardwood Solids with Cherry Veneers and Glass  <b>Dimensions:</b> 42 1/4 Dia x 19 3/4H  <b>Weight:</b> 90 lb.  <b>Cu. Ft.:</b> 8.39</p>	1053
	<p>281-80-113    BROOKHAVEN END TABLE</p> <p><b>Materials:</b> Hardwood Solids with Cherry Veneers  <b>Dimensions:</b> 28 1/2W x 24 1/2D x 24 1/2H  <b>Weight:</b> 51 lb.  <b>Cu. Ft.:</b> 5.37</p>	567
	<p>281-80-116    BROOKHAVEN ROUND LAMP TABLE</p> <p><b>Materials:</b> Hardwood Solids with Cherry Veneers  <b>Dimensions:</b> 28 Dia x 24 1/2H  <b>Weight:</b> 55 lb.  <b>Cu. Ft.:</b> 6.03</p>	567
	<p>281-80-151    BROOKHAVEN CONSOLE TABLE</p> <p><b>Materials:</b> Hardwood Solids with Cherry Veneers  <b>Dimensions:</b> 52W x 18D x 30 1/2H  <b>Weight:</b> 68 lb.  <b>Cu. Ft.:</b> 7.52</p>	805
	<p>HC637-80110    ABBOTT PLACE RECTANGLE COFFEE TABLE</p> <p><b>Materials:</b> Hardwood Solids with Cherry Veneers  <b>Dimensions:</b> 50W x 32D x 20H  <b>Weight:</b> 77  <b>Cu. Ft.:</b> 7.39</p>	745



Visit [hcontractfurniture.com](http://hcontractfurniture.com) for additional options

# OCCASIONAL TABLES

	<p>HC637-80113 ABBOTT PLACE END TABLE</p> <p><b>Materials:</b> Hardwood Solids with Cherry Veneers  <b>Dimensions:</b> 24W x 28D x 26H  <b>Weight:</b> 88  <b>Cu. Ft.:</b> 13.61</p>	495
	<p>HC637-80151 ABBOTT PLACE CONSOLE TABLE</p> <p><b>Materials:</b> Hardwood Solids with Cherry Veneers  <b>Dimensions:</b> 50W x 18D x 32H  <b>Weight:</b> 104  <b>Cu. Ft.:</b> 10.97</p>	695
	<p>HC1030-81110 LUDLOW RECTANGLE COFFEE TABLE</p> <p><b>Materials:</b> Hardwood Solids with Walnut Veneers  <b>Dimensions:</b> 48W x 28D x 19H  <b>Weight:</b> 92  <b>Cu. Ft.:</b> 8.69</p>	795
	<p>HC1030-81113 LUDLOW END TABLE</p> <p><b>Materials:</b> Hardwood Solids with Walnut Veneers  <b>Dimensions:</b> 24W x 28D x 24H  <b>Weight:</b> 57  <b>Cu. Ft.:</b> 6.81</p>	495
	<p>HC1030-81151 LUDLOW CONSOLE TABLE</p> <p><b>Materials:</b> Hardwood Solids with Walnut Veneers  <b>Dimensions:</b> 52W x 19D x 30H  <b>Weight:</b> 99  <b>Cu. Ft.:</b> 9.69</p>	695
	<p>1037-81110 WENDOVER RECTANGLE COCKTAIL TABLE</p> <p><b>Materials:</b> Poplar solids with cherry veneers  <b>Dimensions:</b> 48W 28D 20H  <b>Weight:</b> 116 lb.  <b>Cu. Ft.:</b> 11.93</p>	642





Visit [hcontractfurniture.com](http://hcontractfurniture.com) for additional options

# OCCASIONAL TABLES

	1037-81113	WENDOVER END TABLE	455
	<b>Materials:</b>	Poplar solids with cherry veneers	
	<b>Dimensions:</b>	24W 28D 25H	
	<b>Weight:</b>	75 lb.	
	<b>Cu. Ft.:</b>	6.86	
	1037-81114	WENDOVER CHAIRSIDE TABLE	486
	<b>Materials:</b>	Poplar solids with cherry veneers	
	<b>Dimensions:</b>	16W 24D 25H	
	<b>Weight:</b>	74 lb.	
	<b>Cu. Ft.:</b>	9.11	
	1037-81151	WENDOVER CONSOLE TABLE	563
	<b>Materials:</b>	Poplar solids with cherry veneers	
	<b>Dimensions:</b>	52W 18D 30H	
	<b>Weight:</b>	103 lb.	
	<b>Cu. Ft.:</b>	9.6	
	5029-50001	GRANDOVER RECTANGLE COCKTAIL TABLE	1776
	<b>Materials:</b>	Poplar Solids with Cherry, Walnut, and Maple Veneers, Golden Madrone Burl, and Resin	
	<b>Dimensions:</b>	56W x 40D x 20 3/8H	
	<b>Weight:</b>	141 lb.	
	<b>Cu. Ft.:</b>	16.24	
	5029-50002	GRANDOVER ROUND ACCENT TABLE	1000
	<b>Materials:</b>	Poplar Solids with Cherry, Walnut, and Maple Veneers, Golden Madrone Burl, and Resin	
	<b>Dimensions:</b>	28 Dia x 28 1/4H	
	<b>Weight:</b>	53 lb.	
	<b>Cu. Ft.:</b>	13.93	
	5029-50004	GRANDOVER CHAIRSIDE CHEST	580
	<b>Materials:</b>	Poplar Solids with Cherry, Walnut, and Maple Veneers, Golden Madrone Burl, and Resin	
	<b>Dimensions:</b>	16 3/4W x 18 3/4D x 25 1/4H	
	<b>Weight:</b>	71 lb.	
	<b>Cu. Ft.:</b>	7.32	

Visit [hcontractfurniture.com](http://hcontractfurniture.com) for additional options

## OCCASIONAL TABLES

	5066-80110	KINSEY RECTANGLE COCKTAIL TABLE	903
	<b>Materials:</b>	Hardwood Solids and Walnut Veneers	
	<b>Dimensions:</b>	54W x 32D x 20H	
	<b>Weight:</b>	66 lb.	
	<b>Cu. Ft.:</b>	8.94	
	5066-80116	KINSEY ROUND END TABLE	580
	<b>Materials:</b>	Hardwood Solids and Walnut Veneers	
	<b>Dimensions:</b>	26 Dia x 25H	
	<b>Weight:</b>	49 lb.	
	<b>Cu. Ft.:</b>	5.21	
	5066-80161	KINSEY CONSOLE TABLE	968
	<b>Materials:</b>	Hardwood Solids and Walnut Veneers	
	<b>Dimensions:</b>	50W x 17D x 29H	
	<b>Weight:</b>	100 lb.	
	<b>Cu. Ft.:</b>	8.91	
	5066-55402	KINSEY ENTERTAINMENT CONSOLE - 60"	1615
	<b>Materials:</b>	Hardwood Solids and Quartered Walnut Veneers	
	<b>Dimensions:</b>	60W x 20D x 30H	
	<b>Weight:</b>	203 lb.	
	<b>Cu. Ft.:</b>	26.05	

Visit [hcontractfurniture.com](http://hcontractfurniture.com) for additional options

# OCCASIONAL TABLES



Shelf Opening: 32 7/8W 8 3/16H  
Shelf Height: 7 5/8

HC9600-80-110	CANVAS COFFEE TABLE (Veneer top)	1100
HC9600-80-110-T	CANVAS COFFEE TABLE (3D Thermofoil top)	1175
<b>Materials:</b>	Hardwood solids with maple veneers	
<b>Dimensions:</b>	36W 36D 18H	
<b>Weight:</b>	66 lb.	
<b>Cu. Ft.:</b>	19.61	



Shelf Opening: 12 3/4W 4 1/2H  
Shelf Height: 16 1/2

HC9600-80-113	CANVAS END TABLE (Veneer top)	719
HC9600-80-113-T	CANVAS END TABLE (3D Thermofoil top)	769
<b>Materials:</b>	Hardwood solids with maple veneers	
<b>Dimensions:</b>	18W 18D 23 3/4H	
<b>Weight:</b>	22 lb.	
<b>Cu. Ft.:</b>	7.04	

Standard construction for Canvas tables is solid hardwood bases with veneer tops. Bases and veneer tops can be finished in any of the standard H Contract seating finishes as listed on Page 6.

Solid hardwood bases with 3D Thermofoil tops are also available. 3D Thermofoil tops are only available to coordinate with select H Contract seating finishes: *Bordeaux, Cherry, Classic, Espresso, Java, Old World, Plantation and Villa Brown.*

## INDEX

### Lounge Seating

HC9500-005 Chloe ... 16  
HC9502-005 Alexander ... 16  
HC9504-005 Mitchell ... 16  
HC9506-005 Surry ... 16  
HC9508-005 Tamalin ... 17  
HC9516-005 Aubree ... 17  
HC9518-005 Gates ... 17  
HC9520-005 Jaxon ... 17  
HC9522-005 Maxwell ... 18  
HC9524-005 Hyde ... 18  
HC9528-005 Montgomery ... 18  
HC9530-005 Baiden ... 18  
HC9532-005 Arden ... 19  
HC9536-005 Claudia ... 19  
HC9540-005 Ellie ... 19  
HC9542-005 Avery ... 19  
HC9544-005 Harper ... 20  
HC9546-005 Wilson ... 20  
HC9548-005 Madison ... 20  
HC9550-005 Ryan ... 20  
HC9552-005 London ... 21  
HC9554-005 Dylan ... 21  
HC9556-005 Rachael ... 21

HC9558-005 Victoria ... 21  
HC9560-005 Olivia ... 22  
HC9562-005 Forsyth ... 22  
HC9564-005 Zoe ... 22  
HC9566-005 Curry ... 22  
HC9568-001 Lucy Sofa ... 23  
HC9568-003 Lucy Settee ... 23  
HC9568-005 Lucy Chair ... 23  
HC9572-002 Wyatt Sofa ... 23  
HC9572-003 Wyatt Settee ... 24  
HC9572-005 Wyatt Chair ... 24  
HC9574-002 Mollie Sofa ... 24  
HC9574-003 Mollie Settee ... 24  
HC9576-001 Raines Sofa ... 25  
HC9576-003 Raines Settee ... 25  
HC9576-005 Raines Chair ... 25  
HC9578-002 Caroline ... 25  
HC9580-001 Burke Sofa ... 26  
HC9580-003 Burke Settee ... 26  
HC9580-005 Burke Chair ... 26  
HC9600-011 Canvas Sofa ... 26  
HC9600-003 Canvas Settee ... 27  
HC9600-005 Canvas Chair ... 27  
HC9608-002 Layne Sofa ... 27

HC9608-003 Layne Settee ... 27  
HC9608-005 Layne Chair ... 28  
HC9609-002 Layne Sofa ... 28  
HC9609-003 Layne Settee ... 28  
HC9609-005 Layne Chair ... 28

### Recliners

HC9582-R Hathaway ... 29  
HC9584-R Claire ... 29  
HC9586-R Ella ... 29  
HC9588-R Martin ... 29  
HC9608-R Layne ... 30  
HC9609-R Layne ... 30  
HC9614-R Nora ... 30

### Benches

HC9600-050 Canvas ... 31  
HC9600-051 Canvas ... 31  
HC9600-052 Canvas ... 31  
HC9600-053 Canvas ... 31  
HC9602-006 Lucy ... 32  
HC9604-006 Katherine ... 32  
HC9605-006 Katherine ... 32

HC9597 Bailey ... 33  
 HC9598 Bailey ... 33  
 HC9599 Bailey ... 33  
 HC9606-006 Bailey ... 33  
 HC9610-006 Lilly ... 34  
 HC9612-006 Porter ... 32

## Pillows

HCKP-BF-W-19x9 ... 35  
 HCP-BF-W-16 ... 35  
 HCP-BF-W-18 ... 35  
 HCP-BF-W-20 ... 35

## Dining Chairs

HC9510-005 Camden ... 38  
 HC9512-005 Gaston ... 38  
 HC9590-005 Eden ... 38  
 HC9592-005 Madison ... 38  
 HC9594-005 Dare ... 39  
 HC9596-005 Stokes ... 39

## Dining Tables

HC585-600-32 Bladen 32" Table ... 40  
 HC585-600-36 Bladen 36" Table ... 40  
 HC585-600-42 Bladen 42" Table ... 40  
 HC585-600-48 Bladen 48" Table ... 40  
 HC585-620-32 Pender 32" Table ... 40  
 HC585-620-36 Pender 36" Table ... 40  
 HC585-620-42 Pender 42" Table ... 40  
 HC585-620-48 Pender 48" Table ... 40  
 HC585-660-32 Anson 32" Table ... 40  
 HC585-660-36 Anson 36" Table ... 40  
 HC585-660-42 Anson 42" Table ... 40  
 HC585-660-48 Anson 48" Table ... 40

## Resident Room Casegoods

HC470-200 Lux Bedside Cabinet ... 48  
 HC470-210 Lux Bedside Cabinet ... 48  
 HC470-300 Lux Twin Head/Footboard ... 48  
 HC470-301 Lux Twin Headboard ... 48  
 HC470-311 Lux Full Headboard ... 48  
 HC470-312 Lux Queen Headboard ... 48  
 HC470-320 Lux Twin Headboard ... 48  
 HC470-321 Lux Full Headboard ... 48  
 HC470-322 Lux Queen Headboard ... 48  
 HC470-400 Lux Drawer Chest ... 48  
 HC470-500 Lux Single Wardrobe ... 49  
 HC470-510 Lux Double Wardrobe ... 49  
 HC470-520 Lux Double Wardrobe ... 49  
 HC495-200 Fuzion Bedside Cabinet ... 45  
 HC495-210 Fuzion Bedside Cabinet ... 45  
 HC495-300 Fuzion Twin Head/Footboard ... 45  
 HC495-301 Fuzion Twin Headboard ... 45  
 HC495-311 Fuzion Full Headboard ... 45  
 HC495-312 Fuzion Queen Headboard ... 45  
 HC495-320 Fuzion Twin Headboard ... 45  
 HC495-321 Fuzion Full Headboard ... 45  
 HC495-322 Fuzion Queen Headboard ... 45  
 HC495-400 Fuzion Drawer Chest ... 45  
 HC495-500 Fuzion Single Wardrobe ... 46

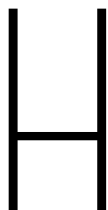
HC495-520 Fuzion Double Wardrobe ... 46  
 HC875-200 Archon Bedside Cabinet ... 51  
 HC875-210 Archon Bedside Cabinet ... 51  
 HC875-220 Archon Open Bedside Cabinet ... 51  
 HC875-300 Archon Twin Bed Complete ... 51  
 HC875-301 Archon Twin Headboard ... 51  
 HC875-315 Archon Queen Full Bed Complete ... 51  
 HC875-310 Archon Full Bed Complete ... 51  
 HC875-311 Archon Full Headboard ... 51  
 HC875-312 Archon Queen Headboard ... 51  
 HC875-400 Archon Chest ... 51  
 HC875-500 Archon Single Wardrobe ... 52  
 HC875-510 Archon Double Wardrobe ... 52  
 HC875-770 Archon Cabinet/Desk ... 52

## Accent Pieces

366-50-106 Waverly Hall Console ... 54  
 500-50-551 Peterson Hall Chest ... 54  
 500-50-574 Frost Hall Chest ... 54  
 500-50-643 Tuscany Hall Chest ... 54  
 500-50-702 Ritz Accent Table ... 54  
 500-50-819 Springfield Accent Chest ... 54  
 500-50-820 Manor Chairside Chest ... 55  
 500-50-828 Kings Road Pedestal Table ... 55  
 500-50-829 Charles Accent Table ... 55  
 3005-85004 Sanctuary Thin Console ... 55  
 3022-85001 Sanctuary Thin Console ... 55  
 5029-85002 Grandover Chest ... 55  
 5047-85122 Mill Lane Chest ... 56  
 5048-85122 Barrington Console ... 56  
 5072-85002 Arabelle Console ... 56  
 5074-85001 Marche Chest ... 56  
 5077-85001 Michoud Chest ... 56  
 5165-85001 DaValle Scroll Console ... 56  
 5177-85001 Eastridge Shaped Credenza ... 57  
 5183-85001 Palisade Chest ... 57  
 593-50-003 Alistair Chest ... 57  
 638-50066 Gianna Chest ... 57  
 638-50069 Charisma Chest ... 57  
 638-50074 Ashton Chest ... 57  
 638-85001 Rafferty Console ... 58  
 638-85004 Filigree Hall Chest ... 58  
 638-85006 L'Inspiration Script Chest ... 58  
 638-85011 Classique Scroll Chest ... 58  
 638-85014 Collette Drawer Chest ... 58  
 638-85016 Livia Chest ... 58  
 638-85017 Raised Lattice Front Chest ... 59  
 638-85023 Cadence Chest ... 59  
 638-85027 Damasque ... 59  
 638-85040 Curlacue Chest ... 59  
 638-85044 Savion Chest ... 59  
 638-85045 Caliente Chest ... 59  
 638-85056 Brockton Chest ... 60  
 638-85066 Paxton Chest ... 60  
 638-85072 High Drama Chest ... 60  
 638-85079 Pippa Bombe Chest ... 60  
 638-85091 Ravenna Console ... 60  
 638-85096 Medallion Console ... 60  
 864-50-107 Windsor Chest ... 61  
 864-50-109 Preston Ridge Hall Chest ... 61  
 963-85-122 Duncan Console ... 61  
 989-50-104 Westcott Accent Table ... 61

## Occasional Tables

281-80-110 Rectangle Cocktail Table ... 64  
 281-80-111 Round Cocktail Table ... 64  
 281-80-113 End Table ... 64  
 281-80-116 Round Lamp Table ... 64  
 281-80-151 Console ... 64  
 HC637-80110 Rectangle Coffee Table ... 64  
 HC637-80113 End Table ... 65  
 HC637-80151 Sofa Table ... 65  
 HC1030-81110 Rectangle Coffee Table ... 65  
 HC1030-81113 End Table ... 65  
 HC1030-81151 Console Table ... 65  
 1037-81110 Rectangle Cocktail Table ... 65  
 1037-81113 End Table ... 66  
 1037-81114 Chairside Table ... 66  
 1037-81151 Console Table ... 66  
 5029-50001 Rectangle Cocktail Table ... 66  
 5029-50002 Round Accent Table ... 66  
 5029-50004 Chairside Chest ... 66  
 5066-55402 Kinsey Ent. Console ... 67  
 5066-80110 Rectangle Cocktail Table ... 67  
 5066-80116 Round End Table ... 67  
 5066-80161 Console ... 67  
 HC9600-80-110 Coffee Table ... 68  
 HC9600-80-110-T Coffee Table ... 68  
 HC9600-80-113 End Table ... 68  
 HC9600-80113-T End Table ... 68



CONTRACT

A Hooker Furniture Company

[hcontractfurniture.com](http://hcontractfurniture.com)

866-474-8438